




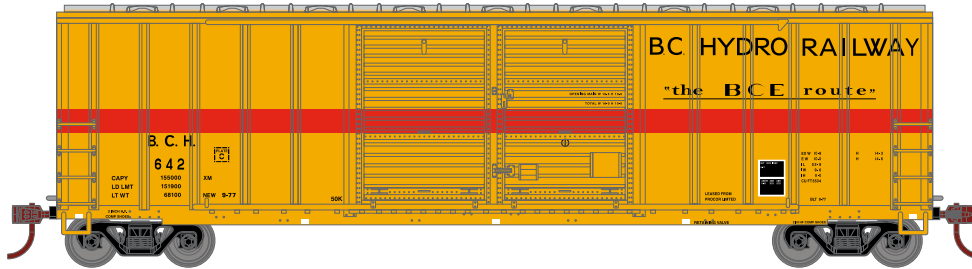
N 50' FMC Double Door British Columbia Hydro Railway

Announced 4.27.18
Orders Due: 5.25.18

ETA: April 2019




Era: 1977+



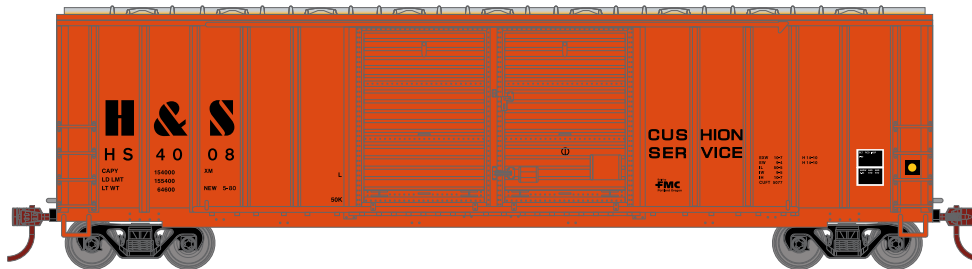
ATH17567 N 50' FMC Double Door Box, BCH #642
ATH17568 N 50' FMC Double Door Box, BCH #657
ATH17569 N 50' FMC Double Door Box, BCH #664




Hartford & Slocomb




Era: 1980+



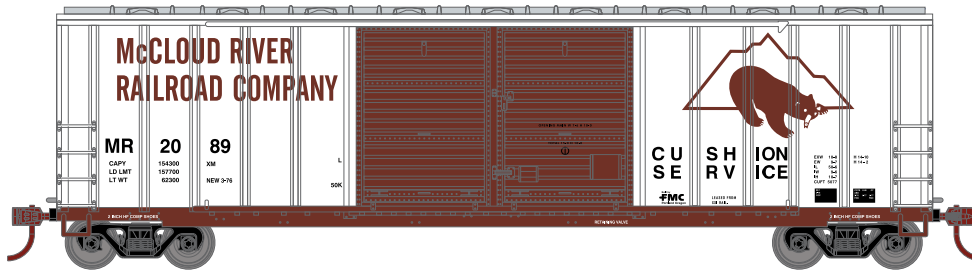
ATH17570 N 50' FMC Double Door Box, HS #4008
ATH17571 N 50' FMC Double Door Box, HS #4027
ATH17572 N 50' FMC Double Door Box, HS #4082




McCloud River Railway




Era: 1976+



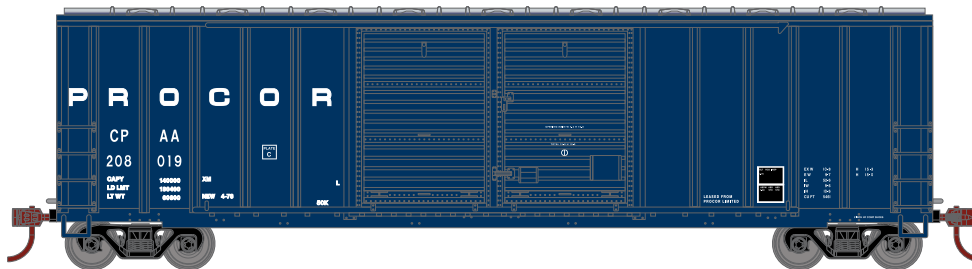
ATH17573 N 50' FMC Double Door Box, MR #2089
ATH17574 N 50' FMC Double Door Box, MR #2134
ATH17575 N 50' FMC Double Door Box, MR #2156




Canadian Pacific ex Procor



Era: 1991+



ATH17576 N 50' FMC Double Door Box, CPAA #208019
ATH17577 N 50' FMC Double Door Box, CPAA #208023
ATH17578 N 50' FMC Double Door Box, CPAA #208052



\$22.98SRP



Visit Your Local Retailer | Visit www.athearn.com | Call 1.800.338.4639




N 50' FMC Double Door



Announced 4.27.18
Orders Due: 5.25.18

Union Pacific*

ETA: April 2019



Era: 1974+



ATH17579
ATH17580
ATH17581

N 50' FMC Double Door Box, UP #300303
N 50' FMC Double Door Box, UP #300387
N 50' FMC Double Door Box, UP #300429

All Road Names

PROTOTYPE AND BACKGROUND INFO:

It was the mid 1970s, and the incentive per diem box car boom was just beginning. New, brightly painted box cars seemed to appear overnight. Many were lettered for various short lines. FMC (Food Machinery Corporation) was a significant builder of many of these cars. The 50' outside post, non-terminating end box car, became the foundation for new per diem cars built in the 1970s. The 50' FMC cars also varied in door configuration and style to better suit each customer. These models can still be seen today in the modern railroading scene.

MODEL FEATURES:

- Three road numbers
- Scale profile brake wheel
- Newly-tooled roller bearing trucks
- Fully-assembled and ready-to-run out of the box
- Accurately painted and printed
- Highly detailed, injection molded body
- Machined metal wheels
- Screw mounted trucks
- Body-mounted McHenry knuckle couplers
- Weighted for trouble free operation
- Clear plastic jewel box for convenient storage
- Operates on Code 55 and 80 rail
- Minimum radius: 9 3/4"

\$22.98SRP



Visit Your Local Retailer | Visit www.athearn.com | Call 1.800.338.4639

* Union Pacific Licensed Product