

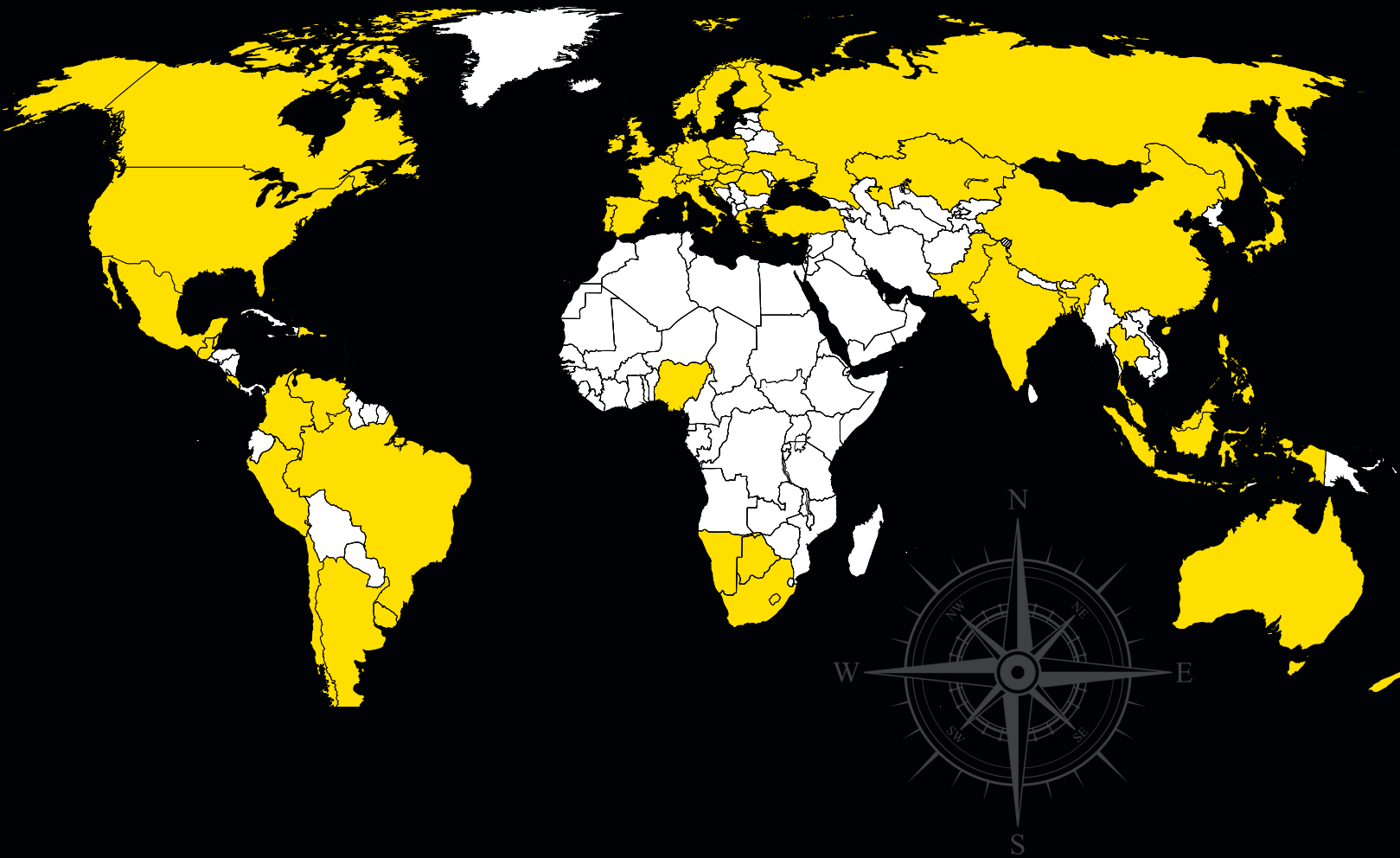


WOODLAND®
QUALITY BRANDS

WOODLAND SCENICS®
SCENE-A-RAMA®
PINECAR®



WOODLAND'S desire to create realistic model scenery started as a small idea but quickly grew to change the industry. Initially an architectural modeling firm, Woodland launched the original Woodland Scenics line in 1975. From the beginning, our focus has been to provide high quality products that anyone can use to create life-like results. As the world leader in model scenery, we offer a complete line of quality-tested products that work together to make modeling easy. While we have grown to offer more than 2,000 items spanning multiple markets, our purpose remains the same: We are fueled by passion and a commitment to innovation, creating unique products for people of all ages and skill levels.



AVAILABLE WORLDWIDE

Based in Linn Creek, Missouri, Woodland offers high quality products to customers worldwide. Our desire to provide the best selection of realistic, easy-to-use products continues to push our growth, reaching more locations around the globe. Visit us online or use the store locator on our website to find a retailer in any of the highlighted areas.



Woodland Scenics is committed to a business practice, which supports the economy of our local community. We manufacture the vast majority of our products at our Linn Creek, Missouri manufacturing plant, which also houses our product development, package and creative design, marketing, sales and customer service operations. When you purchase Woodland Scenics Quality Brands, you support American manufacturing working in balance with a global economy to support American jobs.

Woodland Scenics® 6-162

From base to terrain to the final scenic detail, this line of products offers exactly what you need to build your layout, diorama, display or other project.

- Learning Aids** 8
Learn the techniques you need to build a layout from start to finish.
- SubTerrain System** 9-13
Revolutionary. Lightweight. Design and build any layout easily.
- Terrain System** 14-24
Model realistic mountains, valleys, rolling hills and other features.
- Road System** 25-28
Quality roadbed products ensure a quiet, efficient train operation.
- Landscape System** 29-38
Easy-to-use products produce the realistic results you expect.
- Field System** 39-44
Model tall grasses, like meadows and pastures, easily
- Water System** 45-48
Complete system designed to model all bodies of water
- Trees** 49-64
Trees and tree-making products for limitless, realistic possibilities.
- Figures and Accents** 65-84
Set a lively scene with people, animals and accessories.
- Vehicles** 85-92
Add interest and movement to a scene
- Just Plug Lighting System** 93-102
Quickest and easiest way to add lights to buildings or any project.
- Buildings** 103-144
Select one of several options to satisfy your modeling preference.
- Scene Kits and Layout Kits** 145-153
Model a complete, detailed scene full of life, humor and interest.
- Decals and Graphics** 154-159
Easy-to-apply dry transfer original graphics, numbers and letters.
- Track and Wheel Maintenance** 160-161
Keep rails and wheels clean with this easy-to-use system.
- Fasteners and Lubricants** 162
Quality fasteners and lubricants for all hobby and household needs.

PineCar® 163-192

Build the fastest racer on the track with this line of easy-to-build car kits, weights, decals, speed tools and accessories.

- Learning Aids** 166
Learn the principles and techniques to design a racer
- Blocks and Racer Kits** 167-169
Design and build a unique racer body
- Paints, Decals and Details** 170-181
Customize and add character to your racer
- Speed Tools and Accessories** 182-188
Optimize the racer's performance
- Organize Race** 189-190
Everything you need to hold a derby race
- SailBoat** 191-192
Assemble, decorate and race SailBoats

Scene-A-Rama® 193-210

Easy-to-use modeling materials spark imagination and make learning fun. Scene-A-Rama is a complete line of products designed to help students create dioramas, displays and other A+ projects.

- Learning Aids** 196
Inspiration and step-by-step instruction to make school projects
- Displays** 197
Create a base and backdrop for a diorama
- Kits** 198-203
All materials needed to complete a project in one place
- Packs** 204-205
Quality dioramas for a fun, educational environment
- Accessories** 206-210
Add realism to a diorama with everything from landscaping to figures

Merchandisers & Assortments 211-223

Increase product visibility and display appeal with eye-catching merchandisers, assortments and marketing tools.

- Woodland Scenics** 212-221
- PineCar** 222
- Scene-A-Rama** 223

Index 224-226



Look for this icon adjacent to specific products. It lets you know there is a how-to video demonstration of that product on our website.

All art material products in this catalog conform to Health Requirements of ASTM D4236.



WOODLAND SCENICS

PINECAR

SCENEARAMA

MERCHANDISING



Visit our website and join us on social media to get the latest product announcements, videos and other information related to Woodland. We have over 300 videos that teach step-by-step methods, tips and techniques to get the best results with our products. Subscribe to our YouTube channels, sign up for our e-newsletter and follow us on all platforms to stay up-to-date. Be sure to tag us in your posts for a chance to be featured!



Woodland Scenics
For more information about our products, visit woodlandscenics.com



YouTube
Discover how to use our products from base to landscape with the help of visual aid



Facebook
Learn all about the latest Woodland products when you follow us on Facebook



Instagram
Check out the work of fellow modelers and see the endless results you can achieve
@woodlandscenics, @pinecarofficial, @scenearama



Pinterest
Pin inspirational photos, products and ideas from a variety of our Pinterest boards



Twitter
Find out what you need to know in 140 characters or less
@WoodlandScenics, @PineCar, @SceneARama

Visit our website to download the following apps, available for your smart phone, tablet or PC.



Water Volume Estimator
This fast and easy tool calculates how much Deep Pour Water or Realistic Water you need to create your water feature. Just put in the measurements of your water feature and let the Water Volume Estimator do the rest.



Model Inventory
Easy-to-use inventory app for tracking your model railroad locomotives, rolling stock, structures, scenery and accessories.



Model Scaler
Fast, easy and efficient scale model conversion tool. Quickly convert U.S. Customary and Metric measurements into any scale. Also available for Windows, Mac and Linux on the Chrome Web Store.




PineCar Calculator
Instantly find your car's center of gravity. Calculate the amount of weight you need on your front axle to place your center of gravity where you want it.




WOODLAND SCENICS®

Woodland Scenics offers everything you need to build a layout, diorama, display or other project from base to landscape. Our easy-to-use products are designed to work together to produce realistic results every time.



Habachstal_005 by gravitat-OFF / cc-by-2.0

1. Form your base
with SubTerrain and Terrain



• Shaper Sheet and Shaper Sheet Plaster (pg. 16-17)

• Rocks and Talus (pg. 22-24)

2. Add color & dimension
with Landscape and Trees



• Clump-Foliage, Briar Patch and Realistic Trees (pg. 32, 44, 57-58)

• Fine Turf, Coarse Turf, Underbrush and Bushes (pg. 30-31)

3. Further your realism
with water and details



• Deep Pour Water, Water Tint, Water Effects and White Water Highlights (pg. 46-48)

• Static Grass, Plant Hues, Flowers and Dead Fall (pg. 36, 40-43)



“Is that real?” and “How did you do that?” are two of the most frequently asked questions after viewing a Woodland modeled scene. With the exception of our inspiration photos, images in this section were created with Woodland Scenics realistic scenery products.

We typically start with some source of inspiration such as pictures, memories or experiences, when choosing what to model. The photo above was our inspiration for a similar scene shown to the right on page 7. From here the process is not limited to but can be outlined by three steps: form your base, add color and dimension, and further realism with more details. The products we used are listed for your reference, making this a great place to start for your next creation. With Woodland Scenics, anyone can model with realistic results!

ONLINE VIDEOS

- Check out our How-to Videos online to see how our products make modeling and inspiration easy:
- SubTerrain Lightweight Layout System
- Plaster Cloth
- Shaper Sheet
- Ready Rocks
- Earth Colors
- Using Coarse Turf to Add Landscape Texture
- The Field System
- How to Model Tufts of Grass
- Make a Tree
- Model Water Areas and many more!

Learning Aids 8

SubTerrain System 9-13

Layout System 10-11

Tools and Accessories 12-13

Terrain System 14-24

Getting Started 14

Plaster Cloth and Shaper Sheet 15-16

Plasters 17

Plaster Tools and Accessories 18

Earth Colors Liquid Pigments 19

Culverts, Retaining Walls and Tunnel Portals 20-21

Ready Rocks and Rock Molds 22-23

Talus and Latex Rubber 24

Road System 25-28

Landscape System 29-38

Fine, Blended and Coarse Turfs 30

Underbrush & Bushes 31

Clump-Foliage, Foliage Clusters and Static Grass Flock 32

Adhesives and Accessories 33

Foliage and Poly Fiber 34

Flowering Foliage, Fruit and Pollen 35

Lichen, Stumps, Dead Fall and Soft Flake Snow 36

ReadyGrass Vinyl Mat 37

Ready Landforms 38

Field System 39-44

Static King and Model Vac 40

Adhesives and Accessories 41

Static Grass 42

Plant Hues, Flowers and Static Grass Starter Kit 43

Field Grass and Briar Patch 44

Water System 45-48

Water Tints and Water Undercoats 46

Surface Waters, White Water Highlights and Dust Dabber 47

Deep Pour Water, Realistic Water and E-Z Water 48

Trees 49-64

Premium Trees 51-53

Woodland Classics 54-56

Ready Made Realistic Trees 57-58

Ready Made Trees Value Packs 59

Forest Canopy 60

Fine-Leaf Foliage and Shrubs & Saplings 61

Tree Armatures and Realistic Tree Kits 62

Lead-Free Metal Tree Kits 63-64

Figures and Accents 65-84

Scenic Accents 66-83

Scenic Details 83-84

Vehicles 85-92

AutoScenes 86-91

Scenic Details 92

Lighting System 93-102

Getting Started 94

Expanding, Accessorize and Customize 95-97

Lighted Vehicles 98-99

Street and Wall Mount Lights 100

Billboards 101

US Flags 102

Buildings 103-144

Built-&-Ready 105-116

Landmark Structures Building Kits 117-121

DPM 122-141

Building Sets 142-143

Scenic Details 144

Scene Kits 145-147

Layout Kits 148-153

Decals and Graphics 154-159

Dry Transfer Decals 154-158

Model Graphics 159

Track and Wheel Maintenance 160-161

Tidy Track 160-161

Fasteners and Lubricants 162

Hob-Bits and Hob-E-Lube 162

Learning Aids

See The Videos—Read The Books

Create your dream layout, diorama or display with easy and fail-safe modeling systems. Whether you are a beginner or expert, Learning Aids walk you through the steps to produce realistic results from start to finish.

The Clinic DVD R970

Some of the best professionals in the model railroad business demonstrate terrain and landscape techniques to a standing-room-only crowd at a National Model Railroad Association convention. 75 minutes

SubTerrain: Build a Layout Fast and Easy

DVD ST1400

See how to build a model railroad layout with the revolutionary SubTerrain Lightweight Layout System. 58 minutes

Model Scenery Made Easy DVD R973

Watch and learn! This comprehensive video teaches modelers from beginner to expert the simple secrets of creating realistic model scenery. 60 minutes




Coming Soon!

The Complete Guide to Model Scenery C1208

This manual is full of color photos, illustrations, product information, step-by-step methods, as well as tips and techniques you will need to model realistic scenery.

NOTE: The Scenery Manual (C1207) and the SubTerrain Manual (ST1402) have been combined in this book.



Learning Kits

Learning Kits are value-packed tools developed specifically to teach beginning modelers and other hobbyists how to use the Terrain and Landscape Systems. Learn to sculpt terrain, model rocks, landscape various scenes, create paved areas, make trees, model water features and add those crucial finishing touches.



ONLINE VIDEO

Rock Faces LK951

Learn to cast, install and color realistic rock formations.

Products: Lightweight Hydrocal® Plaster, Plaster Cloth, Rock Mold, Earth Colors Liquid Pigment and illustrated instructions

Yield four to five rocks

*Hydrocal® is a U.S. Gypsum registered trademark



ONLINE VIDEO

Road System LK952

Learn to add roads and other paved areas to any layout.

Products: Smooth-It, Paving Tape, Asphalt Top Coat and illustrated instructions

Road size approx. 3" x 4" (7.62 cm x 121 cm) long



ONLINE VIDEO

Trees LK953

Learn to model trees for any layout, diorama or project.

Products: Tree Armatures, Hob-e-Tac Adhesive, Clump-Foliage and illustrated instructions

18 trees, heights range from 3/4" to 8" (1.9 cm to 20.3 cm)



ONLINE VIDEO

Landscape LK954

Learn to create beautiful scenery by blending and texturing various types and colors of scenery products.

Products: Earth Undercoat, Scenic Cement, Fine Turf, Clump-Foliage, Coarse Turf and illustrated instructions

Landscape an area 2' x 2' (60.9 cm x 60.9 cm)



ONLINE VIDEO

River/Waterfall LK955

Learn to create the illusion of water depth, make a river and a waterfall.

Products: Earth Colors Liquid Pigment, Realistic Water, Water Effects, Talus, Plaster Cloth, Green Grass Fine Turf, Scenic Glue and illustrated instructions

Model a river 1" x 28" x 1/8" (2.54 cm x 71.1 cm x 3.17 cm) and waterfall 1 1/4" x 5" x 3/32" (3.17 cm x 12.7 cm x 2.38 mm)



ONLINE VIDEO

Scenery Details LK956


Learn simple techniques to create landscape detail on any layout.

Products: Dead Fall, Fine Turf, Bushes, Underbrush, *Fine-Leaf Foliage, Field Grass, Flowering Foliage, Poly Fiber, Scenic Glue and illustrated instructions

Landscape an area 2' x 2' (60.9 cm x 60.9 cm)

*Includes Patented Product

SubTerrain and Terrain



Take the guesswork out of designing and building a layout with the revolutionary SubTerrain Lightweight Layout System. Create the base of your layout with durable foam components using the tools and adhesives designed to work together as a system. Once complete, use Terrain System products, such as Shaper Sheet and Plaster Cloth, to model various types of terrain from mountains to valleys or man-made areas. Then add color with Earth Colors Liquid Pigments to prepare for Landscape.



SubTerrain System



SubTerrain Lightweight Layout System®

This revolutionary System consists of sturdy, durable and lightweight foam components that take the guesswork out of designing and building a layout, and tools and adhesives specifically designed to work with the system. The SubTerrain Manual (ST1402) and The Complete Guide to Model Scenery (C1208) provide detailed, fully illustrated instructions for using this system to construct a layout.

- No experience necessary
- No complicated calculations
- No expensive power tools
- No dusty mess


Risers

Elevate the track from a flat surface to create low-lying areas.




Inclines/Declines

Provide the proper change in elevation, so your train runs smoothly.



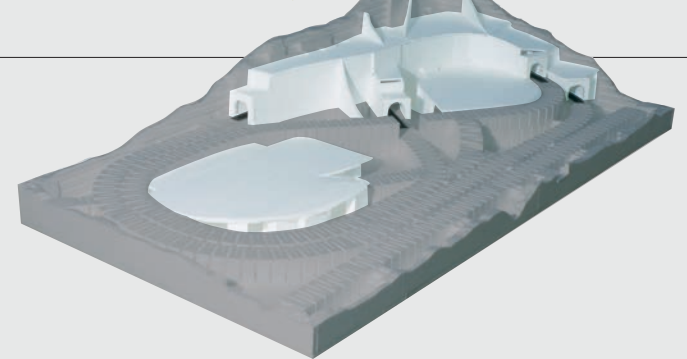
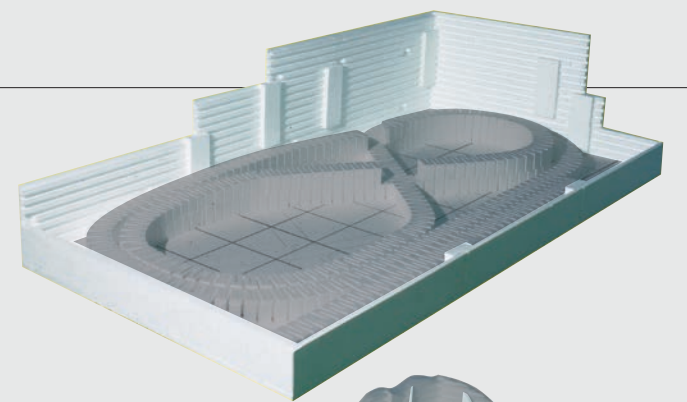



Profile Boards

Add sides. Create terrain contours with the Hot Wire Foam Cutter.



Foam Sheets

Create flat areas, tunnels and layout bases.



ONLINE VIDEOS

SubTerrain System

Risers

High-density foam Risers are used to elevate track. With the surrounding areas lower, modelers can create creek beds, ravines and other low-lying areas quickly and easily without the mess and inconvenience of expensive power tools.

Flex easily to form curves. Use on a plywood or foam base. To install, pin in place with Foam Nails and attach with Low Temp Foam Glue or Foam Tack Glue.

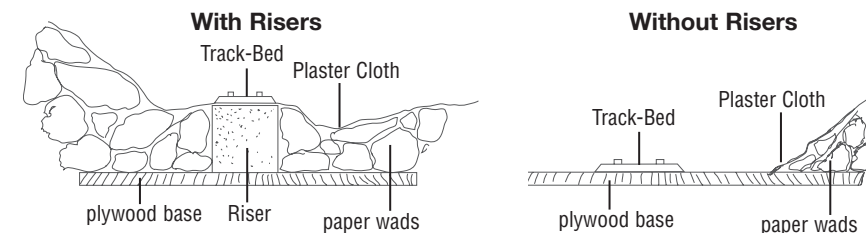
What Size Do I Need?

Risers are available in 1/2", 3/4", 1", 2" and 4" heights. We recommend using at least a 2" Riser to elevate your track. This will provide moderate elevation for gradual relief, hills and creek beds. Use a 4" Riser to give you maximum elevation for steep relief, rivers, valleys and other more dramatic landscape.

Generally, 1/2", 3/4" and 1" Risers are used in conjunction with Incline/Decline Starters.

Each piece is 2 1/2" w x 24" l (6.35 cm x 60.9 cm)

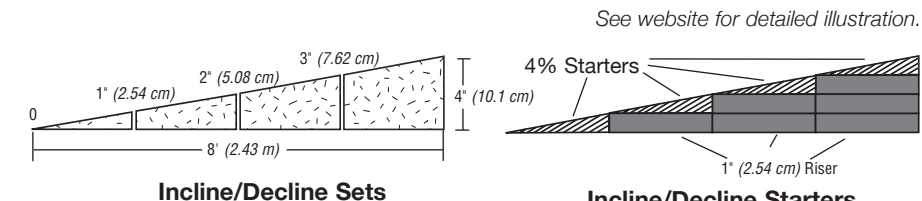
Description	Quantity	Product No.
1/2" (1.27 cm)	4 per pkg	ST1406
3/4" (1.9 cm)	4 per pkg	ST1414
1" (2.54 cm)	4 per pkg	ST1407
2" (5.08 cm)	4 per pkg	ST1408
4" (10.1 cm)	2 per pkg	ST1409



Incline/Decline Sets and Starters

Inclines/Declines are flexible and allow a smooth transition from one height to another. To install, pin in place and attach with Low Temp Foam Glue or Foam Tack Glue. Starters are identical pieces. Use alone or with Risers.

Each piece is 2 1/2" w x 24" l (6.35 cm x 60.9 cm)



Description	Quantity	Product No.
2% Set Elevates/Lowers track 4" in 16' (10.1 cm in 4.87 m)	8/set	ST1410
3% Set Elevates/Lowers track 4 1/2" in 12' (11.4 cm in 3.65 m)	6/set	ST1416
4% Set Elevates/Lowers track 4" in 8' (10.1 cm in 2.43 m)	4/set	ST1411
2% Starter Raises/Lowers the elevation 1/2" (1.27 cm)	8/pcs	ST1412
3% Starter Raises/Lowers the elevation 3/4" (1.9 cm)	6/pcs	ST1415
4% Starter Raises/Lowers the elevation 1" (2.54 cm)	4/pcs	ST1413




Profile Boards™ ST1419

Profile Boards create the perimeter of your layout to define the contours. Their special interlocking design makes them easy to join together with the use of matching Connectors. Place end-to-end or stack and lock together, then trim with a Hot Wire Foam Cutter to create mountain profiles.

Each Profile Board is 8" h x 24" l (20.3 cm x 60.9 cm)

2 Boards and 2 Connectors




Foam Sheets

Use Foam Sheets to create flat areas for towns and to form tunnels. Use scrap foam to elevate the Foam Sheets and attach with Low Temp Foam Glue or Foam Tack Glue. The 1/4" sheet can be bent into a radius.

Each piece is 12" w x 24" l (30.4 cm x 60.9 cm)

Description	Quantity	Product No.
1/4" (6 mm)	1 pc	ST1422
1/2" (1.27 cm)	1 pc	ST1423
1" (2.54 cm)	1 pc	ST1424
2" (5.08 cm)	1 pc	ST1425
3" (7.62 cm)	1 pc	ST1426
4" (10.1 cm)	1 pc	ST1427



SubTerrain System



Modeling Sheets


- Unique layout-building material
- Use in place of styrene and balsa wood
- Flexible, lightweight and easy to cut
- Smooth, paintable surface

1/16" Modeling Sheets C1174
8 pcs / 16 ft² (148 dm²), 16" x 18" (40.6 cm x 45.7 cm) ea

1/8" Modeling Sheets C1175
4 pcs / 8 ft² (74.3 dm²), 16" x 18" (40.6 cm x 45.7 cm) ea

1/4" Modeling Sheets C1176
2 pcs / 4 ft² (37.1 dm²), 16" x 18" (40.6 cm x 45.7 cm) ea

Assorted Modeling Sheets C1177
4 pcs (2 ea 1/16", 1 ea 1/8", 1 ea 1/4")
8 ft² (74.3 dm²), 16" x 18" (40.6 cm x 45.7 cm) ea



Road Riser™ C1181
• Provides an instant flat area for modeling roads
• Follows the curvature of the terrain
• Flexible for modeling winding and hilly roads
4 pcs / 1/4" h x 2 1/2" w x 24" l
(6.35 mm x 6.35 cm x 60.9 cm)




Foam Nails ST1432
Use Foam Nails to pin Track-Bed, track, foam or other products in place temporarily.
2" (5.08 cm) 75/pkg



Foam Knife ST1433
Ideal for cutting foam. Includes 2" long blade.
1 knife/pkg

Foam Knife Blades ST1434
Replacement blades for Foam Knife
4 blades/pkg



Foam Pencils ST1431
• Special lead designed to draw on foam without causing damage
• Colors will not bleed through paint or other coverings
2 red, 2 black/pkg




Foam Putty™ ST1447
• Non-shrinking, lightweight filling material
• Same characteristics as foam
• Use to fill cracks and gaps on foam
• Sculpt, carve and sand easily when dry
16 oz vol (473 mL)

SubTerrain System



Low Temp Foam Glue Gun ST1445
• Will not damage foam and bonds instantly
• Load glue sticks in barrel, use trigger to dispense
• Use only with Low Temp Foam Glue Sticks
1 glue gun (110V) and 2 sticks 4" (10.1 cm)



Hot Wire Foam Cutter
• Adjustable collars for clean, accurate cuts at any angle
• Two cutting path options – 4 1/2" or 3 1/2" w x 6" d (11.4 or 8.89 cm x 15.2 cm)
• Use only on Woodland Scenics foam products
• Includes 24" Nichrome wire - use only Nichrome replacement wire
• Use the Bow & Guide attachment to make precise angled cuts

120V Hot Wire Foam Cutter ST1435
(Transformer/Plug US)

230V Hot Wire Foam Cutter ST14401
(Transformer/Plug Europe)

230V Hot Wire Foam Cutter ST14402
(Transformer/Plug UK)

240V Hot Wire Foam Cutter ST14403
(Transformer/Plug Australia/New Zealand)



Foam Cutter Bow & Guide ST1437
• Bow attachment adds versatility to the Hot Wire Foam Cutter
• Attach the Guide for precise angled cuts
(Handle not included. For use with Hot Wire Foam Cutter.)

Low Temp Foam Glue Sticks ST1446
• Bonds to foam, wood paper and other materials
• Use only with Low Temp Foam Glue Gun

10/pkg - 10" x 3/8" (25.4 cm x 9.52 mm)



Hot Wire Foam Cutter Replacement Wire ST1436
• Special Nichrome wire
• Retains even temperature needed to cut foam

48" (121 cm)



Foam Tack Glue™ ST1444
• Specially formulated for foam
• High tack and effective on most materials
• Use as contact cement when bonding two large surfaces

12 fl oz (354 mL)



Flex Paste™ C1205
• Flexible, non-cracking modeling paste
• Use to create a hard surface or as a filler or primer on foam
• Use as a road base
• Use with Soft Flake Snow to model heavy snow drifts

16 fl oz (473 mL)



Terrain System

The Terrain System offers a range of products for modeling earth contours, such as mountains, valleys, rolling hills and other realistic terrain easily. Use special pigments to color earth and castings. Install hand-painted, ready-to-go rocks, or cast and/or carve custom rock formations. Add waterways, man-made drainage areas and structures like retaining walls and portals. Lay sound deadening roadbed and ballast track. Build and stripe paved roads and parking lots. Add grade crossings and model sidewalks and gravel roads.



Support Panels

Quick and easy to use as strong, lightweight terrain understructure. Use to support raised areas and to prepare for covering with No-News Paper and Plaster Cloth. The 2" Support Panels work great with Road Riser when building roads. Cut easily with Hot Wire Foam Cutter, Foam Knife, scissors or hobby knife.


- 2" Support Panels** C1172
2/pkg 1/16" x 18" w x 24" l (1.58 mm x 45.7 cm x 60.9 cm)
- 4" Support Panels** C1173
4/pkg 1/16" x 18" w x 24" l (1.58 mm x 45.7 cm x 60.9 cm)

ONLINE VIDEOS



Sticky Spots™ C1167

This high-tack, multi-sided adhesive yields instant placement on smooth and textured surfaces. It is repositionable and leaves no residue. Perfect for positioning terrain Support Panels and placing Road Risers. Each spot approx. 1/2" in diameter x 3/64" thick (12 mm x 1 mm) 100 pcs/pkg



No-News Paper™ C1188

Use No-News Paper to build terrain and substructure in preparation for a plaster shell. No-News Paper is heavier than newspaper, offering stronger support and requiring less paper when making wads. Hands stay clean. Convenient to store.

100 ft², 12" x 100" (9.29 m², 30.4 cm x 30.4 m)



Terrain System

Plaster Cloth is the easy, convenient method for modeling lightweight landforms and terrain bases. The plaster-coated cloth creates a durable hard shell designed to accept paints, pigments, plaster castings and landscape materials with realistic effects. Use to fill in terrain gaps and blend terrain features. Accepts Earth Colors Liquid Pigment, plaster castings and scenery materials easily.

ONLINE VIDEOS

Plaster Cloth C1203

A quick method for modeling terrain.

Packaged in a resealable bag.
8" w x 5 yd l, 10 ft²
(20.3 cm x 4.57 m, 92.9 dm²)



Plaster Cloth Narrow Roll C1191

Specially sized for small areas/projects, Risers, Inclines/Declines and Road Riser.

Packaged in a resealable bag.
4" w x 5 yd l, 5 ft² (10.1 cm x 4.57 m, 46.4 dm²)



Plaster Cloth Triple Roll C1192

Get three times as much. Perfect for large projects.

Packaged in a resealable bag.
8" x 15 yd, 30 ft²
(20.3 cm x 13.7 m, 278 dm²)



Plaster Cloth Sheets C1193

Precut for convenience. Package doubles as a dipping and storage tray.

30 sheets/pkg 8" x 12", 20 ft² ea
(20.3 cm x 30.4 cm, 185 dm²)



Plaster Cloth / Modeling Tray C1194

Perfect for dipping Plaster Cloth. Made of durable nonstick silicone, the tray offers fast and easy cleanup and long-lasting use. Includes side grips for easy lifting. Also use to pour molds, plaster slabs and expansive rock walls and for a wide variety of modeling needs.

10" x 14" x 1 3/4" (25.4 cm x 35.5 cm x 4.44 cm)



PLASTER CLOTH STEPS



1 Cut Plaster Cloth into desired strips. Dip and drag strip through water.



2 Lay wet Plaster Cloth over desired surface, bumpy side up.



3 Smooth plaster bumps with wet fingers to fill holes in cloth.



4 Overlap previous sheet by 50%. Repeat until project is covered.

Terrain System

Shaper Sheet®

Shaper Sheet is a unique, patented terrain building material. The strong, pliable sheet holds its form without understructure and can be shaped and reshaped to create any level of detail. It mechanically bonds with plaster to create a hard shell. Ideal for layouts, dioramas, displays and arts and crafts.

ONLINE VIDEOS

9" Shaper Sheet C1178

1 Roll/pkg 9" w x 72" l, 4.5 ft²
(22.8 cm x 182 cm, 41.8 dm²)

18" Shaper Sheet C1179

1 Roll/pkg 18" w x 72" l, 9 ft²
(45.7 cm x 182 cm, 83.6 dm²)

Patented Product



Shaper Sheet Steps



1 Simply cut into any shape or size just using scissors.



2 Form anything with as much or as little detail as you want.



3 Finish your model with or without Shaper Sheet Plaster.



Choose from a variety of plasters, each specially formulated to perform a specific way and provide the results you expect. All Plasters are simple to mix, easy to use and accept Earth Colors Liquid Pigments. Clean up is quick and easy when using plaster bowls and brushes.

ONLINE VIDEOS

Shaper Sheet® Plaster

C1180

Shaper Sheet Plaster offers an extended working time and is specially formulated to turn Shaper Sheet into a permanent, hard surface. The longer working time makes Shaper Sheet Plaster ideal for covering large projects. Use as an adhesive for attaching castings to plaster. Accepts Earth Colors Liquid Pigment.

Net Wt 4 lbs (1.81 kg)



Carving Plaster™

C1198

Carving Plaster is a unique plaster with an extended application time and carves easily when dry. Use it to carve rock faces, bridge abutments, piers and other terrain formations. Scores easily for stone, brick and cobblestone effects. Great for arts and crafts. Use with Easy Rock Carving Tools (C1185 - pg. 18). Accepts Earth Colors Liquid Pigment.

Net Wt 3.5 lbs (1.58 kg)

Available in Bulk C1198B - 5 gal (18.9 L)



Super Strength Plaster™

C1199

Super Strength Plaster dries hard and strong and produces exceptional casting detail. It resists cracking and water absorption, making it ideal for heavily used and weight bearing terrain surfaces such as R/C terrain. Also works great for outdoor plaster projects and statuary castings. Use as an adhesive to attach castings to plaster. Accepts Earth Colors Liquid Pigment.

Net Wt 4 lbs (1.81 kg)



Lightweight Hydrocal® Plaster

C1201

Lightweight Hydrocal is specially formulated for terrain modeling. It is half the weight of Hydrocal and goes twice as far. Use this tough, quick-setting plaster to create a hard shell terrain and to attach or fill in around castings. Accepts Earth Colors Liquid Pigment.

Net Wt 2 lbs (907 g)

Available in Bulk C1201B - 5 gal (18.9 L)

*Hydrocal® is a U.S. Gypsum registered trademark



Mold-A-Scene™ Plaster

C1202

Mold-A-Scene dries to a hard, textured shell with a natural tan color. Work with your hands or apply with a trowel-like tool. Use to create new or add to existing terrain. Model rocky hills, mounds, creek beds, deserts and other rough textured terrain. Fill gaps and holes and create piles and mounds. Accepts Earth Colors Liquid Pigment.

Net Wt 2 lbs (907 g)



Terrain System

STRENGTH	WORK TIME	CURE TIME	CURED WT.	CARVABILITY	CAST DETAIL
1 weak / 10 strong	1 short / 10 long	1 slow / 10 fast	1 heavy / 10 light	1 hard / 10 soft	1 low / 10 high

Shaper Sheet Plaster

8					
	10				
		5			
			4		
				3	
					9

Carving Plaster

4					
	8				
		7			
			6		
				10	
					5

Super Strength Plaster

10					
	6				
		3			
			2		
				1	
					10

Lightweight Hydrocal Plaster

5					
	2				
		9			
			10		
				6	
					7

Mold-A-Scene Plaster

2					
	2				
		8			
			9		
				8	
					1

Terrain System

Plaster Mixing Set C1187

Plaster Bowls and Spatula are fast and easy to clean, wet or dry! Cup and Bowl are marked in both fluid ounces and milliliters for easy measuring. Made of durable silicone for continual use and collapsible for easy storage.

- 1 Measuring cup 8 fl oz (236 mL)
- 1 Mixing Bowl 32 fl oz (946 mL)
- 1 Spatula



Plaster Brush Set C1186

Plaster Brushes are fast and easy to clean, wet or dry! They are specially sized for plaster application with staggered bristles to hold plaster. Made of durable silicone for continual use.

- Brushes are 1 1/2" and 3" wide. 2/pkg
- (3.81 cm and 7.62 cm)



Easy Rock Carving Tools C1185

Use the Easy Rock Carving Tools with Carving Plaster to carve rock formations. The Strata Tool helps you carve and shape large areas fast. Model strata, blasted rock and other weathered and eroded outcroppings. Use the Carving Tool Chisel to carve gouges and cavities, and use the Pick to carve grooves, fine-line abrasions and striations.

The Duster helps keep your carving area free from debris to monitor carving process.

3 piece set



Use Strata Brush to carve and shape large areas fast. Model strata, blasted rock and other weathered and eroded outcroppings.



Use Chisel to carve out gouges and rock chunks. Use Pick to score grooves, fine line abrasions and striation markings.



Keep carving area free from debris and monitor carving progress with the Duster.




Tunnel Liner Form C1250

- Cast realistic rock walls and ceilings for HO scale tunnels
- Innovative mold designed to form half of either a single or double liner section

A few simple steps:

1. Use a spatula to fill the Tunnel Liner Form with Woodland Scenics Plaster. When dry, remove from mold.
2. Join two half sections on top with a strip of wet Plaster Cloth to form a hinge. Raise unattached side for track maintenance.
3. Join completed units end-to-end for a longer tunnel.

Sized for HO scale.




Earth Colors™ Liquid Pigments

ONLINE VIDEO

- Use to color rocks, terrain and plaster castings
- Water-soluble, dilute and blend in limitless combinations
- Concentrated for economical usage, available in eight colors

4 fl oz (118 mL)

Color may vary from actual product.



White C1216



Concrete C1217



Stone Gray C1218



Slate Gray C1219



Black C1220



Raw Umber C1221



Burnt Umber C1222



Yellow Ocher C1223

Earth Colors Liquid Pigments Undercoat

- Formulated to provide a base color for terrain
- Extremely concentrated

8 fl oz (236 mL)

Color may vary from actual product.



Green Undercoat C1228



Earth Undercoat C1229



Earth Colors Kit C1215

- Specially formulated for coloring Plaster Cloth, Woodland Scenics Plasters, foam, wood and papier mâché
- Use to color rocks, terrain and plaster castings, such as Retaining Walls, Culverts and Tunnel Portals
- Concentrated for economical usage, includes eight colors
- Water-soluble

0.67 fl oz (19.9 mL) ea

ONLINE VIDEO



Terrain System

Coloring Rock Castings



1 Dab spots of the lightest Secondary Color Wash randomly over 1/3 of the rock casting.



2 Dab spots of the next Secondary Color Wash randomly over a different 1/3 of the rock casting.



3 Brush and dab the Dominant Black Wash over the entire rock casting to tie colors together.



4 Spray with Scenic Cement to seal color.



Culverts

Culverts are plaster castings, colored easily with Earth Colors Liquid Pigment.



Concrete
2 - HO Scale C1262
2 1/2" W x 1 3/8" D x 1 1/8" H
(6.35 cm x 3.49 cm x 2.85 cm)
2 - N Scale C1162
1 3/8" W x 5/8" D x 5/8" H
(3.49 cm x 1.58 cm x 1.58 cm)



Masonry Arch
2 - HO Scale C1263
2 5/16" W x 2" D x 1 13/16" H
(5.87 cm x 5.08 cm x 4.6 cm)
2 - N Scale C1163
1 1/4" W x 1 3/16" D x 31/32" H
(3.17 cm x 3.01 cm x 2.46 cm)



Random Stone
2 - HO Scale C1264
3 1/2" W x 1 1/4" D x 1 3/8" H
(8.89 cm x 3.17 cm x 3.49 cm)
2 - N Scale C1164
1 7/8" W x 3/4" D x 13/16" H
(4.76 cm x 1.9 cm x 2.06 cm)




Timber
2 - HO Scale C1265
1 1/4" W x 2 3/8" D x 1" H
(3.17 cm x 6.03 cm x 2.54 cm)
2 - N Scale C1165
3/4" W x 1 1/4" D x 9/16" H
(1.9 cm x 3.17 cm x 1.42 cm)

Retaining Walls*

Retaining Walls are plaster castings, colored easily with Earth Colors Liquid Pigment. Use with or without Tunnel Portals. Install them individually or adjacent to one another to create straight or curved walls. Cut to varying heights to create stepped wing walls.

*Scale lengths are the combined length of Walls included in package. Lengths may vary depending on installation.



Concrete
3 - HO Scale C1258
2 5/8" W x 4 13/16" H ea, 57" scale length
(6.66 cm x 12.2 cm ea, 17 m scale length)
6 - N Scale C1158
1 5/16" W x 2 1/2" H ea, 105" scale length
(3.33 cm x 6.35 cm ea, 32 m scale length)



Cut Stone
3 - HO Scale C1259
3 1/8" W x 5 1/4" H ea, 67" scale length
(7.93 cm x 13.3 cm ea, 20 m scale length)
6 - N Scale C1159
1 13/16" W x 2 5/8" H ea, 145" scale length
(4.6 cm x 6.66 cm ea, 44 m scale length)



Timber
3 - HO Scale C1260
2 9/16" W x 5 1/8" H ea, 55" scale length
(6.5 cm x 13 cm ea, 16 m scale length)
6 - N Scale C1160
1 5/16" W x 2 5/8" H ea, 105" scale length
(3.33 cm x 6.66 cm ea, 32 m scale length)



Random Stone
3 - HO Scale C1261
3 3/8" W x 5 1/8" H ea, 73" scale length
(8.57 cm x 13 cm ea, 22 m scale length)
6 - N Scale C1161
1 3/4" W x 2 5/8" H ea, 140" scale length
(4.44 cm x 6.66 cm ea, 42 m scale length)

HO and N Scale Tunnel Portals

Tunnel Portals are plaster castings, colored easily with Earth Colors Liquid Pigment.



Concrete Single
1 - HO Scale C1252
Outside: 5 5/8" W x 4 7/8" H - Inside: 2 11/16" W x 3 11/16" H
(Outside: 14.2 cm x 12.3 cm - Inside: 6.82 cm x 9.36 cm)
2 - N Scale C1152
Outside: 2 15/16" W x 2 7/16" H - Inside: 1 7/16" W x 1 7/8" H
(Outside: 7.46 cm x 6.19 cm - Inside: 3.65 cm x 4.76 cm)



Cut Stone Single
1 - HO Scale C1253
Outside: 6 3/16" W x 5 1/4" H - Inside: 2 11/16" W x 3 11/16" H
(Outside: 15.7 cm x 13.3 cm - Inside: 6.82 cm x 9.36 cm)
2 - N Scale C1153
Outside: 3 5/16" W x 2 21/32" H - Inside: 1 7/16" W x 1 7/8" H
(Outside: 8.41 cm x 6.74 cm - Inside: 3.65 cm x 4.76 cm)



Timber Single
1 - HO Scale C1254
Outside: 5" W x 5 1/16" H - Inside: 2 5/8" W x 3 13/16" H
(Outside: 12.7 cm x 12.8 cm - Inside: 6.66 cm x 9.68 cm)
2 - N Scale C1154
Outside: 2 5/8" W x 2 21/32" H - Inside: 1 3/8" W x 1 15/16" H
(Outside: 6.66 cm x 6.74 cm - Inside: 3.49 cm x 4.92 cm)



Random Stone Single
1 - HO Scale C1255
Outside: 5 5/8" W x 5 1/16" H - Inside: 2 13/16" W x 3 11/16" H
(Outside: 14.2 cm x 12.8 cm - Inside: 7.14 cm x 9.36 cm)
2 - N Scale C1155
Outside: 3 1/8" W x 2 11/16" H - Inside: 1 9/16" W x 1 15/16" H
(Outside: 7.93 cm x 6.82 cm - Inside: 3.96 cm x 4.92 cm)



Concrete Double
1 - HO Scale C1256
Outside: 7 5/8" W x 4 5/8" H - Inside: 4 5/8" W x 3 3/4" H
(Outside: 19.3 cm x 11.7 cm - Inside: 11.7 cm x 9.52 cm)
2 - N Scale C1156
Outside: 3 15/16" W x 2 1/2" H - Inside: 2 3/8" W x 2" H
(Outside: 10 cm x 6.35 cm - Inside: 6.03 cm x 5.08 cm)



Cut Stone Double
1 - HO Scale C1257
Outside: 8 1/8" W x 5 1/8" H - Inside: 4 23/32" W x 3 27/32" H
(Outside: 20.6 cm x 13 cm - Inside: 11.9 cm x 9.76 cm)
2 - N Scale C1157
Outside: 3 15/16" W x 2 23/32" H - Inside: 2 1/2" W x 1 15/16" H
(Outside: 10 cm x 6.9 cm - Inside: 6.35 cm x 4.92 cm)

O Scale Tunnel Portals



Concrete Single
1 - O Scale C1266
Outside: 9" W x 8 7/16" H - Inside: 4 1/8" W x 6 1/2" H
(Outside: 22.8 cm x 21.4 cm - Inside: 10.4 cm x 16.5 cm)



Cut Stone Single
1 - O Scale C1267
Outside: 9 1/16" W x 8 3/8" H - Inside: 4 5/16" W x 6 1/4" H
(Outside: 23 cm x 21.2 cm - Inside: 10.9 cm x 15.8 cm)

Terrain System



Ready Rocks™

Highly detailed plaster castings, hand painted with Earth Colors Liquid Pigment. Ready Rocks are the answer for modelers who do not want to cast and paint their own rocks or need only a few to complete a project. Each rock is unique. Simply attach to layout.

ONLINE VIDEOS



Faceted

C1137 8 pcs
3 1/2" - 7 1/2" (8.89 cm - 19 cm)



Surface

C1140 18 pcs
1 1/2" - 3 1/2" (3.81 cm - 8.89 cm)



Creek Bed

C1141 31 pcs
1 3/8" - 4" (3.49 cm - 10.1 cm)



Boulders

C1142 22 pcs
1 1/8" - 1 1/2" (2.85 cm - 3.81 cm)



Outcroppings

C1139 13 pcs
1" - 3 1/2" (2.54 cm - 8.89 cm)



Shelf

C1136 6 pcs 7" - 7 1/2" (17.7 cm - 19 cm)
Shelf rock is cast to nest side-by-side and top-to-bottom. Use separately or to create a large, contiguous wall.



Rock Face


C1138 4 pcs 7" - 7 1/4" (17.7 cm - 18.4 cm)
Rock Face is cast to nest side-by-side and top-to-bottom. Use separately or to create a large contiguous wall.

Terrain System

Rock Molds

- Durable, flexible, reusable and finely detailed
- Use Woodland Scenics Plaster to cast small boulders, rock outcroppings, rocks for fields and creeks or entire rock faces
- Color with Earth Colors Liquid Pigment

ONLINE VIDEO




Outcroppings C1230
5" x 7" (12.7 cm x 17.7 cm)



Surface Rocks C1231
5" x 7" (12.7 cm x 17.7 cm)



Boulders C1232
5" x 7" (12.7 cm x 17.7 cm)




Embankments C1233
5" x 7" (12.7 cm x 17.7 cm)



Random Rock C1234
5" x 7" (12.7 cm x 17.7 cm)



Laced Face Rock C1235
5" x 7" (12.7 cm x 17.7 cm)



Classic Rock C1236
5" x 7" (12.7 cm x 17.7 cm)



Wind Rock C1237
5" x 7" (12.7 cm x 17.7 cm)



Weathered Rock C1238
5" x 7" (12.7 cm x 17.7 cm)



Strata Stone C1239
5" x 7" (12.7 cm x 17.7 cm)



Rock Mass C1240
5" x 7" (12.7 cm x 17.7 cm)



Layered Rock C1241
5" x 7" (12.7 cm x 17.7 cm)




Washed Rock C1242
10 1/2" x 5" (26.6 cm x 12.7 cm)



Base Rock C1243
10 1/2" x 5" (26.6 cm x 12.7 cm)



Faceted Rock C1244
10 1/2" x 5" (26.6 cm x 12.7 cm)



Creek Bed C1246
5" x 7" (12.7 cm x 17.7 cm)



Creek Bank C1245
Includes 2 unique molds - 5" x 7" ea (12.7 cm x 17.7 cm ea)



Shelf Rock C1247
10 1/2" x 5" (26.6 cm x 12.7 cm)



Rock Face C1248
10 1/2" x 5" (26.6 cm x 12.7 cm)

Terrain System

Color may vary from actual product.



Talus (Rock Debris)

- Lightweight material made to model rock debris
- Sprinkle on layout and secure with Scenic Cement or Scenic Glue
- For maximum realism, mix and blend grades and colors
- Color Natural Talus with Earth Colors Liquid Pigment, if desired

21.7 in³ (355 cm³) Coverage area depends on usage. Shown in actual size.

Particle size:
 Fine 1/32"-3/32" (0.79 mm-2.38 mm)
 Medium 1/32"-3/16" (0.79 mm-4.76 mm)
 Coarse 5/16"-3/8" (7.93 mm-9.52 mm)
 Extra Coarse 5/16"-1/2" (7.93 mm-12.7 mm)

ONLINE VIDEO

Talus Grades


Fine	Medium	Coarse	Extra Coarse
Buff Fine C1270 Medium C1271 Coarse C1272 Extra Coarse C1273	Brown Fine C1274 Medium C1275 Coarse C1276 Extra Coarse C1277	Gray Fine C1278 Medium C1279 Coarse C1280 Extra Coarse C1281	Natural Fine C1282 Medium C1283 Coarse C1284 Extra Coarse C1285

Latex Rubber C1204

- Create long-lasting molds for rocks and other castings
- Ready to use, easy and fast
- Specifically formulated to be thin enough to seek detail and thick enough for durability

16 fl oz (473 mL)

ONLINE VIDEO



Brush three to six layers of Latex Rubber on rocks, hopper loads or other items.



When completely dry, carefully pull off the mold.



Make castings with Woodland Scenics Plaster.

Road System



Road System

Use to model any asphalt or concrete surface, such as roads, streets, sidewalks or parking lots. Accomplish in three easy steps.

Refer to page 8 for the Road System Learning Kit (LK952).

ONLINE VIDEOS



Paving Tape™ ST1455

- Adhesive-backed foam tape used to create a form for making streets, roads, sidewalks and parking lots
- A 5 1/4" (13.3 cm) wide smoothing spreader is included
- 30' (9.14 m) of tape makes a road approximately 15' (4.57 m) long

1/4" x 30' x 1/16"
 (6 mm x 9.14 m x 1.5 mm)



Smooth-It™ ST1452

- Use this plaster material to fill the forms created with Paving Tape
- Also use to fill rough areas on streets and roads


Net Wt 1.5 lbs (680 g)



Top Coat™

- Model blacktop and concrete surfaces
- Color highways, streets, sidewalks and other paved areas
- Use full strength or dilute with water

4 fl oz (118 mL)



Asphalt ST1453 Concrete ST1454



Flexi Edge™ C1294

- Flexible - bends and maintains its shape
- Scaled road striping guide for N, HO and O
- Raised inking surface prevents smears
- Includes a 40-foot graduated scale ruler for N, HO and O

Road Striping Pens

- Easily stripe roads, parking lots and crosswalks
- Special tip for clean, precise lines
- Works for N, HO and O scale (also works on HOⁿ/HOⁿ)
- Remove paint easily from Top Coat painted surfaces with Road Stripe Remover

Road Striping Pen - White C1291 3 mL (0.10 fl oz)

Road Striping Pen - Yellow C1292 3 mL (0.10 fl oz)

Road Stripe Remover C1293 10 mL (0.33 fl oz)



Road System

Color may vary from actual product. Coverage area depends on usage.



Grade Crossings

Realistic looking injection molded plastic Wood Planks or Steel Plates are notched to fit over rail spikes. Includes shims to correspond to all track codes.

Two sets of crossings in each package.

* O Scale works for 2 and 3 rails.




Wood Plank



O Scale C1145
HO Scale C1147
N Scale C1149

Steel Plate




O Scale C1146
HO Scale C1148
N Scale C1150

Gravel


- Sized for modeling realistic gravel roads
- Use Accent Powder to model bare spots and shoulders
- Available in two colors and sizes
- Attach with Scenic Cement

Gravel 10.8 in³ (176 cm³)
Accent Powder 1.8 in³ (29.4 cm³)

ALLERGY CAUTION Contains tree nut by-products.



Gray Fine C1286 **Gray Coarse** C1287



Buff Fine C1288 **Buff Coarse** C1289

Coal

Natural, realistic product for any scale. Use in piles, wagons and freight cars. Attach with Scenic Cement.

10.8 in³ (176 cm³)



Coal Scale Reference Chart

Scale	N	HO	O
B92	0"-12" (0 - 30.4 cm)	0"-6" (0 - 15.2 cm)	0"-3" (0 - 7.62 cm)
B93	8"-20" (20.3 cm - 50.8 cm)	4"-10" (10.1 cm - 25.4 cm)	2"-5" (5.08 cm - 12.7 cm)



Mine Run B92 **Lump** B93

Road System

Color may vary from actual product. Coverage area depends on usage.



Ballast

Ballast forms the rail's track-bed and holds the railroad track in place. Our Ballast realistically models this effect and is available in a variety of grades and colors. Mix and match for authentic reproductions. Ballast is lightweight and easy to use. Attach with Scenic Cement.

Bags 21.6 in³ (Gray Blend 46.4 in³) / Shaker 57.7 in³ Bags 353 cm³ (Gray Blend 760 cm³) / Shaker 945 cm³

ALLERGY CAUTION Contains tree nut by-products.

ONLINE VIDEOS



Ballast Scale Reference Chart

SCALE	FINE	MEDIUM	COARSE
	Particle size: 0.0103"-0.033" (0.26 mm-0.83 mm)	Particle size: 0.033"-0.049" (0.83 mm-1.24 mm)	Particle size: 0.05"-0.082" (1.27 mm-2.08 mm)
Z	2.2"-7.3" (5.58 cm - 18.5 cm)	7.3"-11" (18.5 cm - 27.9 cm)	11"-18.3" (27.9 cm - 46.4 cm)
N	1.6"-5.3" (4.06 cm - 13.4 cm)	5.3"-8" (13.4 cm - 20.3 cm)	8"-13.3" (20.3 cm - 33.7 cm)
HO	0.9"-2.9" (2.28 cm - 7.36 cm)	2.9"-4.3" (7.36 cm - 10.9 cm)	4.3"-7.2" (10.9 cm - 18.2 cm)
S	0.6"-2.1" (1.52 cm - 5.33 cm)	2.1"-3.2" (5.33 cm - 8.12 cm)	3.2"-5.3" (8.12 cm - 13.4 cm)
O	0.5"-1.6" (1.27 cm - 4.06 cm)	1.6"-2.4" (4.06 cm - 6.09 cm)	2.4"-3.9" (6.09 cm - 9.9 cm)
G	0.24"-0.8" (6.09 mm - 2.03 cm)	0.8"-1.2" (2.03 cm - 3.04 cm)	1.2"-1.9" (3.04 cm - 4.82 cm)



Iron Ore
Fine (Bag) B70
Medium (Bag) B77
Coarse (Bag) B84

Dark Brown
Fine (Bag) B71
Medium (Bag) B78
Coarse (Bag) B85

Brown
Fine (Bag) B72, (Shaker) B1372
Medium (Bag) B79, (Shaker) B1379
Coarse (Bag) B86, (Shaker) B1386

Buff
Fine (Bag) B73, (Shaker) B1373
Medium (Bag) B80, (Shaker) B1380
Coarse (Bag) B87, (Shaker) B1387

Light Gray
Fine (Bag) B74, (Shaker) B1374
Medium (Bag) B81, (Shaker) B1381
Coarse (Bag) B88, (Shaker) B1388

Gray
Fine (Bag) B75, (Shaker) B1375
Medium (Bag) B82, (Shaker) B1382
Coarse (Bag) B89, (Shaker) B1389

Cinders
Fine (Bag) B76, (Shaker) B1376
Medium (Bag) B83, (Shaker) B1383
Coarse (Bag) B90, (Shaker) B1390


Gray Blend
Fine (Shaker) B1393
Medium (Bag) B94, (Shaker) B1394
Coarse (Shaker) B1395



Track-Bed™

ONLINE VIDEOS

Track-Bed sound-deadening material cushions vibrations for a smoother operation and is a higher quality, low-cost alternative to other railbeds. It is compatible with cork, remains flexible, requires no pre-soaking, and will not dry out or crumble.



Strips

Use Track-Bed Strips for application in tight areas. They are scored along the centerline to allow for easy separation when laying roadbed with a tight radius.

Standard Pack (12 pieces per pkg)

N Scale ST1472* 1/8" x 1 1/4" x 24" (3 mm x 3.17 cm x 60.9 cm)
 HO Scale ST1471 3/16" x 1 3/4" x 24" (5 mm x 4.44 cm x 60.9 cm)
 O Scale ST1473 3/16" x 2 3/4" x 24" (5 mm x 6.98 cm x 60.9 cm)

Bulk Pack (36 pieces per pkg)

N Scale ST1462* 1/8" x 1 1/4" x 24" (3 mm x 3.17 cm x 60.9 cm)
 HO Scale ST1461 3/16" x 1 3/4" x 24" (5 mm x 4.44 cm x 60.9 cm)
 O Scale ST1463 3/16" x 2 3/4" x 24" (5 mm x 6.98 cm x 60.9 cm)

*Also works for HOOn30 gauge.



Sheets

(6 pieces per pkg)
 Use Track-Bed Sheets for rail yards or sidings.

N Scale ST1460
 1/8" x 3 1/4" x 24" (3 mm x 8.25 cm x 60.9 cm)
 HO/O Scale ST1470
 3/16" x 5" x 24" (5 mm x 12.7 cm x 60.9 cm)



Super Sheets

(1 each)
 Perfect for multi-track rail yards, switches, loading areas and sidings.

N Scale ST1478
 1/8" x 12" x 24" (3 mm x 30.4 cm x 60.9 cm)
 HO/O Scale ST1477
 3/16" x 12" x 24" (5 mm x 30.4 cm x 60.9 cm)



Rolls (Continuous Roll)

Track-Bed Rolls offer a smooth application. They are scored along the centerline to allow for easy separation when laying roadbed with a tight radius.

N Scale ST1475* 1/8" x 1 1/4" x 24" (3 mm x 3.17 cm x 7.31 m)
 HO Scale ST1474 3/16" x 1 3/4" x 24" (5 mm x 4.44 cm x 7.31 m)
 O Scale ST1476 3/16" x 2 3/4" x 24" (5 mm x 6.98 cm x 7.31 m)



Landscape adds depth, color, texture and realism to your layout. From ground cover and foliage to bushes and trees, the complete Landscape System offers easy-to-use, versatile and compatible products that are colorfast and non-magnetic. These products have been developed to mix and blend with each other to recreate nature's color variances, contrasts and highlights. Designed for ultimate realism, modelers will get the results they want and expect.

Landscape System

Colors may vary from actual product. Coverage area depends on usage.


Fine Turf

- Add texture and highlights to trees and scenery
- Available in six realistic colors, which model fresh, scorched and dying grasses, weeds and dirt roads
- Attach with Scenic Cement
- One bag covers approx. 2,000 in² or 14 ft²
- One shaker covers approx. 4,600 in² or 32 ft²


Bag 21.6 in³ (353 cm³) / Shaker 57.7 in³ (945 cm³)




Particle size approx. 1/1000" - 1/32" (0.025 mm - 0.79 mm)



Soil (Bag) T41, (Shaker) T1341
Earth (Bag) T42, (Shaker) T1342



Yellow Grass (Bag) T43, (Shaker) T1343
Burnt Grass (Bag) T44, (Shaker) T1344




Green Grass (Bag) T45, (Shaker) T1345
Weeds (Bag) T46, (Shaker) T1346

Blended Turf

- Use as a base covering over Earth Colors Liquid Pigment Undercoat to model grass, weeds and other low growing plants
- Available in two colors
- Attach with Scenic Cement
- One bag covers approx. 4,300 in² or 30 in²
- One shaker covers approx. 4,600 in² or 32 ft²

Bag 54.1 in³ (886 cm³) / Shaker 57.7 in³ (945 cm³)

Particle size approx. 1/1000" - 1/32" (0.025 mm - 0.79 mm)



Green Blend (Bag) T49, (Shaker) T1349
Earth Blend (Bag) T50, (Shaker) T1350


Coarse Turf

- Model low grasses, leaves, weeds and add texture and highlights to trees and scenery
- Provides a smooth transition from low to medium and high ground cover
- Available in 11 natural colors
- Attach with Scenic Cement


Bag 21.6 in³ (353 cm³) / Shaker 57.7 in³ (945 cm³)




Particle size approx. 1/32" - 1/8" (0.79 mm - 3.17 mm)




Earth (Bag) T60
Yellow Grass (Bag) T61, (Shaker) T1361




Burnt Grass (Bag) T62, (Shaker) T1362
Light Green (Bag) T63, (Shaker) T1363



Medium Green (Bag) T64, (Shaker) T1364
Dark Green (Bag) T65, (Shaker) T1365



Conifer (Shaker) T1366
Fall Yellow (Shaker) T1353



Fall Orange (Shaker) T1354
Fall Red (Shaker) T1355



Fall Rust (Shaker) T1356

Colors may vary from actual product. Coverage area depends on usage.


Underbrush

- Model low to medium ground cover, bushes, and shrubs
- Make small to medium trees
- Attach to Tree Armatures with Hob-e-Tac Adhesive
- Attach to layout with Scenic Glue

Bag 21.6 in³ (353 cm³) / Shaker 57.7 in³ (945 cm³)




Particle size approx. 1/8" - 5/16" (3.17 mm - 7.93 mm)




Olive Green (Bag) FC134, (Shaker) FC1634




Light Green (Bag) FC135, (Shaker) FC1635



Medium Green (Bag) FC136, (Shaker) FC1636



Dark Green (Bag) FC137, (Shaker) FC1637



Forest Green (Bag) FC138, (Shaker) FC1638



Forest Blend (Bag) FC139, (Shaker) FC1639

Landscape System

Bushes

- Model medium to high ground cover, bushes, and shrubs
- Make medium to large trees
- Attach to Tree Armatures with Hob-e-Tac Adhesive
- Attach to layout with Scenic Glue

Bag 21.6 in³ (353 cm³) / Shaker 57.7 in³ (945 cm³)




Particle size approx. 5/16" - 1/2" (7.93 mm - 12.7 mm)




Olive Green (Bag) FC144, (Shaker) FC1644



Light Green (Bag) FC145, (Shaker) FC1645



Medium Green (Bag) FC146, (Shaker) FC1646



Dark Green (Bag) FC147, (Shaker) FC1647



Forest Green (Bag) FC148, (Shaker) FC1648



Forest Blend (Bag) FC149, (Shaker) FC1649

Landscape System

Colors may vary from actual product. Coverage area depends on usage.

Clump-Foliage™

- Model medium to high ground cover
- Landscape hillsides
- Create shrubs, bushes and trees
- Attach to Tree Armatures with Hob-e-Tac Adhesive
- Attach to terrain with Scenic Glue

Small Bag 57.7 in² (945 cm²), Large Bag 173 in² (2.83 dm²)



ONLINE VIDEO



Particle size approx. 1/8" - 1 1/2" (3.17 mm - 3.81 cm)



Burnt Grass
(Lg. Bag) FC181



Light Green
(Sm. Bag) FC682, (Lg. Bag) FC182



Medium Green
(Sm. Bag) FC683, (Lg. Bag) FC183



Dark Green
(Sm. Bag), FC684, (Lg. Bag) FC184



Conifer Green
(Lg. Bag) FC185



Fall Mix
(Lg. Bag) FC186


Foliage Clusters™

- Break into any size
- Model bushes, shrubs and trees or high ground cover
- Use on hillsides to model tree masses
- Attach to terrain with Scenic Glue

Bag 50.8 in² (832 cm²)




ONLINE VIDEO



Light Green FC57



Medium Green FC58



Dark Green FC59


Static Grass Flock™

- Fiber product to model grass, weeds or forest litter
- Use alone or with Fine Turf
- Place under trees or along ditches
- Attach with Scenic Cement


Shaker 57.7 in² (945 cm²)




Fiber size approx. 1/16" - 1/8" (1.58 mm - 3.17 mm)



Wild Honey FL631




Harvest Gold FL632




Burnt Grass FL633



Light Green FL634



Medium Green FL635



Dark Green FL636

Colors may vary from actual product. Coverage area depends on usage.

Landscape System



Scenic Cement™ S191

- Multi-use, ready-to-use spray or brush-on application
- Specially formulated to attach Ballast, Turf and other landscape materials
- Contains wetting agent that breaks surface tension for easier and faster penetration
- Permeates instantly for maximum coverage
- Smooth, flowing application reduces spray-head clogging, foaming and bubbles
- Non-toxic, water-based and dries to a matte medium finish
- Use with Scenic Sprayer

16 fl oz (473 mL)



Scenic Glue™ S190

- Apply landscape materials with this high-tack, non-odorous adhesive
- Thick, flexible, strong hold
- Dries clear
- Does not crack or turn yellow
- Water-soluble, non-toxic

8 fl oz (236 mL)



Scenic Sprayer™ S192

- Comes with siphon tube and spray-head that fits the Scenic Cement bottle
- Nozzle adjusts from a fine mist to a steady stream
- Measurement markings in fluid ounces and milliliters printed on label
- Use with Scenic Cement, Earth Colors Liquid Pigment and other liquids

Holds 8 fl oz (236 mL)



Hob-e-Tac® Adhesive S195

- Multi-purpose, water-soluble, stays tacky, non-toxic
- Make trees and attach Field Grass and Fine-Leaf Foliage to layout
- Apply. Wait until clear. Attach foliage products
- Can use as contact adhesive

2 fl oz (59.1 mL)

ONLINE VIDEO



Canister Shaker S194

- Perfect for storing all landscape products
- Comes with a dual-purpose cap. One side for shaking, the other for pouring
- Includes a blank identification label
- Use to apply Turf materials and Ballast

Holds 32 oz vol (57.7 in² / 945 cm²)



Canister Shaker Set S199

- Organize and store your landscape products
- Sturdy cardboard container, which can be hung on pegboard or set on your workbench
- Set of six shakers includes six blank labels to identify the stored products

Each Shaker holds 32 oz vol (57.7 in² / 945 cm²)



Landscape System

Landscape Steps



1 Paint terrain surface with Earth Colors and spray with Scenic Cement.




2 Sprinkle on a base layer of Blended Turf.




3 Lightly spray with Scenic Cement to fix in place.



4 Add more color and texture with Fine and Coarse Turf in various colors and sizes.



5 Use Scenic Glue to attach Underbrush, Bushes, Forest Canopy, Clump-Foliage and Foliage Cluster.



6 Allow to dry thoroughly and spray with Scenic Cement to fix in place.



Colors may vary from actual product. Coverage area depends on usage.

Foliage

- Make trees, vines, weeds, bushes or any low growth
- Stretch the sheet of Foliage for a thin, lacy application
- Attach Foliage to Tree Armatures with Scenic Glue
- Attach to hillsides, Tunnel Portals, buildings, bridges, etc. with Scenic Glue
- Create quick and economical tree masses




72 in² (464 cm²)




Light Green F51

Medium Green F52



Dark Green F53

Conifer Green F54



Early Fall F55

Late Fall F56

Poly Fiber

- Synthetic fiber used to create vines, undergrowth and other rambling vegetation
- Affix to the sides of buildings, Tunnel Portals, Retaining Walls, light poles, billboards and along fence rows, wherever vines grow
- Make quick and economical tree masses
- Attach with Scenic Cement or Scenic Glue

16 g (0.56 oz)



Green FP178

Colors may vary from actual product. Coverage area depends on usage.

Flowering Foliage™

- Add color and model flowers along tracks, in fields, on hills or around buildings
- Attach with Scenic Cement

ONLINE VIDEO




72 in² (464 cm²)

Covers approximately 100 in² (645 cm²)



Yellow F176




Purple F177

Fruit T47

Fruit includes two colors: red and orange. Sprinkle Fruit on tree foliage and ground cover to model fruit and fallen fruit.

1.8 in² (29.4 cm²) ea



Pollen

Pollen adds realistic detail to the stamens of the paper flower designs like those by Susan's Garden™. Use Pollen on model scenery to model flowers and to highlight trees, shrubs and other landscape. Also use it to detail decorations, embellish greeting cards and scrapbooks or for many other craft projects.



1.8 in² (29.4 cm²)


Charcoal T4641



Brown T4642



Gold T4643




Green T4644



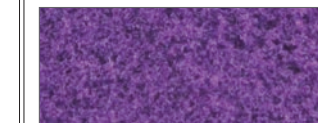
Yellow T4645



Orange T4646



Red T4647



Purple T4648



Pink T4649

Landscape System


Using Foliage, Poly Fiber and Flowering Foliage




1 Stretch and tear until thin and lacy.



2 Attach Foliage to Tree Armatures.



3 Attach to Tunnel Portals, buildings and bridges.



4 Attach Flowering Foliage along tracks, in fields and around buildings.

Landscape System

Lichen

- Uniquely textured, natural product blends easily with other foliage to create realistic scenery
- Model bushes and ground cover or use as tree foliage
- Use for quick and economical tree masses on your layout
- Attach to Tree Armatures with Hob-e-Tac Adhesive
- Attach to terrain with Scenic Glue

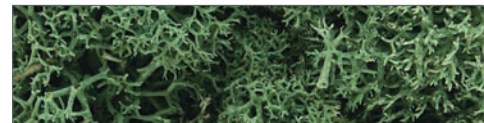
Small Bag 86.6 in² (1.41 dm²)
Large Bag 173 in² (2.83 dm²)



ONLINE VIDEO



Spring Green (Small Bag) L161



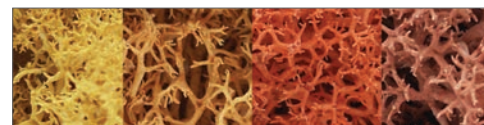
Light Green (Small Bag) L162



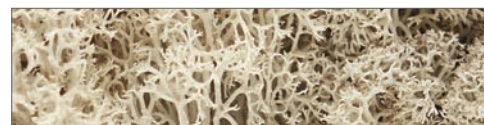
Medium Green (Small Bag) L163




Dark Green (Small Bag) L164




Autumn Mix (Small Bag) L165



Natural (Small Bag) L166



Light Green Mix (Large Bag) L167



Dark Green Mix (Large Bag) L168

Colors may vary from actual product. Coverage area depends on usage.



Stumps

- Lead-free, metal castings
- Add realistic detail to wooded or deforested areas
- Clean parts, paint, and adhere to layout with Scenic Glue



Cut Stumps S31 (14 pcs)

Broken Stumps S32 (14 pcs)



Dead Fall

- Natural, realistic product
- Use to model fallen or standing dead trees and stumps
- Pieces feature gnarled branches, knots, and some are smooth, with signs of weathering
- Use for any scale
- Attach with Scenic Glue



S29 1.75 oz (49.6 g)

S30 0.5 oz (14.1 g)



Soft Flake Snow™ SN140

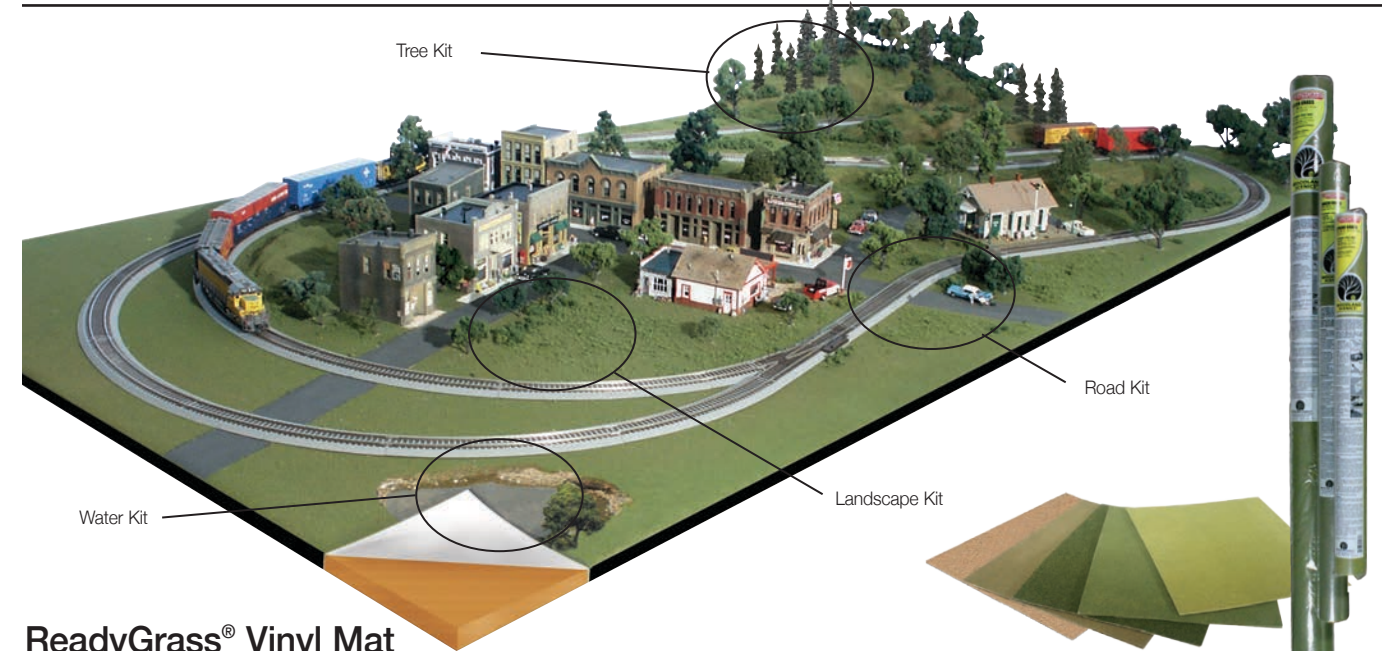
- Model realistic winter scenes
- For a dusting of snow, sprinkle and attach with Scenic Cement
- For heavy drifts, apply Flex Paste and sprinkle with Soft Flake Snow

57.7 in² (945 cm²)



Colors may vary from actual product. Coverage area depends on usage.

Landscape System



ReadyGrass® Vinyl Mat

Its unique characteristics make this non-shedding and colorfast vinyl grass mat the best on the market! Ideal for train layouts, battle mats, architectural models, school projects, arts and crafts, slot cars, collectible houses, military models and more! Simply scrape turf from Mat surface to create space for roads and water areas. Permanently mount the ReadyGrass Vinyl Mat to your layout or roll it up and use it again and again! Five colors available in three roll sizes and a Project Sheet size. *Patented Product*



Spring Grass

- RG5121 50" x 100" (127 x 254 cm)
- RG5131 33" x 50" (83.8 x 127 cm)
- RG5171 25" x 33" (63.5 x 83.8 cm)
- RG5141 12 1/2" x 14 1/8" (31.7 x 35.8 cm)




Green Grass

- RG5122 50" x 100" (127 x 254 cm)
- RG5132 33" x 50" (83.8 x 127 cm)
- RG5172 25" x 33" (63.5 x 83.8 cm)
- RG5142 12 1/2" x 14 1/8" (31.7 x 35.8 cm)



Forest Grass

- RG5123 50" x 100" (127 x 254 cm)
- RG5133 33" x 50" (83.8 x 127 cm)
- RG5173 25" x 33" (63.5 x 83.8 cm)
- RG5143 12 1/2" x 14 1/8" (31.7 x 35.8 cm)



Summer Grass

- RG5124 50" x 100" (127 x 254 cm)
- RG5134 33" x 50" (83.8 x 127 cm)
- RG5174 25" x 33" (63.5 x 83.8 cm)
- RG5144 12 1/2" x 14 1/8" (31.7 x 35.8 cm)



Desert Sand

- RG5125 50" x 100" (127 x 254 cm)
- RG5135 33" x 50" (83.8 x 127 cm)
- RG5175 25" x 33" (63.5 x 83.8 cm)
- RG5145 12 1/2" x 14 1/8" (31.7 x 35.8 cm)



Landscape Kit RG5152

Kit includes everything needed to enhance a 4' x 8' (1.21 m x 2.43 m) area. Use the various foliage, bushes, shrubs and adhesive to add paths, different colors of turf and highlights.



Tree Kit RG5154

Kit includes the materials you need to make 19 deciduous and 8 pine trees. Sizes range from 2" to 6" (5.08 cm - 15.2 cm).



Road Kit RG5151

Kit includes the materials needed to create and detail roads, sidewalks and parking areas. Cover a road/paved area approximately 720 in² (46.4 dm²) and a sidewalk area approximately 144 in² (9.29 dm²).



Water Kit RG5153

Kit includes materials needed to model 28 in² (180 cm²) of streams, rivers, lakes or other water features.



Mat Adhesive RG5161

Use Mat Adhesive for repositioning or permanently bonding mats to non-porous surface. Great for mounting puzzles and posters to art board.

Covers approx. 5,000 in² (322 dm²)
7 fl oz (207 mL)



Landscape System

Colors may vary from actual product. Coverage area depends on usage.



Ready Landforms™

Ready Landforms are preformed and durable. Already landscaped, they blend easily with any layout. Just set and go! Portability makes them ideal for gaming. Stack for space-saving storage. Tunnels and Rocky Ridges are the perfect complements to ReadyGrass Vinyl Mats (page 37).

Tunnels are available in both N and HO scales, straight or curved designs and have molded-in portals at each end. Rocky Ridges are available in two sizes and are perfect to place as a road cut or rocky embankment.

HO Straight Tunnel C1310

16 1/8" w x 26" l x 7 3/4" h (40.9 cm x 66 cm x 19.6 cm)
portal opening 2 3/4" w x 3 5/8" h (6.98 cm x 9.2 cm)




N Straight Tunnel C1315

9" w x 14 3/4" l x 4 3/4" h (22.8 cm x 37.4 cm x 12 cm)
portal opening 1 7/16" w x 1 3/4" h (3.65 cm x 4.44 cm)

HO Curved Tunnel C1311

16 5/8" w x 26 1/4" l x 8" h (42.2 cm x 66.6 cm x 20.3 cm)
portal opening 2 3/4" w x 3 5/8" h, 18" radius (6.98 cm x 9.2 cm, 45.7 cm)




N Curved Tunnel C1316

9 5/8" w x 16 3/8" l x 4 3/8" h (24.4 cm x 41.5 cm x 11.1 cm)
portal opening 1 1/4" w x 1 3/4" h, 11" radius (3.17 cm x 4.44 cm, 27.9 cm)

Rocky Ridge Large C1320

11 7/8" w x 24 7/8" l x 3 5/8" h (30.1 cm x 63.1 cm x 9.2 cm)



Rocky Ridge Small C1321

7 1/2" w x 14 5/8" l x 1 5/8" h (19 cm x 37.1 cm x 4.12 cm)



Field System



The Field System makes it easy to add texture and dimension while modeling meadows, fields and pastures with incredible realism. A wide range of colors and textures allow you to model any season or grassy landscape. All products are designed to work together, and each one includes simple-to-follow instructions to make modeling easy.





Static King™ FS639 **NEW**
 Static King makes it easy to model large grassy areas and ensures Static Grass is applied vertically. The Static King has an ergonomic design and can be placed upside down for easy filling. It comes with different Sieve sizes for creating a varied effect using 2-12 mm lengths of Static Grass. A divider allows the use of multiple colors and sizes at the same time for modeling realistic fields and other tall grasses.

- Clear hopper
- 360-degree Power Indicator Light
- Power via Power Supply or Batteries
- Non-slip rubber grip
- Easily interchange twist-lock Sieve
- Automatic discharge after use



Patent Pending



Model-Vac™ FS640 **NEW**
 • Pick up and reuse excess material
 • Easy to empty
 • Access small areas
 • Cordless design



Tuft-Tac™ FS643
 • Model tufts of grass
 • High-tack adhesive
 • Repositionable
 • Water soluble

4 fl oz (118 mL)

NEW



Static-Tac™ FS644
 • Formulated for Static Grass
 • Works for large or small areas
 • Clear matte finish adhesive
 • Water soluble

12 fl oz (354 mL)

NEW



Spray-Tac™ FS645
 • Apply Plant Hues/Flowers
 • Clear matte finish adhesive
 • Fine mist
 • Water soluble

8 fl oz (236 mL)

NEW



Field System Power Supply

When the Power Supply is connected to the Static King, it ensures the applicator operates at full strength for optimal results.

- FS641 Type A (US) 120V
- FS14410 Type C (EU) 240VAC
- FS14411 Type G (UK) 240VAC
- FS14412 Type I (AU/NZ) 240VAC

1/pkg

NEW



Batteries (9V) FS642

Use Batteries with the Static King™ or Model-Vac™ for portable power.

Batteries are compatible anywhere you need to use 9v batteries.

2/pkg

NEW



Accent Shakers FS646

Use Accent Shakers to easily apply Plant Hues and Flowers for interest, highlights and shadows. Each shaker is easy to fill, and the cap has multiple opening sizes for different application amounts.

NEW



Attach Static Grass



1 Brush on Static-Tac Adhesive where Static Grass is desired.



2 Pour Static Grass into Static King. Submerge Anchor feet into adhesive and begin applying Static Grass.



3 Use Model-Vac to remove any loose Static Grass.



4 For a blended look, apply more Static-Tac on outer edge.



5 Repeat until desired look is achieved.

Field System

Colors may vary from actual product. Coverage area depends on usage.



Static Grass **NEW**

Static Grass is a special material that stands upright when it is applied with the Static King. Use Static Grass to model fields and other tall grasses. Blend multiple lengths and colors of Static Grass to replicate all phases of growth.

2mm	4mm	7mm	12mm
Dark Green 2mm FS613 4mm FS617 7mm FS621 12mm FS625	Medium Green 2mm FS614 4mm FS618 7mm FS622 12mm FS626	Light Green 2mm FS615 4mm FS619 7mm FS623 12mm FS627	Straw 2mm FS616 4mm FS620 7mm FS624 12mm FS628



Field System

Colors may vary from actual product. Coverage area depends on usage.

Plant Hues **NEW**

- Model seed heads
- Creates a variegated appearance
- Enhance terrain contours with shadows and highlights

1.8 in³ (29.4 cm³) ea
4 colors: Golden, Wheat, Shadow Green, Red Switch

Golden	Wheat
Shadow Green	Red Switch



Flowers **T48**

Flowers are perfect for modeling realistic flowerbeds, flowering trees, bushes and vines.

1.8 in³ (29.4 cm³) ea
4 colors: red, yellow, white, orange

Red	Yellow
White	Orange



Static Grass Starter Kit

- Learn to apply Static Grass
- Easily create realistic fields and tall grasses
- Works for small projects

NEW




Landscape System

Field Grass

- An extremely fine, natural product
- Model tall grass, field grass and weeds
- Attach to terrain with Hob-e-Tac Adhesive, Scenic Glue or Tuft-Tac


8 g (0.28 oz) Grass is 2 1/2" long (6.35 cm)




Natural Straw FG171



Harvest Gold FG172



Light Green FG173



Medium Green FG174



Briar Patch

Briar Patch makes it simple to model brambles, thickets and shrubbery. It is available in two colors and ready to use straight out of the package.

21.2 in² (347 cm²) ea

Patented Product



Dry Brown FS637



Medium Green FS638



Colors may vary from actual product. Coverage area depends on usage.

Attach Field Grass



1 Cut Field Grass.



2 Dip into Hob-e-Tac Adhesive, Scenic Glue or Tuft-Tac.



3 Place onto layout.



4 Dry thoroughly.

Water System



Easily capture the movement of a rushing river or the calm surface of a murky lake by using the Water System from Woodland Scenics. This complete system has been specially designed to model all bodies of water and their features. Take away the guesswork and stop hunting for products. The Water System can do it all – deep water, motion, authentic colors and more.



Water System

Coverage area depends on usage.




Water Tints


Water Tints make it easy to create natural shallows and depths. Use Water Tints with Deep Pour Water, Realistic Water, or Surface Water to create authentic colors for your water feature. Mix more than one to create custom colors.

2 fl oz (59.1 mL)

ONLINE VIDEO



Navy Blue CW4519



Turquoise CW4520



Moss Green CW4521




Sage Green CW4522



Olive Drab CW4523



Yellow Silt CW4524




Murky CW4525

Water Undercoats™


Add color and seal your plaster base all at once with Water Undercoats. Blend two or more Water Undercoats to add to the realism and illusion of depth.

3.75 fl oz (110 mL)


ONLINE VIDEO




Deep Blue CW4530



Navy Blue CW4531




Hunter Green CW4532



Moss Green CW4533



Olive Drab CW4534



Yellow Silt CW4535

Water System

Colors may vary from actual product. Coverage area depends on usage.




Surface Waters

Set your water in motion by using Surface Waters to model splashes, waves and waterfalls.

ONLINE VIDEO



Water Effects®
C1212 8 fl oz (236 mL)



Water Ripples
CW4515 4 fl oz (118 mL)



Water Waves
CW4516 4 fl oz (118 mL)

White Water Highlight™

CW4529

Use White Water Highlight to intensify movement or add foam and froth.

2 fl oz (59.1 mL)

ONLINE VIDEO



Dust Dabber®

CW4539

Dust Dabber removes dust and debris from your water feature and other parts of your layout.

5.64 oz (159 g)

ONLINE VIDEO




Landscape System

Deep Pour Water™

Use Deep Pour Water Clear to easily achieve depth and display underwater terrain. Deep Pour Water Murky is pre-tinted and perfect for any murky water feature.

Deep Pour 8 fl oz (236 mL) + Activator 4 fl oz (118 mL) = 12 fl oz (354 mL)

ONLINE VIDEO



Clear CW4510



Murky CW4511

Realistic Water™ C1211

Use Realistic Water for a simple one-step solution for modeling water. Complement Realistic Water with other Water System products.

16 fl oz (473 mL)

ONLINE VIDEO



E-Z Water™ C1206

E-Z Water is good for deep single pours. Heat activated product and dries quickly. Great for ponds, streams, rivers and harbors.

16 oz vol (473 mL)



Using Water Effects



1 Apply Water Effects onto a nonstick surface.



2 Shape and texture with a toothpick.



3 When dry, peel off and place on layout.



4 Attach with Water Effects.



Water Volume Estimator
This fast and easy tool calculates how much Deep Pour Water or Realistic Water you need to create your water feature. Just put in the measurements of your water feature and let the Water Volume Estimator do the rest.



Trees add life, realism and perspective to layouts, dioramas, displays and other projects. The more variety in types and colors, the more realistic your scenery will look. Choose from a wide variety of Woodland Scenics trees, available in all shapes, sizes and colors. Mix, match and blend multiple types and textures for superior realism. Place them ready-made or make them yourself with plastic or metal armatures and several types of foliage. Tree sizes work for N, HO or O scale and any scale in between.



Choose from three lines of ready-made trees or create your own with armatures and foliage.

ONLINE VIDEOS




Premium Trees™

Handcrafted replicas of real trees. The design of the branch and leaf structure identifies the tree type easily, and tree trunks are textured to look like real bark (pg. 51-53).



Woodland Classics®

These ready-made trees have classic appeal and are economically priced. Their finely detailed, hand-painted tree trunks represent a multitude of realistic shapes and branching forms (pg. 54-56).



Ready Made Realistic Trees™

These trees lend authenticity to any layout or diorama. Their natural colors and realistic textures blend with other Woodland Scenics landscape products (pg. 57-59).



Make Your Own

Use tree kits, armatures, Fine-Leaf Foliage and Forest Canopy to create a variety of individual trees, dense forests, shrubs, bushes, dead trees, hedges and more (pg. 60-64).



Premium Trees

Premium Trees are handcrafted replicas of real trees. The design of the branch and leaf structure identifies the tree type easily, and tree trunks are textured to look like real bark. Each tree has a planting base pin. There are three different package sizes with trees ranging from 1 1/2" to 6" (3.81 cm to 15.2 cm) in height.



Birch TR1601 (1/pkg)
3 7/8" (9.84 cm)



Dead Elm TR1602 (2/pkg)
3 1/4", 2 1/4" (8.25 cm, 5.71 cm)



Sycamore TR1603 (2/pkg)
3", 2 1/4" (7.62 cm, 5.71 cm)



Fall Maple TR1604 (2/pkg)
3", 2 3/8" (7.62 cm, 6.03 cm)



Paper Birch TR1605 (3/pkg)
2 3/4", 1 1/2", 2 1/4" (6.98 cm, 3.81 cm, 5.71 cm)



Oak TR1606 (1/pkg)
3" (7.62 cm)

Use this chart to determine scale representation for actual tree heights.

	3/4"	1 1/4"	2"	2 1/2"	3"	4"	5"	6"	7"	8"	9"
	(1.9 cm)	(3.17 cm)	(5.08 cm)	(6.35 cm)	(7.62 cm)	(10.1 cm)	(12.7 cm)	(15.2 cm)	(17.7 cm)	(20.3 cm)	(22.8 cm)
N Scale	10'	17'	27'	33'	40'	53'	67'	80'			
	(3.04 m)	(5.18 m)	(8.22 m)	(10 m)	(12.1 m)	(16.1 m)	(20.4 m)	(24.3 m)			
HO Scale	5'	9'	15'	18'	22'	29'	36'	44'	51'	58'	65'
	(1.52 m)	(2.74 m)	(4.57 m)	(5.48 m)	(6.7 m)	(8.83 m)	(10.9 m)	(13.4 m)	(15.5 m)	(17.6 m)	(19.8 m)
O Scale	3'	5'	8'	10'	12'	16'	20'	24'	28'	32'	36'
	(91.4 cm)	(1.52 m)	(2.43 m)	(3.04 m)	(3.65 m)	(4.87 m)	(6.09 m)	(7.31 m)	(8.53 m)	(9.75 m)	(10.9 m)



Model Scaler Free scale conversion app for your smartphone, tablet or PC. Fast and easy Model Scaler instantly converts U.S. Customary and Metric measurements for any scale. Download free at woodlandscenics.com.

Trees

Color may vary from actual product. Tree heights are approximate.



Locust TR1607 (2/pkg) 3", 1 3/4" (7.62 cm, 4.44 cm)



Sweetgum TR1608 (1/pkg) 4" (10.1 cm)



Sycamore TR1609 (1/pkg) 3 7/8" (9.84 cm)



Maple TR1610 (1/pkg) 4 1/2" (11.4 cm)



Poplar TR1611 (3/pkg) 4 1/2", 3 1/2", 4" (11.4 cm, 8.89 cm, 10.1 cm)



Aspen TR1612 (2/pkg) 2 3/4", 2 1/4" (6.98 cm, 5.71 cm)



Fall Beech TR1613 (1/pkg) 4" (10.1 cm)



Dead Maple TR1614 (1/pkg) 4 1/4" (10.7 cm)



Beech TR1615 (1/pkg) 4" (10.1 cm)



Paper Birch TR1616 (1/pkg) 4" (10.1 cm)



Royal Palm TR1617 (3/pkg) 4 1/2", 3", 4" (11.4 cm, 7.62 cm, 10.1 cm)



Basswood TR1618 (1/pkg) 4" (10.1 cm)

Trees

Color may vary from actual product. Tree heights are approximate.



Juniper TR1619 (3/pkg) 5 1/8", 2 1/2", 3" (13 cm, 6.35 cm, 7.62 cm)



Oak TR1620 (1/pkg) 5" (12.7 cm)



Spruce TR1621 (2/pkg) 5", 4" (12.7 cm, 10.1 cm)



Walnut TR1622 (1/pkg) 3 7/8" (9.84 cm)



Hickory TR1623 (1/pkg) 5 3/8" (13.6 cm)



Pine TR1624 (2/pkg) 5 1/4", 4" (13.3 cm, 10.1 cm)



Conifer TR1625 (2/pkg) 4", 3" (10.1 cm, 7.62 cm)




Evergreen TR1626 (2/pkg) 5", 4" (12.7 cm, 10.1 cm)



Lodgepole TR1627 (2/pkg) 5", 4" (12.7 cm, 10.1 cm)



Lodgepole TR1628 (2/pkg) 6", 5" (15.2 cm, 12.7 cm)



Trees

Color may vary from actual product. Tree heights are approximate.



Woodland Classics®

Woodland Classics ready-made trees are handcrafted with classic appeal and are economically priced. Their finely detailed, hand-painted tree trunks represent a multitude of realistic shapes and branching forms. Foliage is applied by hand, yielding a variety of natural foliage variances. In every detail, Woodland Classics mirror nature's contrasts and highlights, reinforcing the trademark mixing and blending of our Landscape System. Use combinations of types and sizes throughout your layout for superior realism.

Pictures are representative. Actual trees vary in size and shape. No two trees are alike within one package. Optional bases included.



Hedgerow

TR3581 (1/pkg) 1" - 2 3/8" x 7 3/4" (2.54 cm - 6.03 cm x 19.6 cm)
TR3582 (1/pkg) 1" - 4" x 8 1/4" (2.54 cm - 10.1 cm x 20.9 cm)

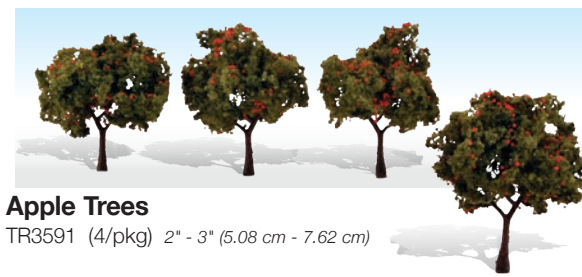


Harvest Blaze

TR3540 (9/pkg) 1 1/4" - 3" (3.17 cm - 7.62 cm)
TR3541 (6/pkg) 3" - 5" (7.62 cm - 12.7 cm)


Trees

Color may vary from actual product. Tree heights are approximate.




Apple Trees

TR3591 (4/pkg) 2" - 3" (5.08 cm - 7.62 cm)




Orange Trees

TR3592 (4/pkg) 2" - 3" (5.08 cm - 7.62 cm)



Flowering Trees

TR3593 (4/pkg) 2" - 3" (5.08 cm - 7.62 cm)



Cactus Plants

TR3600 (13/pkg) 1/2" - 2 1/2"
(1.27 cm - 6.35 cm)




Palm Trees

TR3597 (5/pkg) 3" - 3 3/4" (7.62 cm - 9.52 cm)
TR3598 (5/pkg) 4 3/4" - 5 1/4" (12 cm - 13.3 cm)




Snow Dusted

TR3567 (5/pkg) 2" - 3 1/2" (5.08 cm - 8.89 cm)



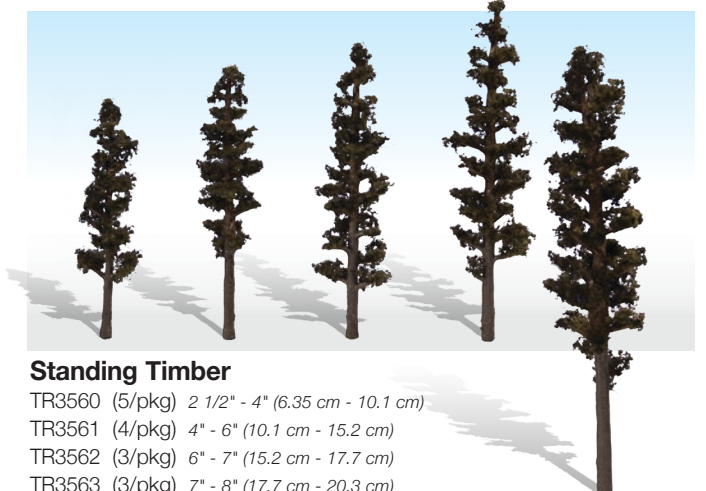
Blue Needle

TR3566 (5/pkg) 2" - 3 1/2" (5.08 cm - 8.89 cm)
TR3569 (4/pkg) 3 1/2" - 5 1/2" (8.89 cm - 13.9 cm)



Forever Green

TR3565 (5/pkg) 2" - 3 1/2" (5.08 cm - 8.89 cm)
TR3568 (4/pkg) 3 1/2" - 5 1/2" (8.89 cm - 13.9 cm)
TR3573 (3/pkg) 6" - 7" (15.2 cm - 17.7 cm)



Standing Timber

TR3560 (5/pkg) 2 1/2" - 4" (6.35 cm - 10.1 cm)
TR3561 (4/pkg) 4" - 6" (10.1 cm - 15.2 cm)
TR3562 (3/pkg) 6" - 7" (15.2 cm - 17.7 cm)
TR3563 (3/pkg) 7" - 8" (17.7 cm - 20.3 cm)

Trees

Color may vary from actual product. Tree heights are approximate.

Early Light

Cool Shade

Sun Kissed

Waters Edge



Pictured trees represent the foliage and trunk colors available in the sizes listed below.




Early Light TR3545
Cool Shade TR3547
Sun Kissed TR3501
Waters Edge TR3531
 (8/pkg) 3/4" - 1 1/4" (1.9 cm - 3.17 cm)



Early Light TR3546
Cool Shade TR3548
Sun Kissed TR3502
Waters Edge TR3532
 (5/pkg) 1 1/4" - 2" (3.17 cm - 5.08 cm)



Early Light TR3503
Cool Shade TR3505
Sun Kissed TR3504
Waters Edge TR3533
 (4/pkg) 2" - 3" (5.08 cm - 7.62 cm)




Early Light TR3506
Cool Shade TR3508
Sun Kissed TR3507
Waters Edge TR3534
 (3/pkg) 3" - 4" (7.62 cm - 10.1 cm)



Early Light TR3509
Cool Shade TR3511
Sun Kissed TR3510
Waters Edge TR3535
 (3/pkg) 4" - 5" (10.1 cm - 12.7 cm)




Early Light TR3512
Cool Shade TR3514
Sun Kissed TR3513
Waters Edge TR3536
 (2/pkg) 5" - 6" (12.7 cm - 15.2 cm)



Cool Shade TR3517
Sun Kissed TR3516
Waters Edge TR3537
 (2/pkg) 6" - 7" (15.2 cm - 17.7 cm)



Sun Kissed TR3518
Waters Edge TR3538
 (2/pkg) 7" - 8" (17.7 cm - 20.3 cm)



Sun Kissed TR3521
Waters Edge TR3539
 (2/pkg) 8" - 9" (20.3 cm - 22.8 cm)


Trees

Color may vary from actual product. Tree heights are approximate.



Ready Made Realistic Trees™

These trees lend authenticity to any layout or diorama. Their natural colors and realistic textures blend with other Woodland Scenics landscape products. Plant trees in clusters and intermix foliage colors. For more detail, spray foliage with Scenic Cement and highlight with Fine Turf. Attach to layout with Hob-e-Tac Adhesive or Scenic Glue. Optional bases included.



Light Green Medium Green Dark Green Fall Mix Conifer Green



(5/pkg) 2 1/2" - 4" (6.35 cm - 10.1 cm)
Conifer Green TR1560



(4/pkg) 4" - 6" (10.1 cm - 15.2 cm)
Conifer Green TR1561



(3/pkg) 6" - 7" (15.2 cm - 17.7 cm)
Conifer Green TR1562



(3/pkg) 7" - 8" (17.7 cm - 20.3 cm)
Conifer Green TR1563

Color may vary from actual product. Tree heights are approximate.



(8/pkg) 3/4" - 1 1/4" (1.9 cm - 3.17 cm)

Medium Green TR1501



(4/pkg) 2" - 3" (5.08 cm - 7.62 cm)

Light Green TR1503

Medium Green TR1504, **Dark Green** TR1505



(3/pkg) 4" - 5" (10.1 cm - 12.7 cm)

Light Green TR1509

Medium Green TR1510, **Dark Green** TR1511



(2/pkg) 6" - 7" (15.2 cm - 17.7 cm)

Light Green TR1515

Medium Green TR1516, **Dark Green** TR1517



(2/pkg) 8" - 9" (20.3 cm - 22.8 cm)

Medium Green TR1519



(5/pkg) 1 1/4" - 2" (3.17 cm - 5.08 cm)

Medium Green TR1502



(3/pkg) 3" - 4" (7.62 cm - 10.1 cm)

Light Green TR1506

Medium Green TR1507, **Dark Green** TR1508



(2/pkg) 5" - 6" (12.7 cm - 15.2 cm)

Light Green TR1512

Medium Green TR1513, **Dark Green** TR1514



(2/pkg) 7" - 8" (17.7 cm - 20.3 cm)

Medium Green TR1518



(9/pkg) 1 1/4" - 3" (3.17 cm - 7.62 cm)

Fall Mix TR1540



(6/pkg) 3" - 5" (7.62 cm - 12.7 cm)

Fall Mix TR1541

Color may vary from actual product. Tree heights are approximate.



Ready Made Trees™ Value Packs

Value Packs offer the best value in a ready-made tree and are the quickest way to add trees to a layout. Use the included base for temporary placement, or attach permanently with Hob-e-Tac Adhesive or Scenic Glue.




Mixed Green Deciduous

TR1570 (38/pkg) 3/4" - 2" (1.9 cm - 5.08 cm)

TR1571 (23/pkg) 2" - 3" (5.08 cm - 7.62 cm)

TR1572 (14/pkg) 3" - 5" (7.62 cm - 12.7 cm)




Fall Colors Deciduous

TR1575 (38/pkg) 3/4" - 2" (1.9 cm - 5.08 cm)

TR1576 (23/pkg) 2" - 3" (5.08 cm - 7.62 cm)

TR1577 (14/pkg) 3" - 5" (7.62 cm - 12.7 cm)




Conifer Colors Pine

TR1580 (33/pkg) 2 1/2" - 4" (6.35 cm - 10.1 cm)

TR1581 (24/pkg) 4" - 6" (10.1 cm - 15.2 cm)


TR1582 (12/pkg) 6" - 8" (15.2 cm - 20.3 cm)



Evergreen Blend Fir

TR1585 (18/pkg) 2" - 4" (5.08 cm - 10.1 cm)

TR1586 (13/pkg) 4" - 6" (10.1 cm - 15.2 cm)



Blue Spruce

TR1587 (18/pkg) 2" - 4" (5.08 cm - 10.1 cm)

TR1588 (13/pkg) 4" - 6" (10.1 cm - 15.2 cm)



Forest Canopy™

This natural plant product is great for making dense forest canopies, individual trees, shrubs, bushes, dead trees and hedges. Use for winter scenes, or to add individual dead trees to your forest. Every piece is usable and adds another dimension and texture to your layout or diorama. Break pieces into any size you need!

Box 150 in² (2.45 dm²) / Clamshell 50 in² (0.81 dm²)

- Economical forest coverage
- Natural plant material
- Use for multiple scales
- Varies in height up to six inches




ONLINE VIDEOS



Light Green
(Box) F1660



Medium Green
(Box) F1661, (Clamshell) F1664



Dark Green
(Box) F1662



Autumn Mix
(Box) F1663



Create dense forests.



Strip foliage for dead trees.



Model shrubbery.



Strip foliage to create winter scenes.




Fine-Leaf Foliage™

Fine-Leaf Foliage is a natural product, great for modeling bushes, saplings, shrubs and hedges. It makes exquisite trees. Use every piece of the product. The fine-leaf detail is superb and adds a new dimension to any layout. A sample Tree Armature is included in each package. Attach to Tree Armatures with Hob-e-Tac Adhesive. Use Scenic Glue to attach to layout.

Sizes vary from 1/2" to 8" (1.27 cm - 20.3 cm)
75 in² (1.22 dm²)


Patented Product



Dark Green F1130



Medium Green F1131




Light Green F1132



Olive Green F1133



Dead Foliage F1134



Fall Mix F1135



ONLINE VIDEO

Shrubs & Saplings

Shrubs & Saplings is a natural product, great for modeling bushes, saplings, shrubs and hedges. It makes exquisite trees. Use every piece of the product. The fine-leaf detail is superb and adds a new dimension to any layout. Attach to Tree Armatures with Hob-e-Tac Adhesive. Use Scenic Glue to attach to layout.

Sizes vary from 1/2" to 8"
(1.27 cm - 20.3 cm).
60 in² (0.98 dm²)

Patented Product



Light Green F1128



Medium Green F1129


Trees

Tree Armatures


- Bendable plastic retains shape once twisted
- Texture and color of real trunks
- Includes a base pin for planting and an optional base for temporary placement
- Sizes vary from 3/4" to 7" (1.9 cm - 17.7 cm)
- Use Hob-e-Tac Adhesive to attach foliage



Tree Armatures		
Deciduous Armatures	Qty.	Item #
3/4" - 2" (1.9 cm - 5.08 cm)	114/pkg	TR1120
2" - 3" (5.08 cm - 7.62 cm)	57/pkg	TR1121
3" - 5" (7.62 cm - 12.7 cm)	28/pkg	TR1122
5" - 7" (12.7 cm - 17.7 cm)	12/pkg	TR1123
Pine Armatures	Qty.	Item #
2 1/2" - 4" (6.35 cm - 10.1 cm)	70/pkg	TR1124
4" - 6" (10.1 cm - 15.2 cm)	44/pkg	TR1125



1 Bend and twist Armature.



2 Apply Hob-e-Tac Adhesive to branches. Wait till clear.




3 Dip Armature in foliage or apply by hand.

Realistic Tree Kits™

Choose from several different sizes, shapes, textures and colors. Deciduous and Pine Realistic Tree Kits include bendable, plastic Tree Armatures, optional bases and foliage materials. Packages TR1101-TR1103 include a mix of three different colors. They offer tremendous variation and are economically priced. A bonus Fine-Leaf Foliage sample is included in TR1111 and TR1112. Use Hob-e-Tac Adhesive to attach foliage to Tree Armatures.



Deciduous




Lt, Med & Dk Green

Medium Green

Realistic Tree Kits			
Deciduous	Color	Qty.	Item #
3/4" - 3" (1.9 cm - 7.62 cm)	Lt, Med, Dk Green	36/pkg	TR1101
3" - 5" (7.62 cm - 12.7 cm)	Lt, Med, Dk Green	14/pkg	TR1102
5" - 7" (12.7 cm - 17.7 cm)	Lt, Med, Dk Green	7/pkg	TR1103
3/4" - 3" (1.9 cm - 7.62 cm)	Medium Green	21/pkg	*TR1111
3" - 7" (7.62 cm - 17.7 cm)	Medium Green	6/pkg	*TR1112

* Includes a Patented Product.

Pine



Conifer Green

Forest Green

Realistic Tree Kits			
Pine	Color	Qty.	Item #
2 1/2" - 4" (6.35 cm - 10.1 cm)	Conifer Green	42/pkg	TR1104
4" - 6" (10.1 cm - 15.2 cm)	Conifer Green	24/pkg	TR1105
6" - 8" (15.2 cm - 20.3 cm)	Conifer Green	16/pkg	TR1106
2 1/2" - 6" (6.35 cm - 15.2 cm)	Forest Green	24/pkg	TR1113

Realistic Tree Kits

Pine	Color	Qty.	Item #
2 1/2" - 4" (6.35 cm - 10.1 cm)	Conifer Green	42/pkg	TR1104
4" - 6" (10.1 cm - 15.2 cm)	Conifer Green	24/pkg	TR1105
6" - 8" (15.2 cm - 20.3 cm)	Conifer Green	16/pkg	TR1106
2 1/2" - 6" (6.35 cm - 15.2 cm)	Forest Green	24/pkg	TR1113

Realistic Tree Kits

Pine	Color	Qty.	Item #
2 1/2" - 4" (6.35 cm - 10.1 cm)	Conifer Green	42/pkg	TR1104
4" - 6" (10.1 cm - 15.2 cm)	Conifer Green	24/pkg	TR1105
6" - 8" (15.2 cm - 20.3 cm)	Conifer Green	16/pkg	TR1106
2 1/2" - 6" (6.35 cm - 15.2 cm)	Forest Green	24/pkg	TR1113

Realistic Tree Kits

Pine	Color	Qty.	Item #
2 1/2" - 4" (6.35 cm - 10.1 cm)	Conifer Green	42/pkg	TR1104
4" - 6" (10.1 cm - 15.2 cm)	Conifer Green	24/pkg	TR1105
6" - 8" (15.2 cm - 20.3 cm)	Conifer Green	16/pkg	TR1106
2 1/2" - 6" (6.35 cm - 15.2 cm)	Forest Green	24/pkg	TR1113

Color may vary from actual product. Tree heights are approximate.



Lead-Free Metal Tree Kits

These are highly detailed, extremely versatile trees, designed to lend realism and variety to any layout. Use Hob-e-Tac Adhesive or Scenic Glue to attach the precolored, non-magnetic foliage to bendable, lead-free metal armatures. Lightly spray with Scenic Cement to add Fine or Coarse Turf accent colors, Fruit or Flowers. Paint armatures with the Mini-Scene Paint Set (M125), page 146.



Small Tree Kits

Each tree kit contains two to five bendable, lead-free metal armatures. There are ten different kits available, including deciduous, pine and dead trees.



Forked Tree

TK11 (4/pkg) 2 1/4" (5.71 cm)



Ornamental

TK12 (5/pkg) 2 1/2" (6.35 cm)



Straight Trunk

TK13 (5/pkg) 2 1/2" (6.35 cm)



Softwood Pine

TK14 (5/pkg) 3 1/4" (8.25 cm)



Shag Bark

TK17 (3/pkg) 3 1/2" (8.89 cm)



Double Forked

TK18 (2/pkg) 3 1/2" (8.89 cm)



Shade Tree

TK19 (2/pkg) 4" (10.1 cm)




Columnar Pine

TK20 (4/pkg) 4 1/2" (11.4 cm)



Gnarled

TK21 (2/pkg) 4 1/2" (11.4 cm)



Dead Trees

TK22 (5/pkg) 2 5/8" - 3 1/4" (6.66 cm - 8.25 cm)

Trees

Trees

Color may vary from actual product. Tree heights are approximate.

Large Tree Kits

These bendable, lead-free metal tree kits take tree making to new heights! Use large kits to set striking tree scenes.




Pine Trees

TK23 (5/pkg) 6" - 9" (15.2 cm - 22.8 cm)



Hedgerow Scene

TK24 (18 trees & 6 bushes/pkg) 24" - 30" (60.9 cm - 76.2 cm) length



Hardwood Trees

TK25 (3/pkg) 5 1/2" - 6 1/2" (13.9 cm - 16.5 cm)



Big Old Trees

TK26 (2/pkg) 7" - 7 1/2" (17.7 cm - 19 cm)

Forest Kits

Create a forest of trees with bendable, lead-free metal armatures and foliage. The Pine and Hardwood Forest kits offer an economical option for adding trees to layouts.



Pine Forest

TK27 (24/pkg) 2" - 4" (5.08 cm - 10.1 cm)



Hardwood Forest

TK28 (24/pkg) 2" - 4" (5.08 cm - 10.1 cm)

Complete Landscape Kit

S926

Kit includes an assortment of scenery products

- 18 lead-free metal tree armatures
- 3 colors of Foliage
- 7 tree Stumps
- 2 packages of Green Blend Blended Turf
- 3 packages of Turf accent colors



Figures and Accents



These economically priced N, HO, O and G scale works of art exude personality—their natural charm and realistic appearance steal the show. Sculpted figures, animals and accessories are hand-painted in fine detail, adding color, interest and life to any layout.



Figures and Accents

Color may vary from actual product. *Benches and/or walls not included.



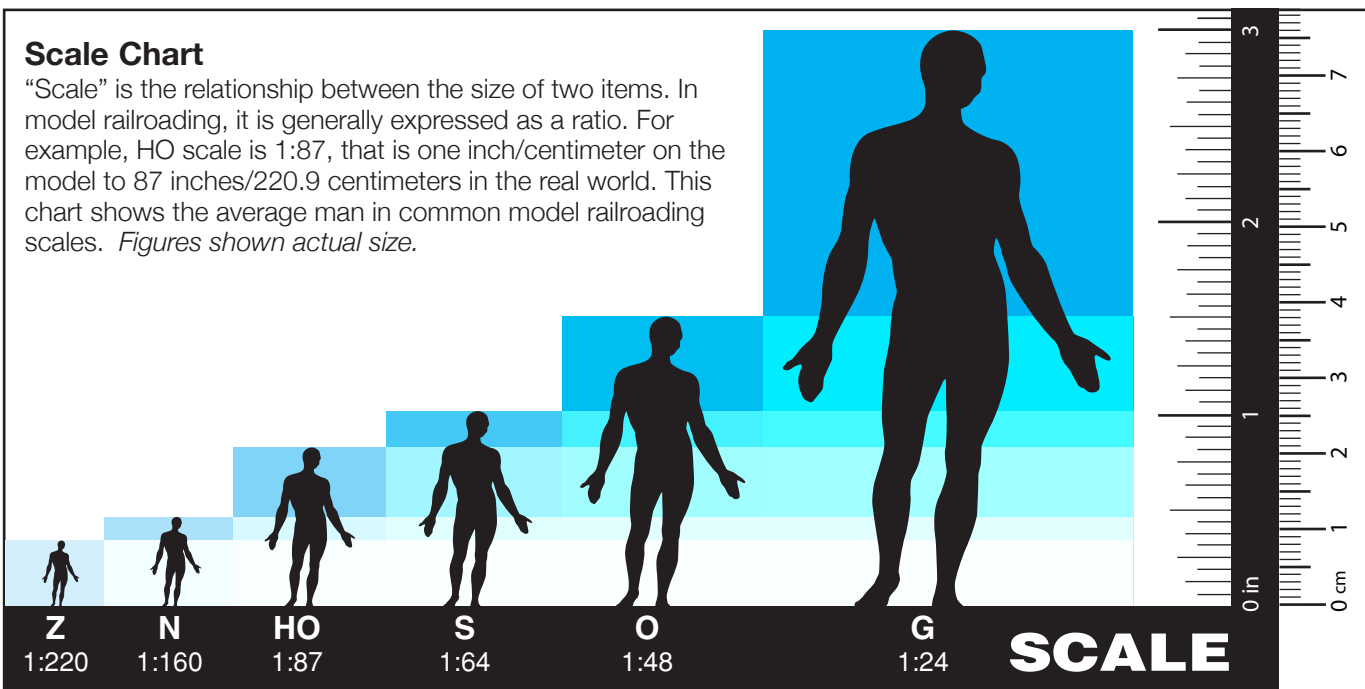
Model Scaler Free scale conversion app for your smartphone, tablet or PC. Fast and easy Model Scaler instantly converts U.S. Customary and Metric measurements for any scale. Download free at woodlandscenics.com.

ONLINE VIDEOS



Scale Chart

"Scale" is the relationship between the size of two items. In model railroading, it is generally expressed as a ratio. For example, HO scale is 1:87, that is one inch/centimeter on the model to 87 inches/220.9 centimeters in the real world. This chart shows the average man in common model railroading scales. *Figures shown actual size.*



Figures and Accents

Color may vary from actual product. *Benches and/or walls not included.



Window Shoppers



Pedestrians



Rebels*



Ordinary People*



Tourists



Professionals



Mom & Kids*



General Public



Lovers



Bystanders*



Full Figured Folks



Casual People*

Figures and Accents

Color may vary from actual product. *Benches and/or walls not included.



Sixteen Passengers*

HO
A1908



16 People

HO
A1958



Commuters*

HO N
A1839
A2150



Bus Stop People*

HO N
A1861
A2134



Travelers*

HO N
A1840
A2155



Passengers*

HO N O
A1873
A2190
A2731



People Walking

HO N
A1913
A2210



People Sitting*

HO N O
A1829
A2129
A2759



People Talking

HO
A1838



Sitting & Waiting*

HO
A1834



Goodbye People

HO N
A1912
A2193



People on Benches

HO N
A1924
A2206



People Going Places

HO
A1959



Taking the Stairs*


HO
A1954

Color may vary from actual product. *Benches and/or walls not included.



Snowball Fight

HO N
A1894
A2183



Ice Skaters

HO N
A1899
A2184




Couples in Coats

HO N
A1900
A2189



Physically Challenged

HO
A1946



Young and Old

HO
A1956



Senior Citizens


HO N
A1922
A2201

Figures and Accents



Gone Fishing

HO N O
A1878
A2179
A2751



Fly Fishermen

HO N
A1910
A2215



Campers

HO N O
A1917
A2199
A2754



Canoers

HO N O
A1918
A2200
A2755



Family Fishing

HO N O
A1923
A2203
A2756



Take a Hike

HO
A1944

Figures and Accents

Color may vary from actual product. *Benches and/or walls not included.



Baseball Players I

HO N
A1869
A2145




Recreational People

HO
A1846




Baseball Players II

HO N
A1870
A2146



Sun Bathers

HO
A1853



Shootin' Hoops

HO N O
A1926
A2207
A2760



Active People

HO
A1831




Youth Football Players

HO N
A1895
A2169



Spectators

HO N
A1881
A2172



Golfers

HO
A1907



The Founders

HO
A1930



Game of Horseshoes

HO N
A1880
A2165



Dog Wash

HO N
A1905
A2195

Color may vary from actual product. *Benches and/or walls not included.



Kids at Play

HO
A1830



Children

HO N
A1891
A2182



Playtime

HO N
A1921
A2198



Windy Day Play

HO
A1937



Playground Fun

HO
A1943



Down Hill Derby

HO
A1952

Figures and Accents



Wash Day Getaway

HO
A1936



Backyard Barbeque

HO N O
A1929
A2209
A2765



Backyard Birthday

HO
A1935



Outdoor Dining

HO N
A1939
A2214



Summertime Jobs

HO
A1938



Lawn Workers

HO N
A1915
A2204


Figures and Accents

Color may vary from actual product. *Benches and/or walls not included.



Bicycle Buddies

HO	N	O
A1904	A2194	A2752



Music to My Ears

HO
A1951



Wally's Wiener Wagon

HO
A1945



Swingin' Sensation

HO
A1950



Checker Players

HO	N	O
A1848	A2132	A2727



Jug Band

HO	N	O
A1902	A2180	A2743



Shoe Shiners

HO	N
A1877	A2176



Graveside Service

HO	N
A1868	A2127



Park Bums

HO	N	O
A1916	A2196	A2749



Wedding Bouquet Toss

HO
A1932



Newsstand

HO	N	O
A1906	A2191	A2740




Sermon on the Crate

HO
A1925

Figures and Accents

Color may vary from actual product. *Benches and/or walls not included.



Assorted Skids

HO	N
A1854	A2161



Dock Workers

HO	N	O
A1823	A2123	A2729



Assorted Crates

HO	N	O
A1855	A2162	A2739



Factory Workers

HO	N	O
A1867	A2154	A2746



Loading Dock Details

HO	N
A1934	A2208



2nd Shift Workers

HO	N
A1886	A2188




Misc. Freight

HO	N	O
A1953	A2216	A2766



Depot Workers & Accessories

HO	N	O
A1909	A2211	A2757



Assorted Junk

HO	N
A1852	A2163



Workers with Forklift

HO	N	O
A1911	A2192	A2744



Tombstones

HO	N	O
A1856 (20 pcs)	A2164	A2726



Picket Line

HO	N
A1920	A2197

Figures and Accents

Color may vary from actual product. *Benches and/or walls not included.



Rail Workers

HO	N	O
A1898	A2177	A2747



Hobos*

HO	N	O
A1860	A2138	A2734



Chain Gang

HO	N	O
A1858	A2167	A2745



Welders & Accessories

HO	N	O
A1871	A2157	A2748



Track Workers

HO	N	O
A1865	A2148	A2723



Service Station Attendants

HO		
A1948		



Train Mechanics

HO	N	O
A1859	A2147	A2721



Auto Mechanics

HO		
A1914		



Train Personnel

HO	N	O
A1847	A2131	A2722



Garage Treasures

HO	N	
A1928	A2212	



Engineers*

HO	N	O
A1866	A2153	A2733



Backyard Basics

HO		
A1931		

Color may vary from actual product. *Benches and/or walls not included.

Figures and Accents



Painters

HO	N	
A1890	A2174	



Policemen

HO	N	O
A1822	A2122	A2736



Beekeepers

HO	N	
A1897	A2178	



Firemen to the Rescue

HO	N	
A1882	A2151	



City Workers

HO	N	O
A1826	A2126	A2742



Rescue Firefighters

HO		
A1961		



Roofers

HO	N	
A1828	A2128	



Smoke Jumpers

HO		
A1919		



Masonry Workers

HO	N	O
A1901	A2173	A2753



Lumberjacks

HO	N	O
A1876	A2160	A2735



Carpenter Crew

HO		
A1947		



Uniformed Travelers

HO		
A1892		

Figures and Accents

Color may vary from actual product. *Benches and/or walls not included.



People & Pets

HO	N	O
A1827	A2143	A2768



Dogs & Cats

HO	N	O
A1841	A2140	A2725



Dairy Farmers

HO	N
A1887	A2166



Farm Animals

HO	N
A1888	A2142



Farm People

HO	N
A1857	A2152



Livestock

HO
A1844



People & Pesky Raccoons

HO	N
A1875	A2158



Barnyard Animals

N
A2202



Farmers Market

HO	N	O
A1896	A2170	A2750



Ridin' & Ropin'

HO
A1940



Rabbit Hunt

HO
A1903



Horseback Riders

HO	N
A1889	A2159

Color may vary from actual product. *Benches and/or walls not included.



Hampshire Pigs

HO	N
A1864	A2139



Yorkshire Pigs

HO	N
A1957	A2218



Farm Horses

HO	N
A1862	A2141




Chestnut Horses

HO
A1842



Black Angus Cows

HO	N
A1955	A2217



Holstein Cows

HO	N	O
A1863	A2187	A2724



Hereford Cows

HO	N	O
A1843	A2144	A2767



Black Bears

HO	N	O
A1865	A2186	A2737



Deer

HO	N	O
A1864	A2185	A2738



Cougars and Cubs

HO
A1949



Wildlife Standoff

HO
A1942

Figures and Accents

Color may vary from actual product. *Benches and/or walls not included.



Surveyors

HO N O
A1883
A2175
A2741



Road Crew Details

HO
A1851




Road Crew

HO N
A1850
A2137



Road Crew Details

N
A2213



Road Crew

O
A2761



Road Crew Details

O
A2762



One Man Crew

HO N
A1927
A2205



Street Accessories

HO O
A1941
A2764



Miners

HO
A1933



Street Items

HO
A1960



Accident Waiting to Happen

HO N
A1893
A2171



Park Benches

HO N O
A1879
A2181
A2758


Figures and Accents

Color may vary from actual product. *Benches and/or walls not included.

Scenic Accents Economy Packs

Save over items purchased separately when adding people, animals and accessories to your layout. Three different packages are available in either N or HO scale. Each package contains over 100 themed pieces and may vary in contents. Limited supply available.

Photos are representative of figures that may be included.



Assorted Farm Set

HO N
A2051
A2061



Assorted Worker Set

HO N
A2052
A2062



Assorted Figure Set*

HO N
A2053
A2063

Scenic Accents Glue

A198

- Specially formulated for attaching Scenic Accents and other accessories to layout
- Stays tacky, allows for repositioning
- No drip, no mess, no puddles or residue
- Brush applicator included
- Water-soluble
- Compatible with plastic, wood and metal
- Sand glue points and apply
- Let dry until clear and tacky and place on layout



Gentle Grips

A200

- Use this unique tweezer to position Scenic Accents
- Protective tips will not damage figures
- Comes in handy storage tube and features non-slip grips

6" (15.2 cm) tines



Figures and Accents

Color may vary from actual product. *Benches and/or walls not included.



Paul Porter

A2527



Ernie the Engineer

A2536



Dock Crew

A2565



Clyde the Conductor

A2528



Earl and Eddie Engineer*

A2540



Calvin P. Crate

A2523



Homeless Harry Hobo

A2529



Tom Traveler

A2531



Rail Workers

A2562



All Aboard

A2558



Idling Engineers

A2547



Wooden Crates and Barrels

A2564



The Bumm Brothers

A2548



The Sitting Seymores*

A2535



Spike, Neil and Ty

A2542



Dedicated Depot Workers

A2555



Three Train Mechanics

A2549



Striking Picketers

A2557



Begging For Bucks

A2563



Peter Piper Puffer

A2537



Whistle While He Works

A2568



Sam Supervisor

A2525



Mike the Mechanic

A2526



Hilow Bros. Surveying Co.

A2566




Tombstones

A2554



Welder Brothers

A2544



Chip, Woody and Chopper

A2552

Color may vary from actual product. *Benches and/or walls not included.

Figures and Accents

Figures and Accents

Color may vary from actual product. *Benches and/or walls not included.



Officer Duncan

A2532



Camp Couple

A2567



Gus and Gertie Gardener

A2541



Fireman Bill and Betsy

A2539



Horse Shoein' Around

A2550



Milkin' Ol' Bessie

A2553



Law and Lawless

A2561



Frank and Son Fishing*

A2534



Rover and Felix

A2524



Barney's Big Bust

A2545



Fishing Buddies

A2569



Buck and Family

A2543



Polly's Postal Pursuit

A2560



You Dirty Dog

A2566



Harry Bear and Family

A2551

Color may vary from actual product. *Benches and/or walls not included.

Figures and Accents



Pickin' and Grinnin'

A2546



Junior's Jug Band

A2570



The Checker Brothers and Hound

A2522




Big Bobby, Bench and Buster

A2521



Ned's Newsstand

A2569



Scenic Details®

Scenic Details kits are finely crafted and economical HO scale reproductions. Use the highly detailed, lead-free metal castings everywhere on your layout. Attach to layout with Scenic Accents Glue or Scenic Glue. Some kits include Dry Transfer Decals. Painting with Mini-Scene Paint Set, page 146, is recommended.

Clean metal castings and assemble pieces according to easy-to-follow diagrams and instructions. We recommend using super glue or two-part epoxy.



20 Tombstones D201 (20 pcs)



Trackside Junk D202 (12 pcs)



Crates-Barrels-Sacks D203 (13 pcs)




15 Assorted Skids D204 (15 pcs)



Assorted Junk Piles D205 (10 pcs)


Figures and Accents



Assorted Mailboxes D206 (17 pcs)



"Aermotor" Windmill D209 (6 pcs)



Plow, Disc, Horse and Man D210 (9 pcs)



Industrial Junk D225 (9 pcs)




Cats and Dogs D226 (10 pcs)



3 Fuel Stands D212 (13 pcs)



Bare Hunter D227 (3 pcs)



Steam Engine and Hammer Mill D229 (6 pcs)



8 Vending Machines D230 (17 pcs)



Diesel Fuel Facility D232 (13 pcs)




Trackside Scale D231 (9 pcs)



Gazebo D236 (6 pcs)



Branch Line Water Tower D241 (14 pcs)



Rural Sawmill D243 (14 pcs)



Street and Traffic Lights D248 (11 pcs)

Vehicles



AutoScenes capture the classic designs and simple lifestyles of the 1940s and '50s. Each finely crafted, custom painted vehicle, figure and accessory adds humor, color, interest and authenticity to any layout, diorama or project. AutoScenes are true 1:160 N scale and 1:87 HO scale models.



Vehicles

Color may vary from actual product. *Benches and/or walls not included.



Billy Brown's Coupe

HO N
AS5522 AS5322



Family Vacation

HO N
AS5525 AS5325



Roger's Rag Top

HO N
AS5527 AS5327



Felix Fix-a-Flat

HO N
AS5523 AS5323



Spoonin'-N-Croonin'

HO N
AS5530 AS5330



Lubeners Loading

HO N
AS5526 AS5326



Suds & Shine

HO N
AS5533 AS5333



Rusty's Regret

HO N
AS5531 AS5331



Sunday Drive

HO N
AS5535 AS5334



Shove It or Leave It

HO N
AS5543 AS5336

Vehicles

Color may vary from actual product. *Benches and/or walls not included.



Cop'n a Kiss

HO N
AS5537 AS5337



Hall & Duke

HO N
AS5521 AS5321



Hitchin' A Ride

HO
AS5547



Pick'em Up Truck

HO N
AS5534 AS5332



Pit Stop

HO N
AS5546 AS5342



Mickey's Milk Delivery

HO N
AS5529 AS5329



Parked for a Picnic

HO
AS5552



Peter's Painting

HO
AS5539



Paul's Fresh Produce

HO N
AS5561 AS5346



Ike's Ice Cream Truck

HO N
AS5541 AS5338

Vehicles

Color may vary from actual product. *Benches and/or walls not included.



Henry's Haulin'

HO N
AS5538
AS5335



Rocky's Road Repair

HO
AS5550



Lumpy's Coal Company

HO N
AS5555
AS5345



Tim Burr Logging

HO N
AS5553
AS5343



Sign Slingers

HO
AS5556



Rusty Springs Furniture

HO
AS5545



Chip's Ice Truck

HO
AS5557

Vehicles

Color may vary from actual product. *Benches and/or walls not included.



Tractor & Planter

HO
AS5565



Tractor & Disc

HO
AS5564



Grady's Grader

HO
AS5560



Junk Cars

HO
AS5563



Dewie's Dozer

HO
AS5562



Fritz's Front Loader

HO
AS5558



Backhoe

HO
AS5566

Vehicles

Color may vary from actual product. *Benches and/or walls not included.



HO N
AS5548 AS5940

Carburetor Chaos



HO
AS5551

Dog Gone Animal Control



HO
AS5536

Cruisin' Coupes



HO N
AS5532 AS5328

Thompson's Travelin' Trailer



HO
AS5544

To The Lake



HO N
AS5542 AS5341

Ma & Pa's Trailer Haven

Vehicles

Color may vary from actual product. *Benches and/or walls not included.



HO
AS5549

Born to Ride



HO N
AS5554 AS5344

Bad Boy Bikers



HO
AS5559

Sparky & The Chief



HO
AS5567

Fire Truck



HO N
AS5524 AS5324

Wayne Recker's Tow Service



HO N
AS5528 AS5333

Willie's Warning



HO
AS5540

Getaway Gangsters


Vehicles

Color may vary from actual product. *Benches and/or walls not included.

Scenic Details®

Scenic Details kits are finely crafted and economical HO scale reproductions. Use the highly detailed, lead-free metal castings everywhere on your layout. Attach to layout with Scenic Accents Glue or Scenic Glue. Some kits include Dry Transfer Decals. Painting with Mini-Scene Paint Set, page 146, is recommended.

Clean metal castings and assemble pieces according to easy-to-follow diagrams and instructions. We recommend using super glue or two-part epoxy.



Disc and Tractor (1938-1946)
D207 (10 pcs)



Seeder and Tractor (1938-1946)
D208 (10 pcs)



2 Tractors (1929-1938)
D211 (14 pcs)



Service Truck (1914 Diamond T)
D217 (18 pcs)



Grain Truck (1914 Diamond T)
D218 (18 pcs)



Motorcycles and Sidecar
D228 (7 pcs)



Bulldozer D233 (11 pcs)



Track-Type Loader D235 (11 pcs)



Backhoe - INSLEY Model "K"
D237 (18 pcs)



Tank Truck (Diamond T) D242 (18 pcs)




Hyster Logging Cruiser & Tractor
D246 (14 pcs)



Dump Truck (1 1/2 Ton Federal)
D247 (20 pcs)




Motor Grader D234 (10 pcs)



Flat Bed and Tractor (Diamond T)
D244 (29 pcs)

Lighting System



Just Plug® provides a complete, quick and easy way to add realistic lighting to new and existing layouts. The modular design works for all scenes and allows for customizable expansion. Just Plug offers control of individual lights and can turn them on and off in a sequence. Easily combine and add accessories like Vehicles, Street Lights, Billboards and Just Plug-equipped Built-&-Ready® buildings. **Just Plug and you're done!**



Just Plug Lighting System



With the Just Plug Lighting System, you don't need any special tools or electrical knowledge. All you need is a Power Supply, a Light Hub and one of our pre-lit products. **Just Plug and you're done!**

Power Supply

- Connect to Light Hub, Sequencing Light Hub or Expansion Hub
- Power up to 50 Light Hub Ports or 1000 mA

JP5770 Type A (US) 120V
 JP5771 Type C (EU) 230V
 JP5772 Type G (UK) 230V
 JP5773 Type I (AU/NZ) 240V

1/pkg



Light Hub JP5701

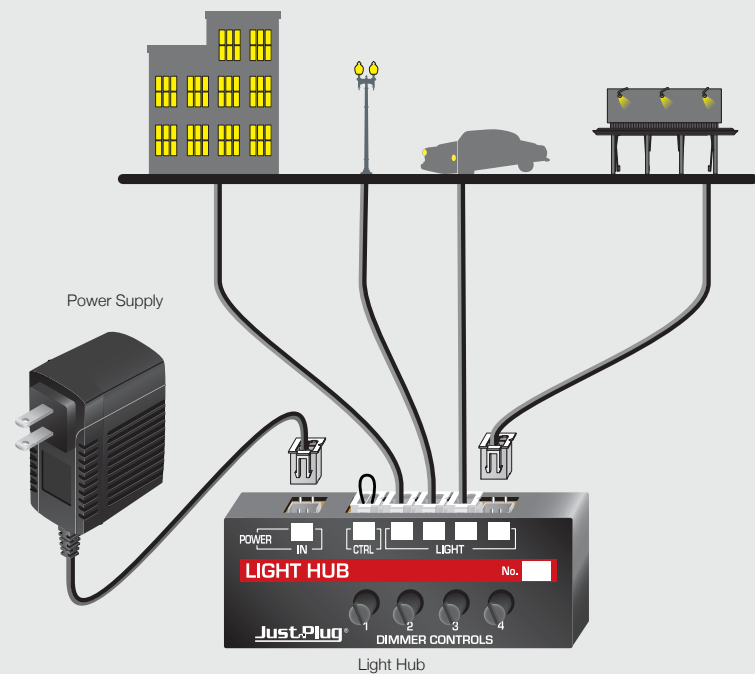
- Add up to 4 Just Plug products of your choice to a project quickly and easily
- Regulate light brightness with individual dimmer controls
- Add an optional Auxiliary Switch for convenient operation



GETTING STARTED: Powering Pre-Lit Products

- Plug Power Supply and Pre-Lit product into Light Hub.
- Each Light Hub can light up four Pre-Lit products.

ONLINE VIDEOS



Just Plug Lighting System



Easily expand the Just Plug Lighting System with the Expansion Hub. Each Expansion Hub can connect up to four Light Hubs or link to another Expansion Hub for more powering options. It's that easy!

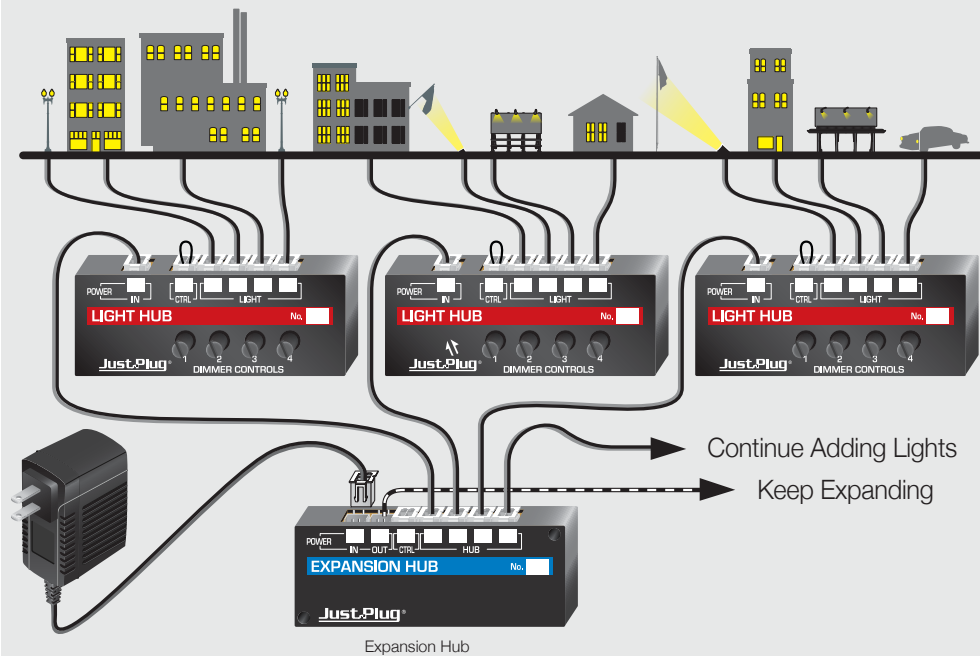
Expansion Hub JP5702

- Expand your Just Plug Lighting System quickly and easily
- Connect up to 4 Light Hubs or Sequencing Light Hubs
- Includes 4 Connecting Cables to connect to Light Hubs
- Add an optional Auxiliary Switch for convenient operation



EXPAND: Continue Adding Pre-Lit Products

- Expand by adding Expansion Hubs and more Light Hubs to accommodate multiple Pre-Lit Products.



Continue Adding Lights
 Keep Expanding

Just Plug Lighting System



As you expand your layout with more Just Plug features, you may need to adjust your set-up using Accessories. Everything you need to add excitement and functionality to your layout, from portable power to sequenced lighting, is available!

ACCESSORIES: Enhance Your Layout

Auxiliary Switch JP5725

- Turn lights on or off with the flick of a switch
- Control power to lights on a Light Hub, Sequencing Light Hub, Expansion Hub, or multiple hubs
- Use multiple switches for various lighting configurations

1/pkg




Sequencing Light Hub JP5680 **NEW**

- Individually sequence lights on and off
- Dimmer controls adjust individual light brightness
- Adjustable sequence speed



Port Sharing Device JP5681 **NEW**


- Power up to 4 LED Lights per LIGHT Port
- Connect to Light Hub or Sequencing Light Hub



Connecting Cables JP5760

- Connect Expansion Hubs to Light Hubs or Sequencing Light Hubs
- Connect Expansion Hubs to Expansion Hubs
- Connect any Hub to a train power pack or DCC system


2/pkg 48" (121 cm) cables



Extension Cables JP5761

- Expand the reach of your lighting system
- Extend the length of any Just Plug cable

2/pkg 48" (121 cm) cables



Battery Case JP5682 **NEW**

- Provides power and portability
- Compatible with Light Hubs, Sequencing Light Hubs and Expansion Hubs
- For modular layouts, contests and dioramas

Two 9-Volt batteries not included.



Tidy Wire Kit JP5717

- Install quickly and easily to keep cables secure, tidy and easy to access for expansion
- Adhesive-backed mounts secure cables
- Wire ties bundle cables neatly
- Use labels to identify connections

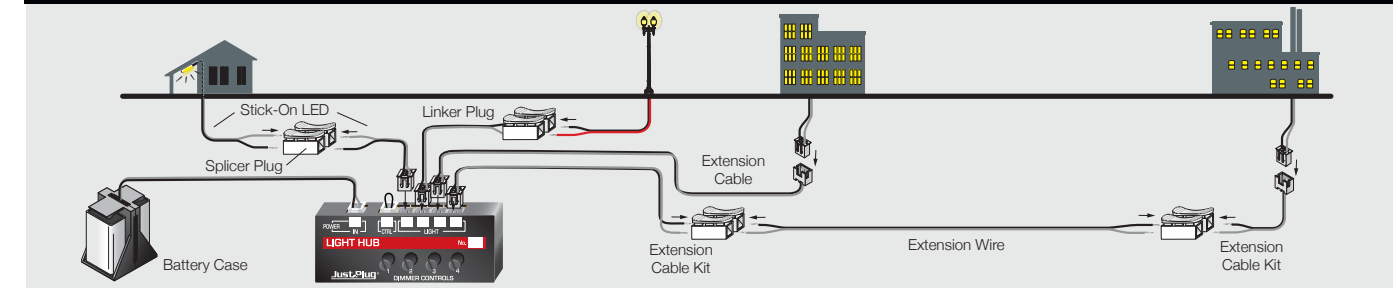
Wire Tie Mounts 12/pkg
Wire Ties 24/pkg
Labels 20/pkg



Just Plug Lighting System


Easily adapt Just Plug to work for you. Whether you want to light unlit features, extend wire length or eliminate building glow, Just Plug has a complete system to further refine your layout!

CUSTOMIZE: Add Lighting to Unlit Features



Lights & Light Hub JP5700

- Quickest, easiest way to add lights to any project
- Includes 2 Warm White LED Stick-On Lights and places to add 2 more
- Regulate light brightness with individual dimmer controls



Light Diffusion Window Film JP5715

- Blocks the outside view through the windows of an empty building
- Diffuses light evenly throughout structure when lights are on

Diffusing Film: 6" x 36" (15.2 cm x 91.4 cm)
Window Tint: 6" x 36" (15.2 cm x 91.4 cm)
Micro Sticky Spots: 256/pkg



LED Lights

Simply plug into Light Hub or Sequencing Light Hub. Available in two types and a variety of colors.

2 lights/pkg, 24" (60.9 cm) cables




It's as easy as placing a light and setting your building on top.

Stick-On

Adhesive-backed for easy installation


- JP5736 - Orange
- JP5737 - Green
- JP5738 - Blue
- JP5739 - Red
- JP5740 - Warm White
- JP5741 - Cool White
- JP5742 - Yellow



Nano

Small in size, big in brightness

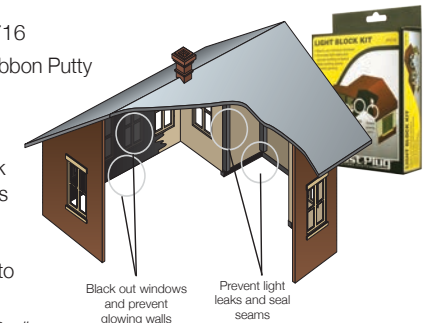
- JP5743 - Warm White
- JP5744 - Yellow
- JP5745 - Red
- JP5746 - Green
- JP5747 - Blue
- JP5748 - Cool White
- JP5749 - Orange
- JP5754 - Yellow Flashing
- JP5755 - Red Flashing



Light Block Kit JP5716

- Seal light leaks easily by pressing Ribbon Putty into interior corners and joints
- Affix Ribbon Putty along the bottom edges of structures to layout surface and block light from bleeding along foundations
- Paint walls with Masking Paint to keep light from glowing through walls. Black out individual windows to indicate unlit rooms

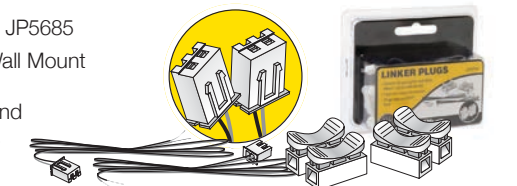
Masking Paint: 2 fl oz (59.1 mL), Ribbon Putty: 2 rolls



Linker Plugs JP5685

- For Street Lights and Wall Mount Lights
- Plugs into Light Hubs and Sequencing Light Hubs

NEW



Splicer Plugs JP5686 **NEW**

- For fast wire connections
- Easily splice wires after cutting for installation
- Easy-to-use buttons



Extension Wire JP5683 **NEW**

- Use with Extension Cable Kit
- Color-coded for proper connection
- Soft insulation for easy stripping


50' (15.2 m)



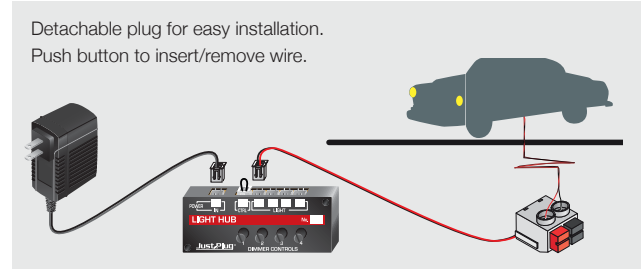
Extension Cable Kit JP5684 **NEW**

- Use with Extension Wire
- Create custom extension cables

NEW



Just Plug Lighting System




Lighted Vehicles

Whether you're modeling a backcountry drive or a busy downtown scene these Vehicles instantly add light and interest to any layout. Each Vehicle includes a driver and LED headlights and taillights.


- Easy as drilling a hole and plugging into your Just Plug System
- Dimmable, Warm White LEDs
- Plugs into Light Hub



Green Pickup



Midnight Ride



City Classic



Police Car



Cool Convertible



Just Plug Lighting System


Heavy Hauler




Comfy Cruise



Work Truck




Blue Coupe



Station Wagon



Fancy Fins



Downtown Drive



Just Plug Lighting System

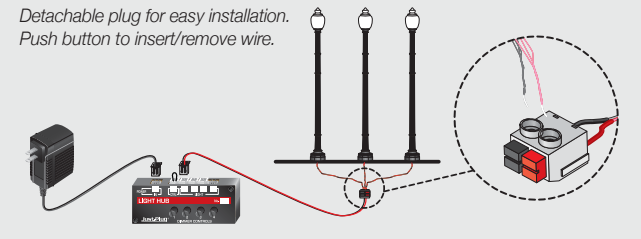
Street Lights & Wall Mount Lights

Light up city streets, rural roads, sidewalks, parking lots and train yards. Can be added to any building, billboard, sign, entryway, home or office. Pair with Linker Plugs to place in remote locations.

- Easy as drilling a hole and plugging into your Just Plug System
- Dimmable, Warm White LEDs
- Plugs into Light Hub



Detachable plug for easy installation. Push button to insert/remove wire.




Wooden Pole
HO (3 lights/pkg) JP5630
N (3 lights/pkg) JP5638
O (2 lights/pkg) JP5646
36" (91.4 cm) wire



Arched Cast Iron
HO (3 lights/pkg) JP5631
N (3 lights/pkg) JP5639
O (2 lights/pkg) JP5647
36" (91.4 cm) wire



Double Lamp Post
HO (3 lights/pkg) JP5632
N (3 lights/pkg) JP5640
O (2 lights/pkg) JP5648
36" (91.4 cm) wire




Lamp Post
HO (3 lights/pkg) JP5633
N (3 lights/pkg) JP5641
O (2 lights/pkg) JP5649
36" (91.4 cm) wire

HO and O scale Wooden Pole include optional extension pole. Increase pole height for use around factories, in railyards and other large open areas requiring light.



Metal Lamp
OO/HO (3 lights/pkg) JP5675
36" (91.4 cm) wire



Concrete Lamp
OO/HO (3 lights/pkg) JP5677
36" (91.4 cm) wire



Twin Lamp
OO/HO (3 lights/pkg) JP5676
36" (91.4 cm) wire



Gooseneck
HO (2 lights/pkg) JP5654
N (2 lights/pkg) JP5658
O (2 lights/pkg) JP5662
36" (91.4 cm) wire



Entry
HO (2 lights/pkg) JP5655
N (2 lights/pkg) JP5659
O (2 lights/pkg) JP5663
36" (91.4 cm) wire

Just Plug Lighting System



Billboards

Just Plug Billboards are an easy way to add life and flair to any scene by advertising local shops or destinations. They are a staple of every town and are often found along highways, buildings and on rooftops. Each one includes preinstalled LED lighting to highlight the unique designs and add interest to your layout.

Each Billboard includes a 36" (91.4 cm) wire.



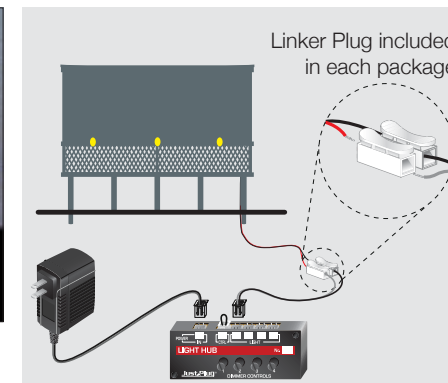
Authentic details and weathering on both sides.



Deuce's Parts & Repair
HO Scale JP5792



The Hottest Brand
HO Scale JP5793




Linker Plug included in each package



Monroe's Drive-In
HO Scale JP5794



Wise Tobacco Co.
HO Scale JP5795



Lanes Bowling & Bar
HO Scale JP5796

Just Plug Lighting System



US Flags **NEW**

Feature the stars and stripes of Old Glory with incredible detail. Place the US Flags in school yards, outside of homes, government buildings, depots and more. Each US Flag includes a Just Plug Spotlight to highlight the Flag.



US Flag - Pole
(1 Spotlight included)
Small JP5950
Medium JP5951
Large JP5952



US Flag - Wall Mount
(1 Spotlight included)
Small JP5953
Medium JP5954
Large JP5955



Landscape Lights

Shed some light on important features on your layout and bring attention to monuments, buildings, flags and more. Spotlights come in two sizes and can be used in multiple scales. Floodlights are perfect for illuminating large areas on a layout.



Small Spotlight
2/pkg JP5956




Large Spotlight
2/pkg JP5957



Floodlights
2/pkg JP5958

Buildings



When you buy Landmark Structures®, you buy our trademark commitment to design innovation and the highest standards in quality you have come to expect from Woodland Scenics. Landmark Structures offers a complete spectrum of architecturally accurate building options and includes N, HO and O scale structures.



Buildings

Vehicles, figures and landscape sold separately.

Choose from a selection of ready-made buildings, kits or modular pieces to create the ideal town, city or industrial scene.

Built-&-Ready®

Place Built-&-Ready Landmark Structures directly on your layout, straight from the hobby store shelf. They are highly detailed, architecturally accurate, expertly painted and realistically weathered. Depending on the building, extras may include lights, accessories, window treatments/clear window material, decals and/or printed interiors.



Building Kits

Available in a wide variety of building styles and assembly types, Building Kits are easy to assemble and allow anyone the creative freedom to paint, weather and detail as they wish. Choose from basic kits that include walls and roofing material, kits with interlocking walls, kits with walls partially assembled and kits that include scene-setting details, decals and accessories.



Modular Buildings

Modular building pieces offer modelers unlimited building options and make it easy to create buildings of any size, shape or height. Pieces available individually or in money-saving bulk packs.



Details, decals and colors may vary from photo. Check the website for current product information regarding which buildings have lights and interiors.

Ready for Just Plug. Lighting Included.

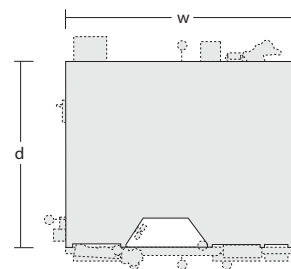
Buildings



Built-&-Ready® Landmark Structures

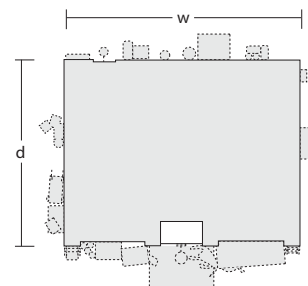
Lubener's General Store

- HO Scale BR5021
4 7/16" w x 3 5/8" d x 4 1/8" h (11.2 cm x 9.2 cm x 10.4 cm)
- N Scale BR4925
2 7/16" w x 2" d x 2 1/4" h (6.19 cm x 5.08 cm x 5.71 cm)
- O Scale BR5841
8 3/8" w x 6 5/8" d x 8 3/16" h (21.2 cm x 16.9 cm x 20.7 cm)



Harrison's Hardware

- HO Scale BR5022
4 19/32" w x 3 5/8" d x 4 1/2" h (11.6 cm x 9.2 cm x 11.4 cm)
- N Scale BR4921
2 1/2" w x 2" d x 2 1/2" h (6.35 cm x 5.08 cm x 6.35 cm)
- O Scale BR5842
8 1/8" w x 6 11/16" d x 7 1/2" h (20.6 cm x 16.8 cm x 19 cm)



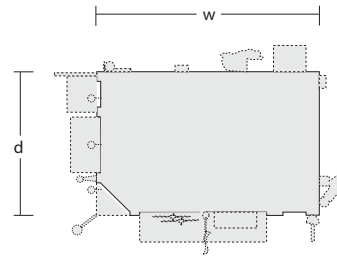
Buildings

Details, decals and colors may vary from photo. Check the website for current product information regarding which buildings have lights and interiors.

Ready for Just Plug.
Lighting Included.

Corner Emporium

- HO Scale BR5024
4 3/16" w x 2 3/4" d x 4 1/8" h (10.6 cm x 6.98 cm x 10.4 cm)
- N Scale BR4923
2 5/16" w x 1 1/2" d x 2 9/32" h (5.87 cm x 3.81 cm x 5.79 cm)
- O Scale BR5844
7 11/16" w x 5" d x 7 1/2" h (19.5 cm x 12.7 cm x 19 cm)

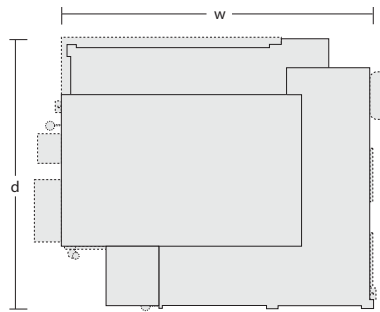


O Scale Version



Clyde & Dale's Barrel Factory (N, HO) / Morrison Door Factory (O)

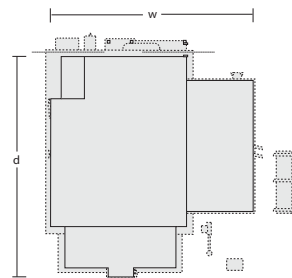
- HO Scale BR5026
6 5/8" w x 5 11/16" d x 4 1/8" h (16.8 cm x 14.4 cm x 10.4 cm)
- N Scale BR4924
3 9/16" w x 3 1/8" d x 3 21/64" h (9.04 cm x 7.93 cm x 8.45 cm)
- O Scale BR5848
11 7/8" w x 10 7/16" d x 10 1/16" h (30.1 cm x 26.5 cm x 25.5 cm)



O Scale Version

Country Store Expansion

- HO Scale BR5031
7 1/8" w x 6 13/16" d x 3 1/8" h (18 cm x 17.3 cm x 7.93 cm)
- O Scale BR5845
10" w x 12" d x 6 1/8" h (25.4 cm x 30.4 cm x 15.5 cm)



O Scale Version

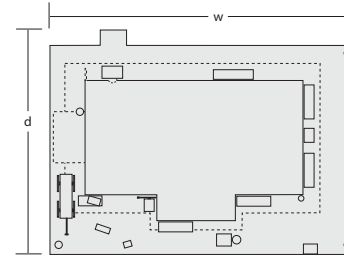
Details, decals and colors may vary from photo. Check the website for current product information regarding which buildings have lights and interiors.

Ready for Just Plug.
Lighting Included.

Buildings

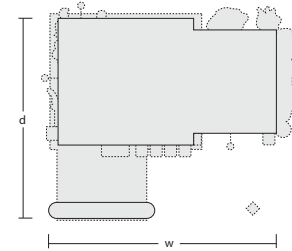
Dansbury Depot

- HO Scale BR5023
7 1/2" w x 5 9/16" d x 4" h (19 cm x 14.1 cm x 10.1 cm)
- N Scale BR4928
4 1/32" w x 2 15/16" d x 2 1/2" h (10.2 cm x 7.46 cm x 6.35 cm)



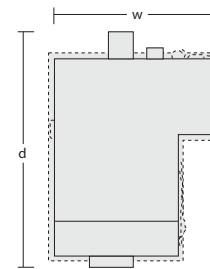
Fill'er Up & Fix'er

- HO Scale BR5025
6 5/32" w x 5 13/32" d x 2 5/8" h (15.6 cm x 13.7 cm x 6.66 cm)
- N Scale BR4922
3 3/16" w x 2 7/8" d x 1 9/16" h (8.09 cm x 7.3 cm x 3.96 cm)



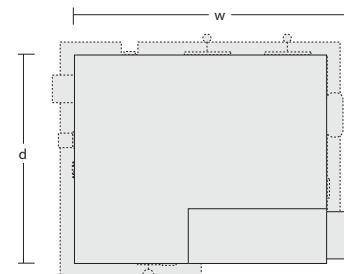
Granny's House

- HO Scale BR5027
3 3/4" w x 5 7/16" d x 3" h (9.52 cm x 13.8 cm x 7.62 cm)
- N Scale BR4926
2 1/32" w x 2 29/32" d x 1 7/16" h (5.15 cm x 7.38 cm x 3.65 cm)



Chip's Ice House

- HO Scale BR5028
6 3/8" w x 4 11/16" d x 4 1/2" h (16.1 cm x 11.9 cm x 11.4 cm)
- N Scale BR4927
3 7/16" w x 2 17/32" d x 2 3/8" h (8.73 cm x 6.42 cm x 6.03 cm)



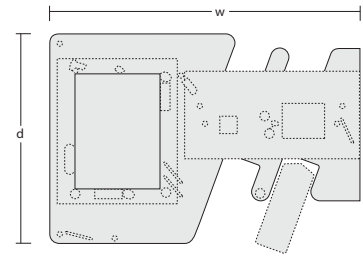
Buildings

Details, decals and colors may vary from photo. Check the website for current product information regarding which buildings have lights and interiors.

Ready for Just Plug.
Lighting Included.

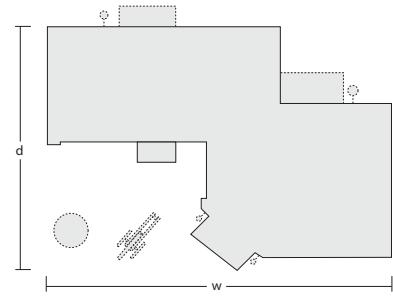
Drive 'n Dine

HO Scale BR5029
7 3/4" w x 5 1/4" d x 3 15/16" h (19.6 cm x 13.3 cm x 10 cm)
N Scale BR4929
4 1/4" w x 2 29/32" d x 2 3/16" h (10.7 cm x 7.38 cm x 5.55 cm)



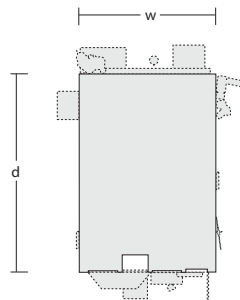
Municipal Building

HO Scale BR5030
8 3/8" w x 5 15/16" d x 4 3/8" h (21.2 cm x 15 cm x 11.1 cm)
N Scale BR4930
4 1/2" w x 3 3/16" d x 1 27/32" h (11.4 cm x 8.09 cm x 4.68 cm)



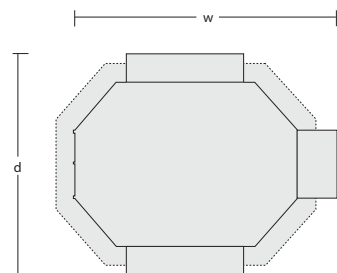
J.W. Cobbler

HO Scale BR5032
2 31/32" w x 4 5/16" d x 5 5/8" h (7.54 cm x 10.9 cm x 14.2 cm)
N Scale BR4931
1 3/16" w x 1 3/4" d x 3 1/16" h (3.01 cm x 4.44 cm x 7.77 cm)
O Scale BR5843
5 3/8" w x 7 7/8" d x 10 1/4" h (13.6 cm x 20 cm x 26 cm)



Grand Gazebo

HO Scale BR5035
6 5/16" w x 5 9/32" d x 4 1/4" h (16 cm x 13.4 cm x 10.7 cm)



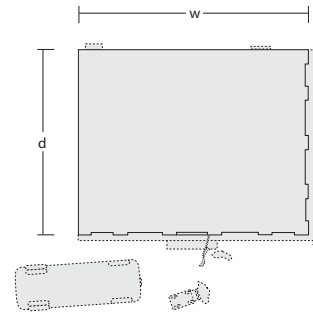
Details, decals and colors may vary from photo. Check the website for current product information regarding which buildings have lights and interiors.

Ready for Just Plug.
Lighting Included.

Buildings

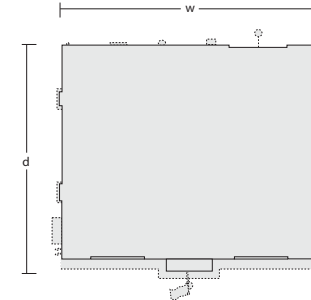
Citizens Savings & Loan

HO Scale BR5033
5 1/2" w x 4 1/8" d x 4 3/4" h (13.9 cm x 10.4 cm x 12 cm)



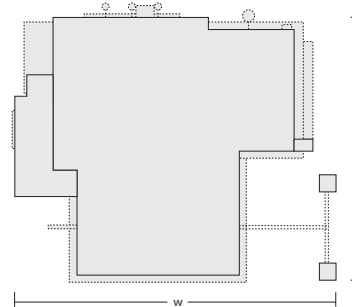
Firehouse

HO Scale BR5034
6 21/32" w x 5 7/8" d x 8 3/4" h (16.9 cm x 14.9 cm x 22.2 cm)
N Scale BR4934
3 19/32" w x 3 7/32" d x 4 13/16" h (9.12 cm x 8.17 cm x 12.2 cm)



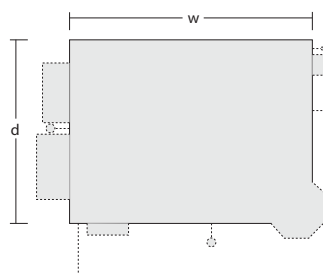
Meg A. Watts Transformers

HO Scale BR5037
8 7/16" w x 6 27/32" d x 8 1/2" h (21.4 cm x 17.3 cm x 21.5 cm)



Davenport Department Store

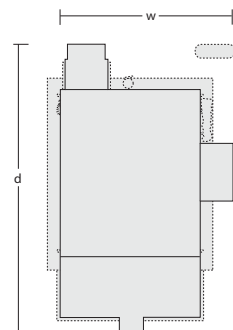
HO Scale BR5039
5 1/8" w x 3 7/8" d x 6 15/16" h (13 cm x 9.84 cm x 17.6 cm)
N Scale BR4938
2 3/4" w x 2 1/16" d x 3 3/4" h (6.98 cm x 5.23 cm x 9.52 cm)
O Scale BR5847
9 13/16" w x 7 1/2" d x 12 7/16" h (24.9 cm x 19 cm x 31.5 cm)



Home Sweet Home

HO Scale BR5036
4 1/4" w x 7 1/8" d x 5 1/2" h (10.7 cm x 18 cm x 13.9 cm)

N Scale BR4939
2 5/16" w x 3 15/16" d x 2 3/4" h (5.87 cm x 10 cm x 6.98 cm)

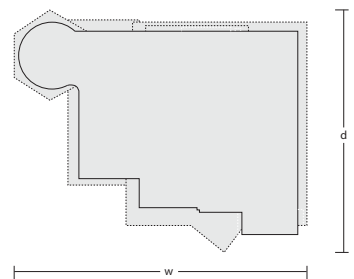


Old Weathered Barn

HO Scale BR5038
7 13/16" w x 5 11/16" d x 5 1/4" h (19.8 cm x 14.4 cm x 13.3 cm)

N Scale BR4932
3 3/16" w x 4 1/4" d x 2 11/16" h (8.09 cm x 10.7 cm x 6.82 cm)

O Scale BR5865
10 1/4" w x 7 13/16" d x 7 7/8" h (26 cm x 19.8 cm x 20 cm)

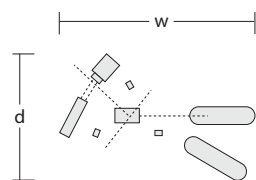


Old Windmill

HO Scale BR5042
3 3/8" w x 2 3/16" d x 5 1/8" h (8.57 cm x 5.55 cm x 13 cm)

N Scale BR4936
2 3/16" w x 1 5/16" d x 2 3/4" h (5.55 cm x 3.33 cm x 6.98 cm)

O Scale BR5867
6 1/8" w x 4" d x 9" h (15.6 cm x 10.2 cm x 22.8 cm)

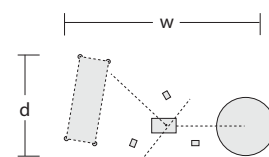


Windmill

HO Scale BR5043
3 5/8" w x 1 3/4" d x 5 1/8" h (9.2 cm x 4.44 cm x 13 cm)

N Scale BR4937
2 1/2" w x 1" d x 2 3/4" h (6.35 cm x 2.54 cm x 6.98 cm)

O Scale BR5868
6 1/2" w x 3 1/8" d x 9" h (16.7 cm x 8.05 cm x 22.8 cm)

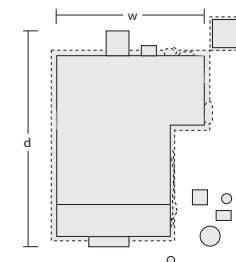


Old Homestead

HO Scale BR5040
3 3/4" w x 5 7/16" d x 3" h (9.52 cm x 13.8 cm x 7.62 cm)

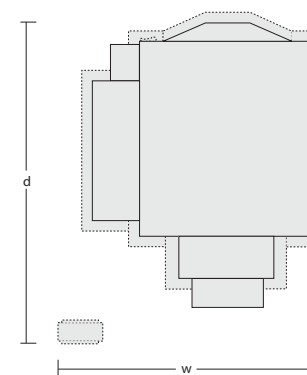
N Scale BR4933
2 1/32" w x 2 29/32" d x 1 7/16" h (5.15 cm x 7.38 cm x 3.65 cm)

O Scale BR5860
7" w x 9 13/16" d x 5 1/8" h (17.7 cm x 24.9 cm x 13 cm)



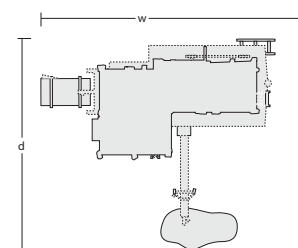
Community Church

HO Scale BR5041
5 1/4" w x 6 13/16" d x 7 3/8" h (13.3 cm x 17.3 cm x 18.7 cm)



Buzz's Sawmill

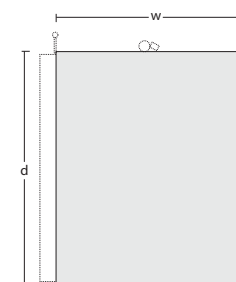
HO Scale BR5044
7 1/2" w x 5 7/8" d x 2 1/8" h (19 cm x 14.9 cm x 5.39 cm)



Deuce's Bike Shop

HO Scale BR5045
5" w x 6" d x 3 1/2" h (12.7 cm x 15.2 cm x 8.89 cm)

O Scale BR5846
9" w x 10 7/8" d x 6 1/4" h (22.8 cm x 27.6 cm x 15.8 cm)



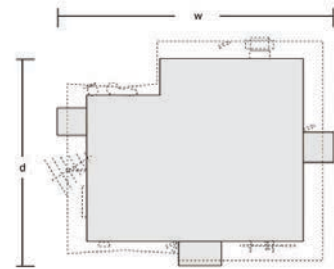
Buildings

Details, decals and colors may vary from photo. Check the website for current product information regarding which buildings have lights and interiors.

Ready for Just Plug.
Lighting Included.

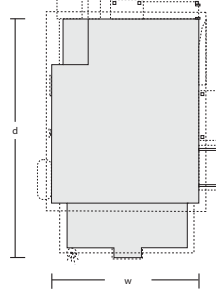
Corner Porch House

HO Scale BR5046
5 5/8" w x 4 5/8" d x 5" h (14.2 cm x 11.7 cm x 12.7 cm)



Mo Skeeters Bait & Tackle

HO Scale BR5047
3 3/4" w x 6 1/2" d x 3 1/2" h (9.52 cm x 16.5 cm x 8.89 cm)

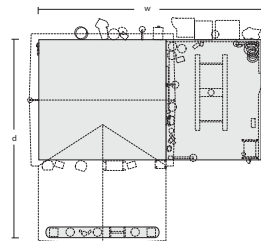


Ethyl's Gas & Service

HO Scale BR5048
6 3/8" w x 5 11/16" d x 3 7/16" h (16.1 cm x 14.4 cm x 8.73 cm)

N Scale BR4935
3 1/2" w x 3 1/8" d x 1 7/8" h (8.89 cm x 7.93 cm x 4.76 cm)

O Scale BR5849
11 9/16" w x 10 1/4" d x 6 1/8" h (29.3 cm x 26 cm x 15.5 cm)

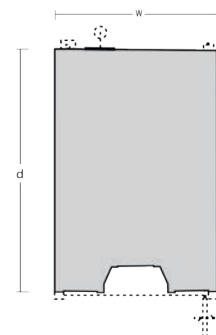


Sully's Tavern

HO Scale BR5049
2 3/4" w x 4 1/16" d x 4 1/2" h (6.98 cm x 10.3 cm x 11.4 cm)

N Scale BR4940
1 1/2" w x 2 1/4" d x 2 1/2" h (3.81 cm x 5.71 cm x 6.35 cm)

O Scale BR5850
4 15/16" w x 7 3/8" d x 8" h (12.5 cm x 18.7 cm x 20.3 cm)



Details, decals and colors may vary from photo. Check the website for current product information regarding which buildings have lights and interiors.

Ready for Just Plug.
Lighting Included.

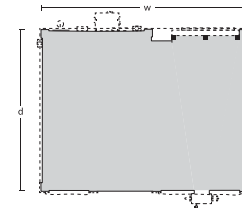
Buildings

J. Frank's Grocery

HO Scale BR5050
5 1/4" w x 4 1/8" d x 3 1/4" h (13.3 cm x 10.4 cm x 8.25 cm)

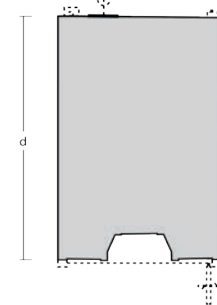
N Scale BR4941
3 1/4" w x 2 9/16" d x 1 3/4" h (8.25 cm x 6.5 cm x 4.44 cm)

O Scale BR5851
9 1/2" w x 7 1/2" d x 5 7/8" h (24.1 cm x 19 cm x 14.9 cm)



Betty's Burning Building

HO Scale BR5051
2 31/32" w x 4 5/16" d x 5 5/8" h (7.54 cm x 10.9 cm x 14.2 cm)

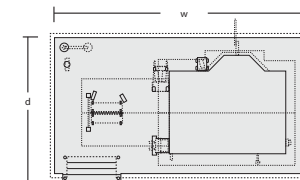


The Depot

HO Scale BR5052
6 9/16" w x 4" d x 3 1/2" h (16.6 cm x 10.1 cm x 8.89 cm)

N Scale BR4942
3 9/16" w x 2" d x 1 15/16" h (9.04 cm x 5.08 cm x 4.92 cm)

O Scale BR5852
11 13/16" w x 7 1/4" d x 6 3/16" h (30 cm x 18.4 cm x 15.7 cm)

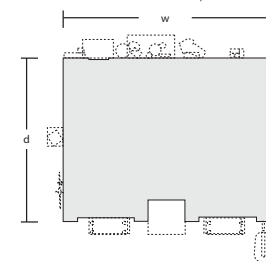


Dugan's Paint Store

HO Scale BR5053
4 19/32" w x 3 5/8" d x 4 1/2" h (11.6 cm x 9.2 cm x 11.4 cm)

N Scale BR4943
2 1/2" w x 2" d x 2 1/2" h (6.35 cm x 5.08 cm x 6.35 cm)

O Scale BR5853
8 1/8" w x 6 11/16" d x 8 1/8" h (20.6 cm x 16.9 cm x 20.6 cm)



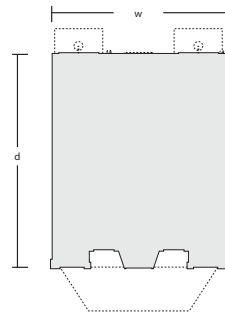
Buildings

Details, decals and colors may vary from photo. Check the website for current product information regarding which buildings have lights and interiors.

Ready for Just Plug.
Lighting Included.

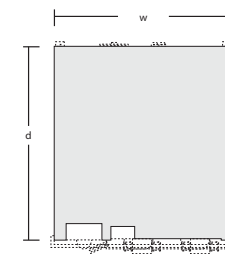
Theatre

- HO Scale BR5054
4 5/32" w x 5 1/8" d x 5 1/8" h (10.5 cm x 13 cm x 13 cm)
- N Scale BR4944
2 1/4" w x 2 3/4" d x 2 13/16" h (5.71 cm x 6.98 cm x 7.14 cm)
- O Scale BR5854
7 17/32" w x 9 1/4" d x 9 11/64" h (19.1 cm x 23.4 cm x 23.2 cm)



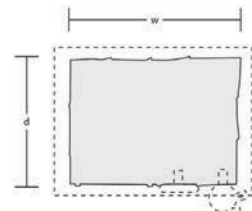
Emilio's Italian Restaurant

- HO Scale BR5055
4 1/8" w x 4 15/32" d x 4 7/32" h (10.4 cm x 11.3 cm x 10.7 cm)
- N Scale BR4945
2 1/4" w x 2 7/16" d x 2 11/32" h (5.71 cm x 6.19 cm x 5.95 cm)
- O Scale BR5855
7 1/2" w x 8 1/8" d x 7 3/4" h (19 cm x 20.6 cm x 19.6 cm)



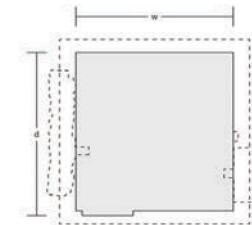
Tin Shack

- HO Scale BR5056
1 7/16" w x 1 1/16" d x 1 1/8" h (3.65 cm x 2.69 cm x 2.85 cm)
- N Scale BR4946
13/16" w x 5/8" d x 5/8" h (2.06 cm x 1.58 cm x 1.58 cm)
- O Scale BR5856
2 5/8" w x 2" d x 2 1/8" h (6.66 cm x 5.08 cm x 5.39 cm)



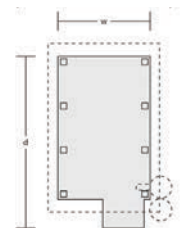
Work Shed

- HO Scale BR5057
1 11/16" w x 1 3/4" d x 1 15/16" h (4.28 cm x 4.44 cm x 4.92 cm)
- N Scale BR4947
11/16" w x 15/16" d x 1" h (1.74 cm x 2.38 cm x 2.54 cm)
- O Scale BR5857
3" w x 3 1/16" d x 3 3/8" h (7.62 cm x 7.77 cm x 8.57 cm)



Wood Shack

- HO Scale BR5058
1 1/8" w x 1 7/8" d x 1 3/8" h (2.85 cm x 4.76 cm x 3.49 cm)
- N Scale BR4948
9/16" w x 1 1/16" d x 3/4" h (1.42 cm x 2.85 cm x 1.9 cm)
- O Scale BR5858
1 7/8" w x 3 1/2" d x 2 1/2" h (4.76 cm x 8.89 cm x 6.35 cm)



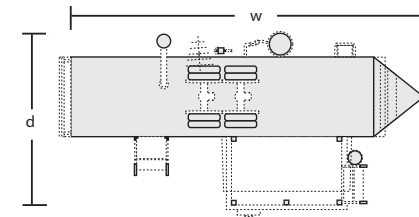
Details, decals and colors may vary from photo. Check the website for current product information regarding which buildings have lights and interiors.

Ready for Just Plug.
Lighting Included.

Buildings

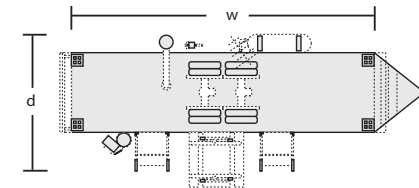
Grillin' & Chillin' Trailer

- HO Scale BR5060
5 3/8" w x 2 5/8" d x 2 1/8" h (13.6 cm x 6.66 cm x 5.39 cm)
- N Scale BR4950
3 3/32" w x 1 17/32" d x 1 7/64" h (7.85 cm x 3.88 cm x 2.81 cm)
- O Scale BR5861
9 11/16" w x 4 11/16" d x 3 5/8" h (24.6 cm x 11.9 cm x 9.2 cm)



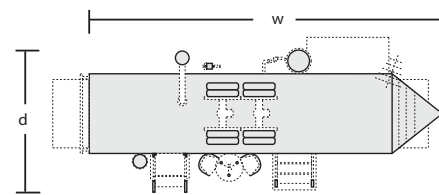
Double Decker Trailer (includes flickering TV)

- HO Scale BR5061
4 1/2" w x 2 1/8" d x 2 3/8" h (11.4 cm x 5.39 cm x 6.03 cm)
- N Scale BR4951
2 1/2" w x 1 1/4" d x 1 3/8" h (6.35 cm x 3.17 cm x 3.49 cm)
- O Scale BR5862
8 1/4" w x 3 1/2" d x 4" h (20.9 cm x 8.89 cm x 10.1 cm)



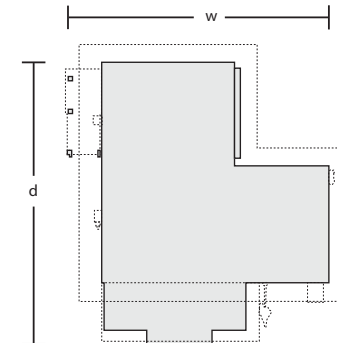
Sunny Days Trailer

- HO Scale BR5062
5 1/2" w x 2 1/8" d x 2 1/8" h (13.9 cm x 5.39 cm x 5.39 cm)
- N Scale BR4952
2 7/8" w x 1 1/8" d x 1 3/16" h (7.3 cm x 2.85 cm x 3.01 cm)
- O Scale BR5863
11 1/8" w x 4 3/16" d x 3 5/8" h (28.2 cm x 10.6 cm x 9.2 cm)



Letters, Parcels and Post

- HO Scale BR5063
4 1/8" w x 4 3/32" d x 2 3/4" h (10.4 cm x 10.3 cm x 6.98 cm)
- N Scale BR4953
2 1/4" w x 2 11/32" d x 1 1/2" h (5.63 cm x 5.95 cm x 3.81 cm)
- O Scale BR5864
7 1/2" w x 7 13/16" d x 5" h (19 cm x 19.8 cm x 12.7 cm)






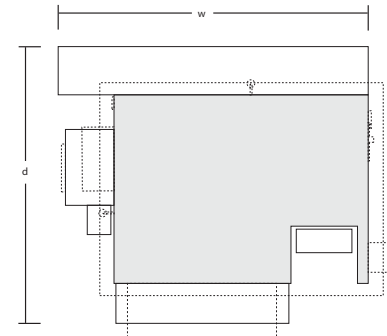
Buildings

Details, decals and colors may vary from photo. Check the website for current product information regarding which buildings have lights and interiors.




Ready for Just Plug.
Lighting Included.

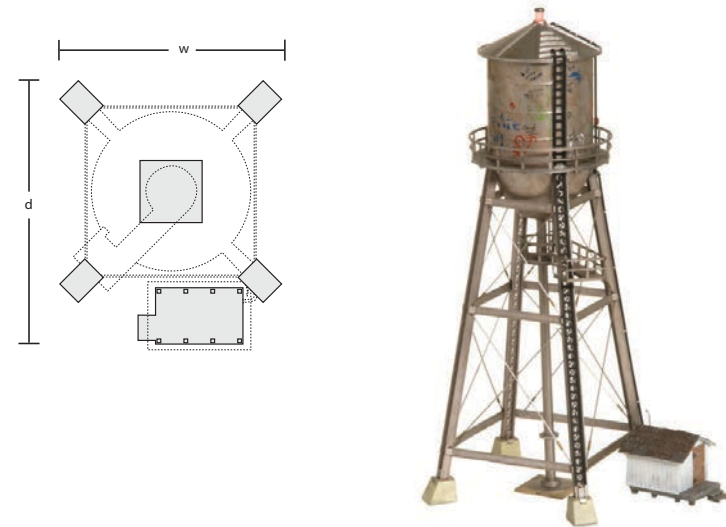
H&H Feed Mill

-  HO Scale BR5059
7 1/4" w x 6 1/4" d x 6 1/8" h (18.4 cm x 15.8 cm x 15.5 cm)
-  N Scale BR4949
4" w x 3 5/8" d x 3 3/8" h (10.1 cm x 9.2 cm x 8.57 cm)
-  O Scale BR5859
13 3/8" w x 11 1/2" d x 10 7/8" h (33.9 cm x 29.2 cm x 27.6 cm)






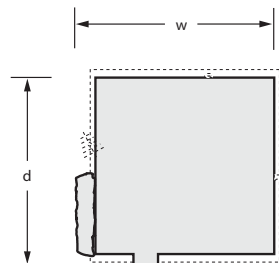
Rustic Water Tower

-  HO Scale BR5064
3 15/16" w x 4 27/32" d x 10 1/16" h (10 cm x 12.3 cm x 25.5 cm)
-  N Scale BR4954
2 1/8" w x 2 17/32" d x 5 1/2" h (5.39 cm x 6.42 cm x 13.9 cm)
-  O Scale BR5866
7 1/8" w x 8 25/32" d x 18 5/16" h (18 cm x 22.3 cm x 46.5 cm)



Rustic Cabin

-  HO Scale BR5065
3 1/2" w x 3 1/8" d x 2 13/16" h (8.89 cm x 7.93 cm x 7.14 cm)
-  N Scale BR4955
1 13/16" w x 1 3/4" d x 1 1/2" h (4.6 cm x 4.44 cm x 3.81 cm)
-  O Scale BR5869
6 1/2" w x 5 3/8" d x 4 7/8" h (16.5 cm x 14.2 cm x 12.3 cm)



Buildings



Details, decals and colors may vary from photo.

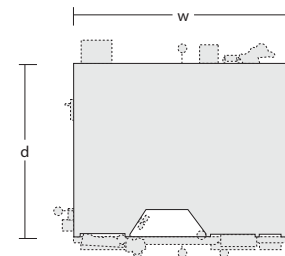


Landmark Structures Building Kits





Fresh Market (N) / Lubener's General Store (O)

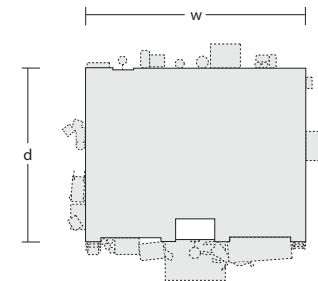
-  N Scale PF5200
2 7/16" w x 2" d x 2 1/4" h (6.19 cm x 5.08 cm x 5.71 cm)
-  O Scale PF5890
8 3/8" w x 6 5/8" d x 8 3/16" h (21.2 cm x 16.8 cm x 20.7 cm)



O Scale Version


Planters Feed and Seed Supply (HO) / Harrison's Hardware (O)

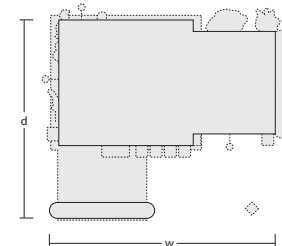
-  HO Scale PF5181
4 19/32" w x 3 5/8" d x 4 1/2" h (11.6 cm x 9.2 cm x 11.4 cm)
-  O Scale PF5891
8 1/8" w x 6 11/16" d x 8 1/8" h (20.6 cm x 16.9 cm x 20.6 cm)



O Scale Version

Main Street Mercantile

-  HO Scale PF5182
4 3/16" w x 2 3/4" d x 4 1/8" h (10.6 cm x 6.98 cm x 10.4 cm)

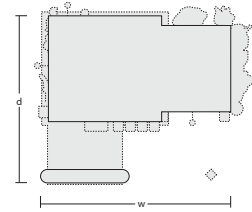


Buildings

Details, decals and colors may vary from photo.

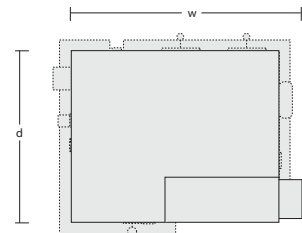
Sonny's Super Service

HO Scale PF5183
 6 5/32" w x 5 13/32" d x 2 5/8" h (15.6 cm x 13.7 cm x 6.66 cm)
 N Scale PF5203
 3 3/16" w x 2 7/8" d x 1 9/16" h (8.09 cm x 7.3 cm x 3.96 cm)



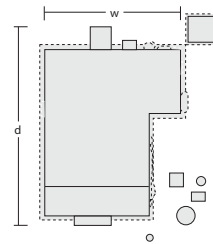
O'Leary Dairy Distribution

HO Scale PF5185
 6 3/8" w x 4 11/16" d x 4 1/2" h (16.1 cm x 11.9 cm x 11.4 cm)



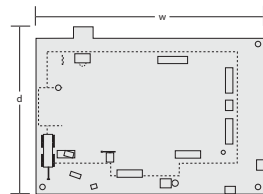
Country Cottage

HO Scale PF5186
 3 3/4" w x 5 7/16" d x 3" h (9.52 cm x 13.8 cm x 7.62 cm)
 N Scale PF5206
 2 1/32" w x 2 29/32" d x 1 7/16" h (5.15 cm x 7.38 cm x 3.65 cm)



Woodland Station

HO Scale PF5187
 7 1/2" w x 5 9/16" d x 4" h (19 cm x 14.1 cm x 10.1 cm)
 N Scale PF5207
 4 1/32" w x 2 15/16" d x 2 1/2" h (10.2 cm x 7.46 cm x 6.35 cm)



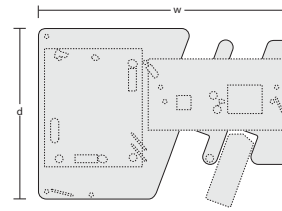
Details, decals and colors may vary from photo.

Ready for Just Plug.
 Lighting Included.

Buildings

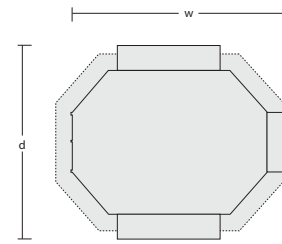
D's Diner

HO Scale PF5188
 7 3/4" w x 5 1/4" d x 3 15/16" h (19.6 cm x 13.3 cm x 10 cm)
 N Scale PF5208
 4 1/4" w x 2 29/32" d x 2 3/16" h (10.7 cm x 7.38 cm x 5.55 cm)



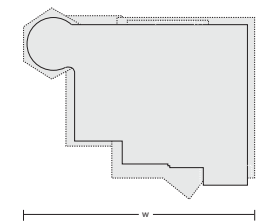
Public Pavilion

HO Scale PF5189
 6 5/16" w x 5 9/32" d x 4 1/4" h (16 cm x 13.4 cm x 10.7 cm)



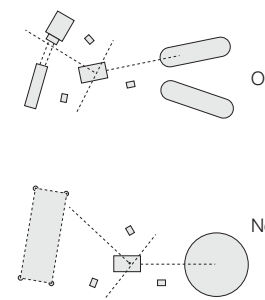
Rustic Barn

HO Scale PF5190
 7 13/16" w x 5 11/16" d x 5 1/4" h (19.8 cm x 14.4 cm x 13.3 cm)
 N Scale PF5211
 3 3/16" w x 4 1/4" d x 2 11/16" h (8.09 cm x 10.7 cm x 6.82 cm)



Windmills

HO Scale PF5192
 3 3/8" w x 2 3/16" d x 5 1/8" h (8.57 cm x 5.55 cm x 13 cm) - Old
 3 5/8" w x 1 3/4" d x 5 1/8" h (9.2 cm x 4.44 cm x 13 cm) - New
 N Scale PF5213
 2 3/16" w x 1 5/16" d x 2 3/4" h (5.55 cm x 3.33 cm x 6.98 cm) - Old
 2 1/2" w x 1" d x 2 3/4" h (6.35 cm x 2.54 cm x 6.98 cm) - New

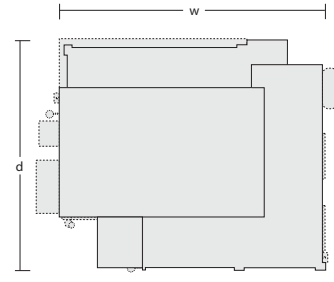


Buildings

Details, decals and colors may vary from photo.

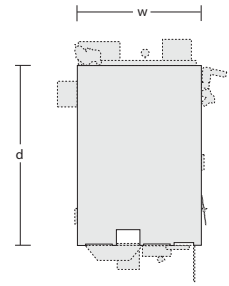
Sicken Tire Company

N Scale PF5204
 3 9/16" w x 3 1/8" d x 3 21/64" h (9.04 cm x 7.93 cm x 8.45 cm)



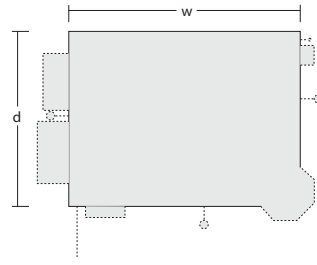
J.W. Cobbler

O Scale PF5892
 5 3/8" w x 7 7/8" d x 10 1/4" h (13.6 cm x 20 cm x 26 cm)



Davenport Department Store

N Scale PF5214
 2 3/4" w x 2 1/16" d x 3 3/4" h (6.98 cm x 5.23 cm x 9.52 cm)



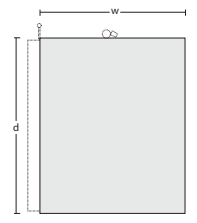
See HO scale Corner Department Store on page 112

Buildings

Details, decals and colors may vary from photo.

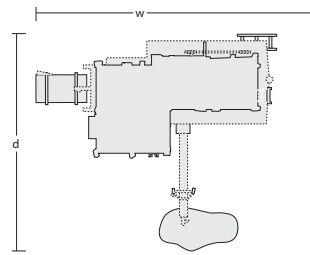
Deuce's Bike Shop

O Scale PF5895
 9" w x 10 7/8" d x 6 1/4" h (22.8 cm x 27.6 cm x 15.8 cm)



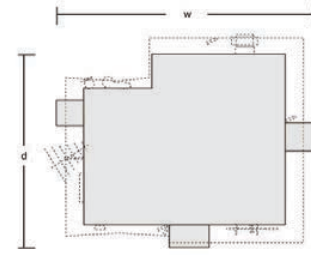
Buzz's Sawmill

HO Scale PF5195
 7 1/2" w x 5 7/8" d x 2 1/8" h (19 cm x 14.9 cm x 5.39 cm)



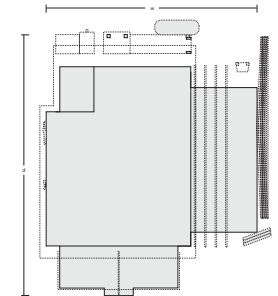
Corner Porch House

HO Scale PF5196
 5 5/8" w x 4 5/8" d x 5" h (14.2 cm x 11.7 cm x 12.7 cm)



Country Store Expansion

O Scale PF5894
 10" w x 12" d x 6 1/8" h (25.4 cm x 30.4 cm x 15.5 cm)



Buildings

Decals and colors may vary from photo. Some figures and vehicles not included.

Design Preservation Models (DPM) is a line of N, HO and O scale building kits and modular pieces for modelers who want to assemble realistic structures. These high quality, architecturally accurate models have been specifically researched and developed for the model railroading industry and represent the 19th and 20th centuries. DPM kits and modular pieces are easy to assemble and allow modelers total creative freedom to paint, weather and detail as they wish. Several types of DPM structures are available.

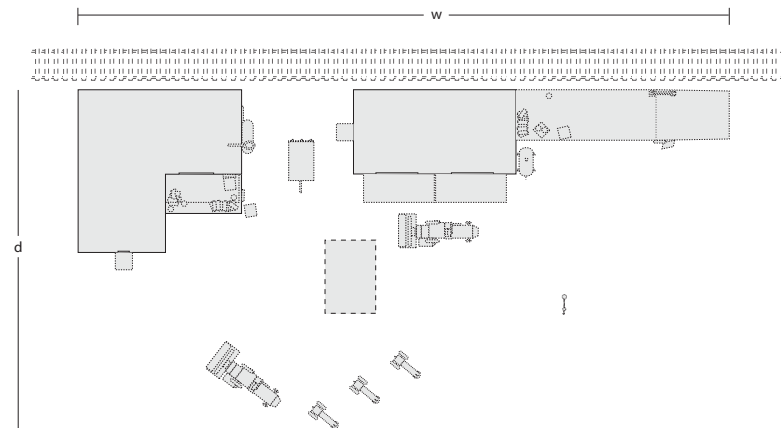
ONLINE VIDEOS

- Gold Kits** Themed building packages that include complete buildings, decals, signs and an abundance of details.
- Building Kits** Includes the walls, roof and window materials needed to build a complete structure. Select Building Kits feature the new positive-interlocking, prefinished edges along with details, decals and/or window treatments.
- Modular System** Unlimited building options with interchangeable wall sections that make it easy to design and build a structure of any size, shape and height.
- Designer Bulk Packs** Each features a unique architectural style with plans included for three specific buildings.

It's all about the details! DPM Gold Kit buildings create complete layout scenes. Each kit contains fully illustrated instructions, easy-to-assemble buildings made of injection molded styrene plastic, an abundance of details made of lead-free metal castings, Dry Transfer Decals, signs and/or window treatments. Look for the full-color packaging with the gold seal.



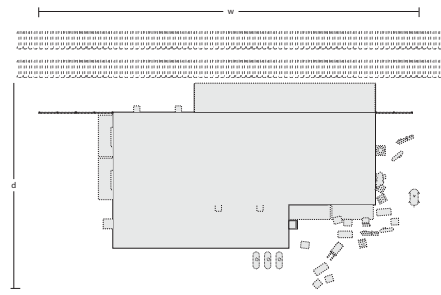
Olsen Feeds & Larsen's Implement
N Scale #66100
14 1/2" w x 7 9/16" d x 1 7/8" h (36.8 cm x 19.2 cm x 4.76 cm)



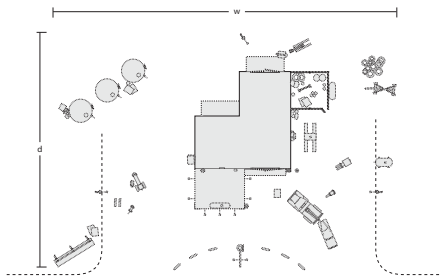
Buildings

Decals and colors may vary from photo. Some figures and vehicles not included.

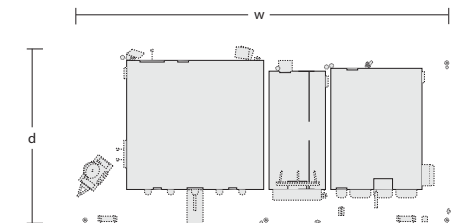
Woods Furniture Co.
N Scale #66000
14 3/16" w x 8" d x 5 7/8" h (36 cm x 20.3 cm x 14.9 cm)



Jerry Riggs Quick Service
N Scale #66200
13" w x 8 7/8" d x 2 1/4" h (33 cm x 22.5 cm x 5.71 cm)



Night Life
N Scale #66300
8 11/16" w x 4 1/16" d x 2 7/8" h (22 cm x 10.3 cm x 7.3 cm)

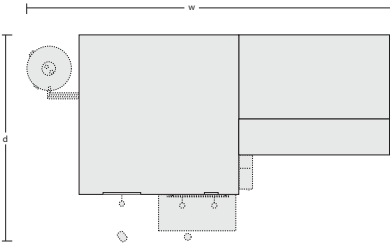


Buildings

Decals and colors may vary from photo. Some figures and vehicles not included.

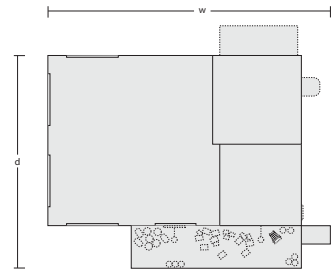
Drywell Inks

HO Scale #40100
 11 5/16" w x 5 13/16" d x 5 1/8" h
 (28.7 cm x 14.7 cm x 13 cm)



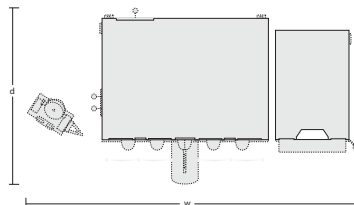
Whitewater Brewing

HO Scale #40200
 9 9/16" w x 7 3/16" d x 10" h
 (24.2 cm x 18.2 cm x 25.4 cm)



Entertainment District

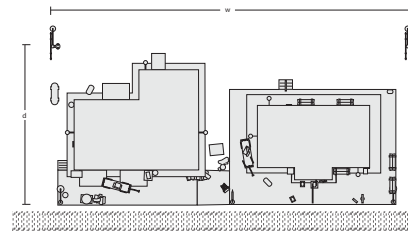
HO Scale #40300
 12 7/16" w x 6 9/16" d x 4 5/8" h
 (31.5 cm x 16.6 cm x 11.7 cm)



Decals and colors may vary from photo. Some figures and vehicles not included.

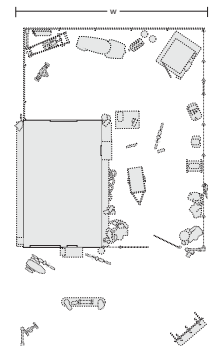
Coal River Passenger & Freight Depot

HO Scale #40500
 16 9/16" w x 7 7/16" d x 3 3/4" h
 (42 cm x 18.8 cm x 9.52 cm)



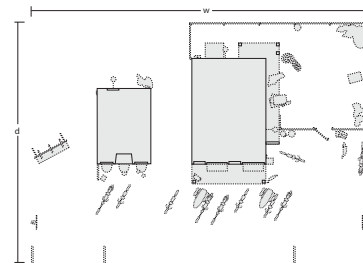
Harlee & Sons Cycle Shop

HO Scale #40600
 7 1/8" w x 12 1/2" d x 2 5/8" h
 (18 cm x 31.7 cm x 6.66 cm)



Popa Weelie's Saloon

HO Scale #40700
 12 1/2" w x 9" d x 4 7/32" h
 (31.7 cm x 22.8 cm x 10.7 cm)



Buildings

Decals and colors may vary from photo. Some figures and vehicles not included.

HO Scale #40100
 11 5/16" w x 5 13/16" d x 5 1/8" h
 (28.7 cm x 14.7 cm x 13 cm)



HO Scale #40200
 9 9/16" w x 7 3/16" d x 10" h
 (24.2 cm x 18.2 cm x 25.4 cm)



HO Scale #40300
 12 7/16" w x 6 9/16" d x 4 5/8" h
 (31.5 cm x 16.6 cm x 11.7 cm)



Buildings

Figures, vehicles, window shades, signs, decals, landscape and/or accessories not included.

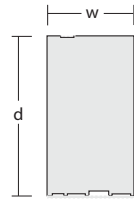
These kits offer a wide selection of easy-to-assemble buildings, finely detailed with authentic architectural components. Choose from a variety of building types, such as downtown storefronts, manufacturing plants, hotels, department stores and others. Kits include roof material, clear window material and illustrated instructions with painting and weathering tips. Walls are made of injection molded styrene plastic. Assemble with model glue or solvent-based plastic cement.

Decals not included. See pages 154-159 for decal options.



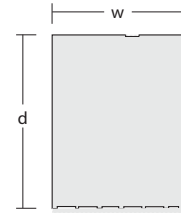
Bruce's Bakery

N Scale #50100
 1 5/8" w x 3" d x 3" h (4.12 cm x 7.62 cm x 7.62 cm)



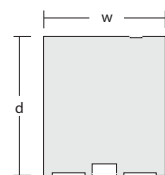
Hayes Hardware

N Scale #50200
 2 7/16" w x 3 1/4" d x 2 1/4" h (6.19 cm x 8.25 cm x 5.71 cm)



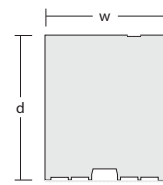
Otto's Parts

N Scale #50300
 2 5/8" w x 3" d x 2 1/2" h (6.66 cm x 7.62 cm x 6.35 cm)



Char's Soda Shoppe

N Scale #50400
 2 9/16" w x 3 1/8" d x 2 1/2" h (6.5 cm x 7.93 cm x 6.35 cm)



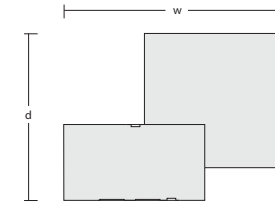
Buildings

Figures, vehicles, window shades, signs, decals, landscape and/or accessories not included.



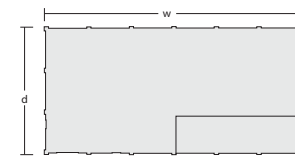
Goodnight Mattress Co.

N Scale #50500
 6 3/16" w x 4 21/32" d x 3 3/4" h (15.7 cm x 11.8 cm x 9.52 cm)



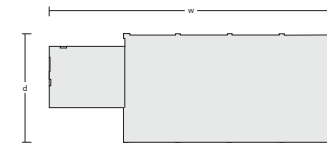
Gripp's Luggage Mfg.

N Scale #50600
 7 5/8" w x 3 3/4" d x 2 1/2" h (19.3 cm x 9.52 cm x 6.35 cm)



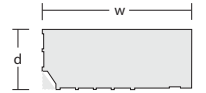
Trackside Transfer

N Scale #51000
 11 7/16" w x 4 5/16" d x 2 1/4" h (29 cm x 10.9 cm x 5.71 cm)



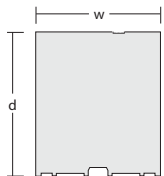
Corner Apothecary

N Scale #50700
 3 3/8" w x 1 3/8" d x 3" h (8.57 cm x 3.49 cm x 7.62 cm)



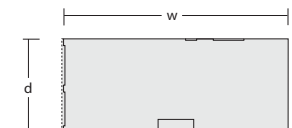
Crestone Credit Union

N Scale #50800
 2 13/16" w x 3 1/4" d x 2 1/2" h (7.14 cm x 8.25 cm x 6.35 cm)



Hilltowne Hotel

N Scale #50900
 5 1/16" w x 2 1/8" d x 4 5/8" h (12.8 cm x 5.39 cm x 11.7 cm)

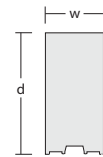


Buildings

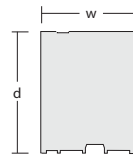
Figures, vehicles, window shades, signs, decals, landscape and/or accessories not included.



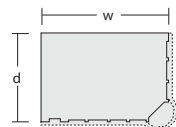
Cricket's Saloon
N Scale #51100
1 5/16" w x 2 3/4" d x 2 1/4" h
(3.33 cm x 6.98 cm x 5.71 cm)



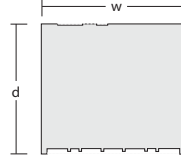
Roadkill Café
N Scale #51200
2 1/8" w x 2 3/4" d x 2 5/8" h
(5.39 cm x 6.98 cm x 6.66 cm)



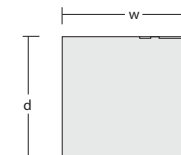
Corner Turret Building
N Scale #51300
2 7/8" w x 2" d x 3" h
(7.3 cm x 5.08 cm x 7.62 cm)



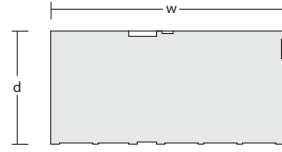
Erik's Emporium
N Scale #51400
3 1/4" w x 2 15/16" d x 2 5/8" h
(8.25 cm x 7.46 cm x 6.66 cm)



Reed Books
N Scale #51500
3 3/16" w x 2 15/16" d x 2 3/4" h
(8.09 cm x 7.46 cm x 6.98 cm)



Wilhelmi's Mercantile
N Scale #51600
5 1/4" w x 2 9/16" d x 3 3/4" h
(13.3 cm x 6.5 cm x 9.52 cm)

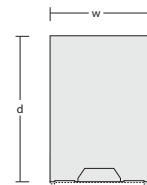


Figures, vehicles, window shades, signs, decals, landscape and/or accessories not included.

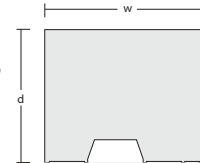
Buildings



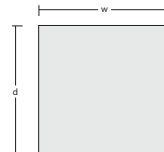
Kelly's Saloon
HO Scale #10100
2 3/4" w x 4 1/16" d x 4 7/8" h
(6.98 cm x 10.3 cm x 12.3 cm)



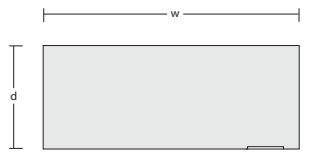
Robert's Dry Goods
HO Scale #10200
4 7/16" w x 3 11/16" d x 4 1/8" h
(11.2 cm x 9.36 cm x 10.4 cm)



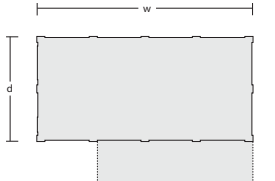
B. Moore Catalog/Showroom
HO Scale #10400
4 3/4" w x 4 3/4" d x 5" h
(12 cm x 12 cm x 12.7 cm)



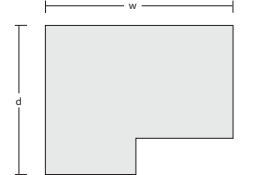
Cutting's Scissor Co.
HO Scale #10300
7 1/8" w x 2 7/8" d x 4 5/8" h
(18 cm x 7.3 cm x 11.7 cm)



Laube's Linen Mill
HO Scale #10600
6 11/16" w x 3 1/4" d x 4 1/4" h
(16.9 cm x 8.25 cm x 10.7 cm)



Freight Depot
HO Scale #10700
5 13/16" w x 4 5/8" d x 4 1/4" h
(14.7 cm x 11.7 cm x 10.7 cm)

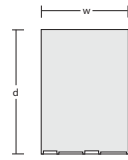


Buildings

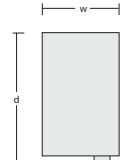
Figures, vehicles, window shades, signs, decals, landscape and/or accessories not included.



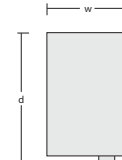
Skip's Chicken and Ribs
HO Scale #10500
2 3/4" w x 3 15/16" d x 4 3/8" h
(6.98 cm x 10 cm x 11.1 cm)



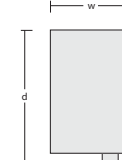
Townhouse #1
HO Scale #10900
2 7/16" w x 4 1/8" d x 4 3/4" h
(6.19 cm x 10.4 cm x 12 cm)



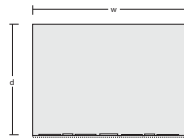
Townhouse #2
HO Scale #11000
2 7/16" w x 4 1/8" d x 4 13/16" h
(6.19 cm x 10.4 cm x 12.2 cm)



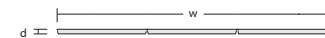
Townhouse #3
HO Scale #11100
2 7/16" w x 4 1/8" d x 4 5/8" h
(6.19 cm x 10.4 cm x 11.7 cm)



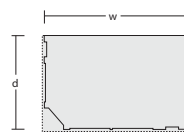
Goodfellows Hall
HO Scale #10800
6 3/16" w x 4 1/2" d x 4 5/8" h
(15.7 cm x 11.4 cm x 11.7 cm)



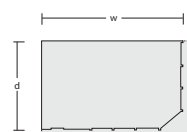
Three Townhouse Flats (Fronts Only)
HO Scale #11400
2 7/16" w x 5 1/16" d x 4 3/4" h each
(6.19 cm x 0.79 cm x 12 cm each)



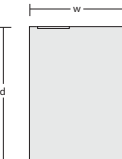
Carol's Corner Café
HO Scale #11300
4 1/4" w x 2 3/4" d x 4 1/8" h (10.7 cm x 6.98 cm x 10.4 cm)



The Other Corner Café
HO Scale #11500
4 3/4" w x 3" d x 4 1/2" h (12 cm x 7.62 cm x 11.4 cm)



1st National Bank
HO Scale #11800
3" w x 4 3/8" d x 5 1/2" h
(7.62 cm x 11.1 cm x 13.9 cm)

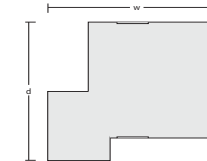


Figures, vehicles, window shades, signs, decals, landscape and/or accessories not included.

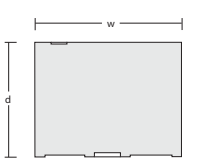
Buildings



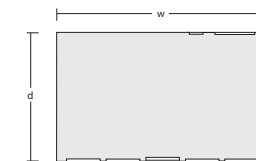
City Cab Co.
HO Scale #11200
6 3/32" w x 5 3/4" d x 3 1/2" h
(15.4 cm x 14.6 cm x 8.89 cm)



Carr's Parts
HO Scale #11600
4 5/8" w x 3 5/8" d x 4 1/2" h
(11.7 cm x 9.2 cm x 11.4 cm)



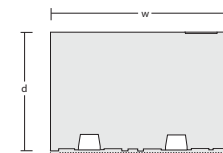
JC Nickels
HO Scale #11700
6 3/4" w x 4 1/16" d x 4" h
(17.1 cm x 10.3 cm x 10.1 cm)



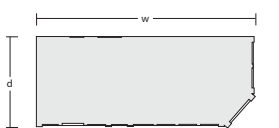
M.T. Arms Hotel
HO Scale #11900
7 15/16" w x 2 3/4" d x 6" h
(20.1 cm x 6.98 cm x 15.2 cm)



Front Street Building
HO Scale #12000
5 3/4" w x 3 3/4" d x 4" h
(14.6 cm x 9.52 cm x 10.1 cm)




Seymour Block
HO Scale #12100
6 15/16" w x 2 7/8" d x 4" h
(17.6 cm x 7.3 cm x 10.1 cm)

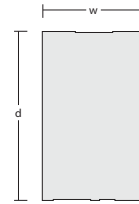


Buildings

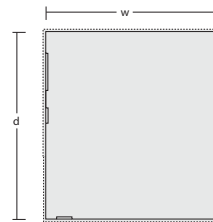
Figures, vehicles, window shades, signs, decals, landscape and/or accessories not included.



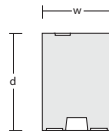
Schultz's Garage
HO Scale #20100
2 7/8" w x 4 13/16" d x 2 3/4" h
(7.3 cm x 12.2 cm x 6.98 cm)



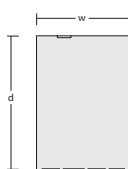
C. Smith Packing House
HO Scale #20300
4 7/8" w x 5 7/16" d x 3 3/4" h
(12.3 cm x 13.8 cm x 9.52 cm)



Pam's Pet Shop
HO Scale #20200
2" w x 2 13/16" d x 4 1/8" h
(5.08 cm x 7.14 cm x 10.4 cm)

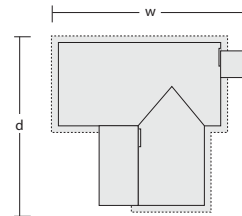


Walker Building
HO Scale #20400
3 1/16" w x 4 3/8" d x 6" h
(7.77 cm x 11.1 cm x 15.2 cm)



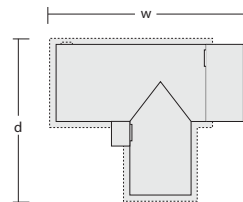
Victorian Cottage
HO Scale #20500
3 3/4" w x 3 7/8" d x 2 7/8" h
(9.52 cm x 8.73 cm x 7.3 cm)

NEW



Humble Home
HO Scale #20600
4 1/8" w x 3 7/16" d x 2 3/4" h
(10.4 cm x 8.73 cm x 6.98 cm)

NEW



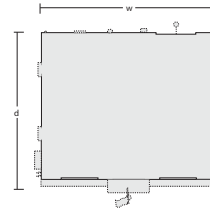
Decals and colors may vary from photo.

Buildings


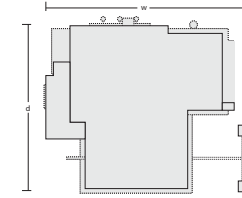
DPM Select Building Kits are unique works of art infused with period-authentic, detailed realism. The injection molded styrene plastic building pieces feature state-of-the-art, positive-interlocking, prefinished edges for a quicker, more accurate assembly. Based on building style, kits include Dry Transfer Decals, signs and/or window treatments. Assemble using model glue or solvent-based plastic cement.



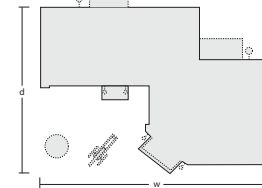
Fire Station № 3
HO Scale #12400
6 21/32" w x 5 7/8" d x 8 3/4" h
(16.9 cm x 14.9 cm x 22.2 cm)



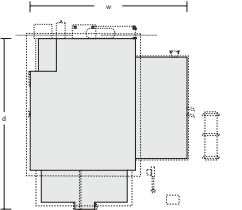
Live Wire Manufacturing
HO Scale #12600
8 7/16" w x 6 27/32" d x 8 1/2" h
(21.4 cm x 17.3 cm x 21.5 cm)



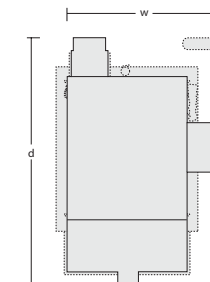
County Courthouse
HO Scale #12500
8 3/8" w x 5 15/16" d x 4 3/8" h
(21.2 cm x 15 cm x 11.1 cm)



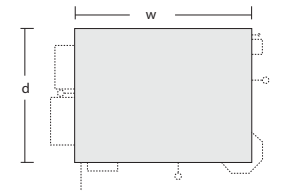
Woody's Country Mart
HO Scale #12900
7 1/8" w x 6 13/16" d x 3 1/8" h
(18 cm x 17.3 cm x 7.93 cm)



Our House
HO Scale #12700
4 1/4" w x 7 1/8" d x 5 1/2" h
(10.7 cm x 18 cm x 13.9 cm)



Corner Department Store
HO Scale #12800
5 1/8" w x 3 7/8" d x 6 15/16" h
(13 cm x 9.84 cm x 17.6 cm)



Buildings

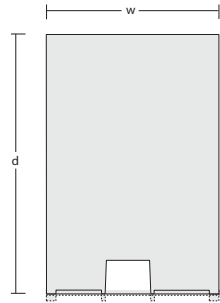
Figures, vehicles, window shades, signs, decals, landscape and/or accessories not included.

These three beautiful and easy-to-assemble building kits are individually hand cast in high quality casting resin with architectural details molded in place. Roof material, clear window material and complete instructions are included. Assemble with super glue.

Decals not included. See pages 154-159 for decal options.

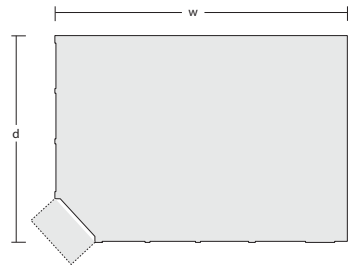
Birdie's Tavern

O Scale #80100
4 1/2" w x 6 3/4" d x 7" h (11.4 cm x 17.1 cm x 17.7 cm)



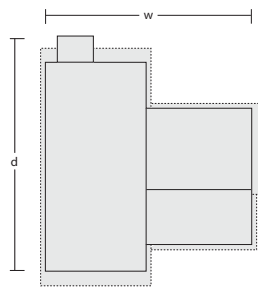
Kirsten's Corner Café

O Scale #80200
7 5/8" w x 5 3/8" d x 6 3/4" h (19.3 cm x 13.6 cm x 17.1 cm)



Aunt Eleanor's House

O Scale #80300
5 3/8" w x 5 7/16" d x 5 1/4" h (13.6 cm x 13.8 cm x 13.3 cm)



Buildings



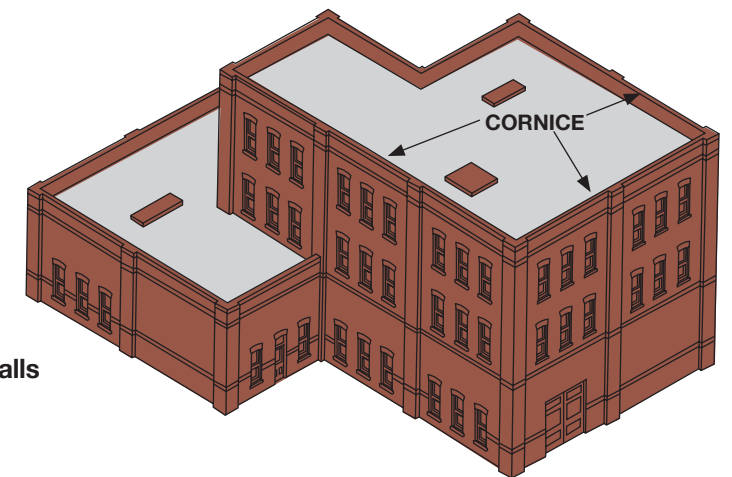
DPM Modular System

Unlimited building options. Interchangeable, injection molded styrene plastic wall sections make it easy to design and construct buildings of any size, shape or height.

Build as many stories as you need:

- **One-story building** – use street or dock level wall sections and cornice
- **Two-story building** – use street or dock level wall sections, top with one-story wall sections and cornice
- **Three-story building** – use street or dock level wall sections, top with two-story wall sections and cornice
- **More stories** – add additional wall sections to create as many stories as desired

Easy To Assemble



Wall Sections Make Walls
Walls Make Buildings


Packages include pilasters, door, windows and clear window material where needed. All sections are the same color. Assemble with model glue or solvent-based plastic cement.

Planning Packets

Preplan buildings with three-dimensional paper mock-ups. The Planning Packet contains full-sized drawings of wall sections. To use, make photocopies of drawings, cut out wall section pieces and arrange into paper walls. Tape walls on cardboard. Cut out cardboard and tape walls together. Modify mock-up until satisfied, then purchase the required wall sections to construct your building.

The Planning Packet is available for purchase or as a Free Download at woodlandscenics.com.

- N Scale Planning Packet** 60191
- HO Scale Planning Packet** 30191
- O Scale Planning Packet** 90191



Buildings



Modular System

O Scale Modular Pieces

Street/Dock Level Wall Section

4 1/8" w x 3 1/16" h (10.4 cm x 7.77 cm) (2 per pkg)



Arched Entry 90101, Rectangular Entry 90104, Freight Door 90107

One-Story Wall Sections

4 1/8" w x 3 1/16" h (10.4 cm x 7.77 cm) (2 per pkg)



Arched Window 90102, Blank Wall 90103, Rectangular Window 90105, Double Rectangular Window 90106

Dock Level Wall Sections

4 1/8" w x 1 1/4" h (10.4 cm x 3.17 cm) (4 per pkg)



Dock Riser Wall 90108

Cornice

4 1/8" w x 1/2" h (10.4 cm x 1.27 cm) (8 per pkg)



Cornice 90109

Buildings

N Scale Modular Pieces

One-Story Wall Sections

3 3/8" w x 15/16" h (8.57 cm x 2.38 cm) (3 per pkg)



Blank Wall 60111, Window 60112

Street Level Wall Sections

3 3/8" w x 1 13/32" (8.57 cm x 3.57 cm) (3 per pkg)



Window 60103, Freight Door 60106

Street/Dock Level Wall Sections

3 3/8" w x 1 13/32" h (8.57 cm x 3.57 cm) (3 per pkg)



Blank Wall 60101, Entry Door 60104

Two-Story Wall Sections

3 3/8" w x 1 15/16" h (8.57 cm x 4.92 cm) (3 per pkg)



Blank Wall 60121, 12 Windows 60122



6 Windows 60123

Dock Level Wall Sections

3 3/8" w x 1 13/32" h (8.57 cm x 3.57 cm) (3 per pkg)



Window 60102, Freight Door 60105



Riser Wall 60131 3 3/8" w x 3/8" h (8.57 cm x 9.52 mm) (6 per pkg)

Cornice

3 3/8" w x 1/4" h (8.57 cm x 6.35 mm) (9 per pkg)



Cornice 60132

HO Scale Modular Pieces

Street Level Wall Sections

2 11/16" w x 2 11/16" h (6.82 cm x 6.82 cm) (4 per pkg)



Arched Entry 30101, Rectangular Entry 30131, Rectangular Window 30134



Victorian Entry 30141, Victorian Window 30142, 20th Century Entry 30161



20th Century Window 30162, Steel Sash Entry 30171, Freight Door 30102



Overhead Door 30132, Open Arch 30107, Blank Wall 30104

Dock Level Wall Section

2 11/16" w x 2 11/16" h (6.82 cm x 6.82 cm) (4 per pkg)



Arched Entry 30105, Arched Window 30103, Rectangular Entry 30136



Rectangular Window 30133, Victorian Window 30143, 20th Century Window 30163



Steel Sash Entry 30172, Steel Sash Window 30173, Freight Door 30106



Overhead Door 30135, Blank Wall 30104, Dock Riser Wall 30115 2 3/4" w x 9/16" h (6.98 cm x 1.42 cm) (8 per pkg)

One-Story Wall Sections

2 11/16" w x 1 7/8" h (6.82 cm x 4.76 cm) (4 per pkg)



Arched Window 30112, Rectangular Window 30130, Victorian Window 30147




20th Century Window 30167, Steel Sash Window 30175, Blank Wall 30113

Two-Story Wall Sections

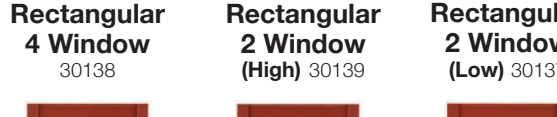
2 11/16" w x 3 11/16" h (6.82 cm x 9.36 cm) (4 per pkg)



Arched 4 Window 30108, Arched 2 Window (High) 30109, Arched 2 Window (Low) 30110



Rectangular 4 Window 30138, Rectangular 2 Window (High) 30139, Rectangular 2 Window (Low) 30137



Victorian Window 30144, 20th Century Window 30164, Steel Sash Window 30174



Blank Wall 30111

Powerhouse

2 11/16" w x 7 3/8" h (6.82 cm x 18.7 cm) (2 sets per pkg)



Cornice

2 11/16" w x 3/8" h (6.82 cm x 0.95 cm) (8 per pkg)



Cornice Fancy 30114, Cornice Plain 30117

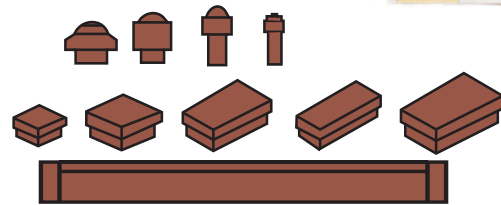
Powerhouse Window 30118

Buildings

Roof and Trim Kit 30190

Add detail and realism to any building. Kit includes two sheets of styrene plastic roof material 6" x 8 1/2" (15.2 cm x 21.5 cm) ea, two styrene plastic inside corner strips, brick parapet wall trim and an assortment of plastic vents and hatches.

- Assorted Roof Vents (8 total)
- Assorted Hatches (5 total)
- Parapet Wall Trim (9 pcs - 5 1/2"/13.9 cm ea)



HO Scale Modular Learning Kit 36000

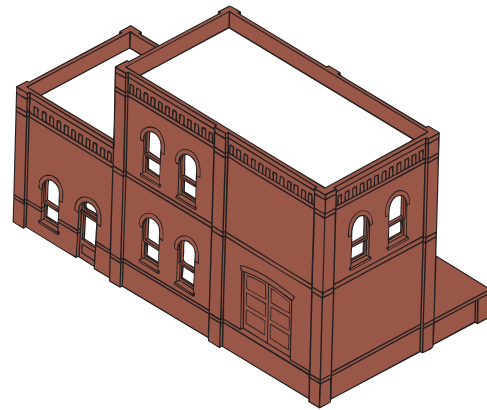
Learn the skills needed to build any DPM modular building. This fun and easy Learning Kit includes the planning packet, complete instructions and everything necessary to construct a finely detailed building. Use completed building in a variety of ways on your HO layout. Dry Transfer Decals, roof and clear window materials included.

5 3/4" w x 3" d x 3" h (14.6 cm x 7.62 cm x 7.62 cm)

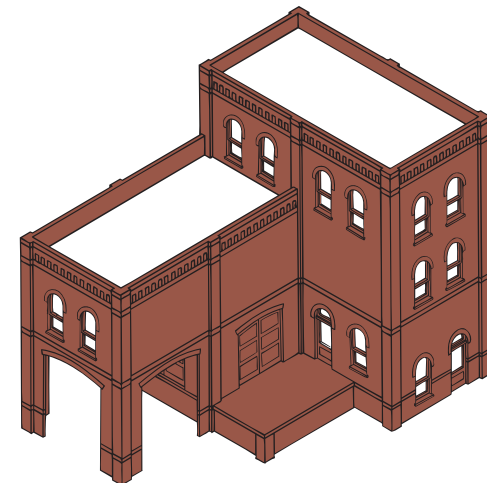


HO Scale Modular Option Packs

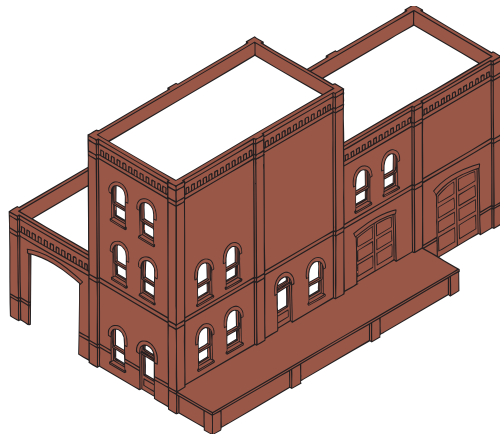
Each pack contains a variety of wall section quantities, styles and suggested building options. Add to these kits from your dealer's stock of Modular System parts to build an even larger structure!



3-in-1 Modular Kit 35100 113 pieces
approx. 8 1/2" w x 6" d x 5" h (21.5 cm x 15.2 cm x 12.7 cm)



4-in-1 Modular Kit 35200 152 pieces
approx. 7 1/2" w x 8 1/2" d x 7" h (19 cm x 21.5 cm x 17.7 cm)




4-in-1 Modular Kit 35300 178 pieces
approx. 11 1/2" w x 8 1/2" d x 7" h (29.2 cm x 21.5 cm x 17.7 cm)

Figures and vehicles not included.

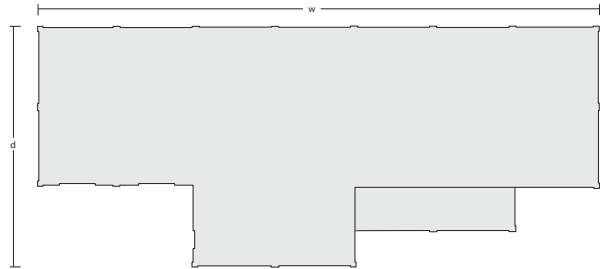
Buildings

Figures, vehicles, window shades, signs, decals, landscape and/or accessories not included.

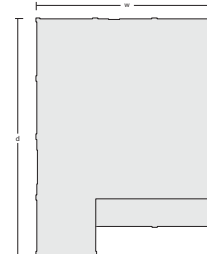
Construct these three Modular Building Kits into highly detailed industrial buildings as illustrated, or customize by expanding their design with additional DPM modular parts. Easy to build, these kits include injection molded styrene plastic modular parts, roof material, clear window materials and complete instructions. Assemble with model glue or solvent-based plastic cement.



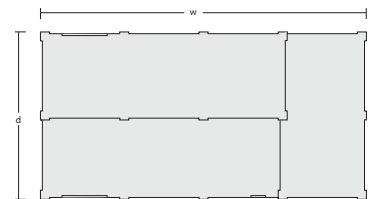
Fedups Freight Co.
HO Scale #35400
19 1/2" w x 8 3/8" d x 6 3/4" h
(49.5 cm x 21.2 cm x 17.1 cm)



Tera Surplus Window Warehouse
HO Scale #35500
8 3/8" w x 11 1/4" d x 12 1/2" h
(21.2 cm x 28.5 cm x 31.7 cm)



Powerhouse
HO Scale #35600
11 5/16" w x 5 13/16" d x 10 1/2" h
(28.7 cm x 14.7 cm x 26.6 cm)



Buildings

Figures, vehicles, window shades, signs, decals, landscape and/or accessories not included.

Each Designer Bulk Pack features a different architectural style with plans to build three specific structures. Pack includes everything needed to build one of the three designs. Includes injection molded plastic styrene modular parts, roof material, clear window material, complete instructions, plus painting and weathering tips. You can expand any of the three building designs by adding additional wall sections (HO Scale Modular Pieces on page 137), or use the Packs as an economical way to purchase modular parts for your own designs. You'll save money by purchasing the packs rather than buying the same wall sections separately. Assemble using model glue or solvent-based plastic cement.

Build paper mock-ups with the Planning Packet included in the Designer Bulk Packs and design the exact structure you want. By combining different modular elements of the Designer Bulk Packs and the more than 40 available interchangeable wall sections, you can build any size or shape structure. The possibilities are virtually limitless.



Victorian Style Storefront Building #36300 (HO)

Victorian Style Storefront Buildings characterize the ornate style of the 19th century. Retail stores commonly occupy the street level, while the upper floors function as offices, showrooms and department stores.



8 9/16" w x 8 9/16" d x 8 5/8" h
(21.7 cm x 21.7 cm x 21.9 cm)

11 5/16" w x 5 13/16" d x 8 5/8" h
(28.7 cm x 14.7 cm x 21.9 cm)

11 5/16" w x 5 13/16" d x 6 3/4" h
(28.7 cm x 14.7 cm x 17.1 cm)

Twentieth Century Storefront Building #36400 (HO)

Twentieth Century Storefront Buildings enhance the marketplace with dignified style. The upper floors accommodate offices, showrooms and financial institutions, while large display windows at street level attract customers to the retail activity within.



11 5/16" w x 5 13/16" d x 8 5/8" h
(28.7 cm x 14.7 cm x 21.9 cm)

8 9/16" w x 5 13/16" d x 10 1/2" h
(21.7 cm x 14.7 cm x 26.6 cm)

8 9/16" w x 5 13/16" d x 10 1/2" h
(21.7 cm x 14.7 cm x 26.6 cm)

Buildings

Figures, vehicles, window shades, signs, decals, landscape and/or accessories not included.

Arched Window Industrial Building #36100 (HO)

Designed for urban factory, warehouse or institutional usage, the Arched Window Industrial Buildings feature classic architectural lines that fit well with any skyline.



11 5/16" w x 8 9/16" d x 6 3/4" h
(28.7 cm x 21.7 cm x 17.1 cm)

14 1/16" w x 5 3/16" d x 6 3/4" h
(35.7 cm x 13.1 cm x 17.1 cm)

11 5/16" w x 8 9/16" d x 6 3/4" h
(28.7 cm x 21.7 cm x 17.1 cm)

Rectangular Window Industrial Building #36200 (HO)

Rectangular Window Industrial Buildings premiered in the late 1800s. Popular as factories, warehouses and institutional buildings, they maintain their profiles in cities and towns today.



14 11/16" w x 3 1/16" d x 6 3/4" h
(37.3 cm x 7.77 cm x 17.1 cm)

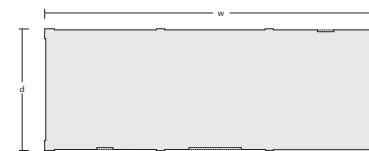
8 9/16" w x 8 9/16" d x 8 5/8" h
(21.7 cm x 21.7 cm x 21.9 cm)

11 5/16" w x 5 13/16" d x 6 3/4" h
(28.7 cm x 14.7 cm x 17.1 cm)

Add authenticity and realism to your layout with these highly detailed, easy-to-assemble O scale building kits. Modular parts are made of injection molded styrene plastic and kits include roof, clear window material and complete instructions. Assemble with model glue or solvent-based plastic cement.

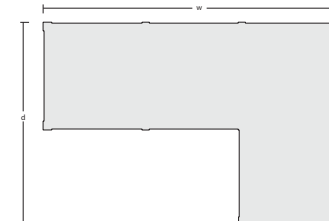
Heier Kite Co.

O Scale #95100
12 7/8" w x 4 5/8" d x 6 1/2" h (32.7 cm x 11.7 cm x 16.5 cm)



Konrad Paint Co.

O Scale #95100
12 7/8" w x 8 3/4" d x 6 1/2" h (32.7 cm x 22.2 cm x 16.5 cm)



Buildings



Building Sets

Building sets offer great value, providing everything needed to construct buildings for a town, city or industrial scene. Each building set contains a collection of kits to build architecturally accurate DPM Landmark Structures. Sets include highly detailed, lead-free metal accessories and Dry Transfer Decals. These buildings are easy to assemble and customize with paint, weathering or additional details.

Town & Factory Building Set™ S1485



- Complements Scenic Ridge Layout Kit or adapts to any N scale layout
- Includes 13 architecturally realistic Landmark Structures Building Kits
- More than 70 detailed accessories
- 60 Dry Transfer Decals
- Instructions and sample street plan included




Buildings

City & Industry Building Set™ S1486



- Complements Grand Valley layout or adapts to any HO scale layout
- Includes 15 architecturally realistic Landmark Structures Building Kits
- More than 160 detailed accessories
- 130 Dry Transfer Decals
- Instructions and sample street plan included



River Pass™ Building Kits S1487



- Complements River Pass layout or adapts to any HO scale layout
- Includes 15 architecturally realistic Landmark Structures Building Kits
- More than 200 detailed accessories
- 110 Dry Transfer Decals
- Instructions and sample street plan included



Buildings

Scenic Details®

Scenic Details kits are finely crafted and economical HO scale reproductions. Use the highly detailed, lead-free metal castings everywhere on your layout. Attach to layout with Scenic Accents Glue or Scenic Glue. Some kits include Dry Transfer Decals. Painting with Mini-Scene Paint Set (M125), page 146, is recommended.

Clean metal castings and assemble pieces according to easy-to-follow diagrams and instructions. We recommend using super glue or two-part epoxy.



Smokehouse
D213 (10 pcs)
2 1/2" diameter x 1 3/8" tall (6.35 cm x 3.49 cm)



3 Outhouses and Man
D214 (11 pcs)
2 1/2" diameter x 1 3/8" tall (6.35 cm x 3.49 cm)



Chicken Coop
D215 (19 pcs)
2 1/2" diameter x 1" tall (6.35 cm x 2.54 cm)



Tool Shed
D216 (10 pcs)
2 1/2" diameter x 2 1/2" tall (6.35 cm x 6.35 cm)



Ice House
D219 (10 pcs)
2 3/8" long x 2 1/2" tall (6.03 cm x 6.35 cm)



Daniels Outfitters
D220 (10 pcs)
2 1/4" long x 2 5/8" tall (5.71 cm x 6.66 cm)



Pharmacy
D221 (17 pcs)
3 1/4" long x 3 3/4" tall (8.25 cm x 9.52 cm)



Gazebo
D236 (6 pcs)
1 1/4" w x 1 13/16" d x 2 1/4" h (3.17 x 4.6 x 5.71 cm)



Gas Station
D223 (17 pcs)
4" diameter x 2 7/8" tall (10.1 cm x 7.3 cm)



Doctor's Office & Shoe Repair
D224 (16 pcs)
3" long x 2 1/8" tall (7.62 cm x 5.39 cm)



Ticket Office
D222 (9 pcs)
2 1/4" long x 2 1/2" tall (5.71 cm x 6.35 cm)



Rocky's Tavern
D238 (15 pcs)
3 1/8" long x 2 1/4" tall (7.93 cm x 5.71 cm)



Flag Depot
D239 (17 pcs)
4 1/4" long x 2" tall (10.7 cm x 5.08 cm)



Tucker Bros. Machine Shop
D240 (17 pcs)
3 3/8" long x 2 3/8" tall (8.57 cm x 6.03 cm)

Scene measurements are approximate.

Scene Kits

Mini-Scene® Kits

Delightful HO scale Mini-Scenes add humor and realism to any layout, or they stand alone and tell their story! Kits include lead-free metal castings and landscape materials. Assemble and finish with Pewter Patina Finish (M126), page 146, or Mini-Scene Paint Set (M125), page 146. We recommend using super glue or two-part epoxy for assembly. All scenes designed to fit in Glass Display Dome and Base (M127), page 146.



Abandoned Log Cabin
M101 (10 pcs)



Moonshine Still
M102 (13 pcs)



The Windmill
M103 (13 pcs)



The Hunter
M104 (25 pcs)



The Sign Painter
M105 (14 pcs)



The Tack Shed
M106 (10 pcs)



Tommy's Treehouse
M107 (13 pcs)



Outhouse Mischief
M108 (12 pcs)



Ernie's Fruit Stand
M109 (14 pcs)



Saturday Night Bath
M110 (18 pcs)



Floyd's Barber Shop
M111 (21 pcs)



Tractor Pit Stop
M112 (21 pcs)

Scene Kits

Mini-Scene Paint Set

M125

- Use to paint metal details
- Includes 12 assorted colors: red, yellow, blue, black, gray, white, cream, tan, rust, yellow ocher, brown, dark brown
- Non-toxic, non-flammable and water-soluble. Use with Trackside Scenes, Complete Scenes and Scenic Details.

0.135 fl oz (3.99 mL) ea



Pewter Patina Finish

M126

- Creates a quality pewter finish
- Easily applied by brushing on and wiping off high spots
- Finish is non-toxic, non-flammable and water-soluble

0.625 fl oz (18.4 mL)



Glass Display Dome and Base

M127

- For the ultimate display and protection
- 3" diameter x 4 3/4" high (7.62 cm x 12 cm) glass display dome
- Plastic base is 1/2" (1.27 cm) high



Complete Scenes™

Each HO scale kit contains the highly detailed, lead-free metal castings, details and landscape materials necessary to assemble the scene. Paint with Mini-Scene Paint Set (M125), page 146. We recommend using super glue or two-part epoxy to assemble.



Smiley's Tow Service S130

Loaded with more than 60 lead-free metal details and 7 tree armatures. Includes the various varieties of Foliage and Turf needed to make a charming shade-tree mechanic or junkyard scene.

7" x 9" (17.7 cm x 22.8 cm) scene / 88 pcs



Maple Leaf Cemetery S131

Every town has one tucked away in the old part of town or next to the neighborhood church. Kit includes 30 tombstones, lead-free metal details and various types and colors of Foliage and Turf.

8 1/2" x 11 1/2" (21.5 cm x 29.2 cm) scene / 54 pcs



Memorial Park S132

Complement your layout with a place to gather on warm summer evenings. Kit includes more than 30 lead-free metal details, 9 tree armatures, a variety of Foliage, Turf, fence and shed materials.

8" x 14" (20.3 cm x 35.5 cm) scene / 47 pcs

Trackside Scenes™

Each HO Trackside Scene includes more than 70 highly detailed, lead-free metal castings. Kits contain the details and landscape materials necessary to model a complete scene. Paint with Mini-Scene Paint Set (M125), page 146. Assemble with super glue or two-part epoxy.

Possum Hollow

TS151

An abandoned caboose has been converted to a backwoods home. The piles of accumulated junk add to this whimsical scene.

9" x 8" (22.8 cm x 20.3 cm) scene / 89 pcs




Caboose & Sand Facility

TS152

This is a common sight found around railroad yards. The sand tower supplies the locomotives' needs while the storage shed keeps the caboose well stocked.

9" x 8" (22.8 cm x 20.3 cm) scene / 77 pcs



Otis Coal Company

TS153

Private coal companies were found along spur lines throughout the United States. Such facilities served as the link between the long coal trains and the consumer.

18" x 8" (45.7 cm x 20.3 cm) scene / 89 pcs



Tie & Plank Mill

TS154

This small, steam-powered sawmill and dipping shed converted raw timber into ties and planks to supply the needs of local rail lines.

18" x 8" (45.7 cm x 20.3 cm) scene / 80 pcs



Scene Kits

Layout Kits

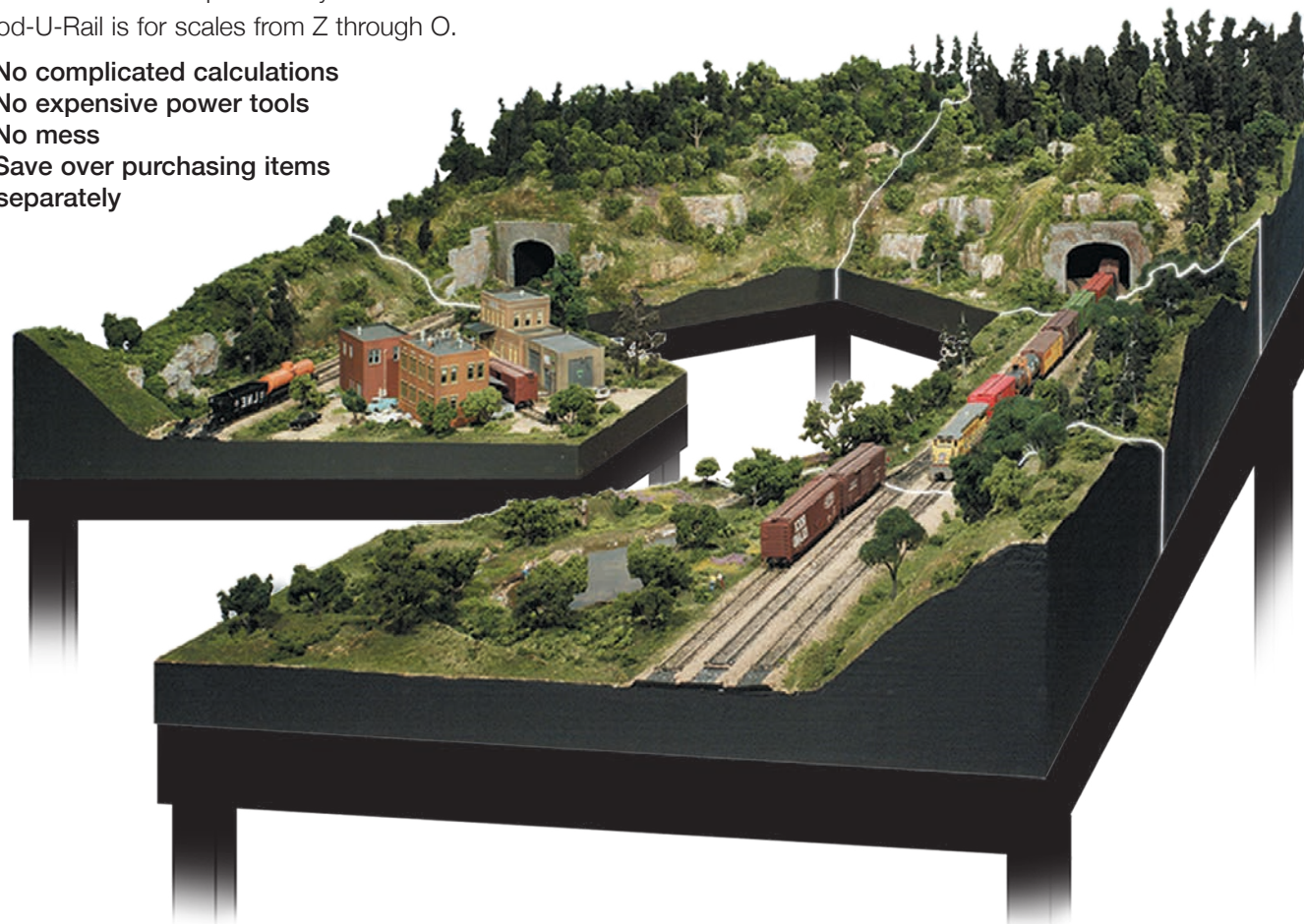
Mod-U-Rail® System

Use the Mod-U-Rail System to design, build and landscape a layout customized to your specific space requirements. It is the easy, lightweight and durable alternative to traditional benchwork and includes the landscape scenery materials.

Mod-U-Rail is for scales from Z through O.

- No complicated calculations
- No expensive power tools
- No mess
- Save over purchasing items separately

ONLINE VIDEOS

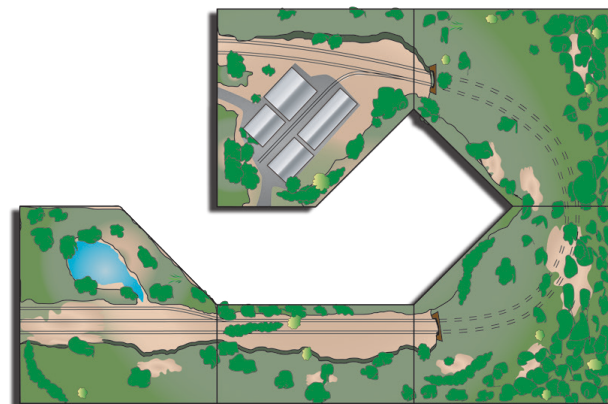


Design—Design your layout with an endless number of configurations, possibilities, track patterns and techniques.

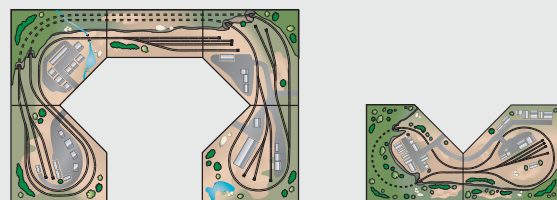
Build—Simply construct modules for the layout base with the SubTerrain Lightweight Layout System components. Bolt modules together in the customized, prearranged plan you designed.

Landscape—Each module kit includes Woodland Scenics realistic and high quality scenery materials. Bring your layout to life with a variety of pigments, Turfs, Foliages, Talus, Ballast, rocks and more!

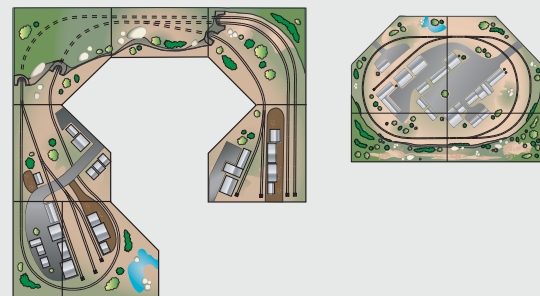
FREE Module Kit—Purchase any five Straight and/or Corner Module Kits to receive a Free Straight Module Kit (ST4801).



N Scale track plans included in Straight Module Kit



HO Scale track plans included in Corner Module Kit



Straight Module Kit ST4801

Kit includes the materials needed to build and landscape a module 18" (45.7 cm) deep x 36" (91.4 cm) long. Assemble and bolt together end-to-end or side-to-side with the included connector plates and hardware. Save over purchasing items separately.
18" x 36" (45.7 cm x 91.4 cm) module



Track not included.

Corner Module Kit ST4802

Kit includes the materials needed to build and landscape a module 36" (91.4 cm) deep x 36" (91.4 cm) long. Assemble and bolt together end-to-end or side-to-side with the included connector plates and hardware. Save over purchasing items separately.
36" x 36" (91.4 cm x 91.4 cm) Build as corner or square module



Track not included.

Mod-U-Rail Kit Stands

Premeasured, precut and predrilled, these wood stands form fit your layout modules. They are lightweight, durable, sturdy and easy to assemble. All the necessary hardware is included. Each stand is 35 1/2" tall with adjustable feet to simplify leveling. Bolt stands in any configuration to match your custom layout design, and paint if desired.



Straight Module Kit Stand ST4790
18" x 36" x 35 1/2" - 22 lbs (9.97 kg)
(45.7 cm x 91.4 cm x 90.1 cm)



Corner Module Kit Stand ST4791
36" x 36" x 35 1/2" - 27 lbs (12.2 kg)
(91.4 cm x 91.4 cm x 90.1 cm)



Square Module Kit Stand ST4792
36" x 36" x 35 1/2" - 26 lbs (11.7 kg)
(91.4 cm x 91.4 cm x 90.1 cm)



Connector Plate Set ST4780

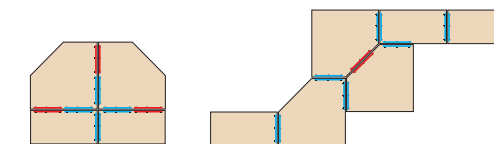
- Developed to accommodate any Mod-U-Rail layout possibility or expansion
- Bolt individual modules end-to-end and/or side-to-side

4/pkg

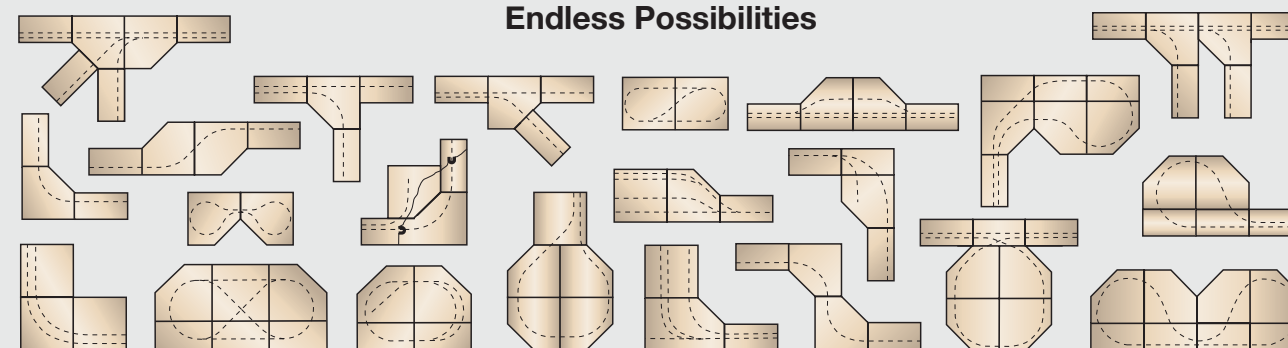


— Each module kit includes two connector plates with hardware for bolting end-to-end.

— The Connector Plate Set gives you additional connectors for unlimited possibilities in your layout design.



Endless Possibilities



Layout Kits

Scenic Ridge® Kits

Build a complete N scale layout with three easy-to-assemble kits designed to work together or separately. Kits include detailed plans and instructions. Use Scenic Ridge as a complete layout, expand or attach to an existing layout.



N Scale
3' x 6' (91.4 cm x 182 cm)



Scenic Ridge Layout Kit

ST1482

- Includes the SubTerrain, Terrain and Landscape materials needed to build a 3' x 6' (91.4 cm x 182 cm) layout
- Risers and Inclines/Declines elevate track and roadways
- Profile Boards form perimeter
- Build terrain contours with paper wads
- Cover with Plaster Cloth to form a hard shell
- Install rocks and Tunnel Portals
- Add roads and landscape with a variety of scenery materials
- Paint layout profile and add finishing details
- Track plan preprinted on base

Train and vehicles not included. Track and buildings sold separately.

Town & Factory Building Set™

S1485

- Includes 13 architecturally realistic Landmark Structures Building Kits
- More than 100 building details
- More than 60 colorful Dry Transfer Decals
- Instructions and sample street plan included
- Complements Scenic Ridge Layout Kit or use with any N scale layout



Scenic Ridge Atlas Track Pack


ST1182

- Includes the Atlas® N Code 80 track needed to complete the Scenic Ridge layout track plan
- Track plan and assembly instructions are included
- For modelers of all skill levels
- Realistic prototypical brown ties and nickel silver rail snap-track
- Reliable and easy to use
- Wiring and controls not included


Atlas® is a registered trademark of Atlas Model Railroad Company




Creating a Layout Kit



- 1 Install Risers and Inclines/Declines on track plan that is preprinted on the base.



- 2 Cut profile contours with the Hot Wire Foam Cutter or Foam Knife.



- 3 Use paper wads to form terrain contours.

Grand Valley™ Kits

Build a complete HO scale layout with two easy-to-assemble kits designed to work together or separately. Kits include detailed plans and instructions. Use Grand Valley as a complete layout, expand or attach to an existing layout.



HO Scale
4' x 8' (121 cm x 243 cm)



Grand Valley Layout Kit

ST1483


- Includes the SubTerrain, Terrain and Landscape materials needed to build a 4' x 8' (121 cm x 243 cm) layout
- Risers and Inclines/Declines elevate track and roadways
- Profile Boards form perimeter
- Build terrain contours with paper wads
- Cover with Plaster Cloth to form a hard shell
- Install rocks and Tunnel Portals
- Add roads and landscape with a variety of scenery materials
- Paint layout profile and add finishing details
- Track plan preprinted on base

Train and vehicles not included. Track and buildings sold separately.

City & Industry Building Set™

S1486

- Complements Grand Valley Layout Kit or any HO scale layout
- Includes 15 architecturally realistic Landmark Structures Building Kits
- More than 160 detailed accessories and 130 colorful Dry Transfer Decals
- Instructions and sample street plan included



Grand Valley™ Atlas Track Pack

ST1183

- Contains enough Atlas HO Code 83 (brown ties - nickel silver rail) track to complete the 4' x 8' Grand Valley layout track plan.
- For modelers of all skill levels, the prototypical fine brown ties and nickel silver rail looks realistic, is reliable and easy to use.
- Wiring and controls not included. Made by one of the leading manufacturers of model railroad track.

Atlas® is a registered trademark of Atlas Model Railroad Company



Layout Kits

River Pass™ Kits

Build a complete 4' x 8' (121 cm x 243 cm) HO layout with three easy-to-assemble kits, designed to work together or use separately. Each kit includes detailed plans and instructions. Once River Pass is complete, the modeler will have developed the expertise to keep building easily! Use River Pass as a complete layout, expand or attach to an existing layout.

River Pass Layout Kit

ST1484

- Includes materials needed to build lightweight SubTerrain base
- Profile Boards form perimeter
- Foam Sheets create flat, elevated areas for towns and buildings
- Track plan preprinted on base
- Risers and Inclines/Declines elevate track and roadways
- Build hills and mountains with paper wads - cover with Plaster Cloth
- Make and install Rocks and add Tunnel Portals
- Landscape with a wide variety of scenery materials or River Pass Scenery Kit (sold separately)



River Pass Scenery Kit

S1488

- Includes materials needed to cover a 4' x 8' (121 cm x 243 cm) layout
- Adaptable to Z through O scale
- Detailed instructions for River Pass Layout
- More than 40 products include materials to cast rocks, color your terrain, add roads and paved areas, landscape, make trees, model water features and add other scenic details


Includes a Patented Product.



River Pass Building Kits

S1487

- Complements River Pass layout or adapts to any HO scale layout
- Includes 15 architecturally realistic Landmark Structures Building Kits
- More than 200 detailed accessories
- 110 Dry Transfer Decals
- 20 signs and posters
- Instructions and sample street plan included



Layout Kits

Scenery Kits

These kits offer modelers a variety of scenery options for model railroad and slot car layouts, dioramas, wargaming boards, doll and collectible house displays or other projects. These kits are a great way for beginner modelers to learn how to use the Terrain and Landscape Systems. For experienced modelers, they represent a super deal over items purchased separately. Each kit includes illustrated, easy-to-follow instructions.

The Scenery Kit S927

- A kit for beginners
- Learn terrain and landscape techniques
- Build a 10" x 18" (25.4 cm x 45.7 cm) HO scale diorama
- Includes more than 20 products
- Display an engine or piece of rolling stock


Train not included



SubTerrain Scenery Kit™ S929

- This kit uses SubTerrain, Terrain and Landscape Systems
- Build a 12" x 24" (30.4 cm x 60.9 cm) N scale diorama
- Learn SubTerrain System - no mess or complicated calculations
- Create realistic terrain features with Plaster Cloth, rock castings and a Tunnel Portal
- Make trees and landscape with various ground covers, Ballast, Talus and other scenery products

Train not included



Mountain Valley Scenery Kit® S928

- Includes detailed illustrated instructions, materials and patterns needed to add mountains, rocks, tunnel, Ballast, landscape and trees
- Covers a 4' x 8' (121 cm x 243 cm) area
- Designed for HO scale, adapts to scales Z through O
- More than 24 products included
- Teaches terrain and landscape techniques

Buildings and vehicles sold separately; train and track not included.



River Pass Scenery Kit S1488

- Includes a variety of landscape products, such as Realistic Water, Water Effects, Fine-Leaf Foliage, Dead Fall and more
- Designed for River Pass Layout Kit, but will cover any 4' x 8' (121 cm x 243 cm) layout
- More than 40 products included
- Adapts to scales Z through O

Train not included


Includes a Patented Product.



Decals and Graphics



Dry Transfer Decals are genuine artwork representing a wide variety of shapes, sizes and colors. They are the quick and easy way to add graphics to your hobby projects! Depending on the specific application, decals are suitable for O, HO and N scales. The wide range of full color designs adds detail and realism to buildings, fences, signs and boxcars.



Dry Transfer Burnisher DT600

- Use to transfer decals from the carrier sheet to any surface
- Made of a smooth-gliding plastic
- Has two points: a fine point for small Dry Transfers and a wide blade with a chisel for burnishing larger areas and working Dry Transfer Decals into textures



Series One DT245



Tavern, Gas Station & Commercial Signs DT551




Assorted Business Signs DT552



R.E.A., Depot & Advertising Signs DT553



Product & Advertising Signs DT554




Road, Product & Burma-Shave Signs DT555




Assorted Logos & Advertising Signs DT556



Data, Warning Labels & Commercial Signs DT557



Assorted Products & Business Signs DT559



Crate Labels & Warning Signs DT560



1960's Signs & Posters DT561

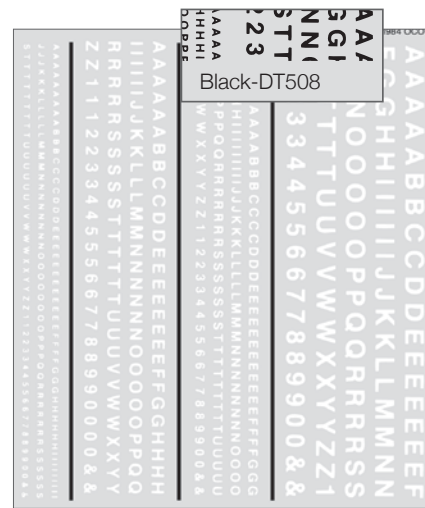


1950's Signs & Posters DT562




1940's Signs & Posters DT563


Decals and Graphics



R.R. Gothic-White
DT507 1/16" (1.5 mm), 3/32" (2.3 mm),
1/8" (3.1 mm), 3/16" (4.7 mm)




R.R. Roman Numbers-White
DT510 1/16" (1.5 mm), 3/32" (2.3 mm),
1/8" (3.1 mm), 3/16" (4.7 mm)




R.R. Gothic Numbers-White
DT512 1/16" (1.5 mm), 3/32" (2.3 mm),
1/8" (3.1 mm), 3/16" (4.7 mm)



Stripes - Red
DT515 1/64" (0.3 mm), 1/32" (0.7 mm),
1/16" (1.5 mm)



Tuscan & Playbill
DT501 1/8" (3.1 mm), 3/16" (4.7 mm)



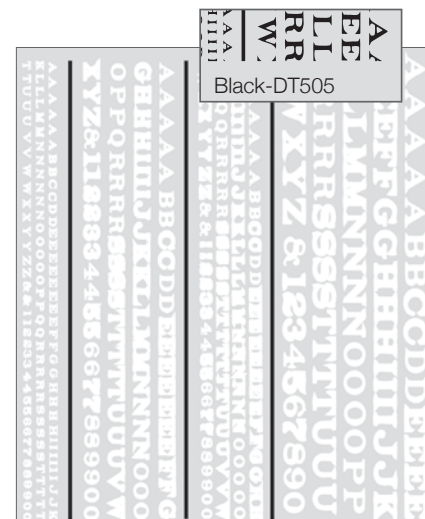
Benton & Windsor
DT502 3/32" (2.3 mm), 1/8" (3.1 mm),
1/4" (6.3 mm), 3/16" (4.7 mm)



Gothic Outline & Sign Painter
DT503 3/16" (4.7 mm), 5/16" (7.9 mm)




R.R. Roman Red/Gold
DT504 1/16" (1.5 mm), 3/32" (2.3 mm),
1/8" (3.1 mm), 3/16" (4.7 mm)



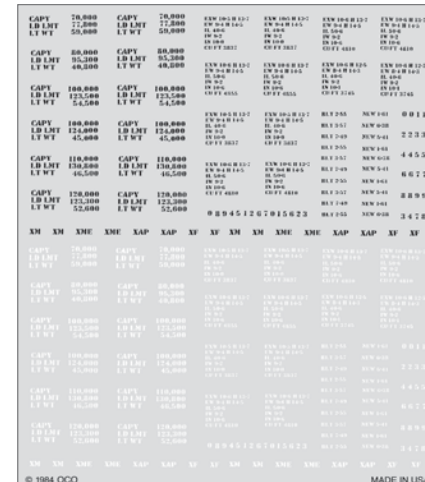
R.R. Roman - White
DT506 1/16" (1.5 mm), 3/32" (2.3 mm),
1/8" (3.1 mm), 3/16" (4.7 mm)

* Products bearing Union Pacific, Southern Pacific and Rio Grande marks are made under trademark license from Union Pacific Railroad Company.

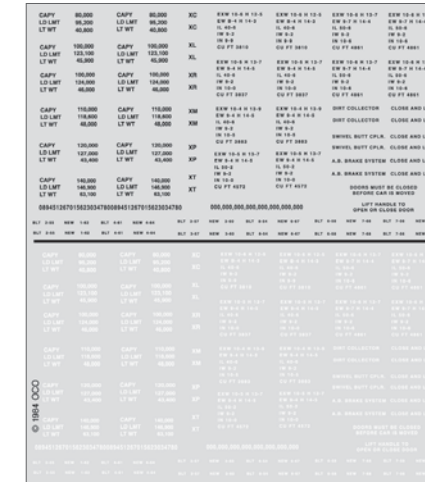
Decals and Graphics




Railroad Heralds*
DT558



Box Car Data-Roman Black/White (HO Scale)
DT601



Box Car Data-Gothic Black/White (HO Scale)
DT602



Union Pacific Box Cars*
DT603



Santa Fe Box Cars - Passenger
DT604



Santa Fe Box Cars
DT605



Rock Island Box Cars (HO Scale)
DT606



BN and CB & Q Box Cars (HO Scale)
DT607



Frisco Box Cars (HO Scale)
DT608

Decals and Graphics

* Products bearing Union Pacific, Southern Pacific and Rio Grande marks are made under trademark license from Union Pacific Railroad Company.



Southern Pacific Box Cars* (HO Scale) DT609



Great Northern Box Cars (HO Scale) DT610



Reefer Cars Armour/Miller/Hormel (HO Scale) DT611



Product Logos Mini-Series (N Scale) DT570



Railroad Signs* Mini-Series (N Scale) DT571



Business Signs Mini-Series (N Scale) DT572



Signs & Posters Mini-Series (N Scale) DT573



Service Station Signs Mini-Series (N Scale) DT574



Lettering Black & White Mini-Series (N Scale) DT575

Decals and Graphics


Apply Dry Transfers




1 Position the Dry Transfer Decal and rub over the top with a burnisher or dull pencil.



2 Carefully remove the carrier sheet.



3 Place the backing paper over the Dry Transfer Decal and burnish again.



4 Dry Transfer Decals can be "weathered" with a light sanding or using other techniques.

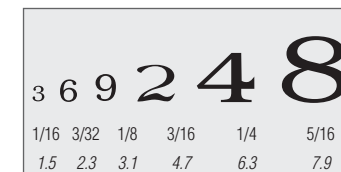

Model Graphics® Dry Transfer Decals

Intricate detailing is quick, easy and realistic with Model Graphics Dry Transfer Decals. Place where desired and burnish. Model Graphics 64-sheet selection of Dry Transfer Decals contains 340 different alphabets, number sets and line assortments to satisfy the lettering and striping needs of every craftsman. Depending on the specific application, Model Graphics are suitable for O, HO and N scales.

Package contains one sheet. 5 5/8" x 8 1/4" (14.2 cm x 20.9 cm). Measurements shown in inches and millimeters.



Roman, R.R.
 MG701 (Black) MG702 (White)
 MG703 (Gold) MG704 (Red)
 MG705 (Yellow) MG706 (Silver)



Numbers Roman, R.R.
 MG707 (Black) MG708 (White)
 MG709 (Gold) MG710 (Red)
 MG711 (Yellow) MG712 (Silver)




Roman, R.R.
 MG713 (Black) MG714 (White)



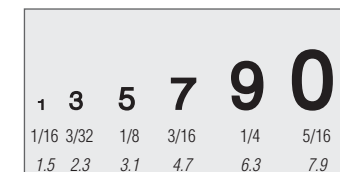
Extended Roman, R.R.
 MG715 (Black) MG716 (White)
 MG717 (Gold)



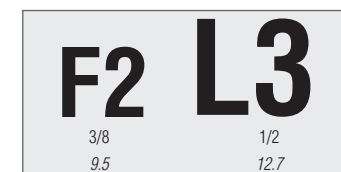
Condensed Roman, R.R.
 MG718 (Black) MG719 (White)



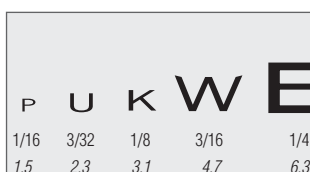
Gothic, R.R.
 MG720 (Black) MG721 (White)
 MG722 (Gold) MG723 (Red)
 MG724 (Yellow) MG725 (Silver)




Numbers Gothic, R.R.
 MG726 (Black) MG727 (White)
 MG728 (Gold) MG729 (Red)
 MG730 (Yellow) MG731 (Silver)




Gothic, R.R.
 MG732 (Black) MG733 (White)



Extended Gothic, R.R.
 MG734 (Black) MG735 (White)
 MG736 (Gold)



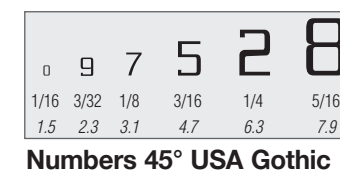
45° USA Gothic
 MG739 (Black) MG740 (White)
 MG741 (Red) MG742 (Yellow)
 MG743 (Silver)



Condensed Gothic, R.R.
 MG737 (Black) MG738 (White)




45° USA Gothic
 MG744 (Black) MG745 (White)



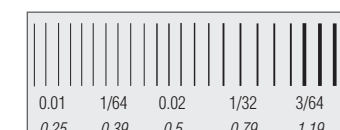
Numbers 45° USA Gothic
 MG746 (Black) MG747 (White)
 MG748 (Red) MG749 (Yellow)
 MG750 (Silver)



Stencil & Block Roman
 MG751 (Black) MG752 (White)
 MG753 (Red) MG754 (Yellow)



Script & Old English
 MG755 (Black) MG756 (White)
 MG757 (Gold) MG758 (Silver)



Stripes
 MG759 (Black) MG760 (White)
 MG761 (Gold) MG762 (Red)
 MG763 (Yellow) MG764 (Silver)

Track and Wheel Maintenance



Tidy Track® Rail & Wheel Maintenance System

Tidy Track makes it a breeze to clean and maintain your track. Fast and easy Tidy Track works for N, HO and three-rail O scales and includes all you need to save time, money and keep your trains running on schedule.

ONLINE VIDEOS

Track Maintenance

Rail Tracker™ Cleaning Kit TT4550

Clean track with your eyes closed. It's that easy! The Rail Tracker cleaning tool actually follows the track and hugs the rail while you clean. Kit includes all you need to clean and maintain your track. Package doubles as a tray for storage.

- Easy, self-guiding system
- Clean hard-to-reach areas
- Replacement pads available



Patented Product



Perfect for hard-to-reach areas



Ergonomic design



Holds Tidy Track pads



Locks in place or swivels



Pivoting handle design

REPLACEMENTS

Rescue Pads™ TT4551

Use for corrective maintenance and track repair.

- 2 Replacement pads
- For semi-annual cleaning
- Removes heavy build-up

Patented Product



Maintenance Pads TT4552

Use to remove dirt and smooth imperfections.

- 2 Replacement pads
- For routine cleaning
- Removes grime and oxidation

Patented Product



Cleaning & Finishing Pads TT4553

Use with Clean Track Solution for final clean and finish.

- 8 cleaning pads and 8 finishing pads
- Use with Clean Track Solution
- Remove dirt and make ready for operation



ACCESSORIES

Rail Pal™ TT4575

Use to smooth track imperfections and remove dirt and track contaminants, such as paint, adhesives and grime.

- 2-sided for light and heavy cleaning
- Handy for quick fixes
- Does not crumble

1/pkg



Dust Monkeys®

TT4570 (N Scale) TT4571 (HO Scale)

Maintain a clean track by removing dust accumulation during regular operation.

- Dusts track continually
- Attaches to rolling stock
- Hangs from axle out of sight

4/pkg



Color may vary from actual product.

Track and Wheel Maintenance



Wheel Maintenance



Clean all wheels at once



Replaceable pads



Soft pads won't scratch wheels



Power from track or transformer

Roto Wheel Cleaner™ TT4560 (N Scale)

TT4561 (HO Scale)

No more tedious wheel cleaning. Clean locomotives and rolling stock wheels quickly, without scratching.

- Clean all wheels at once quickly
- Power from transformer or track
- Includes replacement pads
- Works with DC and DCC operating systems
- No cleaning solution needed



Patented Product

Clean Track Solution™ TT4554

Use with Cleaning & Finishing Pads. Non-toxic, non-corrosive and water-soluble.

- Cleans track for improved conductivity
- Safe for scenery
- Non-toxic

1.85 fl oz (54.7 mL)



Roto Pads™ TT4562

Replacement Cleaning and Scrubbing pads for Roto Wheel Cleaner.

- Easy to apply
- Will not scratch wheels
- For N and HO scale

Cleaning Pads - 76 3/4" (194 cm)
Scrubbing Pads - 25 1/2" (64.7 cm)



Track Painters

Use before or after installation to model track as realistic as the rest of the layout.

- Quick and easy
- Paints metal and plastic
- Works for all scales
- Includes replacement tip

10 mL (0.33 fl oz)



Steel Rail TT4580

Paint rails, plates and spikes a realistic steel color

Rusty Rail TT4581

Paint rails, plates and spikes a realistic rust color

Weathered Tie TT4582


Paint ties a realistic matte finish



Fasteners and Lubricants

Hob-Bits®

High-quality brass machine screws, nuts and washers. Machine screws come in four sizes and styles. They are the ideal precision fasteners for countless hobby projects. Hob-Bits tools include wrenches, taps and dies to accommodate four sizes.



Round Head Screws

5 per pkg

No.	Size	Length
H801	00-90	1/8"
H802	00-90	1/4"
H803	00-90	3/8"
H804	00-90	1/2"
H805	0-80	1/8"
H806	0-80	1/4"
H807	0-80	3/8"
H808	0-80	1/2"
H809	1-72	1/8"
H810	1-72	1/4"
H811	1-72	3/8"
H812	1-72	1/2"
H813	2-56	1/8"
H814	2-56	1/4"
H815	2-56	3/8"
H816	2-56	1/2"

Fillister Head Screws

5 per pkg

No.	Size	Length
H821	00-90	1/8"
H822	00-90	1/4"
H823	00-90	3/8"
H824	00-90	1/2"
H825	0-80	1/8"
H826	0-80	1/4"
H827	0-80	3/8"
H828	0-80	1/2"
H829	1-72	1/8"
H830	1-72	1/4"
H831	1-72	3/8"
H832	1-72	1/2"
H833	2-56	1/8"
H834	2-56	1/4"
H835	2-56	3/8"
H836	2-56	1/2"

Flat Head Screws

5 per pkg

No.	Size	Length
H841	00-90	1/8"
H842	00-90	1/4"
H843	00-90	3/8"
H844	00-90	1/2"
H845	0-80	1/8"
H846	0-80	1/4"
H847	0-80	3/8"
H848	0-80	1/2"
H849	1-72	1/8"
H850	1-72	1/4"
H851	1-72	3/8"
H852	1-72	1/2"
H853	2-56	1/8"
H854	2-56	1/4"
H855	2-56	3/8"
H856	2-56	1/2"

Hex Head Screws

5 per pkg

No.	Size	Length
H861	00-90	1/8"
H862	00-90	1/4"
H863	00-90	3/8"
H864	00-90	1/2"
H865	0-80	1/8"
H866	0-80	1/4"
H867	0-80	3/8"
H868	0-80	1/2"
H869	1-72	1/8"
H870	1-72	1/4"
H871	1-72	3/8"
H872	1-72	1/2"
H873	2-56	1/8"
H874	2-56	1/4"
H875	2-56	3/8"
H876	2-56	1/2"

Dies

1 per pkg

No.	Size
H877	00-90
H878	0-80
H879	1-72
H880	2-56

Hex Nuts

5 per pkg

No.	Size
H881	00-90
H882	0-80
H883	1-72
H884	2-56

Wrenches

1 per pkg

No.	Size
H885	00-90
H886	0-80
H887	1-72
H888	2-56

Washers

5 per pkg

No.	Size
H891	00-90
H892	0-80
H893	1-72
H894	2-56

Taps

1 per pkg

No.	Size
H895	00-90
H896	0-80
H897	1-72
H898	2-56

Hob-E-Lube® Premium Oils

These oils are plastic and paint compatible. They include a metal cap and 2 1/4" (5.71 cm) stainless steel needle applicator for hard-to-reach areas.

0.5 fl oz (14.7 mL)



Ultra-Lite Oil HL661

Contains proven anti-wear additives. Use on HO and smaller scales of model trains, precision instruments or where a light oil is needed.

Lite Oil HL662

Multi-viscosity additives for trouble-free operation, even at extreme temperatures. Great for home and workshop applications.

Medium Oil HL663

Prevents metal contact and surface scuffing. Specially formulated for use on R/C cars, airplanes, boats and HO scale and larger model trains.

Gear Lube HL664

A true gear lubricant, where tough, lasting gear oil is needed.

Hob-E-Lube® Lubricants

Use these lubricants on model trains and R/C cars, planes and boats.

Dry Graphite HL651

With Molybdenum. Dry Graphite will not collect dust, has good adherence properties and clings to sliding surfaces. Ideal for metal, wood, plastic and rubber. 6.5 g (0.22 oz)

Dry White Lube HL652

This non-staining lubricant will not conduct electricity or collect dust. Contains PTFE lubricant. Use on metal, wood, plastic and rubber. 3.5 g (0.12 oz)

Ultra-Lite Oil HL653

A light viscosity oil for small, precision parts. Penetrates and lubricates close-tolerance areas. Includes extension tube for hard-to-reach areas. 0.5 fl oz (14.7 mL)

Lite Oil HL654

Multi-viscosity oil with an additive that reduces its tendency to thin out at high temperatures. Good general-purpose hobby lubricant for most light to medium load-bearing applications. Includes extension tube for hard-to-reach areas. 0.5 fl oz (14.7 mL)

Gear Lube HL655

A tough, long-lasting, heavy-duty hobby lubricant with tack additive for anti-drip adherence. Stays put where applied. Use on small gears and linkages with high friction points. Includes extension tube for hard-to-reach areas. 0.5 fl oz (14.7 mL)

White Grease HL657

White grease is a clean, non-staining and heavy load bearing grease with the super-slippery properties of PTFE lubricant. It is waterproof and protects against corrosion. 9.35 g (0.32 oz)

Moly Grease HL656

Made with Molybdenum. Covers the entire surface and maintains viscosity at high temperatures. High load-bearing grease that stays put, providing maximum no-drop lubrication and corrosion protection with minimum washout under exposed conditions. Waterproof. 9.35 g (0.32 oz)

7-Pak Workbench Assortment HL650

This super-saver value includes all seven lubricants and instructions that match lubricants to specific applications.




PineCar Racers are small models built to specific dimensions and raced by gravity down an inclined track. Build the fastest racer with PineCar's selection of car bodies, weights, speed accessories, tools and customizing details.



ALMS Prototypes, IMG_7929-1 by SPYDERMAN360 / cc-by-2.0 / cropped

1. Research
and purchase your products



•How-To Book and Program Guide
(pg. 166)

2. Shape Your Racer
using the Performance & Conformity System



•PineCar Pre-Cut Designs or Premium Racer Kits
(pg. 167, 169)

•Sandpaper and Body Putty
(pg. 187)

3. Assemble & Tune-Up
with Precision Tools



•Performance & Conformity System, Weights and Wheels
(pg. 182, 184-186)

•Paint System, Decals, Graphite and Axle Slot Jig
(pg. 170-179, 188)



There's nothing like the rev of an engine to get your adrenaline pumping and imagination running. PineCar gives Scouts and car enthusiasts of all ages the opportunity to work with their hands and design a custom car.

The image above was a source of inspiration when building race car #35, shown to the right on page 165. We researched first, mapping out everything from the shape of the car to the wheels, body details and accessories. Following the steps for the Premium Kit, we shaped our car body and placed weights. Then we used finishing details from the kit to add paint and gloss to our racer.

Start with the basics and go as far as your imagination allows. With PineCar products, the options are endless!

ONLINE VIDEOS

Check out our How-to Videos online to see how our products make modeling and inspiration easy:

- Aerodynamic Pre-Cut Designs
- Performance & Conformity System
- PineCar Calculator App
- Customize Your Wheels and Tires
- Design Tips
- Installing Weights
- Design For Speed
- Race Guidelines and many more!

Learning Aids166

Blocks167

- Block and Wedge167
- Pre-Cut Designs167
- Aerodynamic Pre-Cut Designs167
- Full Body Pre-Cut Designs167

Racer Kits168-169

- PineCar Racer Basic Kit 168
- PineCar Racer Wedge Kit168
- Speed Racer Kit168
- Designer Kits168
- Designer Kits with Wedge168
- Deluxe Car Kits169
- PineCar Racer Premium Kits169

Paints170

Decals171-178

- Wheel Flare Rub-On Decals171
- Body Skin Custom Transfers172
- Dry Transfer Decals and Stick-On Decals173-178
- Templates & Stick-On Decals179
- Cockpits & Drivers179
- Canopy & Cockpit Sets179
- Windshield Kit179
- Body Builder Kit180
- Featherweight Customizing Kit180
- Custom Parts181

Speed Tools182-185

- Graphite182
- Dry White with Cling182
- Performance & Conformity Gauge182
- CoG System182
- Micro-Polishing System183
- Speed Kit183
- Wheel Alignment Tool183
- Axles & Polishing Kit183
- Diamond Finishing Kit183
- Wheel Turning Mandrel183
- Weights184-185

Tools and Accessories186-188

Organize Race189-190

- PineCar Race Package189
- Race Accessories190
- Certificates, Ribbons, Trophies190
- PineCar 6 Packs190

SailBoat191-192

- SailBoat Racer Decals191
- SailBoat Racer Kit192
- Certificates, Ribbons, Trophies192

Learning Aids

Blocks and Videos

See The Video—Read The Books


Create your dream racer with easy-to-use products.



PineCar Calculator
Instantly find your car's center of gravity. Calculate the amount of weight you need on your front axle to place your center of gravity where you want it.


How-To Book P383

Learn the principles of design for both speed and style. This 67-page booklet includes instructions for cutting out PineCar racers, painting and detailing tips and speed techniques.




Program Guide P450

Fully illustrated, 19-page booklet offers step-by-step instructions for selecting racer kits and planning, organizing and conducting a PineCar or SailBoat racing event.



Building PineCar Racers P3941

DVD
Learn how to build a winning racer. This comprehensive video includes step-by-step instructions beginning with a wood block and advancing through the designing, cutting, shaping and finishing stages.
Approximately 45 minutes



PineCar Racers®

PineCar Racers are small models built to specific dimensions and raced by gravity down an inclined track. PineCar is a leading supplier of these small racers and all the accessories. Our selection of car bodies, weights, speed accessories, tools and body customizing details give racers a fair chance to compete and help them make the hottest looking car on the track. All PineCar products include easy, step-by-step instructions and you'll find helpful how-to videos at pinecar.com.

BSA®, Kub Kar™ and RA Racer® compliant when used with approved wheels and axles. Local race rules may vary.

Blocks

Pre-Cut Designs

Block P361

- Make your own unique racer body, or use as a replacement block
- Also use to cut out fenders or other add-on parts

1 3/4" w x 7" l (4.44 cm x 17.7 cm)



Wedge P360

- Make your own unique racer body, use as a replacement wedge or use as is
- Also use to cut out fenders or other add-on parts


1 3/4" w x 7" l (4.44 cm x 17.7 cm)



Pre-Cut Designs™

Rough-cut, unfinished shapes for those who want a great-looking racer, but may not have the necessary woodworking tools or skills. The designs come in eight basic shapes. Finish by simply sanding, painting and detailing.

1 3/4" w x 7" l (4.44 cm x 17.7 cm)



Aerodynamic Pre-Cut Designs™

Pre-Cut Designs are low-profile, aerodynamic blocks that are rough-cut and ready-to-finish. These Pre-Cuts have prepared cavities for round or flat weights and extra grooves for an optional extended wheelbase. Pre-Cuts are perfect for those who want an eye-catching racer but may not have the necessary woodworking tools or skills.

1 3/4" w x 7" l (4.44 cm x 17.7 cm)



Full Body Pre-Cut Designs™

The rough-cut pine wood body with a hollowed-out core and balsa wood sides keep this full-body design lightweight. Six real car shapes available. Simply glue, shape, sand and paint.

Approx. 2 3/4" w x 6 1/2" l (6.98 cm x 16.5 cm)



BLOCKS

Kits

It all starts with the basic wood block or wedge. Both are cut from the best fine-grain, soft wood, so carving a racer design is easy. Choose a kit and add accessories and speed equipment to make a winning racer. All wedges, blocks and precut options have predrilled axle grooves. Official BSA wheels and axles fit all PineCar Racers.

PineCar Racer Basic Kit

P370
Includes a wood block, wheels and axles.
1 3/4" w x 7" l (4.44 cm x 17.7 cm)
Racer shown was made with PineCar Racer Basic Kit (P370) and Dry Transfer Decals Hot Rod (P314).



PineCar Racer Wedge Kit

P369
Ready to go. No tools required. Just sand, paint and decorate. Includes a wedge, wheels and axles.
1 3/4" w x 7" l (4.44 cm x 17.7 cm)
Racer shown was made with Wedge Kit (P369) and Dry Transfer Decals Dragonfire (P308).



Speed Racer Kit

P3935
Aerodynamics, weight distribution and airflow help give this racer a winning edge. Kit includes axles, wheels, racer body, a lead-free cavity weight and top weight with screws.
1 3/4" w x 7" l (4.44 cm x 17.7 cm)
Sandpaper, lubricant and paint not included.



Designer Kits™

Each kit includes a different template to cut a three-dimensional shape, plus prefabricated fenders and Dry Transfer Decals. All kits include a lead-free incremental weight with screws and black accent material to add realistic windows.

Block, wheels, axles and paint not included




Designer Kit™ With Wedge

Use the template provided to add prefabricated canopies, spoilers and other three-dimensional designer body details to the pre-cut wedge. Kit also includes Dry Transfer Decals, black accent material, racing wheels, one piece axles, hubcaps and lead-free incremental weights with screws.

1 3/4" w x 7" l (4.44 cm x 17.7 cm)
Paint and glue not included



Build PineCar Premium Racer



1 Sand racer body.



2 Glue on body details.



3 Paint.



4 Add decals and detail parts.



5 Apply gloss finish.



6 Attach wheels and weights.

Deluxe Car Kits

Each kit contains a different Pre-Cut Design body, Dry Transfer Decals, lead-free incremental weight with screws, wheels, axles and custom parts, such as headers, engines and pipes.
1 3/4" w x 7" l (4.44 cm x 17.7 cm)
Lubricant, glue and paint not included



PineCar Racer Premium Kits

Great for any skill level and require only a few tools. Kits include one of six cool racing designs and everything needed to build and accessorize a winning racer. Includes Pre-Cut Design body, body details, wheels, axles, lead-free incremental weight with screws, sandpaper, sealer/paint, gloss finish, accent paints, paintbrushes and decals.
1 3/4" w x 7" l (4.44 cm x 17.7 cm)
Lubricant and glue not included



Paints

Decorative Details

Gear up for a cool look! PineCar Decorative Details ignite imaginations with winning creativity. Add character and action to a block or wedge with canopies, drivers and other car parts. High quality graphic decals or Body Skins transform a plain racer into a sharp looking racing machine, or paint your car for a sleek showroom sparkle.

Complete Paint Systems

Complete Paint Systems include everything you need to sand, paint and finish your racer with high gloss finish. Available in five hot racing colors. Ideal for finishing wood, plastic or metal parts. Kits include sealer/paint, gloss finish, two accent colors, one paintbrush, one foam brush and 3 grits of sandpaper (80, 120 and 220).

Sealer/Paint 0.94 fl oz (27.9 mL)
Gloss Finish 0.94 fl oz (27.9 mL)
Accent Paints 0.05 fl oz (1.47 mL) ea




ONLINE VIDEO



Cool Blue P3955
Accent paint: Silver/Black



Stealth Black P3956
Accent paint: Silver/White



Flamin' Red P3957
Accent paint: Silver/Black



Gear Rippin' Green P3958
Accent paint: Silver/Black



Cosmic Yellow P3959
Accent paint: Silver/Black



Racer shown was made with Designer Kit with Wedge The Avenger (P421) and Complete Paint System Cool Blue (P3955).

Custom Finishing Kits

Use these kits to finish wood, plastic or metal parts. Each kit includes three grits of sandpaper (80, 120 and 220), a sanding block, sealer/paint, gloss finish and an applicator. Available in 11 racing colors.

Sealer/Paint 0.676 fl oz (19.9 mL)
Gloss Finish 0.676 fl oz (19.9 mL)



ONLINE VIDEO

Formula White P401



Indy Blue P403



Flame Red P404



GT Gray P405



Voodoo Black P406



Competition Orange P407



Daytona Blue P408



Competition Red P409




Competition Purple P410



Baja Yellow P411



Racing Green P412



Racer shown was made with Custom Finishing Kit Competition Red (P409), Aerodynamic Pre-Cut Design The Blur (P3970), a variety of Custom Parts and Dry Transfer Decal Freedom Forever (P4019).

Figures, vehicles, window shades, signs, decals, landscape and/or accessories not included.

Wheel Flare® Rub-On Decals

Customize derby wheels and tires.

- Designed for left and right sides
- Fun, quick and easy to use
- Use a variety of combinations

Wheel Flares fit most derby wheels, including but not limited to PineCar, BSA®, Awana®, Kub Kar™, Royal Rangers®, Royal Ambassadors® and Boys Brigade™.



ONLINE VIDEO



Chrome P4063

Green Snake P4064

Fire Ball P4065



Pride P4066

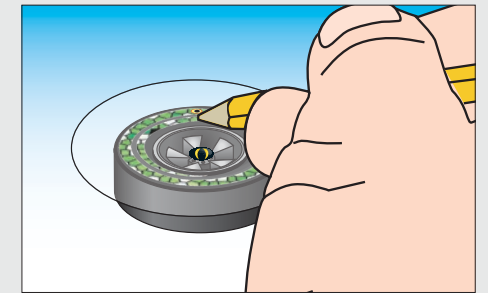


Cyclone P4067



Juiced P4068

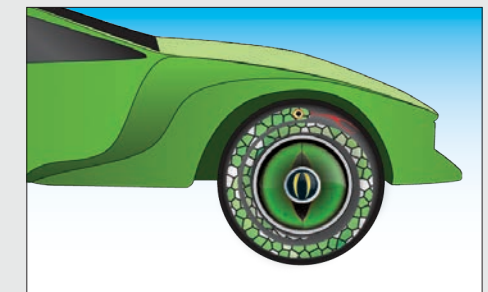
Apply Wheel Flare Rub-On Decals



1 Rub on Decal.



2 Choose Wheel Cover.



3 Attach wheel to car.



Racer shown was made with Grand Prix (P363) Pre-Cut Design, Gator (P3979) Body Skin Custom Transfer, Green Snake (P4064) Wheel Flare and Drag Star (P331) Custom Parts.

Decals


Body Skin Custom Transfers

Body Skin® Custom Transfers


Turn a plain racer into an awesome racing machine with a cool paint alternative. Wrap your winning racer with a Body Skin Custom Transfers design. Use as a complete wrap or to create accents and details. Product application is fast, easy and requires no artistic talent. Simply apply with a wet sponge. Black window material included.

Sheet size: 9 1/8" x 5 5/8" (23.1 cm x 14.2 cm)


ONLINE VIDEO



Lightning Strikes P3975



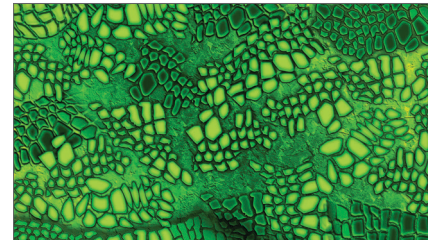
Smoke Screen P3976



Fire Starter P3977




Camouflage P3978



Gator P3979




Freedom Flag P3980




Illusion P3981



Safari P3982




Spider Web P3983



Tie Dye P3984



Pink Camo P3985



Psychedelic P3986

Colors may vary from actual product.

Attach Body Skins Custom Transfers



1 Use a wet sponge to adhere Body Skin.



2 Peel off backing sheet.



3 Use a wet sponge to smooth onto racer.



Racer shown was made with Aerodynamic Pre-Cut Design Stealth (P3968), driver's head and exhaust pipes from Custom Parts Formulator (P343) and Body Skin Custom Transfer Psychedelic (P3986).

Colors may vary from actual product.

Dry Transfer Decals

The fastest and easiest way to customize a racer. These decals are high quality graphics, numbers and letters. Transfer to any texture and around contours, by rubbing them on with a dull pencil or burnisher.

Sheet size: 4" x 5" (10.1 cm - 12.7 cm), 4" x 2 1/2" (10.1 cm - 6.35 cm)




Sponsors & Numbers P306
4" x 5" (10.1 cm - 12.7 cm)



Off Road P315
4" x 5" (10.1 cm - 12.7 cm)



Custom Designs P318
4" x 5" (10.1 cm - 12.7 cm)



Stripes & Flames P307
4" x 5" (10.1 cm - 12.7 cm)



Drag Racer P316
4" x 5" (10.1 cm - 12.7 cm)



Formula P319
4" x 5" (10.1 cm - 12.7 cm)

Decals

Dry Transfer Decals

ONLINE VIDEO



Racer shown was made with Pre-Cut Design Stealth (P3968) and Dry Transfer Decals Bad to the Bone (P4017).



Hot Rod P314
4" x 5" (10.1 cm - 12.7 cm)



Stockcar P317
4" x 5" (10.1 cm - 12.7 cm)



Bad to the Bone P4017
4" x 5" (10.1 cm - 12.7 cm)

DECALS

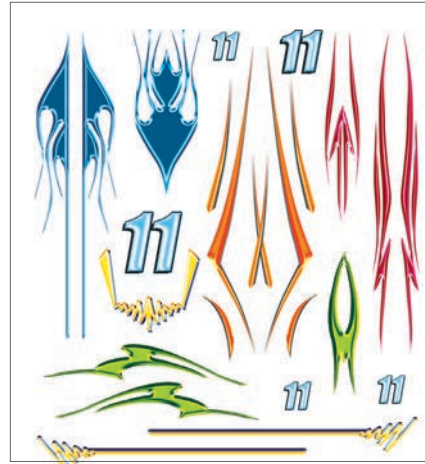
Decals

Colors may vary from actual product.

Dry Transfer Decals



Scorpio P4006
4" x 5" (10.1 cm - 12.7 cm)



Neon Stripes P4007
4" x 5" (10.1 cm - 12.7 cm)



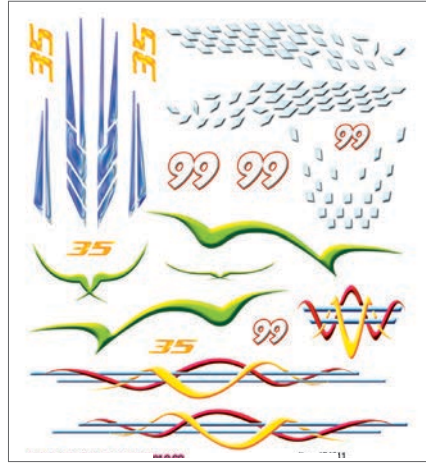
Blazin' Flames P4008
4" x 5" (10.1 cm - 12.7 cm)



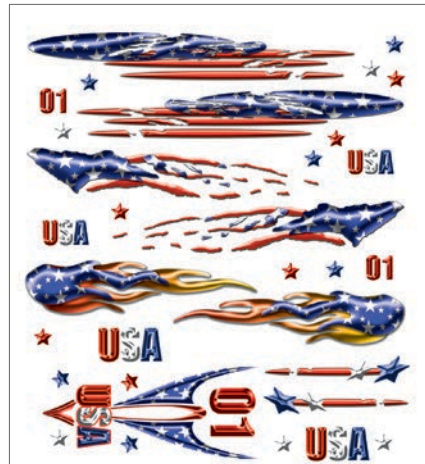
Drago P4009
4" x 5" (10.1 cm - 12.7 cm)



Cool Blaze P4010
4" x 5" (10.1 cm - 12.7 cm)



Speed Streaks P4011
4" x 5" (10.1 cm - 12.7 cm)



Freedom Runner P4012
4" x 5" (10.1 cm - 12.7 cm)



Flaming Dragon P4018
4" x 5" (10.1 cm - 12.7 cm)



Freedom Forever P4019
4" x 5" (10.1 cm - 12.7 cm)

Colors may vary from actual product.



Rockstar P4020
4" x 5" (10.1 cm - 12.7 cm)



Free Bird P4021
4" x 5" (10.1 cm - 12.7 cm)



Wolf P4027
4" x 5" (10.1 cm - 12.7 cm)



Bear P4028
4" x 5" (10.1 cm - 12.7 cm)



Tiger P4029
4" x 5" (10.1 cm - 12.7 cm)



Eagle P4030
4" x 5" (10.1 cm - 12.7 cm)

Decals

Dry Transfer Decals

Attach Dry Transfer Decals



1 Rub decal sheet with burnisher or dull pencil.



2 Remove backing sheet.



3 Reburnish if necessary.



Racer shown was made with Pre-Cut Design Funnycar (P362), Custom Parts Eliminator (P341) and Dry Transfer Decals Freedom Forever (P4019).

Decals

Colors may vary from actual product.


Dry Transfer Decals



Dragonfire P308
4" x 2 1/2" (10.1 cm - 6.35 cm)




Cobra P309
4" x 2 1/2" (10.1 cm - 6.35 cm)



Magnum P310
4" x 2 1/2" (10.1 cm - 6.35 cm)



Stinger P311
4" x 2 1/2" (10.1 cm - 6.35 cm)



Spyder P312
4" x 2 1/2" (10.1 cm - 6.35 cm)




Turbo P313
4" x 2 1/2" (10.1 cm - 6.35 cm)




Peace & Love P4022
4" x 2 1/2" (10.1 cm - 6.35 cm)



Rockin' Diva P4023
4" x 2 1/2" (10.1 cm - 6.35 cm)



Racer Accessories P4013
4" x 2 1/2" (10.1 cm - 6.35 cm)



Racer Accents P4014
4" x 2 1/2" (10.1 cm - 6.35 cm)



Beveled Numbers P4015
4" x 2 1/2" (10.1 cm - 6.35 cm)



Yellow Numbers P4016
4" x 2 1/2" (10.1 cm - 6.35 cm)



Bold & Brave P4024
4" x 2 1/2" (10.1 cm - 6.35 cm)



Faith & Honor P4025
4" x 2 1/2" (10.1 cm - 6.35 cm)



True Love P4026
4" x 2 1/2" (10.1 cm - 6.35 cm)

Decals

Colors may vary from actual product.

Stick-On Decals



Stick-On Decals

Cut out decals, peel off the backing sheet and stick them in place.

Sheet size
4" x 5" (10.1 cm - 12.7 cm)
4" x 2 1/2" (10.1 cm - 6.35 cm)


ONLINE VIDEO



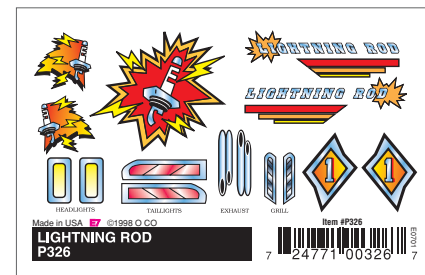
Racer shown was made with Pre-Cut Design GT Sport (P366) and Stick-On Decals Silver Shark (P325).




Snake Eyes P324
4" x 2 1/2" (10.1 cm - 6.35 cm)



Silver Shark P325
4" x 2 1/2" (10.1 cm - 6.35 cm)



Lightning Rod P326
4" x 2 1/2" (10.1 cm - 6.35 cm)



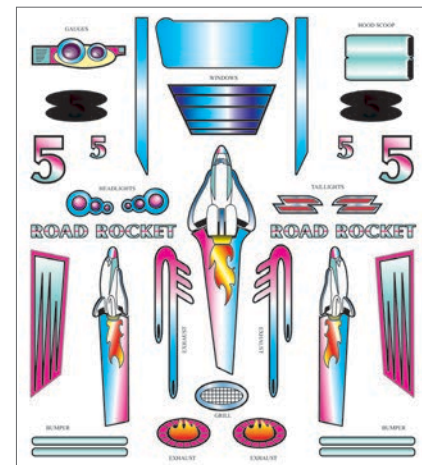
Turbo Ram P327
4" x 2 1/2" (10.1 cm - 6.35 cm)



Raptor P320
4" x 5" (10.1 cm - 12.7 cm)



Heavy Metal P321
4" x 5" (10.1 cm - 12.7 cm)




Road Rocket P322
4" x 5" (10.1 cm - 12.7 cm)



Horsepower P323
4" x 5" (10.1 cm - 12.7 cm)

DECALS

Colors may vary from actual product.



Born in the USA P462
4" x 5" (10.1 cm - 12.7 cm)



Stars & Stripes P463
4" x 5" (10.1 cm - 12.7 cm)



Magic Machine P464
4" x 5" (10.1 cm - 12.7 cm)




Captain Zoom P465
4" x 5" (10.1 cm - 12.7 cm)


Stick-On Detail

Make headlights, body contours, numbers, letters, pinstripes and other decorations with adhesive-backed holographic sheets. Flashes of light and color are reflected as your racer sizzles down the track! Cut, peel and stick on your design. Great for running boards and carbon hoods.

ONLINE VIDEO



Metallic Mirage P3987



Black Carbon P3988




Racer shown was made with Pre-Cut Design Truckster 4x4 (P3966).



Racer shown was made with Pre-Cut Design GT Racer (P3965).

Applying Stick-On Details



1 Draw your custom design on back of detail sheet.




2 Test fit design for placement, then stick on racer.

Colors may vary from actual product.

Templates & Stick-On Decals

Take the guesswork out of building your winning racer. Each template provides an outline to trace and follow. Also includes a sheet of cool decals to customize your racer.

Car, wheels and paint not included.



Racer shown was made with PineCar Racer Basic Kit (P370).



Racer shown was made with PineCar Racer Basic Kit (P370).

Cockpits & Drivers

Either of these designs add humor and character to your racer with unique detail and individuality. Paint parts and attach to racer.

WARNING: Choking Hazard! Small parts. Not intended for children under 3 yrs. Adult supervision required.



Baron Von Gofast P3921
Includes: 1 Driver/Cockpit and 1 Canopy



Racer shown was made with PineCar Racer Wedge Kit (P369).



Mad Racer P3920
Includes: 1 Driver, 1 Cockpit, 1 Steering Wheel and 1 Shifter





Racer shown was made with PineCar Racer Wedge Kit (P369).

Canopy & Cockpit Sets P346

Give your racer a finished touch with one of three different decals and canopies included in this package.

WARNING: Sharp objects! Choking Hazard! Small Parts. Not intended for children under 3 yrs. Adult supervision required.




Racer shown was made with PineCar Racer Wedge Kit (P369).

Windshield Kit P348

Add one of several lead-free windshield designs to your racer. Kit includes a driver, roll bar, seat back and a sheet of black vinyl. Glue to racer with PineCar Formula Glue or Super Glue.

WARNING: Sharp objects! Choking Hazard! Small Parts. Not intended for children under 3 yrs. Adult supervision required.



Decals



Body Builder Kit® P4036

Pump up your racer's physique for a strong showing! Easily make custom body styles by adding height, fenders, fins and other details to a block or wedge. Lightweight balsa wood is easy to cut and carve and adds minimal weight. Kit includes five balsa wood pieces and Formula Glue.

WARNING: Choking Hazard! Small Parts. Not intended for children under 3 yrs. Adult supervision required.

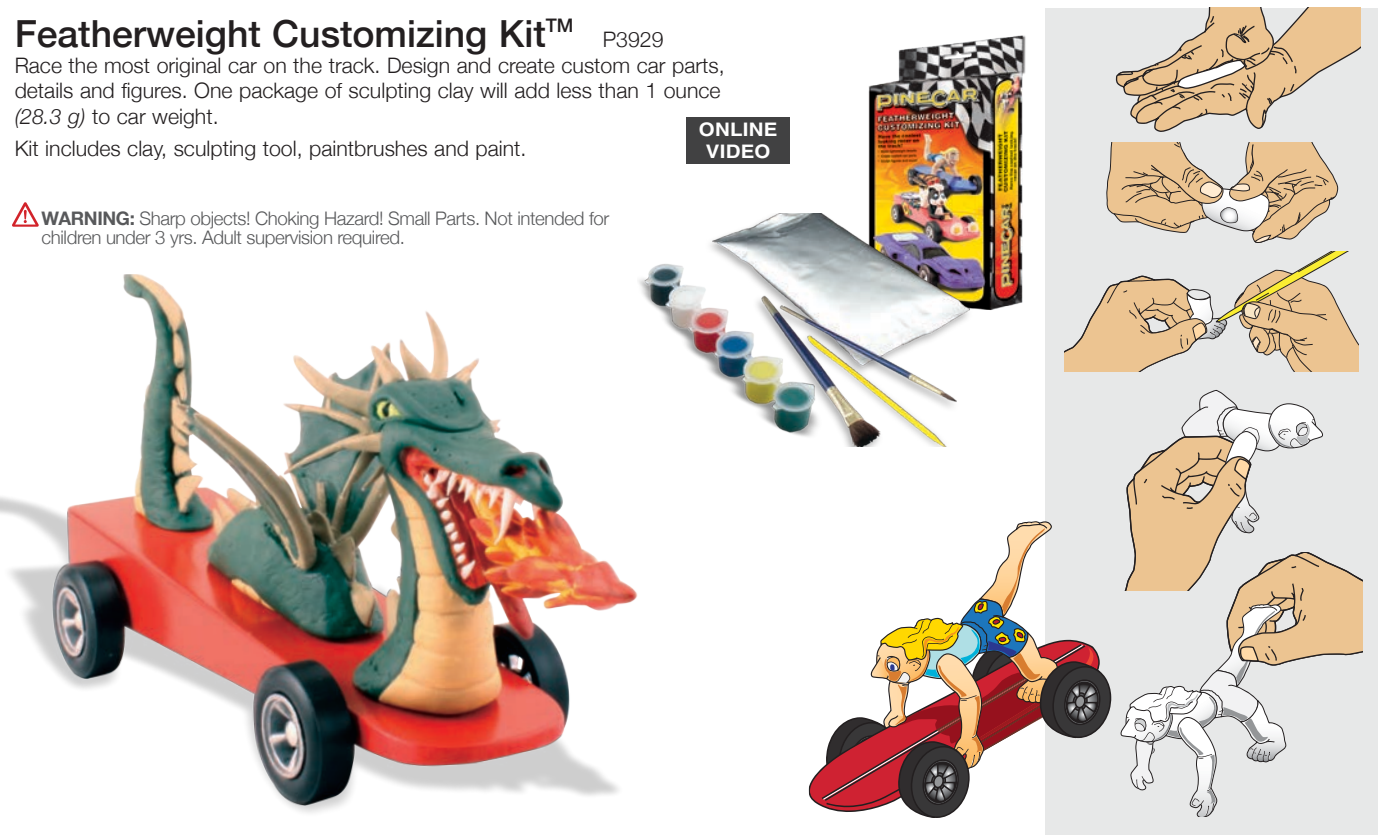


Featherweight Customizing Kit™ P3929

Race the most original car on the track. Design and create custom car parts, details and figures. One package of sculpting clay will add less than 1 ounce (28.3 g) to car weight.

Kit includes clay, sculpting tool, paintbrushes and paint.

WARNING: Sharp objects! Choking Hazard! Small Parts. Not intended for children under 3 yrs. Adult supervision required.



WARNING: Sharp objects! Choking Hazard! Small Parts. Not intended for children under 3 yrs. Adult supervision required.

Custom Parts With Decals

Lead-free Custom Parts With Decals contain castings and Dry Transfer Decals. Use to add realism to your racer. Simply attach Custom Parts with PineCar Formula Glue or Super Glue.

Car, wheels and paint not included

ONLINE VIDEO



Baja Champ P330

Includes: 2 Exhaust Pipes, 2 Lights, 1 Spoiler and Decals




Drag Star P331

Includes: 2 Exhaust Pipes, 1 Roll Bar, 1 Engine and Decals



Phantom P332

Includes: 2 Exhaust Nozzles, 2 Side Vents, 1 Vertical Stabilizer and Decals



Street Rod P333

Includes: 2 Exhaust Pipes, 1 Engine, 1 Windshield and Decals

Decals

Custom Parts

Lead-free Custom Parts, such as drivers, engines, pipes and roll bars transform a simple racer into an exciting work of pride! Simply attach with PineCar Formula Glue or Super Glue.

Car, wheels and paint not included

ONLINE VIDEO



Dune Buster P340

Includes: 2 Exhaust Pipes and 4-piece Roll Bar set with Lights



Eliminator P341

Includes: 2 Exhaust Pipes, 1 Engine and 1 Spoiler



Star Fire P342

Includes: 1 Windshield, 1 Seat, 2 Side Vents and 1 Spoiler



Formulator P343

Includes: 1 Engine with Exhaust Pipes, 1 Driver Head, 1 Windshield and 1 Roll Bar

Speed Tools



Speed Tools

Harness the physics of speed and engineer a winning racer that makes the track sizzle! PineCar speed tools give car builders an "educational" edge as well as a competitive one. Use the PineCar building system to optimize weight placement, reduce friction and maximize your racer's potential and kinetic energy for a trophy run!

Hob-E-Lube® Dry Graphite Lubricant P358

ONLINE VIDEO

A fine, specially ground lubricant with Molybdenum that is safe on all surfaces and easy to use. Molybdenum works like millions of microscopic ball bearings. 6.5 g (0.22 oz)

WARNING: Choking Hazard! Small parts. Not intended for children under 3 yrs. Adult supervision required.



Dry White™ with Cling P355

ONLINE VIDEO

This non-staining lubricant has an additive that clings to smooth surfaces. Use where local rules prohibit the use of graphite. Contains PTFE lubricant. 3.5 g (0.12 oz)

WARNING: Choking Hazard! Small parts. Not intended for children under 3 yrs. Adult supervision required.



XLR8® Ultra Graphite P4037

ONLINE VIDEO

Graphite for the serious competitor! Laboratory tested for performance, special-blend formula XLR8 amps your racer's speed to the max! Includes stainless steel needle applicator for precision placement. 6.5 g (0.22 oz)

WARNING: Sharp Object! Choking Hazard! Small parts. Not intended for children under 3 yrs. Adult supervision required.



Performance & Conformity System™ P4035

ONLINE VIDEO

Portable, digital scale and conformity gauge keep you up to speed on your racer's weight and length, width between wheels, track clearance and locate the car's center of gravity with the handy fulcrum point. Use the mathematical formulas or simple table to determine the optimum location for your car's center of gravity (CoG). Adjust for optimum speed and stability. Batteries included. Maximum weight: 600 g (21.1 oz)

WARNING: Choking Hazard! Small parts. Not intended for children under 3 yrs. Adult supervision required.



CoG System® P3918

Distribute weight to the best center of gravity (CoG) location and optimize the performance of your car. Two adjustable, screw-in Tungsten CoG Weights (0.5 oz / 14.1 g each) make it possible to distribute weight quickly and easily. Test your racer's speed and fine-tune weight placement with the included adjustment tool. Includes drill bit. CoG System is designed to fine-tune a car's center of gravity and is not intended to overcome extreme weight distribution.

Patented Product

WARNING: Model making item, not a toy! Not suitable for children under 14 years!



Micro-Polishing System™ P4038

ONLINE VIDEO

Use this progressive micro-polish system to reduce axle friction for a smooth spin! Use the triangular file to remove flash, chamfer and/or notch axles. Then progressively polish with seven grits of polishing paper (400, 600, 800, 1000, 1200, 1500 and 2000). Kit includes magnifier to monitor your polishing progress and enough material to polish axles for five cars. For that racing edge, follow up with the Diamond Finishing Kit.

WARNING: Model making item, not a toy! Not suitable for children under 14 years!



Speed Kit P356

Use this kit to improve the overall performance of your racer. Kit includes Hob-E-Lube Dry Graphite Lubricant, a Wheel Turning Mandrel, Axles & Polishing Kit and a lead-free Bar Weight with screws. Kit offers savings over purchasing items separately.

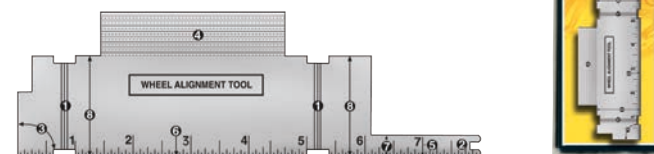
Bar weight: 2 oz (56.6 g)
Lubricant: 6.5 g (0.22 oz)

WARNING: Model making item, not a toy! Not suitable for children under 14 years!



Wheel Alignment Tool P456

Use this tool to make certain your racer meets size specifications. Especially helpful when building your racer to check axle slots for alignment, clearance between wheels and racer body, camber and toe-in and toe-out. It also measures racer length, width and clearance between bottom of racer and track.



Speed Tools

Axles & Polishing Kit P359

Use this kit to improve your racer's performance by reducing axle friction. Includes five axles, a sheet of 600-grit wet/dry sandpaper and polishing pumice.

WARNING: Model making item, not a toy! Not suitable for children under 14 years!

ONLINE VIDEO



Diamond Finishing Kit™ P4039

Take axle finishing to the ultimate level for the slickest spin! Equivalent to an 8000-grit polishing cloth, this specially formulated diamond compound removes the finest axle and hub imperfections and scuffs. Use as the final finish to a progressive polish with the Micro-Polishing System. Kit contains enough material to finish axles and hubs for five racers. Works with one-piece and nail-type axles.

Diamond Finishing Kit Compound: 1 g (0.03 oz)

WARNING: Model making item, not a toy! Not suitable for children under 14 years!

ONLINE VIDEO



Wheel Turning Mandrel P357

This mandrel holds wheels securely in a drill while removing parting seams for a smooth, fast-running racer. Package includes a two-piece mandrel and two grits of sandpaper (120 and 220).

WARNING: Model making item, not a toy! Not suitable for children under 14 years!

ONLINE VIDEO



Round Weights and Combo Weights

ONLINE VIDEO

Insert lead-free Round and Combo Weights into the body of the racer, or attach Combo Weights to the sides. Round weights are designed to fit a 3/8" (9.5 mm) hole.

WARNING: Choking Hazard! Small parts. Not intended for children under 3 yrs. Adult supervision required.



Round P350
1 oz (28.3 g) each



Combo P354
0.5 oz (14.1 g) each




Adjustable Stick-On and Designer Stick-On Weights


ONLINE VIDEO

Attach lead-free Stick-On Weights to the bottom of your racer. For a custom look, attach Designer Stick-On Weights to the sides. Two-sided tape included.

WARNING: Choking Hazard! Small parts. Not intended for children under 3 yrs. Adult supervision required.



Adjustable Stick-On P378
1 oz (28.3 g) each



Designer Stick-On P379
1 oz (28.3 g) each



Tapered, Strip and Bar Weights

Attach or countersink these weights under your racer. Predrilled holes make installation easy. Screws included.

WARNING: Sharp Objects! Choking Hazard! Small parts. Not intended for children under 3 yrs. Adult supervision required.

ONLINE VIDEO



Tapered P351
2 oz (56.6 g)



Strip P352
1 oz (28.3 g) each



Bar P353
2 oz (56.6 g)



Aerodynamic Racer Weight

P3926

- For thin car designs
- Top-mount Weight
- Designed with weight in the back
- Lead-free

2.2 oz. (62.3 g)

WARNING: Sharp Objects! Choking Hazard! Small parts. Not intended for children under 3 yrs. Adult supervision required.



Chassis Weights™

Lead-free Chassis Weights expertly replicate the underbody of real cars. Available in four detailed styles. Weights are simple to install and incremental to allow easy last minute adjustment. Screws included.


WARNING: Sharp Objects! Choking Hazard! Small parts. Not intended for children under 3 yrs. Adult supervision required.



4 Wheel Drive P3910
2 oz (56.6 g)




Rear Wheel Drive P3911
2 oz (56.6 g)



Maximum Torque P3912
2 oz (56.6 g)



Rocket Car P3913
2.25 oz (63.7 g)



Tungsten Incremental Weights™

With almost 3x the density of traditional weights, tungsten offers more control over precise weight distribution. Incremental weight design allows you to weight your racer in exact 1/16-ounce increments to the maximum weight allowed. Cylinder weights designed to fit a 3/8" (9.5 mm) hole.

WARNING: Choking Hazard! Small parts. Not intended for children under 3 yrs. Adult supervision required.

ONLINE VIDEO



Cylinder Tungsten Weights



Cylinder Weights P3914 2 oz (56.6 g)



Cylinder Weights P3915 3 oz (85 g)




Plate Tungsten Weights

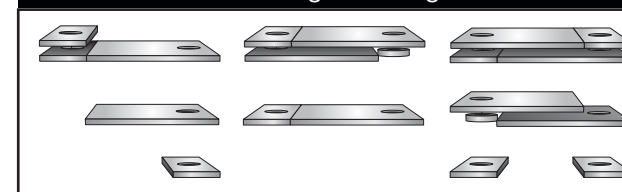


Plate Weights P3916 2 oz (56.6 g)




Plate Weights P3917 3 oz (85 g)



Tungsten Putty Weight

P3922

Last minute modifications have never been easier. Tungsten Putty Weight is easy to mold and shape, and is non-hardening. Use for precision control over weight location and amount, perfect for fine-tuning center of gravity.

1 oz (28.3 g)

WARNING: Choking Hazard! Small parts. Not intended for children under 3 yrs. Adult supervision required.



EZ-Cut Tungsten Weights™

P3923

A tungsten weight you can cut! EZ-Cut Tungsten Weights are extremely versatile. They are easy to cut, carve and sand. Customize the weight to achieve precise weight requirements.

2 oz (56.6 g)

WARNING: Choking Hazard! Small parts. Not intended for children under 3 yrs. Adult supervision required.



Tungsten CoG Weights™

P3919

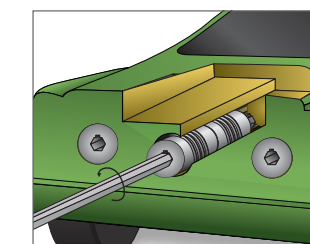
Fine-tune your car's Center of Gravity (CoG) and optimize performance and stability. Includes four 0.5 oz (14.1 g) screw-in Tungsten CoG Weights. Use individually or as 2 to 4-unit sets. Screw-in and adjust with an Allen wrench.

WARNING: Choking Hazard! Small parts. Not intended for children under 3 yrs. Adult supervision required.

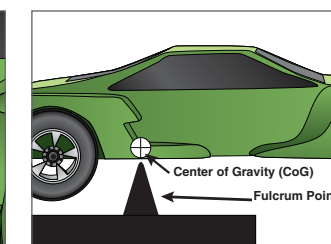
ONLINE VIDEO



Patented Product



1 Install Tungsten CoG Weights with a 3 mm Allen Wrench.



2 Locate center of gravity by balancing a racer on a fulcrum point.

Tools, Accessories & Adhesives

From tools to glue, these products are specially formulated to help you create a winning racer, improve racer performance and proudly display your hard work.

Racer Display Stand P382

Preserves your racer in trophy-like splendor. Sleek metal bracket holds any PineCar or SailBoat Racer and mounts onto a solid oak base.

WARNING: Sharp objects! Choking Hazard! Small parts. Not intended for children under 3 yrs. Adult supervision required.




Super Glue P381

Instantly bonds almost everything to anything. Ideal for attaching Custom Parts and designer details.

3 g (0.1 mL)

WARNING: Choking Hazard! Small parts. Not intended for children under 3 yrs. Adult supervision required.



Formula Glue® P384

Formula Glue is high-tack hobby glue that sets fast for instant hold and gap filling to adhere uneven surfaces. It is impact resistant and you can paint it. Formula Glue has no harmful odors, is non-toxic, non-flammable, dries clear and is water-soluble. Use on porous and non-porous surfaces, and it is compatible with wood, paint, metal and plastic.

0.5 fl oz (14.7 mL)

WARNING: Choking Hazard! Small parts. Not intended for children under 3 yrs. Adult supervision required.



Show Wheels P349

Cast metal "mags" with rubber tires, designed for displaying your car before and after the race. These wheels are not intended for racing. Includes four axles.

WARNING: Sharp objects! Choking Hazard! Small parts. Not intended for children under 3 yrs. Adult supervision required.



Racing Wheels P347

Includes four replacement wheels, nail-type axles, one-piece axles and hubcaps. Check your local race rules concerning specifications for wheels and axles.

WARNING: Sharp objects! Choking Hazard! Small parts. Not intended for children under 3 yrs. Adult supervision required.



5 Axles P457

Replace damaged or lost axles with these 1" axles. Meets BSA® specifications.

*BSA® is a Boy Scouts of America registered trademark

WARNING: Sharp objects! Choking Hazard! Small parts. Not intended for children under 3 yrs. Adult supervision required.



Axle Keepers™ P458

- Keep axles firmly in place
- Axles stay secure if car is dropped
- Prevent wood from splitting
- Clear for race-day inspection
- Maintains adequate track clearance

WARNING: Sharp objects! Choking Hazard! Small parts. Not intended for children under 3 yrs. Adult supervision required.



Racer Shaping Tools P3930

All the tools you need in one package! Coping saw and rasp help you transform a block of wood into a magnificent racer. Includes five different specialty blades for various cutting options. Medium blade for wood, fine blade for wood or plastic, extra-fine blade for metal or wood, fine blade for metal and wood and a hacksaw blade for cutting metal. Use these tools for other crafts too. Length between blade pins is 6 1/2" (16.5 cm).

WARNING: Model making item, not a toy! Not suitable for children under 14 years!



Sandpaper Assortment P380

Includes two each of three grades of quality sandpaper, 220-grit (fine), 120-grit (medium) and 80-grit (coarse). Fits easily around a small wooden block to make a sanding tool.



Sanding Pads P3932

Two Sanding Pads, 220-grit (fine) and 100-grit (medium), help you achieve a perfectly smooth finish before and during the painting process. These foam-backed pads mold to fit any object. Clean with water and reuse. Use wet or dry.



Body Putty P3928

Use to repair sandable gaps, cuts or scratches on your racer. Works great as an all-over smoothing compound and sealer. Spatula included. 0.34 fl oz (10 mL)

WARNING: Choking Hazard! Small parts. Not intended for children under 3 yrs. Adult supervision required.



Sanding Sealer and Wax P3960

Apply Sanding Sealer prior to painting your racer. It saturates wood pores and creates a surface sanded easily to a flawless finish, ready to paint. Works exceptionally well with spray paint. Wax the painted surface for a showroom shine.

0.34 fl oz (10 mL) ea

WARNING: Choking Hazard! Small Parts. Not intended for children under 3 yrs. Adult supervision required.

ONLINE VIDEO



Accessories


Precision Tools

Precision Tools

Precision Tools are CNC machined. These high-end tools are designed explicitly to correct standard manufacturing imperfections of mass-produced car bodies, axles and wheels and for fine-tuning a racer for optimum performance and speed. Made in U.S.A.




BODY ALIGNMENT AXLE TUNING WHEEL TRUING



Axle Slot Jig P4610
For perfectly aligned axle slots

- Drill new axle holes or correct flaws in existing axle slots
- Ensure vertical and horizontal slot accuracy
- Drill raised hole for 3-wheel riding



WARNING: Model making item, not a toy! Not suitable for children under 14 years!




Axle Shaper™ P4612
Straighten axles and square axle heads

- Straighten axle shaft
- Square axle head to shaft centerline
- Bevel axle head



WARNING: Sharp objects! Choking Hazard! Small parts. Not intended for children under 3 yrs. Adult supervision required.




Hub Tool P4609


- Ream wheel bores
- Square, cone and polish inner wheel hubs

Total Hub Shaper™ P4614
Ream, square, cone and polish wheel hubs

- Ream wheel hubs
- Shape/cone and polish inner hub face
- Shave and square outer hub face



WARNING: Sharp objects! Choking Hazard! Small parts. Not intended for children under 3 yrs. Adult supervision required.



Axle Placement Guide P4611
Ensure accurate wheel spacing and axle nail alignment

- Install axles straight into slots
- Establish proper gap between wheels and body
- Use with axle holes or axle slots




WARNING: Sharp objects! Choking Hazard! Small parts. Not intended for children under 3 yrs. Adult supervision required.



Straight Tracker™ P4613
Accurately bend axles to force straight tracking

- Adjust steering by bending axles 1.5° or 2.5°
- Track straight or apply "rail riding" method
- Must use with Axle Shaper




WARNING: Sharp objects! Choking Hazard! Small parts. Not intended for children under 3 yrs. Adult supervision required.



Wheel Lathe P4615
Round and smooth wheels precisely

- Shave high points for truly round wheels
- True inner wheel edge
- Make all wheels equal size
- Must use with Hub Tool or Total Hub Shaper



WARNING: Sharp objects! Choking Hazard! Small parts. Not intended for children under 3 yrs. Adult supervision required.

Organize Race

PineCar Race Package



Organize a Race

PineCar offers everything needed to help you organize and hold a PineCar or SailBoat Derby. Derby races are fun, educational year-round activities. They are ideal for camps, vacation Bible schools, local fundraising events, birthday parties and other group and organization activities.

PineCar Race Package P459

This complete package includes everything you need to hold a race.

Ideal for Scouts, schools, camp and church groups.

- Package Contents:
- Weigh-In Digital Scale - weighs 600 g (21.1 oz)
 - PineCar Speedway - 32' (9.75 m) four-lane track
 - Conformity Gauge
 - Program Guide
 - Elimination Charts
 - Registration Forms
 - Stick-On Number Labels
 - Winner Ribbons
 - Participant Certificates
 - Decorative Pennants

Racers sold separately. Institutional pricing available.



WARNING: Choking Hazard! Small parts. Not intended for children under 3 yrs. Adult supervision required.

ACCESSORIES

ORGANIZE RACE

Organize Race

Colors may vary from actual product.

PineCar Speedway P455


This regulation, four-lane track is 32' (9.75 m) long and made of lightweight, durable cardboard. It features a starting gate, finish line and braking section, and the tower sports a bright, colorful racing motif. Assembles and disassembles quickly, and stores neatly in the reusable carton for next year's race.

Elimination Charts, Forms and Stickers P453

Double Elimination Chart, Registration Forms and Stick-On Numbers are used for tracking race participants, logging and numbering up to 150 racers.

Decorative Racing Pennants P429

25' (7.62 m) string of black and white 12" x 18" (30.4 cm x 45.7 cm) plastic pennants.



Weigh-In Digital Scale with Conformity Gauge P452

This pocket-sized digital scale goes wherever the derby takes you! The scale weighs items up to 600 grams (21.1 oz). Use the protective cover as a self-contained weighing surface for small parts, and the readout is a backlit LCD display. Scale dimensions are 4" x 3" x 3/4" (10.1 cm x 7.62 cm x 1.9 cm), and it operates using two AAA batteries (included). The Conformity Gauge makes race day check-in and registration a breeze! Quickly check car length, overall width, width between the wheels and track clearance.



WARNING: Choking Hazard! Small parts. Not intended for children under 3 yrs. Adult supervision required.

Certificates, Ribbons and Trophies

Participant Certificates P425

Certificates for 25 race participants

Participant Ribbons P426

Ten green ribbons

Winner Ribbons P427

Three racer and three craftsman (1st, 2nd and 3rd)

Race Official/Special Award Ribbons P428

Ten yellow ribbons

Special Award Trophy P430 4" (10.1 cm)

Third Place Trophy P431 7" (17.7 cm)

Second Place Trophy P432 8" (20.3 cm)

First Place Trophy P433 9" (22.8 cm)

Deluxe Third Place Trophy P434 10" (25.4 cm)

Deluxe Second Place Trophy P435 11" (27.9 cm)

Deluxe First Place Trophy P436 12" (30.4 cm)



PineCar 6 Packs

6-Pack Block/Wedge with Wheels and Axles

Wedge Block P4050

Basic Block P4051

6-Pack Pre-Cut with Wheels and Axles

Funnycar P4052

Grand Prix P4053

Roadster P4054

Deuce Coupe P4055

GT Sport P4056

Dragster P4057

GT Racer P4058

Truckster P4059



WARNING: Sharp objects! Choking Hazard! Small Parts. Not intended for children under 3 yrs. Adult supervision required.

SailBoat

Colors may vary from actual product.


SailBoat Racer Decals

Decals come in bright, nautical colors and are designed to fit hulls, decks and sails of SailBoat Racers. Dry Transfer Decals are applied easily.


Sheet size: 4" x 5" (10.1 cm x 12.7 cm)



Racer shown was made with SailBoat Racer Kit (SR470) and SailBoat Racer Decal Viking (SR486).



Wind Weaver SR481




Barracuda SR482



Fittings & Markings SR483




Puff SR484



Comet SR485



Viking SR486



Saber SR487



Dolphin SR488

SailBoat

Colors may vary from actual product.

SailBoat Racer Kit and Accessories



Racer Kit shown with Body Skin Custom Transfer Freedom Flag (P3980).

SailBoat Racer® Kit SR470

Kit includes a precut wood hull and mast, sail, plastic rudder and lead-free metal keel. Easy to assemble. Decorate with a variety of colorful decals, or for a cool paint alternative, use Body Skin Custom Transfers.

Sailboat Racer Hull: 2 1/8" w x 6 1/2" - 7" in length (5.39 cm x 16.5 cm - 17.7 cm)

Mast: from top to deck 6 1/2" (16.5 cm)

Meets BSA® specifications. BSA® is a Boy Scouts of America registered trademark

WARNING: Sharp objects! Choking Hazard! Small Parts. Not intended for children under 3 yrs. Adult supervision required.



Certificates, Ribbons and Trophies

Participant Certificates

SR437 Certificates for 25 race participants

Participant Ribbons

SR438 Ten green ribbons

Winner Ribbons SR439

Three racer and three craftsman (1st, 2nd and 3rd)

Race Official/Special Award Ribbons

SR440 Ten yellow ribbons

Special Award Trophy

SR441 4" (10.1 cm)

Third Place Trophy

SR442 7" (17.7 cm)

Second Place Trophy

SR443 8" (20.3 cm)

First Place Trophy

SR444 9" (22.8 cm)

Deluxe Third Place Trophy

SR445 10" (25.4 cm)

Deluxe Second Place Trophy

SR446 11" (27.9 cm)

Deluxe First Place Trophy

SR447 12" (30.4 cm)




SCENE-A-RAMA®

Scene-A-Rama products are specifically designed to stimulate creativity and help students build dioramas, displays, and various arts and crafts. We provide all the materials needed, as well as helpful video demonstrations, ideas, tips and techniques.




Volcano Semeru in Java, Indonesia by M. Rietze / cc-by-sa 2.0 / enhanced

1. Choose a Kit for your project



•Project Book and A+ Projects and Dioramas: The Student's Handbook (pg. 196)

2. Follow Instructions found in kit and start building



•Volcano Kit (pg. 202)

3. Add Finishing Touches with accessory kits



•Mountain Diorama Kit, Plaster Cloth and Scenery (pg. 199, 206, 208)

•Project Base & Backdrop and Blue Realistic Water (pg. 197, 206)

SCENE A+ RAMA®



Learning Aids196
 Project Book196
 A+ Projects & Dioramas: The Student's Handbook196

Displays197
 Pop-Up Display197
 Show Box197
 Project Base & Backdrop197

Kits198-203
 Flat Surface Diorama Kits198
 Mountain and Water Diorama Kits199
 LandSCAPES Kits 200-201
 Theme Kits202
 Diorama Kits203
 Horizon & Detail Kit203
 Building & Structure Kit 203
 Sculpting Kit203

Packs204-205
 Project Packs204
 Classroom Packs205

Accessories206-210
 Adhesives206
 Blue Realistic Water206
 Plaster Cloth206
 Casting Plaster206
 Accents207
 Scenery208
 ReadyGrass Vinyl Mat.208
 Trees209
 Tree Kits209
 Scene Setters210

The joy of Scene-A-Rama products is that they stand-alone or you can purchase items separately to enhance the realism of your project. A great example of a versatile project is a Volcano.

Our Volcano Kit, shown to the right, allows you to build an entire volcano from paper materials. Maybe there is a specific volcano, like the image above, that you want to replicate. Simply use other materials, such as Plaster Cloth and paper wads to recreate it. Whether you're using a kit or doing it yourself, our products allow you to keep it simple or take your project to the next level.

No matter what the subject, Scene-A-Rama has everything you need to make the grade. The results are spectacular!

ONLINE VIDEOS

Check out our How-to Videos online to see how our products make modeling and inspiration easy:

- Building Structures
- Easy Landscape
- The Power of Plaster Cloth
- Dioramas Start to Finish
- Sculpting Tips & Techniques
- SAR Start to Finish and many more!

Learning Aids

Scene-A-Rama School Projects

Create an A+ project every time! Scene-A-Rama products are specifically designed to stimulate creativity and help students build dioramas, displays and various arts and crafts. Scene-A-Rama provides easy-to-use materials and loads of helpful video demonstrations, ideas, tips and techniques. All Scene-A-Rama products are ASTM certified non-toxic.

For any subject – social studies, math, science, language arts, history, etc!

For any student – grade school to high school, college and beyond!


For any project – volcanoes, masks, Native American villages, storybooks, missions, pyramids and more!

Project Book SP4170

If you can imagine it, you can make it! The Project Book provides the inspiration and motivation to build amazing dioramas and displays for A+ school projects.

- Bright, full-color photos and illustrations
- Loads of project ideas
- Modeling basics, tips and techniques

84 full-color pages



A+ Projects & Dioramas: The Student's Handbook SP4171

Complete modeling resource. Design and create one-of-a-kind school projects, dioramas and displays or just have fun with arts and crafts at home.

The Step-by-Step Projects section presents colorful easy-to-follow, illustrated instructions to make 34 different projects for science, social studies, history and other subjects. Complete a project exactly as presented or change it easily to fit your assignment and your imagination!

The Tips, Techniques & Templates section illustrates more than 250 simple tips and techniques, key to using Scene-A-Rama materials. Students can apply these techniques to other projects easily or make changes to one of the illustrated examples.

202 full-color pages



The Project Book is available for purchase or as a free download at woodlandscenics.com.



Displays

Pop-Up Display SP4168

Instantly create a base with three-sided backdrop for your diorama, display or other project. Ready to paint, add landscape and other details.

Project Area
10 3/4" w x 7 3/8" d x 7 1/2" h
(27.3 cm x 18.7 cm x 19 cm)



ShowBox™ SP4167

The ShowBox is compact and great for shoebox dioramas, displays and more. Build the diorama inside and paint or decorate the outside.

- Made of sturdy, durable material
- Two labels included for project identification

Overall Size
13 1/2" w x 4 3/8" d x 10" h
(34.2 cm x 11.1 cm x 25.4 cm)

Project Area
13" w x 4 1/4" d x 8 1/2" h
(33 cm x 10.7 cm x 21.5 cm)



Project Base & Backdrop

The Project Base is the perfect foundation for your diorama or display. The Backdrop fits snugly into the grooves on the molded black base and provides a durable backdrop for painting, decoration and labeling.

- Two sizes available
- Cut Backdrop to any shape
- Molded placard on Base for labeling your project
- Includes easy instructions and three project identification labels



ONLINE VIDEO

Large SP4165

Overall Size
17 3/8" w x 12 3/16" d x 12 13/16" h (44.1 cm x 30.9 cm x 32.5 cm)

Project Area
16" w x 10 3/4" d x 10 7/8" h (40.6 cm x 27.3 cm x 27.6 cm)



Small SP4166

Overall Size
12 3/16" w x 8 13/16" d x 9 1/4" h (30.9 cm x 22.3 cm x 23.4 cm)

Project Area
10 9/16" w x 7 1/4" d x 7 1/4" h (26.8 cm x 18.4 cm x 18.4 cm)




Kits

Flat Surface Diorama Kits

These two kits include the materials needed to landscape flat, grassy or sandy terrain. Includes enough materials to cover the Large Project Base or other 16" w x 10 3/4" d (40.6 cm x 27.3 cm) area.


ONLINE VIDEOS



Basic Diorama Kit SP4110

Use the Basic Diorama Kit to landscape flat, green dioramas or displays. Kit contains the scenery materials needed to make plains, prairies, grasslands, farmlands, woods and meadows.

Base sold separately.




WARNING: Sharp Objects! Choking Hazard! Small Parts. Not intended for children under 3 yrs. Adult supervision required.

Desert Oasis Diorama Kit SP4112

Use the Desert Oasis Diorama Kit to landscape flat, sandy dioramas or displays. Kit contains the scenery materials needed to make prehistoric habitats, shorelines, wastelands, beaches, missions or deserts.

Base sold separately.




WARNING: Sharp Objects! Choking Hazard! Small Parts. Not intended for children under 3 yrs. Adult supervision required.

Colors may vary from actual product.

Build a Flat Surface Diorama



1 ReadyGrass Vinyl Mat
Make grassy or sandy surfaces. Attach with Sticky Bond or Project Glue.



2 Add Accents
Sprinkle to model dirt paths, low grasses and foliage highlights.




3 Foliage Fiber
Make ground cover, hedges, vines and ivy.



4 Plant Trees
Give your diorama depth and realism.



5 Add Bushes
Add realistic shrubs and other foliage to your diorama.



6 Plant Wild Grass
Model tall grasses on land or standing in water.

Colors may vary from actual product.

Mountain and Water Diorama Kits

These two kits include the materials needed to create mountains or rolling hills. The Mountain Diorama Kit features rock outcroppings, and the Water Diorama Kit features water areas. Includes enough materials to cover the Large Project Base or other 16" w x 10 3/4" d (40.6 cm x 27.3 cm) area.


ONLINE VIDEOS



Mountain Diorama Kit SP4111

Use the Mountain Diorama Kit to landscape mountains or hilly dioramas and displays. A volcano tube is included for building an erupting volcano.

Base sold separately.




WARNING: Sharp Objects! Choking Hazard! Small Parts. Not intended for children under 3 yrs. Adult supervision required.

Water Diorama Kit SP4113

Use the Water Diorama Kit to landscape dioramas and displays with water. Kit includes the materials needed to model various types of still or moving water.

Base sold separately.



WARNING: Choking Hazard! Small Parts. Not intended for children under 3 yrs. Adult supervision required.

Kits

Build a Mountain or Water Diorama



1 Side Panels
Create the perimeter and form your diorama contours.



2 Newspaper Wads
Stack to build hills, mountains or even volcanoes, then cover with Plaster Cloth.



3 Plaster Cloth
Create a hard shell land surface for grasses, bushes, trees and other foliage.



4 Rocks
Add rocks, outcroppings, cliffs, riverbanks and more.



5 Earth Undercoat
Create an earth-colored base for all of your landscape.



6 Add Foliage
Make your diorama come alive with realistic-looking bushes and shrubs.

Kits

LandESCAPE™ Kits

Complete kits for kids and parents alike. LandESCAPES are a fast, easy and fun way to create a diorama straight out of your imagination. These kits are full of materials that will whisk you away to a land of adventure. Kit contents include multiple colors and textures of landscaping materials and details to bring the scene to life. LandESCAPE kits come with easy-to-follow instructions to ensure success and realism.



Shipwrecked SP4260

You never know what you might find when you stumble across a shipwreck. Were they pirates, fishermen caught in a storm, or explorers who took a wrong turn? Use your imagination to create a scene worthy of the movies, complete with palm trees, remnants of a boat, sand and more.

⚠️ WARNING: Sharp Objects! Choking Hazard! Small Parts. Not intended for children under 3 yrs. Adult supervision required.

Includes Patented Product.



Colors may vary from actual product.

Build Shipwrecked




1 Bend Shaper Sheet to form base.



2 Apply Shaper Sheet Plaster, then color with Earth Colors.



3 Attach boat remnants and sand.



4 Add landscape and trees to detail diorama.

Colors may vary from actual product.

Kits


Build Dinosaur Ridge



1 Bend Shaper Sheet to form base.



2 Apply Shaper Sheet Plaster, then color with Earth Colors.



3 Add landscape to detail diorama.



4 Attach trees and dinosaurs to complete.



Dinosaur Ridge SP4261

A pterodactyl soars over the ridge while hungry herbivores feast on vegetation like vines, bushes, trees and more. Use your imagination, along with the included terrain and landscaping materials, to create a world straight out of the prehistoric era.

⚠️ WARNING: Sharp Objects! Choking Hazard! Small Parts. Not intended for children under 3 yrs. Adult supervision required.

Includes Patented Product.



Theme Kits

Theme Kits allow students to easily add a fun feature to school projects, dioramas and displays. These kits were designed to fit either the Large or Small Base & Backdrop and are great for last minute projects, crafts, play scenes and more! Mess free, quick assembly and no scissors or glue required.



Tepee Village Kit SP4133

Kit makes 3 tepees, 2 canoes, 4 paddles, 2 animal hides and 2 fire pits



Castle Kit SP4134

Kit makes 1 castle with drawbridge, 2 interior scenes, 2 horses and 6 decorative flags



Volcano Kit SP4135

Kit makes 1 volcano, ash clouds, magma chamber, lava and 8 labels



Pyramid Kit SP4136

Kit makes 3 full pyramids, 1 cut-away pyramid and 1 boat



Ancient Architecture Kit SP4137

Kit makes 2 temples and 3 column samples



Energy Efficient Kit SP4138

Kit makes 1 earth sheltered house, 1 greenhouse, 2 wind turbines, 2 ground solar panels and 2 roof solar panels



Cabin Kit SP4239

Kit makes 1 cabin, outhouse, shed, canoe and firewood pile



Pioneer Kit SP4240

Kit makes 2 wagons, wagon covers, mules and horses



Farm Kit SP4241

Kit makes 1 barn, silo and shed



Ocean Kit SP4242

Kit makes 26 underwater creatures, 6 coral, 1 seaweed and 2 underwater terrains



Playhouse Kit SP4243

Kit makes 1 large playhouse and slide, 1 small playhouse with connecting bridge, doghouse and raft



Home Kit SP4244

Kit makes 1 house with a detachable garage

Diorama Kits

Get creative! Use this versatile kit to build various types of structures on a flat, landscaped surface with roads and/or paths. Kit contents include a Pop-up Display, ReadyGrass Vinyl Mat and a variety of landscape materials to make bushes, rocks and more!

Project Area
 10 3/4" w x 7 3/8" d x 7 1/2" h (27.3 cm x 18.7 cm x 19 cm)

WARNING: Choking Hazard! Small parts. Not intended for children under 3 yrs. Adult supervision required.

Includes Patented Product.



Complete Diorama Kit: Buildings SP4197



Missions & More SP4196

Horizon & Detail Kit SP4132

Create spectacular backgrounds! Paint beautiful horizons and make three-dimensional backgrounds with Plaster Cloth, Foliage Fiber and White Fiber. Add landscape and create realistic trees!

- Make backgrounds for any scene
- Make and suspend clouds
- Create textured effects and 3-D backdrops

WARNING: Sharp Objects! Choking Hazard! Small parts. Not intended for children under 3 yrs. Adult supervision required.



Building & Structure Kit SP4130

Use the assortment of materials to construct buildings and structures for your diorama or display. Create and add special textures using simple techniques explained in the easy-to-follow instructions.

- Geometric shapes
- Pyramids, tepees
- Covered wagons
- Missions and much more



WARNING: Sharp Objects! Choking Hazard! Small parts. Not intended for children under 3 yrs. Adult supervision required.

Building Textures

Illustrated instructions show you how to make a wide variety of building textures with simple techniques.

ONLINE VIDEO



Sculpting Kit SP4131

Sculpt, paint, detail and add texture to figures, animals, birds, planets and much more! Bring your creatures to life with Fun Fur!

- Sculpt plants and animals
- Make shapes

ONLINE VIDEO

WARNING: Sharp Objects! Choking Hazard! Small parts. Not intended for children under 3 yrs. Adult supervision required.



Project Packs™

Create A+ school projects with Project Packs. Build science or art fair displays, produce museum-quality dioramas or just have fun on a rainy day! The included materials and a little creativity are all you need to have fun and design and build that A+ project easily!

ONLINE VIDEO

Native American Village SP4280

Duplicate your favorite Native American village or use your imagination and model your own. Realistic Water, landscape and trails make your tepee scene come alive with the spirit of the people who lived there!



Erupting Volcano SP4281

Form a cinder cone, caldera, cutaway or active island volcano! Use your imagination, along with all the terrain, landscape material and eruption mixture for an explosion of fun!



Creative Mask & More SP4282

Model a mask, sculpture, art display, history project or another awesome creation. Wet the fun, flexible fabric, let it dry and harden and then enhance with colorful paint and decorative details.



Cell Structure SP4283

Create your own, unique microscopic world! Plant, animal, bacteria cell—you decide! Choose your cell type and start modeling a cool, science project with fun and easy-to-use materials!



Classroom Packs™

Classroom Packs include everything needed to create projects that engage students in the lesson, reinforce what they learn and foster a fun educational environment! Each pack contains a teacher's guide and the materials for 12 complete projects. Projects are designed to aid students in meeting national education standards.

ONLINE VIDEO



Tepee Village SP4250

This four-session project allows students to create their own village using the knowledge learned in their American history studies. Fun, hands-on planning and design inspire students to remember the lesson!

This project is designed to aid students in meeting the expectations of national social sciences standards.



Erupting Volcano SP4251

This four-session project makes any classroom explode with total student involvement! Create fun, interactive volcanoes that actually erupt, sending student knowledge and retention skyrocketing!

This project is designed to aid students in meeting the expectations of national science education standards for Earth sciences.



Creative Mask SP4252

This three-session project helps students learn cultural influences and artistic design - all rolled into one cool, creative and stimulating school project. From functional to decorative, your class will come alive with unique, fun masks!


This project is designed to aid students in meeting the expectations of both the national standards for arts education and national social sciences standards.



Cell Structure SP4253

This five-session project allows students to create their own cell, according to the class lesson plan. From the nucleus to the ribosome, reinforce the fundamental elements of any cell type!

This project is designed to aid students in meeting expectations of the national science education standards for life sciences.



Adhesives

These items are sized and priced just right for small projects, crafts and dioramas. They complement existing Scene-A-Rama products and kits, providing even more landscape options when planning projects. Multipurpose adhesives were formulated specifically for Scene-A-Rama.

Project Glue™ SP4142

Use Project Glue to glue trees, bushes, paper and more to your school project. Glue comes in a plastic squeeze bottle with a twist top for easy application.

3 fl oz (88.7 mL)



WARNING: Choking Hazard! Small Parts. Not intended for children under 3 yrs. Adult supervision required.

Sticky Bond® SP4143

Sticky Bond is a contact adhesive. Use to attach ReadyGrass Vinyl Mats to Project Bases. Multipurpose glue comes in a plastic bottle with a brush applicator.

2 fl oz (59.1 mL)



WARNING: Choking Hazard! Small Parts. Not intended for children under 3 yrs. Adult supervision required.

Scenic Spray Glue™ SP4192

Specially formulated adhesive used to adhere landscape materials to terrain, affix foliage to tree armatures and to seal finished projects. Bottled in a convenient spray applicator.

1.84 fl oz (54.4 mL)

WARNING: Choking Hazard! Small Parts. Not intended for children under 3 yrs. Adult supervision required.



Blue Realistic Water™ SP4195

Pretinted and ready to model realistic water features. Use to model rivers, streams, ponds, lakes, puddles and more.

2 fl oz (59.1 mL)

WARNING: Choking Hazard! Small Parts. Not intended for children under 3 yrs. Adult supervision required.



Plaster Cloth SP4140

Plaster Cloth is versatile, fun and easy to use! Apply wet Plaster Cloth to paper wads, balloons and other forms to make lightweight, hard shell terrain, masks and other shapes.

- Easy to apply
- Dries quickly
- Easy to paint
- Forms to any shape
- Non-toxic

ONLINE VIDEO

8' x 3.75 yd, 7.5 ft² (20.3 cm x 3.42 m, 69.6 dm²)

Lava Flows



Casting Plaster SP4141

Use Casting Plaster to make rocks, lava and casts of almost anything. Mix according to easy package instructions.

- Rock outcroppings and cliffs
- Make lava flows
- Cast fossils, animal paw prints and tire tracks

Net Wt 8 oz (0.22 kg)

WARNING: Choking Hazard! Small Parts. Not intended for children under 3 yrs. Adult supervision required.

Animal Prints



Colors may vary from actual product. Dioramas shown were built with kit contents and additional materials, sold separately.

Accents

Use these five Accents to enhance dioramas and displays with special features.

- Add grasses, bushes, vines and other foliage
- Make, add and color realistic rock formations
- Create spectacular waterfalls, rapids, ponds and lakes
- Add an assortment of cacti and other desert plants
- Make snowdrifts, snow dustings, icy ponds and icicles



Foliage & Grasses SP4120

Enhance your diorama or display with scenery. Model short and tall grasses, bushes, ivy, flowers, other foliage, trees, roads and paths.



Rock Making Kit SP4121

Enhance your diorama or display with rocky areas. Model mountains, outcroppings, rock debris, lava flows and cliffs.



Ripplin' Water Kit SP4122

Enhance your diorama or display with still or moving water. Model ponds, rapids, waterfalls and frozen water.



Winter Effects SP4123

Enhance your diorama or display with frigid, snowy or icy weather detail. Model snow drifts, icebergs and icicles.



Desert Plants SP4124

Enhance your diorama or display with desert cacti and arid vegetation. Model flowering cacti, grasses, sage and scrub brush.



Scenery SP4180-SP4191

Twelve individually-packaged scenery items and landscape accents.

3.6 in² (58.9 cm²)
Wild Grass 2 g (0.07 oz)

WARNING: Choking Hazard! Small Parts. Not intended for children under 3 yrs. Adult supervision required.



Grass SP4180

Earth SP4181

Soil SP4182

Low Growth SP4183

Bushes SP4184

Plants SP4185

Wild Grass SP4186

Snow SP4187

Flowers SP4188

Sand SP4189

Gravel SP4190

Rock SP4191

ReadyGrass® Vinyl Mats

Making flat, landscaped surfaces on projects and dioramas is as easy as rolling out a ReadyGrass Vinyl Mat. Durable, non-shredding mats make a great display surface for your Project Base & Backdrop or Pop-Up Display.

- Create grassy areas, deserts or shorelines
- Scrape turf to make areas for roads, water and walkways

Patented Product



Summer Grass

SP4160
10 3/4" x 16 1/4" (27.3 cm x 41.2 cm)

Green Grass

SP4161
10 3/4" x 16 1/4" (27.3 cm x 41.2 cm)
SP4158
10 11/16" x 7 5/16" (27.1 cm x 18.5 cm)

Desert Sand

SP4162
10 3/4" x 16 1/4" (27.3 cm x 41.2 cm)
SP4159
10 11/16" x 7 5/16" (27.1 cm x 18.5 cm)

Forest Grass

SP4163
10 3/4" x 16 1/4" (27.3 cm x 41.2 cm)

Trees

Choose from seven tree types that model trees located most anywhere: Green Deciduous, Autumn Deciduous, Conifer or Palm. Install trees on your diorama with Project Glue or Sticky Bond.

- Place temporarily or plant permanently
- Optional base included

WARNING: Sharp objects! Choking Hazard! Small Parts. Not intended for children under 3 yrs. Adult supervision required.



Mini Deciduous Trees SP4148 (8/pkg)
3/4" - 1 1/4" (1.9 cm - 3.17 cm)



Autumn Trees SP4153 (4/pkg)
2" - 3" (5.08 cm - 7.62 cm)



Large Deciduous Trees SP4149 (3/pkg)
4" - 5" (10.1 cm - 12.7 cm)



Deciduous Trees SP4150 (4/pkg)
2" - 3" (5.08 cm - 7.62 cm)



Conifer Trees SP4151 (4/pkg)
4" - 6" (10.1 cm - 15.2 cm)



Evergreen Trees SP4154 (5/pkg)
2" - 3 1/2" (5.08 cm - 8.89 cm)



Palm Trees SP4152 (6/pkg)
3" - 5" (7.62 cm - 12.7 cm)

Tree Kits



Small Tree Kit SP4193

Kit includes Foliage and five plastic, bendable Armatures with planting pin. Optional bases included.
Tree size 1 1/4" to 3" (3.17 cm to 7.62 cm)

WARNING: Sharp Objects! Choking Hazard! Small Parts. Not intended for children under 3 yrs. Adult supervision required.



Large Tree Kit SP4194

Kit includes Foliage and three plastic, bendable Armatures with planting pin. Optional bases included.
Tree size 3" to 4" (7.62 cm to 10.1 cm)

WARNING: Sharp Objects! Choking Hazard! Small Parts. Not intended for children under 3 yrs. Adult supervision required.

Accessories

Scene Setters

Scene Setters®

Bring your school projects and dioramas to life! Scene Setters are collections of themed sets of people, animals and specialized items sized just right for dioramas, displays and other projects. Packaging includes educational information for each set of Scene Setters.



Egyptian Culture SP4441



Castle Dwellers SP4442



Native Americans SP4443



Native American Hunt SP4444



American Civil War Soldiers SP4445



African Wildlife SP4446



Marine Life SP4447



North American Wildlife SP4449



Prehistoric Life SP4450



Young Adults SP4451



Family SP4452



Friars/Monks SP4453



Alternative Energy SP4448



Revolutionary War Soldiers SP4454



Diorama shown with Native Americans (SP4443) Scene Setters.

MERCHANDISERS & ASSORTMENTS

Merchandisers and assortments attract customer attention with bright headers and sellable product. Set these compact, space-saving merchandisers anywhere from the floor to hanging on pegboards. Our merchandisers are easy to assemble and have reorder tags for easy product replenishment.

ACCESSORIES

Merchandiser measurements include product.

Learning Kits

Learning Kit Assortment LK945
(2 ea of 6)

Includes two-color header
18 3/4" w x 6 1/2" d x 38" h (47.6 cm x 16.5 cm x 96.5 cm)

Product descriptions on page 8.



SubTerrain

SubTerrain Merchandiser ST1490

The SubTerrain Merchandiser displays more than 30 different products from the SubTerrain System, including foam components, Plaster Cloth, Track-Bed, a manual and video, plus all the necessary tools and adhesives. Merchandiser stands on the floor. Knocker Test Board included. 32 1/2" w x 24" d x 88" h (82.5 cm x 60.9 cm x 223 cm)

SubTerrain Assortment ST1495 (2-12 ea of 33)

SubTerrain Expansion Merchandiser ST1491

The Expansion Merchandiser has adjustable shelves, giving your SubTerrain Merchandiser room to grow. The merchandiser stands on the floor. 15 1/2" w x 24" d x 53" h (39.3 cm x 60.9 cm x 134 cm)

Expansion Assortment ST1492 (1-4 ea of 7)

Project Foam Assortment ST1497 (3-6 ea of 6)

Product descriptions on pages 8, 10-13, 25-26, 28.

SubTerrain Merchandiser shown with two Expansion Merchandisers.



ST1491 Merchandiser & ST1497 Assortment

ST1490 Merchandiser & ST1495 Assortment

ST1491 Merchandiser & ST1492 Assortment

Clinic

Scenery Clinic LK958

Use for in-store demonstrations, interactive clinics and/or to educate employees. Includes complete step-by-step instructions, an instructional DVD and all the materials necessary to paint and landscape six mountain dioramas.



Terrain

Terrain Center Merchandiser C1300

Spinning floor display merchandiser or pegboard display holds 133 Terrain System products. It has a colorful header and assembles easily.

35 1/4" w x 29 3/4" d x 86 1/2" h (89.5 cm x 75.5 cm x 219 cm) Floor Spinner or 93" w x 81" h (236 cm x 205 cm) Pegboard Display

Terrain Assortment C1296 (2-6 ea of 133)

Terrain Upgrade Assortment C1297 (1-6 ea of 133)

Product descriptions on pages 8, 12, 14-26.



Pegboard Display



C1300 Merchandiser & C1296 Assortment Floor Spinner

Terrain Starter

Terrain Starter Merchandiser C1301

Spinning floor display merchandiser or pegboard display holds 72 Terrain System products. It has a colorful header and assembles easily.

27 1/4" w x 27 1/4" d x 84" h (69.2 cm x 69.2 cm x 213.3 cm) Floor Spinner or 56" w x 10 1/4" d x 76" h (142 cm x 26 cm x 193 cm) Pegboard Display

Terrain Starter Assortment C1325 (2-4 ea of 72)

Product descriptions on pages 8, 14-26.



Pegboard Display



C1301 Merchandiser & C1325 Assortment Floor Spinner

Track-Bed

Track-Bed Roll Merchandiser ST1489

Merchandiser holds Track-Bed Rolls, Super Sheets, Foam Tack Glue and Foam Nails. Stand merchandiser on the floor or hang on pegboard. Knocker Test Board included. 31" w x 14" d x 45" h (78.7 cm x 35.5 cm x 114 cm)

Track-Bed Roll Assortment ST1466 (8-12 ea of 7)

HO/O & N Scale Sheet Assortment ST1465 (2-3 ea of 2)

HO Bulk Pack Strip Assortment ST1498 (4-8 ea of 2)

N Bulk Pack Strip Assortment ST1499 (4-8 ea of 2)

Product descriptions on pages 12-13, 28.



ST1489 Merchandiser & ST1466 Assortment

Shakers

Shaker Merchandiser BT1399

Merchandiser holds 36 Canister Shakers. It is a counter, shelf, pegboard or slat wall display and includes a two-color header. No assembly required. 17" w x 9" d x 26 1/2" h (43.1 cm x 22.8 cm x 67.3 cm)

Underbrush, Bushes and Flock Assortment FC1630 (2 ea of 18)

Ballast Shaker Assortment B1398 (2 ea of 18)

Turf Shaker Assortment T1396 (2 ea of 18)

Static Grass Flock Assortment FL630 (2 ea of 6)

Product descriptions on pages 27, 30-32.

Assortments FC1630, B1398 and T1396 above shown on Merchandiser BT1399



T1396 Assortment



FC1630 Assortment



B1398 Assortment

Landscape

Landscape Center Merchandiser LS2001
Merchandiser displays 104 different scenery products, is a modular floor spinner with a full-color header, or can be mounted on pegboard.

28" w x 31" d x 88" h (71.1 cm x 78.7 cm x 223 cm) Floor Spinner or 72" w x 17" d x 84" h (182 cm x 43.1 cm x 213 cm) Pegboard Display

Landscape Assortment LS2020 (4-8 ea of 104)

Product descriptions on pages 8, 30-36, 61-62.



Pegboard Display



LS2001 Merchandiser & LS2020 Assortment

Architectural Landscape Architectural Model Landscaping Assortment

LS2011 (2 ea of 29)
Includes full-color header
34 1/2" w x 9" d x 55" h (87.6 cm x 22.8 cm x 139 cm)

Architectural Scale People Assortment A2012 (2 ea of 7)

Product descriptions on pages 19, 30-33, 44, 55, 58, 62, 79.



Architectural Scale People Assortment A2012



Architectural Model Landscape Assortment LS2011

Field System

Field System Merchandiser FS649

The Field System Merchandiser displays 33 different products from the Field System, including four colors of Static Grass in four sizes (2mm, 4mm, 7mm and 12mm), Plant Hues, Flowers, two colors of Briar Patch, Static King, Model Vac, Tuft-Tac, Static-Tac, Spray-Tac, Accent Shakers, Static Grass Starter Kit, Power Supply and Energizer Batteries. Vinyl panel for pegboard display.

29 3/4" w x 9 1/2" d x 53 1/2" h (75.5 cm x 24.1 cm x 135 cm)

Field System Full Assortment

FS648 (4-6 ea of 33)

Field System Half Assortment

FS612 (2-3 ea of 33)

Product descriptions on pages 40-44.

NEW



FS649 Merchandiser & FS648 Assortment

Pollen

Pollen Assortment

T4640 (4 ea of 9)
Assortment displays products on a pegboard.
11 1/4" w x 15" h (28.5 cm x 38.1 cm)

Product descriptions on page 35.



ReadyGrass Vinyl Mat

ReadyGrass Vinyl Mat Merchandiser RG5096

Wire merchandiser displays the four sizes of grass mats. Large, Medium and Small Rolls and Project Sheets are each available in five realistic colors. Coordinating accessories include Mat Adhesive, Road Kit, Water Kit, Landscape Kit and Tree Kit.

27" w x 16 1/2" d x 51 1/2" h (68.5 cm x 41.9 cm x 130 cm)

ReadyGrass Vinyl Mat Assortment

RG5105 (2-6 ea of 25)

ReadyGrass Roll Merchandiser RG5094

Wire merchandiser hangs on pegboard and displays the four sizes of ReadyGrass Rolls. Each roll sizes come in two colors.

14" w x 14" d x 50" h (35.5 cm x 35.5 cm x 127 cm)

ReadyGrass Roll Starter Assortment

RG5106 (2 ea of 8)

Product descriptions on page 37.



RG5096 Merchandiser & RG5105 Assortment



RG5094 Merchandiser & RG5106 Assortment

Ready Landforms

Ready Landforms Assortment C1305 (2-4 ea of 6)

Product descriptions on page 38.



Water System

Water System Merchandiser CW4505

The Water System Merchandiser displays 21 different products from the Water System, including Water Tints, Water Undercoats, Whitewater Highlight, Realistic Water, Surface Water, Deep Pour Water and Dust Dabber. Merchandiser sits on a counter/shelf or hangs from pegboard. Merchandiser includes a full color header and reorder labels.

16" w x 9" d x 34" h (40.6 cm x 22.8 cm x 86.3 cm)

Water System Assortment

CW4500 (2-4 ea of 21)

Product descriptions on pages 46-48.

Water System ISBU

UD4498
16 1/4" w x 9 5/8" d x 11 1/4" h
(41.2 cm x 24.4 cm x 28.5 cm)



Pegboard Display



CW4505 Merchandiser & CW4500 Assortment



CW4505 Merchandiser & UD4498 ISBU

Premium Trees

Premium Trees Merchandiser TR1700
Merchandiser includes a full-color header, reorder backing cards and 56 hooks. It displays various species of trees, ranging in size from 1 1/2" to 6" (3.81 cm to 15.2 cm), in colorful, clamshell packaging.

Premium Trees Complete Asst. TR1692 (2 ea of 28)
Product descriptions on pages 51-53.




TR1700 Merchandiser & TR1692 Assortment

Ready Made Realistic Trees

Ready Made Realistic Trees Merchandiser TR1599
Merchandiser includes a full-color header, reorder backing cards and 50 hooks. It displays selections of deciduous and pine trees, ranging in size from 3/4" to 9" (1.9 cm to 22.8 cm), in colorful, clamshell packaging.

Ready Made Realistic Trees Assortment TR1590 (2-4 ea of 25)
Product descriptions on pages 57-58.



TR1599 Merchandiser & TR1590 Assortment

Woodland Classics

Woodland Classics Merchandiser TR3496
This floor spinner merchandiser includes a full-color header and reorder backing cards. It displays selections of Woodland Classics trees ranging in height from 3/4" to 9" (1.9 cm to 22.8 cm), in colorful clamshell packaging.

Woodland Classics Trees Assortment TR3493 (2-4 ea of 47)
Product descriptions on pages 54-56.



Pegboard Display



TR3496 Merchandiser & TR3493 Assortment

Ready Made Trees Value Pack

Ready Made Trees Value Pack Merchandiser TR1597
Merchandiser includes a two-color header, reorder backing cards and 26 hooks. It displays colorful, clamshell packages of pine and deciduous trees. Trees range in size from 3/4" to 8" (1.9 cm to 20.3 cm).

Ready Made Trees Value Pack Assortment TR1593 (2 ea of 13)
Product descriptions on page 59.



TR1597 Merchandiser & TR1593 Assortment

Forest Canopy

Forest Canopy Assortment F1655 (2 ea of 4)
Product descriptions on page 60.



Clump-Foliage/Tree Kits

Clump-Foliage/Tree Kit Merchandiser FC998
Vinyl merchandiser hangs on pegboard and displays six different Clump-Foliage colors, six different Realistic Tree Kits and Hob-e-Tac Adhesive.

Clump-Foliage/Tree Kit Assortment FC907 (2-8 ea of 13)
Product descriptions on pages 32, 33, 62.



FC998 Merchandiser & FC907 Assortment

Tidy Track

Vinyl panel for pegboard display.
19 1/4" w x 7" d x 37 1/2" h (48.8 cm x 17.7 cm x 95.2 cm)

Tidy Track Merchandiser TT4590

Tidy Track Assortment TT4591 (4 ea of 14)
Product descriptions on pages 160-161.



TT4590 Merchandiser & TT4591 Assortment

AutoScenes

AutoScenes are finely sculpted and custom painted capturing the '40s and '50s eras.

(Photo is a representation of Assortments & Merchandiser)



N Scale

N Scale AutoScenes Assortment AS5294 (1 ea of 25)
Header not included but available upon request.
21 1/2" w x 3" d x 24" h (54.6 cm x 7.62 cm x 60.9 cm)
Product descriptions on pages 86-91.

HO Scale

HO Scale AutoScenes Assortment AS5473 (1 ea of 43)
Assortment includes a full-color header.
21 3/4" w x 4" d x 51 1/4" h (55.2 cm x 10.1 cm x 130 cm)
Product descriptions on pages 86-91.

Scenic Accents

These economically priced N, HO, O and G scale works of art exude personality—their natural charm and realistic appearance steal the show. Sculpted figures, animals and accessories are hand painted in fine detail, adding color, interest and life to any layout.

(Photos are a representation of Assortments & Merchandiser)



N Scale

N Scale Scenic Accents Swinger Merchandiser A2106

Feature your N scale Scenic Accents on pegboard with this space-saving Swinger Merchandiser display. Includes six Display Panels, Panel Pulls plus a Bracket that holds the Complete Assortment with room to grow. 21" w x 10 1/4" d x 32 1/2" h (53.3 cm x 26 cm x 82.5 cm)

N Scale Swinger Add-On Panel A2109

Grip and Glue Chute Merchandiser A2107

This optional Grip and Glue Chute hangs next to the N Scale Merchandiser and holds 6 Gentle Grips and dispenses 12 bottles of Scenic Accents Glue. 3" w x 10" d x 25 1/2" h (7.62 cm x 25.4 cm x 64.7 cm)

Grip and Glue Chute Assortment A2108 (4-12 ea of 2)

N Scale Scenic Accents Assortment A2444 (1 ea of 79)

Product descriptions on pages 67-79.

HO Scale

HO Scale Scenic Accents Swinger Merchandiser A18045

Merchandiser includes 11 Display Panels and 2 Brackets plus a separate dispenser for 12 bottles of Scenic Accents Glue and 6 Gentle Grips. This durable, compact merchandiser easily hangs on pegboard. Its unique ability to maximize inventory space makes it a sure bet, by incorporating swinging display panels with Panel Pulls for easy viewing of the HO scale Scenic Accents. The Swinger comes with a colorful 6" x 20" (15.2 cm x 50.8 cm) header.

51" w x 10 1/4" d x 32 1/4" h (129 cm x 26 cm x 81.9 cm)

HO Scale Swinger Add-On Panel A1806 10 3/4" w x 2 3/4" d x 24 1/2" h (27.3 cm x 6.98 cm x 62.2 cm)

HO Scale Swinger Add-On Panel and Bracket A18061

HO Scale Scenic Accents Assortment A1751 (1-6 ea of 134)

Product descriptions on pages 67-78.



A18045 Merchandiser & A1751 Assortment

HO/N Scale

HO/N Scale Scenic Accents Spinner Merchandiser A1798

This free standing spinner merchandiser includes a colorful header and reorder labels. 15 3/4" w x 15 3/4" d x 46 3/4" h (40 cm x 40 cm x 118 cm)

HO Scale Scenic Accents Spinner Merchandiser A1796

This free standing spinner merchandiser includes a colorful header and reorder labels. 15 3/4" w x 15 3/4" d x 30 1/4" h (40 cm x 40 cm x 76.8 cm)

HO Scale Scenic Accents Spinner Add-On Merchandiser A1797

15 3/4" w x 15 3/4" d x 8 3/4" h (40 cm x 40 cm x 22.2 cm)

N Scale Scenic Accents Spinner Add-On Merchandiser A2099

15 3/4" w x 15 3/4" d x 6 3/4" h (40 cm x 40 cm x 17.1 cm)

HO/N Scale Scenic Accents International Spinner Assortment A2070 (2-12 ea of 50)

HO Scale Scenic Accents Spinner Assortment A2071 (2-12 ea of 26)

HO Scale Scenic Accents Add-On Assortment A2072 (2 ea of 12)

N Scale Scenic Accents Add-On Assortment A2073 (2 ea of 12)

Product descriptions on pages 67-78.

O Scale

O Scale Scenic Accents Asst. A2927 (1 ea of 46)

Assortment includes a full-color header. 35 1/2" w x 2 1/2" d x 66 1/2" h (72.3 cm x 6.35 cm x 186 cm)

Product descriptions on pages 67-78.

G Scale

G Scale Scenic Accents Asst. A2661 (1 ea of 47)

Assortment includes a full-color header. 33 1/2" w x 4 1/2" d x 76" h (85 cm x 11.4 cm x 193 cm)

Product descriptions on pages 80-82.



A1798 Merch. & A2070 Asst.

A1796 Merch. & A2071 Asst.

Just Plug

Just Plug Assortment with Merchandiser

JP5780 (4-8 ea of 18)

Vinyl panel for pegboard display.

20" w x 6 1/2" d x 30" h (50.8 cm x 16.5 cm x 76.2 cm)

Just Plug Merchandiser

JP5779

Vinyl panel for pegboard display.

20" w x 30" h (50.8 cm x 76.2 cm)

Just Plug Light Add-On Assortment

JP5781 (2 ea of 8)

3" w x 6 1/2" d x 27" h (7.62 cm x 16.5 cm x 68.5 cm)

Just Plug Accessories Assortment

JP5782 (4 ea of 7)

6" w x 6 1/2" d x 30" h (15.2 cm x 16.5 cm x 76.2 cm)

Just Plug Billboard Assortment **NEW**

JP5783 (2 ea of 5)

6" w x 6 1/2" d x 30" h (15.2 cm x 16.5 cm x 76.2 cm)

Just Plug Flags Assortment **NEW**

JP5949 (4 ea of 9)

6 1/2" w x 4 1/4" d x 30" h (16.5 cm x 10.7 cm x 76.2 cm)

Just Plug Street & Wall Mount Lights Merchandiser JP5670

Vinyl panel for pegboard display.

20" w x 6" d x 30" h (50.8 cm x 15.2 cm x 76.2 cm)

Just Plug Street & Wall Mount Lights Assortment with Merchandiser JP5671 (4 ea of 18)

Just Plug Vehicles Assortment with Merchandiser JP5589 (2 ea of 24)

Vinyl panel for pegboard display.

12 5/8" w x 6 1/2" d x 30" h (32 cm x 16.5 cm x 76.2 cm)

Just Plug Vehicles Merchandiser JP5588

Vinyl panel for pegboard display.

12 5/8" w x 30" h (32 cm x 76.2 cm)

Just Plug O Scale Vehicles Assortment with Merchandiser JP5969 (2 ea of 12)

Vinyl panel for pegboard display.

21 3/4" w x 6 1/2" d x 30" h (55.2 cm x 16.5 cm x 76.2 cm)

Product descriptions on pages 94-102.

Just Plug ISBU
Just Plug In-Store Built-Up
 UD5691

This HO Scale In-Store-Built-Up has everything you need to get customers excited about the Just Plug Lighting System. The display comes with a Police Car, Arched Cast Iron Street Light and Lubener's General Store - simply plug into the Light Hub.

12 1/4" w x 9 1/2" d x 13" h (31.1 cm x 24.1 cm x 33 cm)



JP5780 Assortment



JP5781 Asst.



JP5782 Asst.



JP5783 Asst.



JP5949 Asst.



JP5671 Assortment



JP5589 Assortment



JP5969 Assortment

N Scale Building Kits

N Scale Kit Assortment 50099B (2 ea of 16)
Assortment includes a two-color sign, reorder tags and a plan-o-gram.
27" w x 2" d x 32" h (68.5 cm x 5.08 cm x 81.2 cm)

Product descriptions on pages 126-129.



O Scale Building Kits

O Scale Building Kit Assortment 80099 (2 ea of 3)
Product descriptions on page 134.



N Scale Modular System

N Scale Modular Assortment 60100 (6-20 ea of 14)
Assortment includes a two-color sign, reorder tags and a plan-o-gram.
21" w x 6" d x 27" h (53.3 cm x 15.2 cm x 68.5 cm)


Product descriptions on page 136.



HO Scale Building Kits

HO Scale Kit Assortment 10067 (1 ea of 36)
Assortment includes a two-color sign, a set of four-color reorder cards and a plan-o-gram.
37" w x 9" d x 54" h (93.9 cm x 22.8 cm x 137 cm)

Product descriptions on pages 130-133.



O Scale Modular System

O Scale Modular Assortment 90199 (2-10 ea of 12)
Assortment includes a two-color sign, reorder tags and a plan-o-gram.
19 1/2" w x 5" d x 34" h (49.5 cm x 12.7 cm x 86.3 cm)

Product descriptions on page 136.



Trackside Scenes

HO Scale Trackside Scenes Merchandiser and Assortment TS150 (2 ea of 4)
Cardboard merchandiser is a counter or shelf display that holds 8 kits. Each kit contains over 70 pieces.
11" w x 10 3/4" d x 12" h (27.9 cm x 27.3 cm x 30.4 cm)

Product descriptions on page 147.



TS156 Assortment

Complete Scenes

HO Scale Complete Scenes Assortment S5 (2 ea of 3)
Assortment includes three different HO scale scenes! Each kit has a different size footprint.

HO Scale Scene Kit Assortment TS156 (1 ea of 7)
Assortment includes 4 Trackside Scenes and 3 Complete Scenes.

Product descriptions on page 146-147.



TS156 Merchandiser and Assortment

Scenic Details

HO Scale Scenic Details Merchandiser D299
Merchandiser displays 47 Scenic Details. This two-sided spinner sits on a counter or shelf. Includes a bright header.

Scenic Details Assortment D295 (2 ea of 47)
16 1/2" w x 15" d x 40" h (41.9 cm x 38.1 cm x 101 cm)

Product descriptions on pages 83-84, 92, 144.



D299 Merchandiser & D295 Assortment

Mini-Scenes

Mini-Scene Assortment M120 (2-6 ea of 15)
Twelve Kits, Paint Sets, Pewter Patina Finish and Glass Display Dome and Bases.

Product descriptions on page 145-146.



M120 Assortment

Model Graphics

Model Graphics Merchandiser MG700
Displays 64 different styles of high-quality Model Graphics and holds 6 Dry Transfer Burnishers. Counter, shelf or pegboard spinner with a two-color header.
17" w x 17" d x 34 1/2" h (43.1 cm x 43.1 cm x 87.6 cm) Counter Top
or 17" w x 19" d x 35 1/2" h (43.1 cm x 48.2 cm x 90.1 cm) Pegboard Display

Model Graphics Assortment MG795 (2-6 ea of 65)

Product descriptions on page 159.



MG700 Merchandiser & MG795 Assortment

Dry Transfer Decals

Dry Transfer Decals Merchandiser DT595
Convenient counter/shelf or pegboard display that holds 47 different Dry Transfer Decals and 4 Dry Transfer Burnishers. It allows for immediate viewing and access.

23" w x 8 3/4" d x 9 3/4" h (58.4 cm x 22.2 cm x 24.7 cm) Counter Top or Pegboard Display

Dry Transfer Decals Assortment DT594 (2-4 ea of 48)

Product descriptions on pages 154-158.



DT595 Merchandiser & DT594 Assortment



Pegboard Display

Hob-E-Lube Premium Oils

Hob-E-Lube Premium Oils Assortment HL691 (4 ea of 4)
Assortment includes a free 8" x 8 1/4" (20.3 cm x 20.9 cm) backing card and displays 4 different Premium Oils. These oils have a special 2 1/4" (5.71 cm) needle tip applicator.

Product descriptions on page 162.



HL691 Assortment

Hob-E-Lube

Hob-E-Lube Merchandiser HL695
Counter, shelf or pegboard merchandiser, which holds lubricants and Workbench Assortment. Also included is product information, so your customer can choose the right lubricant.
24" w x 4 1/2" d x 16" h (60.9 cm x 11.4 cm x 40.6 cm)

Hob-E-Lube Assortment HL690 (4 ea of 8)

Product descriptions on page 162.



HL695 Merchandiser & HL690 Assortment

Hob-Bits

Hob-Bits Merchandiser and Assortment H798
Counter or pegboard display. It includes a two-color header with chart for determining the appropriate fastener. Miniature machine screws are available in four different styles and a variety of sizes. Hex nuts, washers, wrenches and taps are easily displayed.

15 3/4" w x 6 1/2" d x 13 1/4" h (40 cm x 16.5 cm x 33.6 cm) Counter Top or Pegboard Display

Product descriptions on page 162.



H798 Merchandiser & Assortment

Pegboard Display

PineCar

PineCar Merchandiser P3994

Display the complete assortment, 132 products on a space-saving floor spinner with colorful header. Converted easily to a pegboard wall mount.

29" w x 26 3/4" d x 86" h (73.6 cm x 67.9 cm x 218 cm) Floor Spinner or 76" w x 12" d x 86" h (193 cm x 30.4 cm x 218 cm) Pegboard Display

PineCar Complete Assortment P3881 (2-12 ea of 132)

PineCar Starter Assortment P3882 (2-6 ea of 132)

PineCar Precision Tool Merchandiser & Assortment P3883 (2 ea of 6)

PineCar Full Body Assortment P3884 (2 ea of 9)


PineCar Basic Merchandiser & Assortment P3870 (2-7 ea of 12)

PineCar Power Panel Assortment P3869 (4-6 ea of 22)

PineCar Endcap Assortment P3878 (2-12 ea of 40)

PineCar Endcap Starter Assortment P3879 (2-6 ea of 40)

Product descriptions on pages 166-188.



Endcap Assortment P3878



Power Panel Assortment P3869



P3994 Merchandiser & P3881 Assortment



PineCar Basic Merchandiser & Assortment P3870



Precision Tool Merchandiser & Assortment P3883



PineCar Full Body Assortment P3884



Pegboard Display

SailBoat Racer

SailBoat Racer Merchandiser SR495

Shelf or wall unit that displays Assortment SR490.

24" w x 4 1/2" d x 19" h (60.9 cm x 11.4 cm x 48.2 cm)

SailBoat Racer Assortment SR490 (4-8 ea of 9)

Product descriptions on page 191-192.



SR495 Merchandiser & SR490 Assortment

Scene-A-Rama

Scene-A-Rama Merchandiser SP4095

Designed to set on the floor or fit squarely on a standard 15" (38.1 cm) gondola. Set merchandiser as an end cap, in an aisle or free standing anywhere in your store.

42" w x 15" d x 74" h (106 cm x 38.1 cm x 187 cm)

Complete Assortment SP4103 (4-6 ea of 28)

Scene Setters Merchandiser SP4094

Scene Setters Clamshell Assortment SP4330 (4 ea of 10)

Project Pack Assortment SP4321 (2 ea of 4)

Scenery Assortment SP4077 (4 ea of 19)

Scene Setters Bag Assortment SP4331 (4 ea of 14)

Theme Kit Assortment SP4238 (4 ea of 12)

Product descriptions on pages 196-199, 202-204, 206-210.



Scene Setters Bag Assortment SP4331



SP4095 Merchandiser & SP4103 Complete Assortment shown with Scene Setters Clamshell Assortment SP4330



Theme Kit Assortment SP4238



Project Pack Assortment SP4321



Scenery Assortment SP4077

Scene-A-Rama Built-Ups

Volcano In-Store Built-Up D7


Staged built-up demonstrates four easy steps to a great diorama. Set it by the Scene-A-Rama products to promote sales. This is a dealer direct item.

18" w x 12 1/2" d x 14 1/2" h (45.7 cm x 31.7 cm x 36.8 cm)

Tepee In-Store Built-Up D1

This built-up is the perfect example of a project that can be created using Scene-A-Rama. Set it next to your cash register, or the Scene-A-Rama Merchandiser, to draw attention and promote sales. This is a dealer direct item.

12 1/2" w x 9 1/2" d x 9 3/4" h (31.7 cm x 24.1 cm x 24.7 cm)





A

Accent Shakers 41

Adhesives..... 13, 33, 37, 41, 79

Architectural Model Landscape Assortment 214

Architectural Scale People Asst. ... 214

AutoScenes (N, HO Scale)..... 86-91
Assortments 217

Auxiliary Switch..... 96

B

Ballast..... 27
Shaker Merchandiser & Assortment 213

Batteries (9V)..... 41

Battery Case..... 96

Billboards (HO Scale)..... 101

Blended Turf..... 30

Book 8

Briar Patch..... 44

Broken Stumps..... 36

Buildings..... 103-144

Building Kits 117-144

Building Sets 142, 143, 150-152

Built-&-Ready Landmark Structures (N, HO, O Scale).. 105-116

Bushes..... 31

C

Canister Shaker 33

Canister Shaker Set..... 33

Carving Plaster 17

City & Industry Building Set.. 143, 151

Cleaning & Finishing Pads 160

Clean Track Solution 161

Clump-Foliage..... 32

Clump-Foliage/Tree Kit Asst..... 217

Coal 26

Coarse Turf..... 30

Complete Landscape Kit..... 64

Complete Scenes..... 146
Assortment..... 220

Connecting Cables..... 96

Connector Plate Set..... 149

Corner Module Kit 149

Corner Module Kit Stand..... 149

Culverts (N, HO Scale)..... 20

Cut Stumps..... 36

D

Dead Fall 36

Decals & Graphics 154-159

Deep Pour Water 48

DPM Building Kits Assortment..... 220

DPM Landmark Structures..... 126-141

DPM Select Building Kits..... 133

Dry Transfer Burnisher 154

Dry Transfer Decals..... 154-159
Merchandiser & Assortment..... 221

Dust Dabber 47

Dust Monkeys (N, HO Scale) 160

E

Earth Colors Kit..... 19

Earth Colors Liquid Pigment..... 19

Earth Colors Liquid Pigments Undercoat..... 19

E-Z Water..... 48

Easy Rock Carving Tools 18

Expansion Hub..... 95

Extension Cables..... 96

Extension Cable Kit 97

Extension Wire..... 97

F

Fasteners & Lubricants 162

Field Grass 44

Field System 39-44
Merchandiser & Assortment..... 214

Field System Power Supply..... 41

Figures & Accents..... 65-84

Fine-Leaf Foliage..... 61

Fine Turf..... 30

Flex Paste..... 13

Flexi Edge..... 25

Flowering Foliage 35

Flowers 43

Foam Cutter Bow & Guide..... 13

Foam Knife 12

Foam Knife Blades 12

Foam Nails..... 12

Foam Pencils..... 12

Foam Putty..... 12

Foam Sheets..... 11

Foam Tack Glue 13

Foliage..... 34

Foliage Clusters..... 32

Forest Canopy 60
Assortment..... 217

Fruit..... 35

G

Gentle Grips 79

Glass Display Dome and Base ... 146

Grade Crossings 26

Grand Valley Layout Kit..... 151

Grand Valley Atlas Track Pack.... 151

Gravel..... 26

H

Hob-Bits..... 162
Merchandiser & Assortment..... 221

Hob-E-Lube Lubricants..... 162
Merchandiser & Assortment..... 221

Hob-E-Lube Premium Oils..... 162
Assortment 221

Hob-e-Tac Adhesive 33

Hot Wire Foam Cutters 13

Hot Wire Foam Cutter Replacement Wire 13

I

Incline/Decline Sets and Starters ... 11

J

Just Plug Lighting System 93-102
Merchandisers & Assortments 219

L

Landmark Structures Building Kits 117-121

Landscape Lights..... 102

Landscape System..... 29-38
Merchandiser & Assortment..... 214

Latex Rubber..... 24

Layout Kits..... 150-153

Lead-Free Metal Tree Kits 63-64

Learning Aids 8

Learning Kits 8
Assortment 212

LED Lights 97

Lichen..... 36

Light Block Kit 97

Light Diffusion Window Film 97

Lighted Vehicles (N, HO, O Scale) 98-99

Light Hub..... 94

Lights & Hub Set 97

Lightweight Hydrocal 17

Linker Plugs..... 97

Low Temp Foam Glue Gun 13

Low Temp Foam Glue Sticks..... 13

M

Maintenance Pads..... 160

Mat Adhesive..... 37

Merchandisers & Assortments .. 211-221

Mini-Scene Kits..... 145
Assortment..... 221

Mini-Scene Paint Set 146

Model Graphics..... 159
Merchandiser & Assortment..... 221

Model Scenery Made Easy (DVD).... 8

Model-Vac 40

Modeling Sheets..... 12

Mod-U-Rail System..... 148-149

Mod-U-Rail Kits 149

Mod-U-Rail Stands 149

Mold-A-Scene Plaster..... 17

Mountain Valley Scenery Kit..... 153

N

Nano Lights 97

No-News Paper 14

P

Paving Tape 25

Pewter Patina Finish 146

Plant Hues 43

Plaster Brush Set..... 18

Plaster Cloth 15

Plaster Cloth Narrow..... 15

Plaster Cloth Triple Roll..... 15

Plaster Cloth Sheets 15

Plaster Cloth/Modeling Tray 15

Plaster Mixing Set..... 18

Plasters..... 17

Pollen..... 35
Assortment..... 215

Poly Fiber..... 34

Woodland Scenics Cont.

Power Supply 94

Premium Trees 51-53
Merchandiser & Assortment..... 216

Profile Boards 11

Port Sharing Device..... 96

R

Rail Pal..... 160

Rail Tracker Cleaning Kit..... 160

Ready Landforms 38
Assortment..... 215

Ready Made Realistic Trees 57-58
Merchandiser & Assortment..... 216

Ready Made Trees Value Pack..... 59
Merchandiser & Assortment..... 217

Ready Rocks 22

ReadyGrass Vinyl Mats 37
Merchandiser & Assortment..... 215

Realistic Tree Kits..... 62

Realistic Water..... 48

Rescue Pads 160

Retaining Walls (N, HO Scale) 20

Risers..... 11

River Pass Building Kits 143, 152

River Pass Layout Kit..... 152

River Pass Scenery Kit 152, 153

Road Riser..... 12

Road Striping Pens..... 25

Road System 25-28

Rock Molds..... 23

Rocky Ridge 38

Roto Pads 161

Roto Wheel Cleaner (N, HO Scale) 161

S

Scale Chart..... 66

Scene Kits 145-147

Scenery Clinic 212

Scenic Accents (N, HO, O, G Scale)..... 67-84
Merchandisers & Assortments 218

Scenic Accents Economy Packs (N, HO Scale) 79

Scenic Accents Glue..... 79

Scenic Cement..... 33

Scenic Details..... 83-84, 92, 144
Merchandiser & Assortment..... 221

Scenic Glue 33

Scenic Ridge Atlas Track Pack.... 150

Scenic Ridge Layout Kit..... 150

Scenic Sprayer 33

Sequencing Light Hub 96

Shaker Merchandiser 213

Shaper Sheet..... 16

Shaper Sheet Plaster..... 17

Shrubs & Saplings..... 61

Smooth-It 25

Soft Flake Snow 36

Splicer Plugs 97

Spray-Tac 41

Square Module Kit Stand 149

Static Grass 42

Static Grass Flock 32
Assortment 213

Static Grass Starter Kit 43

Static King 40

Static-Tac 41

Straight Module Kit Stand..... 149

Straight Module Kit..... 149

Stick-On Lights 97

Sticky Spots 14

Street Lights 100

Stumps 36

SubTerrain: A How-To Video (DVD) . 8

SubTerrain System 9-13
Merchandiser & Assortment..... 212

SubTerrain Scenery Kit..... 153

Super Strength Plaster 17

Support Panels 14

Surface Waters 47

T

Talus (Rock Debris)..... 24

Terrain System 14-24
Merchandiser & Assortment..... 212, 213

The Clinic (DVD)..... 8

The Complete Guide to Model Scenery 8

The Scenery Kit 153

Tidy Track..... 160-161
Merchandiser & Assortment..... 217

Tidy Wire Kit 96

Top Coat (Asphalt/Concrete) 25

Town & Factory Building Set .. 142, 150

Track-Bed..... 28
Merchandiser & Assortment..... 213

Track Pack (N Scale)..... 150

Track Painters..... 161

Trackside Scenes..... 147
Assortment..... 220

Trees..... 49-64

Tree Armatures..... 62

Tuft-Tac 41

Tunnels 38

Tunnel Liner Form..... 18

Tunnel Portals (N, HO, O Scale).... 21

Turf Shaker 30
Merchandiser & Assortment..... 213

U

Underbrush 31

Underbrush, Bushes & Flock 31-32
Merchandiser & Assortment..... 213

US Flags 102

V

Vehicles 85-92

Videos..... 8

W

Wall Mount Lights 100

Water Effects 47

Water Ripples 47

Water System 45-48
Merchandiser & Assortment..... 215

Water Tints..... 46

Water Undercoats 46

Water Waves 47

White Water Highlight..... 47

Woodland Classics..... 54-56
Merchandiser & Assortment..... 216



A

5 Axles..... 186

Accessories..... 186

Adhesives..... 186

Adjustable Stick-On Weights..... 184

Axle Keepers..... 186

Axle Shaper 188

Axle Slot Jig..... 188

Axle Placement Guide..... 188

Axles & Polishing Kit..... 183

Aerodynamic Pre-Cut Designs..... 167

Aerodynamic Racer Weight 184

B

Bar Weight..... 184

Block..... 167

Body Builder Kit..... 180

Body Putty 187

Body Skin Custom Transfers..... 172

Building PineCar Racers (DVD) ... 166

C

Canopy & Cockpit Sets 179

Certificates, Ribbons and Trophies - PineCar 190

Certificates, Ribbons and Trophies - SailBoat 192

Chassis Weights..... 184

Cockpits & Drivers..... 179

CoG System 182

Combo Weights..... 184

Complete Paint Systems 170

Custom Finishing Kits..... 170

Custom Parts 181

Custom Parts With Decals..... 181

Cylinder Weights 185

D

Decorative Racing Pennants..... 190

Deluxe Car Kits..... 169

Designer Kits 168

Designer Kits with Wedge..... 168

Designer Stick-On Weights 184

Index

PineCar Cont.

Diamond Finishing Kit	183
Dry Transfer Decals.....	173-176, 181
Dry White With Cling.....	182

E

Elimination Charts, Forms and Stickers.....	190
EZ-Cut Tungsten Weight	185

F

4 Wheel Drive Chassis Weight	184
Featherweight Customizing Kit.....	180
Formula Glue	186
Full Body Pre-Cut Designs	167
Assortment.....	222

H

Hob-E-Lube Dry Graphite Lubricant	182
How-To Book.....	166
Hub Tool	188

M

Maximum Torque Chassis Weight	184
Merchandisers & Assortments	222
Micro-Polishing System.....	183

P

Performance & Conformity System ...	182
-------------------------------------	-----

PineCar 6 Packs	190
PineCar Race Package	189
PineCar Racer Basic Kit.....	168
PineCar Racer Premium Kits.....	169
PineCar Racer Wedge Kit	168
PineCar Speedway.....	190
Plate Weights.....	185
Pre-Cut Designs	167
Precision Tools	188
Assortment.....	222
Program Guide	166

R

Racer Display Stand.....	186
Racer Shaping Tools	187
Racing Wheels	186
Rear Wheel Drive Chassis Weight	184
Rocket Car Chassis Weight.....	184
Round Weights.....	184

S

SailBoat Racer Kit.....	192
SailBoat Racer Decals.....	191
SailBoat Racer Assortment & Merchandiser.....	222
Sanding Pads	187
Sanding Sealer & Wax.....	187
Sandpaper Assortment	187
Show Wheels	186
Speed Kit.....	183

Speed Racer Kit	168
Speed Tools	182-185
Straight Tracker	188
Strip Weights	184
Stick-On Decals.....	177-179
Stick-On Detail.....	178
Super Glue	186

T

Tapered, Strip and Bar Weights...	184
Templates & Stick-on Decals	179
Tools, Accessories & Adhesives	186-188
Total Hub Shaper	188
Tungsten CoG Weights	185
Tungsten Incremental Weights.....	185
Tungsten Putty Weight	185

W

Wedge	167
Weigh-In Digital Scale with Conformity Gauge	190
Weights.....	184-185
Wheel Alignment Tool.....	183
Wheel Flare Rub-On Decals.....	171
Wheel Lathe.....	188
Wheel Turning Mandrel	183
Windshield Kit.....	179

X

XLR8 Ultra Graphite	182
---------------------------	-----

SCENEARAMA[®]

A

A+ Projects & Dioramas: The Students Handbook.....	196
Accents	207
Accessories.....	206-209
Adhesives.....	206

B

Basic Diorama Kit.....	198
Building & Structure Kit	203
Blue Realistic Water.....	206

C

Casting Plaster	206
Cell Structure.....	204, 205
Classroom Packs.....	205
Creative Mask.....	205
Creative Mask & More	204
Complete Diorama Kit: Buildings ..	203

D

Desert Oasis Diorama Kit.....	198
Desert Plants	207
Dinosaur Ridge.....	201
Diorama Kits	198-199, 203

E

Erupting Volcano.....	204, 205
-----------------------	----------

F

Flat Surface Diorama Kits.....	198
Foliages & Grasses	207

H

Horizon & Detail Kit	203
----------------------------	-----

I

In-Store Built-Ups	223
--------------------------	-----

L

LandESCAPE Kits.....	200-201
----------------------	---------

M

Merchandisers & Assortments	223
Missions & More Diorama Kit	203
Mountain & Water Diorama Kits ...	199
Mountain Diorama Kit.....	199

N

Native American Village	204
-------------------------------	-----

P

Plaster Cloth	206
Pop-up Display.....	197
Project Base & Backdrops	197
Project Book	196
Project Glue.....	206

Project Packs.....	204
--------------------	-----

R

ReadyGrass Vinyl Mats	208
Ripplin' Water Kit.....	207
Rock Making Kit	207

S

Scene Setters	210
Assortment.....	223
Scenic Spray Glue.....	206
Scenery	208
Assortment	223
Sculpting Kit	203
Shipwrecked.....	200
ShowBox.....	197
Sticky Bond	206

T

Tepee Village.....	205
Theme Kits.....	202
Trees.....	209
Tree Kits	209

W

Water Diorama Kit	199
Winter Effects	207



Thank you for choosing Woodland for your models, projects, and creations!

We enjoy hearing from you, so please visit us at woodlandscenics.com to share your inspiration, photos or to suggest new product ideas. Our commitment to you, our loyal customers, has kept Woodland quality and value growing for over 45 years. We truly appreciate your input and look forward to hearing from you!



WOODLAND®

PO BOX 98 • LINN CREEK, MO 65052
Phone 573-346-5555 • Fax 573-346-3768
woodlandscenics.com

XLITWSCATALOG
©2019 O CO



7 24771 00100 3