



WOODLAND™

~ QUALITY BRANDS ~

WOODLAND SCENICS®

SCENE-A-RAMA®

PINECAR®



Woodland Scenics is committed to a business practice, which supports the economy of our local community.

We manufacture the vast majority of our products at our Linn Creek, Missouri manufacturing plant, which also houses our product development, package and creative design, marketing, sales and customer service operations.

When you purchase Woodland Scenics Quality Brands, you support American manufacturing working in balance with a global economy to support American jobs.

Woodland Scenics Apps

Visit our website to download the following apps, available for your smart phone, tablet or PC.



Model Inventory Easy-to-use inventory app for tracking your model railroad locomotives, rolling stock, structures, scenery and accessories.



Model Scaler Fast, easy and efficient scale model conversion tool for any scale. Quickly convert U.S. Customary and Metric measurements into any scale. Also available for Windows, Mac and Linux on the Chrome Web Store.



Water Volume Estimator This fast and easy tool calculates how much Deep Pour Water™ or Realistic Water™ you need to create your water feature. Just put in the measurements of your water feature and let the Water Volume Estimator do the rest.



PineCar Calculator Instantly find your car's center of gravity. Calculate the amount of weight you need on your front axle to place your center of gravity where you want it.



Look for this icon adjacent to specific products. It lets you know there is a how-to video demonstration of that product on our website.

Keep up-to-date on all Woodland happenings! Join us on social media or visit the website to sign up for our e-newsletter. Get the latest product announcements, newly released how-to videos and other information related to your modeling projects.



All art material products in this catalog conform to Health Requirements of ASTM D4236

WOODLAND SCENICS® 3 -136

From base to terrain to the final scenic detail, this line of products offers exactly what you need to build your layout, diorama, display or other project. *These items are not Children's Products and are not intended for use by Children.*

Learning Aids 4-5
Learn the techniques you need to build a layout from start to finish.

Layout System 6-9
Revolutionary. Lightweight. Design and build any layout easily.

Terrain System 10-14
Model realistic mountains, valleys, rolling hills and other features.

Culverts, Retaining Walls & Portals 15-16
High-density plaster castings, highly detailed and ready to color.

Rocks 17-19
Mold and color your own or install ready-to-go, hand painted rocks.

Roadbed 20-21
Quality roadbed products ensure a quiet, efficient train operation.

Road System 22
Model roads, sidewalks, curbs, and other paved areas easily.

Landscape 23-35
Easy-to-use products produce the realistic results you expect.

Trees 36-47
Trees and tree-making products for limitless, realistic possibilities.

Figures & Accents 48-64
Set a lively scene with people, animals and accessories.

Vehicles 65-70
Set a realistic stage with a wide selection of vehicles and figures.

Lighting System 71-77
Quickest and easiest way to add lights to buildings or any project.

Buildings 78-121
Select one of several options to satisfy your modeling preference.

Scene Kits 122-123
Model a complete, detailed scene full of life, humor and interest.

Layout Kits 124-129
These complete kits produce professional results.

Decals & Graphics 130-133
Easy-to-apply dry transfer original graphics, numbers and letters.

Track Maintenance 134-135
Keep rails and wheels clean with this easy-to-use system.

Fasteners & Lubricants 136
Quality fasteners and lubricants for all hobby and household needs.

SCENE-A-RAMA® 137-150

Easy-to-use modeling materials spark imagination and make learning fun. Scene-A-Rama is a complete line of products designed to help students create dioramas, displays and other A+ projects.

PINECAR® 151-174

Build the fastest racer on the track with this line of easy-to-build car kits, weights, decals, speed tools and accessories.

MERCHANDISERS & ASSORTMENTS 175-191

Increase product visibility and display appeal with eye-catching merchandisers, assortments and marketing tools.

Index 192-195




WOODLAND SCENICS®





See The Videos...Read The Books


Create your dream layout, diorama or display with easy and fail-safe modeling systems. No artistic talent needed. From lightweight layout bases to sculpting any type of terrain and modeling realistic scenery, learning aids teach you about the modeling process and walk you through each and every step.



The Scenery Manual C1207

From layout base to landscape and the final scenic details, learn easy and fail-safe modeling techniques. This manual is full of color photos, illustrations, and the product information, step-by-step methods and tips and techniques you need to model realistic scenery. Great for beginners and experienced modelers.


167 pages



SubTerrain Manual ST1402

This illustrated, how-to manual teaches you how to create the ideal lightweight layout for model trains. Over 200 illustrations and photos.

80 pages



The Clinic VHS R990 - DVD R970

Some of the best professionals in the model railroad business demonstrate terrain and landscape techniques to a standing-room-only crowd at a National Model Railroad Association convention.


75 minutes



SubTerrain: Build a Layout Fast and Easy DVD ST1400

See how to build a model railroad layout with the revolutionary SubTerrain Lightweight Layout System.

58 minutes



Model Scenery Made Easy DVD R973

Watch and learn! This comprehensive video was produced to teach all modelers, from beginner to expert, the simple secrets of creating realistic model scenery.

60 minutes

Learning Kits

These value packed tools were developed specifically to teach beginning modelers and other hobbyists how to use the Terrain and Landscape Systems. Learn to sculpt terrain, cast, color and install rocks, landscape various scenes, create paved areas, make trees, model water features and add those crucial finishing touches. These kits are packaged in see-through plastic for easy product visibility and can be resealed to use as storage.



Rock Faces LK951

Learn to cast, install and color realistic rock formations.

Products: Lightweight Hydrocal[®] Plaster, Plaster Cloth, Rock Mold, Earth Colors Liquid Pigment and illustrated instructions

Yield four to five rocks **Hydrocal[®] is a U.S. Gypsum registered trademark*

ONLINE VIDEO



Road System LK952

Learn to add roads and other paved areas to any layout.

Products: Smooth-It, Paving Tape, Asphalt Top Coat and illustrated instructions

Road size approximately 3" x 4' (7.62 cm x 121 cm) long

ONLINE VIDEO



Trees LK953

Learn to model trees for any layout, diorama or project.

Products: Tree Armatures, Hob-e-Tac Adhesive, Clump-Foliage and illustrated instructions

Yield 18 trees ranging in height from 3/4" to 8" (1.9 cm to 20.3 cm)

ONLINE VIDEO



Landscape LK954

Learn to create beautiful scenery by blending and texturing various types and colors of scenery products.

Products: Earth Undercoat, Scenic Cement, Fine Turf, Clump-Foliage, Coarse Turf and illustrated instructions

Landscape an area 2' x 2' (60.9 cm x 60.9 cm)

ONLINE VIDEO



River/Waterfall LK955

Learn to create the illusion of water depth, make a river and a waterfall.

Products: Earth Colors Liquid Pigment, Realistic Water, Water Effects, Talus, Plaster Cloth, Green Grass Fine Turf, Scenic Glue and illustrated instructions

Model a river 1" x 28" (2.54 cm x 71.1 cm) and a waterfall 1 1/4" x 5" (3.17 cm x 12.7 cm)

ONLINE VIDEO



Scenery Details LK956

Learn simple techniques to create landscape detail on any layout.

Products: Dead Fall, Fine Turf, Bushes, Underbrush, Fine-Leaf Foliage, Field Grass, Flowering Foliage, Poly Fiber, Scenic Glue and illustrated instructions

Landscape an area 2' x 2' (60.9 cm x 60.9 cm)


ONLINE VIDEO

Layout System

SubTerrain Lightweight Layout System®



This revolutionary System consists of sturdy, durable and lightweight foam components that take the guesswork out of designing and building a layout, and tools and adhesives specifically designed to work with the system. The SubTerrain Manual (ST1402) provides detailed, fully illustrated instructions for using this system to construct a layout.

- No experience necessary
- No complicated calculations
- No expensive power tools
- No dusty mess



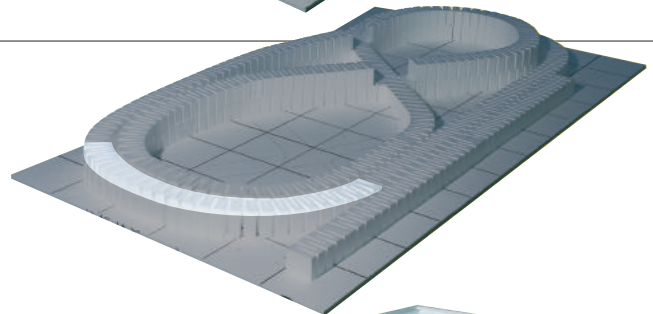

Risers

Elevate the track from a flat surface to create low-lying areas.




Inclines/Declines

Provide the proper change in elevation, so your train runs smoothly.



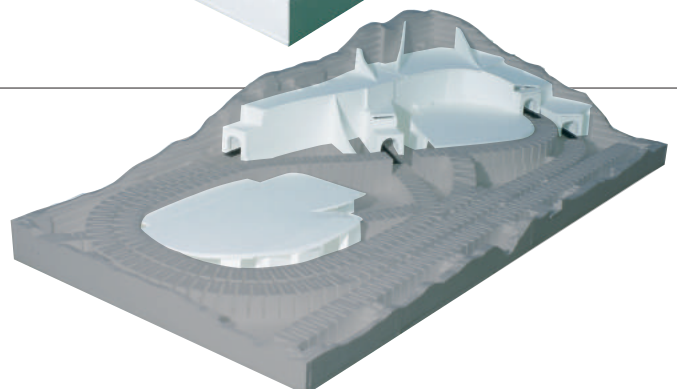

Profile Boards

Add sides. Create terrain contours with the Hot Wire Foam Cutter.



Foam Sheets

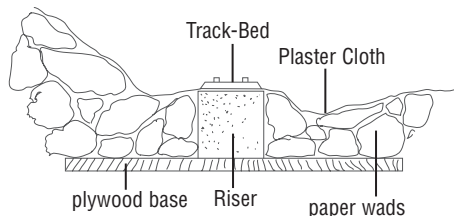
Create flat areas, tunnels and layout bases.



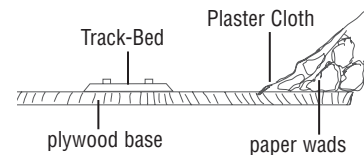
Risers

High-density foam Risers are used to elevate track. With the surrounding areas lower, modelers can create creek beds, ravines and other low-lying areas quickly and easily without the mess and inconvenience of expensive power tools.

Flex easily to form curves. Use on a plywood or foam base. To install, pin in place with Foam Nails and attach with Low Temp Foam Glue or Foam Tack Glue.



With Risers



Without Risers

What Size Do I Need?

Risers are available in 1/2", 3/4", 1", 2" and 4" heights. We recommend using at least a 2" Riser to elevate your track. This will provide moderate elevation for gradual relief, hills and creek beds. Use a 4" Riser to give you maximum elevation for steep relief, rivers, valleys and other more dramatic landscape.

Generally, 1/2", 3/4" and 1" Risers are used in conjunction with Incline/Decline Starters.

Each piece is 2 1/2" w x 24" l (6.35 cm x 60.9 cm)

Description	Quantity	Product No.
1/2" (1.27 cm)	4 per pkg	ST1406
3/4" (1.9 cm)	4 per pkg	ST1414
1" (2.54 cm)	4 per pkg	ST1407
2" (5.08 cm)	4 per pkg	ST1408
4" (10.1 cm)	2 per pkg	ST1409

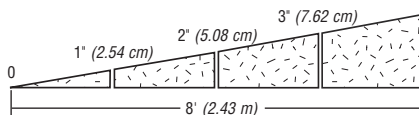
Patented Product



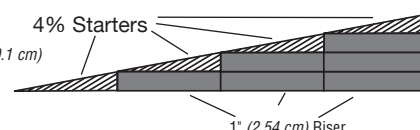
Incline/Decline Sets and Starters

Inclines/Declines are flexible and allow a smooth transition from one height to another. To install, pin in place and attach with Low Temp Foam Glue or Foam Tack Glue. Starters are identical pieces. Use alone or with Risers.

Each piece is 2 1/2" w x 24" l (6.35 cm x 60.9 cm)



Incline/Decline Sets



Incline/Decline Starters

See website for detailed illustration.

Description

2% Set Elevates/lowers track 4" in 16' (10.1 cm in 4.87 m)	8/set	ST1410
3% Set Elevates/lowers track 4 1/2" in 12' (11.4 cm in 3.65 m)	6/set	ST1416
4% Set Elevates/lowers track 4" in 8' (10.1 cm in 2.43 m)	4/set	ST1411
2% Starter Raises/lowers the elevation 1/2" (1.27 cm)	8/pcs	ST1412
3% Starter Raises/lowers the elevation 3/4" (1.9 cm)	6/pcs	ST1415
4% Starter Raises/lowers the elevation 1" (2.54 cm)	4/pcs	ST1413

Quantity Product No.

8/set	ST1410
6/set	ST1416
4/set	ST1411
8/pcs	ST1412
6/pcs	ST1415
4/pcs	ST1413




Profile Boards™ ST1419

Profile Boards create the perimeter of your layout to define the contours. Their special interlocking design makes them easy to join together with the use of matching Connectors. Place end-to-end or stack and lock together, then trim with a Hot Wire Foam Cutter to create mountain profiles.

Each Profile Board is 8" h x 24" l (20.3 cm x 60.9 cm)

2 Boards and 2 Connectors




Foam Sheets

Use Foam Sheets to create flat areas for towns and to form tunnels. Use scrap foam to elevate the Foam Sheets and attach with Low Temp Foam Glue or Foam Tack Glue. The 1/4" sheet can be bent into a radius.

Each piece is 12" w x 24" l (30.4 cm x 60.9 cm)

Description	Quantity	Product No.
1/4" (6 mm)	1 pc	ST1422
1/2" (1.27 cm)	1 pc	ST1423
1" (2.54 cm)	1 pc	ST1424
2" (5.08 cm)	1 pc	ST1425
3" (7.62 cm)	1 pc	ST1426
4" (10.1 cm)	1 pc	ST1427



Layout System



Modeling Sheets


- Unique layout-building material
- Use in place of styrene and balsa wood
- Flexible, lightweight and easy to cut
- Smooth, paintable surface

1/16" Modeling Sheets C1174
8 pcs / 16 sq ft (148 sq dm), 16 in x 18 in (40.6 cm x 45.7 cm) ea


1/8" Modeling Sheets C1175
4 pcs / 8 sq ft (74.3 sq dm), 16 in x 18 in (40.6 cm x 45.7 cm) ea

1/4" Modeling Sheets C1176
2 pcs / 4 sq ft (37.1 sq dm), 16 in x 18 in (40.6 cm x 45.7 cm) ea

Assorted Modeling Sheets C1177
4 pcs (2 ea 1/16", 1 ea 1/8", 1 ea 1/4")
8 sq ft (74.3 sq dm), 16 in x 18 in (40.6 cm x 45.7 cm) ea



Road Riser™ C1181
• Provides an instant flat area for modeling roads
• Follows the curvature of the terrain
• Flexible for modeling winding and hilly roads
4 pcs / 1/4" h x 2 1/2" w x 24" l
(6.35 mm x 6.35 cm x 60.9 cm)



ONLINE VIDEOS

Foam Nails ST1432
Use Foam Nails to pin Track-Bed, track, foam or other products in place temporarily.
2" (5.08 cm) 75/pkg



ONLINE VIDEOS

Foam Knife ST1433
Ideal for cutting foam. Includes 2" long blade.
1 knife/pkg

Foam Knife Blades ST1434
Replacement blades for Foam Knife
4 blades/pkg



ONLINE VIDEOS

Foam Pencils ST1431
• Special lead designed to draw on foam without causing damage
• Colors will not bleed through paint or other coverings
2 red, 2 black/pkg



Foam Putty™ ST1447
• Non-shrinking, lightweight filling material
• Same characteristics as foam
• Use to fill cracks and gaps on foam
• Sculpt, carve and sand easily when dry
16 oz vol (473 mL)



ONLINE VIDEOS

Flex Paste™ C1205
• Flexible, non-cracking modeling paste
• Use to create a hard surface or as a filler or primer on foam
• Use as a road base
• Use with Soft Flake Snow to model heavy snow drifts
16 fl oz (473 mL)





Low Temp Foam Glue Gun ST1445

- Will not damage foam and bonds instantly
 - Load glue sticks in barrel, use trigger to dispense
 - Use only with Low Temp Foam Glue Sticks
- 1 glue gun (110V) and 2 sticks 4" (10.1 cm)



ONLINE VIDEOS



Low Temp Foam Glue Sticks ST1446


- Bonds to foam, wood paper and other materials
 - Use only with Low Temp Foam Glue Gun
- 10/pkg - 10" x 3/8" (25.4 cm x 9.52 mm)



ONLINE VIDEOS

Hot Wire Foam Cutter

- Adjustable collars for clean, accurate cuts at any angle
- Two cutting path options - 4 1/2" or 3 1/2" w x 6" d (11.4 or 8.89 cm x 15.2 cm)
- Use only on Woodland Scenics foam products
- Includes 24" Nichrome wire - use only Nichrome replacement wire
- Use the Bow & Guide attachment to make precise angled cuts




Includes option for cutting in tight places and faster cuts

120V Hot Wire Foam Cutter ST1435 (Transformer/Plug US)

230V Hot Wire Foam Cutter ST14401 (Transformer/Plug Europe)

230V Hot Wire Foam Cutter ST14402 (Transformer/Plug UK)

240V Hot Wire Foam Cutter ST14403 (Transformer/Plug Australia/New Zealand)



Foam Cutter Bow & Guide ST1437

- Bow attachment adds versatility to the Hot Wire Foam Cutter
 - Attach the Guide for precise angled cuts
- (Handle not included. For use with Hot Wire Foam Cutter.)*



Hot Wire Foam Cutter Replacement Wire ST1436

- Special Nichrome wire
 - Retains even temperature needed to cut foam
- 48" (121 cm)



Foam Tack Glue™ ST1444


- Specially formulated adhesive is high tack and effective on most materials, especially foam
 - Use as contact cement when bonding two large surfaces
- 12 fl oz (354 mL)

Terrain System

The Terrain System offers a range of products for modeling earth contours, such as mountains, valleys, rolling hills and other realistic terrain easily. Use special pigments to color earth and castings. Install hand painted, ready-to-go rocks, or cast and/or carve custom rock formations. Add waterways, man-made drainage areas and structures like retaining walls and portals. Lay sound deadening roadbed and ballast track. Build and stripe paved roads and parking lots. Add grade crossings and model sidewalks and gravel roads.



ONLINE VIDEOS



Sticky Spots™ C1167

This high-tack, multi-sided adhesive yields instant placement on smooth and textured surfaces. It is repositionable and leaves no residue. Perfect for positioning terrain Support Panels and placing Road Riser. Each spot approx. 1/2" in diameter x 3/64" thick (12 mm x 1 mm)
100 pcs/pkg

Support Panels

Quick and easy to use as strong, lightweight terrain understructure. Use to support raised areas and to prepare for covering with No-News Paper and Plaster Cloth. The 2" Panels work great with Road Riser when building roads. Cut easily with Hot Wire Foam Cutter, Foam Knife, scissors or hobby knife.

2" Support Panels C1172

2/pkg 1/16" x 18" w x 24" l (1.58 mm x 45.7 cm x 60.9 cm)

4" Support Panels C1173

4/pkg 1/16" x 18" w x 24" l (1.58 mm x 45.7 cm x 60.9 cm)



No-News Paper™ C1188

Use No-News Paper to build terrain and substructure in preparation for a plaster shell. No-News Paper is heavier than newspaper, offering stronger support and requiring less paper when making wads. Hands stay clean. Convenient to store.

100 ft², 12" x 100' (9.29 m², 30.4 cm x 30.4 m)



Plaster Cloth/Modeling Tray C1194

Perfect for dipping Plaster Cloth. Made of durable nonstick silicone, the tray offers fast and easy cleanup and long-lasting use. Includes side grips for easy lifting. Also use to pour molds, plaster slabs and expansive rock walls and for a wide variety of modeling needs.

10" x 14" x 1 3/4" (25.4 x 35.5 x 4.44 cm)

Plaster Cloth

Plaster Cloth is the easy, convenient method for modeling lightweight landforms and terrain bases. The plaster-coated cloth creates a durable hard shell designed to accept paints, pigments, plaster castings and landscape materials with realistic effects. Use to fill in terrain gaps and blend terrain features. Accepts Earth Colors Liquid Pigment, plaster castings and scenery materials easily.

ONLINE VIDEOS



Plaster Cloth C1203

Packaged in a resealable bag.
8 in w x 5 yd l, 10 ft²
(20.3 cm x 4.57 m, 92.9 dm²)



Plaster Cloth Narrow Roll C1191

Specially sized for small areas/projects, Risers, Inclines/Declines and Road Riser.
Packaged in a resealable bag.
4 in w x 5 yd l, 5 ft²
(10.1 cm x 4.57 m, 46.4 dm²)



Plaster Cloth Triple Roll C1192

Get three times as much. Perfect for large projects.
Packaged in a resealable bag.
8 in x 15 yd, 30 ft²
(20.3 cm x 13.7 m, 278 dm²)



Plaster Cloth Sheets C1193

Precut for convenience. Package doubles as a dipping and storage tray.
30 sheets/pkg 8 in x 12 in, 20 ft² ea
(20.3 cm x 30.4 cm, 185 dm²)

Shaper Sheet™

Shaper Sheet is a unique, patented terrain building material. The strong, pliable sheet holds its form without understructure and can be shaped and reshaped to create any level of detail. It mechanically bonds with plaster to create a hard shell. Ideal for layouts, dioramas, displays and arts and crafts.

- Easily shape and reshape any type of terrain
- Strong, pliable and holds high detail
- Mechanically bonds with plaster
- Great for layouts, dioramas and arts & crafts

9" Shaper Sheet C1178

1 Roll/pkg 9" w x 72" l, 4.5 ft²
(22.8 cm x 182 cm, 41.8 dm²)

18" Shaper Sheet C1179

1 Roll/pkg 18" w x 72" l, 9 ft²
(45.7 cm x 182 cm, 83.6 dm²)

ONLINE
VIDEOS



Shaper Sheet Steps

Simply cut into any shape or size just using scissors.



Form anything with as much or as little detail as you want.



Finish your model with or without Shaper Sheet Plaster.



Terrain System

Choose from a variety of plasters, each specially formulated to perform a specific way and provide the results you expect. All Plasters accept Earth Colors Liquid Pigment, are simple to mix and use, and they clean up easily and quickly when using plaster bowls and brushes.

ONLINE VIDEOS




Shaper Sheet Plaster C1180
Shaper Sheet Plaster offers an extended working time and is specially formulated to turn Shaper Sheet into a permanent, hard surface. The longer working time makes Shaper Sheet Plaster ideal for covering large projects. Use as an adhesive for attaching castings to plaster. Accepts Earth Colors Liquid Pigment.
Net Wt 4 lbs (1.81 kg)



Carving Plaster C1198
Carving Plaster is a unique plaster with an extended application time and carves easily when dry. Use it to carve rock faces, bridge abutments, piers and other terrain formations. Scores easily for stone, brick and cobblestone effects. Great for arts and crafts. Use with Easy Rock Carving Tools (C1185 - pg. 13). Accepts Earth Colors Liquid Pigment.
Net Wt 3.5 lbs (1.58 kg)
Available in Bulk C1198B - 5 gal (18.9 L)



Super Strength Plaster C1199
Super Strength Plaster dries hard and strong and produces exceptional casting detail. It resists cracking and water absorption, making it ideal for heavily used and weight bearing terrain surfaces such as R/C terrain. Also works great for outdoor plaster projects and statuary castings. Use as an adhesive to attach castings to plaster. Accepts Earth Colors Liquid Pigment.
Net Wt 4 lbs (1.81 kg)



Lightweight Hydrocal® Plaster C1201
Lightweight Hydrocal is specially formulated for terrain modeling. It is half the weight of Hydrocal and goes twice as far. Use this tough, quick-setting plaster to create a hard shell terrain and to attach or fill in around castings. Accepts Earth Colors Liquid Pigment.
Net Wt 2 lbs (907 g)
Available in Bulk C1201B - 5 gal (18.9 L)
**Hydrocal® is a U.S. Gypsum registered trademark*



Mold-A-Scene™ Plaster C1202
Mold-A-Scene dries to a hard, textured shell with a natural tan color. Work with your hands or apply with a trowel-like tool. Use to create new or add to existing terrain. Model rocky hills, mounds, creek beds, deserts and other rough textured terrain. Fill gaps and holes and create piles and mounds. Accepts Earth Colors Liquid Pigment.
Net Wt 2 lbs (907 g)

STRENGTH	WORK TIME	CURE TIME	CURED WT.	CARVABILITY	CAST DETAIL
1 weak / 10 strong	1 short / 10 long	1 slow / 10 fast	1 heavy / 10 light	1 hard / 10 soft	1 low / 10 high
8					
	10				
		5			
			4		
				3	
					9
4					
	8				
		7			
			6		
				10	
					5
10					
	6				
		3			
			2		
				1	
					10
5					
	2				
		9			
			10		
				6	
					7
2					
	2				
		8			
			9		
				8	
					1



Plaster Mixing Set C1187

Plaster Bowls and Spatula are fast and easy to clean, wet or dry! Cup and Bowl are marked in both fluid ounces and milliliters for easy measuring. Made of durable silicone for continual use and collapsible for easy storage.

- 1 Measuring cup 8 fl oz (236 mL)
- 1 Mixing Bowl 32 fl oz (946 mL)
- 1 Spatula



Plaster Brush Set C1186

Plaster Brushes are fast and easy to clean, wet or dry! They are specially sized for plaster application with staggered bristles to hold plaster. Made of durable silicone for continual use.

- Brushes are 1 1/2" and 3" wide. 2/pkg (3.81 cm and 7.62 cm)



Easy Rock Carving Tools C1185

Use the Easy Rock Carving Tools with Carving Plaster to carve rock formations. The Strata Tool helps you carve and shape large areas fast. Model strata, blasted rock and other weathered and eroded outcroppings. Use the Carving Tool Chisel to carve gouges and cavities, and use the Pick to carve grooves, fine-line abrasions and striations.

The Duster helps keep your carving area free from debris to monitor carving process.


3 piece set



Use Strata Brush to carve and shape large areas fast. Model strata, blasted rock and other weathered and eroded outcroppings.

Use Chisel to carve out gouges and rock chunks. Use Pick to score grooves, fine line abrasions and striation markings.

Keep carving area free from debris and monitor carving progress with the Duster.



Tunnel Liner Form C1250

- Cast realistic rock walls and ceilings for HO scale tunnels
- Innovative mold designed to form half of either a single or double liner section
- A few simple steps:
 - Use a spatula to fill the Tunnel Liner Form with Woodland Scenics Plaster. When dry, remove from mold.
 - Join two half sections on top with a strip of wet Plaster Cloth to form a hinge. Raise unattached side for track maintenance.
 - Join completed units end-to-end for a longer tunnel.

Sized for HO scale.

Terrain System

Earth Colors™ Liquid Pigment

- Use to color rocks, terrain and plaster castings
- Water-soluble, dilute and blend in limitless combinations
- Concentrated for economical usage, available in eight colors

4 fl oz (118 mL)

Color may vary from actual product.

ONLINE VIDEO



White

C1216



Concrete

C1217



Stone Gray

C1218




Slate Gray

C1219




Black

C1220



Raw Umber

C1221



Burnt Umber

C1222



Yellow Ocher

C1223

Earth Colors Liquid Pigment Undercoat

- Formulated to provide a base color for terrain
- Extremely concentrated


8 fl oz (236 mL)

Color may vary from actual product.



Green Undercoat

C1228



Earth Undercoat

C1229



Earth Colors Kit C1215

- Specially formulated for coloring Plaster Cloth, Woodland Scenics Plasters, foam, wood and papier mâché
- Use to color rocks, terrain and plaster castings, such as Retaining Walls, Culverts and Tunnel Portals
- Concentrated for economical usage, includes eight colors
- Water-soluble

0.8 fl oz (23.6 mL) ea

ONLINE VIDEO



Coloring Rock Castings


Dab spots of the lightest Secondary Color Wash randomly over 1/3 of the rock casting.



Dab spots of the next Secondary Color Wash randomly over a different 1/3 of the rock casting.



Brush and dab the Dominant Black Wash over the entire rock casting to tie colors together.



Culverts, Retaining Walls & Portals



Culverts

Culverts are plaster castings, colored easily with Earth Colors Liquid Pigment.



Concrete

HO Scale (2 each) C1262
2 1/2" W x 1 3/8" D x 1 1/8" H
(6.35 cm x 3.49 cm x 2.85 cm)

N Scale (2 each) C1162
1 3/8" W x 5/8" D x 5/8" H
(3.49 cm x 1.58 cm x 1.58 cm)



Masonry Arch

HO Scale (2 each) C1263
2 5/16" W x 2" D x 1 13/16" H
(5.87 cm x 5.08 cm x 4.6 cm)

N Scale (2 each) C1163
1 1/4" W x 1 3/16" D x 31/32" H
(3.17 cm x 3.01 cm x 2.46 cm)



Random Stone

HO Scale (2 each) C1264
3 1/2" W x 1 1/4" D x 1 3/8" H
(8.89 cm x 3.17 cm x 3.49 cm)

N Scale (2 each) C1164
1 7/8" W x 3/4" D x 13/16" H
(4.76 cm x 1.9 cm x 2.06 cm)



Timber


HO Scale (2 each) C1265
1 1/4" W x 2 3/8" D x 1" H
(3.17 cm x 6.03 cm x 2.54 cm)

N Scale (2 each) C1165
3/4" W x 1 1/4" D x 9/16" H
(1.9 cm x 3.17 cm x 1.42 cm)

Retaining Walls*

Retaining Walls are plaster castings, colored easily with Earth Colors Liquid Pigment. Use with or without Tunnel Portals. Install them individually or adjacent to one another to create straight or curved walls. Cut to varying heights to create stepped wing walls.

*Scale lengths may vary depending on installation



Concrete

HO Scale (3 each) C1258
2 5/8" W x 4 13/16" H (19' scale length ea)
(6.66 cm x 12.2 cm, 5.79 m scale length ea)

N Scale (6 each) C1158
1 5/16" W x 2 1/2" H (17 1/2' scale length ea)
(3.33 cm x 6.35 cm, 5.33 m scale length ea)



Cut Stone

HO Scale (3 each) C1259
3 1/8" W x 5 1/4" H (22 5/8' scale length ea)
(7.93 cm x 13.3 cm, 6.89 m scale length ea)

N Scale (6 each) C1159
1 13/16" W x 2 5/8" H (24 1/10' scale length ea)
(4.6 cm x 6.66 cm, 7.34 m scale length ea)



Timber

HO Scale (3 each) C1260
2 9/16" W x 5 1/8" H (18 1/2' scale length ea)
(6.5 cm x 13 cm, 5.63 m scale length ea)

N Scale (6 each) C1160
1 5/16" W x 2 5/8" H (17 1/2' scale length ea)
(3.33 cm x 6.66 cm, 5.33 m scale length ea)



Random Stone

HO Scale (3 each) C1261
3 3/8" W x 5 1/8" H (24 1/2' scale length ea)
(8.57 cm x 13 cm, 7.46 m scale length ea)

N Scale (6 each) C1161
1 3/4" W x 2 5/8" H (23 3/10' scale length ea)
(4.44 cm x 6.66 cm, 7.1 m scale length ea)

Culverts, Retaining Walls & Portals

HO and N Scale Tunnel Portals

Tunnel Portals are plaster castings, colored easily with Earth Colors Liquid Pigment.



Concrete Single

HO Scale (1 each) C1252

Outside: $5 \frac{5}{8}$ " W x $4 \frac{7}{8}$ " H - Inside: $2 \frac{11}{16}$ " W x $3 \frac{11}{16}$ " H
(Outside: 14.2 cm x 12.3 cm - Inside: 6.82 cm x 9.36 cm)

N Scale (2 each) C1152

Outside: $2 \frac{15}{16}$ " W x $2 \frac{7}{16}$ " H - Inside: $1 \frac{7}{16}$ " W x $1 \frac{7}{8}$ " H
(Outside: 7.46 cm x 6.19 cm - Inside: 3.65 cm x 4.76 cm)



Cut Stone Single

HO Scale (1 each) C1253

Outside: $6 \frac{3}{16}$ " W x $5 \frac{1}{4}$ " H - Inside: $2 \frac{11}{16}$ " W x $3 \frac{11}{16}$ " H
(Outside: 15.7 cm x 13.3 cm - Inside: 6.82 cm x 9.36 cm)

N Scale (2 each) C1153

Outside: $3 \frac{9}{16}$ " W x $2 \frac{21}{32}$ " H - Inside: $1 \frac{7}{16}$ " W x $1 \frac{7}{8}$ " H
(Outside: 8.41 cm x 6.74 cm - Inside: 3.65 cm x 4.76 cm)



Timber Single

HO Scale (1 each) C1254

Outside: 5" W x $5 \frac{1}{16}$ " H - Inside: $2 \frac{5}{8}$ " W x $3 \frac{13}{16}$ " H
(Outside: 12.7 cm x 12.8 cm - Inside: 6.66 cm x 9.68 cm)

N Scale (2 each) C1154

Outside: $2 \frac{3}{8}$ " W x $2 \frac{21}{32}$ " H - Inside: $1 \frac{3}{8}$ " W x $1 \frac{15}{16}$ " H
(Outside: 6.66 cm x 6.74 cm - Inside: 3.49 cm x 4.92 cm)



Random Stone Single

HO Scale (1 each) C1255

Outside: $5 \frac{5}{8}$ " W x $5 \frac{1}{16}$ " H - Inside: $2 \frac{13}{16}$ " W x $3 \frac{11}{16}$ " H
(Outside: 14.2 cm x 12.8 cm - Inside: 7.14 cm x 9.36 cm)

N Scale (2 each) C1155

Outside: $3 \frac{1}{8}$ " W x $2 \frac{11}{16}$ " H - Inside: $1 \frac{5}{8}$ " W x 2" H
(Outside: 7.93 cm x 6.82 cm - Inside: 4.12 cm x 5.08 cm)



Concrete Double

HO Scale (1 each) C1256

Outside: $7 \frac{5}{8}$ " W x $4 \frac{5}{8}$ " H - Inside: $4 \frac{5}{8}$ " W x $3 \frac{3}{4}$ " H
(Outside: 19.3 cm x 11.7 cm - Inside: 11.7 cm x 9.52 cm)

N Scale (2 each) C1156

Outside: $3 \frac{15}{16}$ " W x $2 \frac{1}{2}$ " H - Inside: $2 \frac{3}{8}$ " W x 2" H
(Outside: 10 cm x 6.35 cm - Inside: 6.03 cm x 5.08 cm)



Cut Stone Double

HO Scale (1 each) C1257

Outside: $8 \frac{1}{8}$ " W x $5 \frac{1}{8}$ " H - Inside: $4 \frac{23}{32}$ " W x $3 \frac{27}{32}$ " H
(Outside: 20.6 cm x 13 cm - Inside: 11.9 cm x 9.76 cm)

N Scale (2 each) C1157

Outside: $3 \frac{15}{16}$ " W x $2 \frac{23}{32}$ " H - Inside: $1 \frac{1}{2}$ " W x $1 \frac{15}{16}$ " H
(Outside: 10 cm x 6.9 cm - Inside: 6.35 cm x 4.92 cm)

O Scale Tunnel Portals



Concrete Single

(1 each) C1266

Outside: 9" W x $8 \frac{1}{2}$ " H - Inside: $4 \frac{7}{16}$ " W x $6 \frac{1}{2}$ " H
(Outside: 22.8 cm x 21.5 cm - Inside: 11.2 cm x 16.5 cm)



Cut Stone Single

(1 each) C1267

Outside: $9 \frac{1}{16}$ " W x $8 \frac{3}{8}$ " H - Inside: $4 \frac{5}{16}$ " W x $6 \frac{1}{4}$ " H
(Outside: 23 cm x 21.2 cm - Inside: 10.9 cm x 15.8 cm)



Ready Rocks™

Highly detailed plaster castings, hand painted with Earth Colors Liquid Pigment. Ready Rocks are the answer for modelers who do not want to cast and paint their own rocks or need only a few to complete a project. Each rock is unique. Simply attach to layout.

ONLINE VIDEOS



Model shows Rock Face (C1138).



Shelf C1136
6 pcs/ 7" - 7 1/2" (17.7 cm - 19 cm)

Shelf rock is cast to nest side-by-side and top-to-bottom. Use separately or to create a large, contiguous wall.



Faceted C1137
8 pcs/ 3 1/2" - 7 1/2" (8.89 cm - 19 cm)



Rock Face C1138
4 pcs/ 7" - 7 1/4" (17.7 cm - 18.4 cm)

Rock Face is cast to nest side-by-side and top-to-bottom. Use separately or to create a large contiguous wall.



Outcroppings C1139
13 pcs/ 1" - 3 1/2" (2.54 cm - 8.89 cm)



Surface C1140
18 pcs/ 1 1/2" - 3 1/2" (3.81 cm - 8.89 cm)



Creek Bed C1141
31 pcs/ 1 3/8" - 4" (3.49 cm - 10.1 cm)



Boulders C1142
22 pcs/ 1 1/8" - 1 1/2" (2.85 cm - 3.81 cm)

Rocks



Model shows Classic Rock (C1236).

Rock Molds

- Durable, flexible, reusable and finely detailed
- Use Woodland Scenics Plaster to cast small boulders, rock outcroppings, rocks for fields and creeks or entire rock faces
- Color with Earth Colors Liquid Pigment

ONLINE VIDEO




Outcroppings C1230
5" x 7" (12.7 cm x 17.7 cm)



Surface Rocks C1231
5" x 7" (12.7 cm x 17.7 cm)



Boulders C1232
5" x 7" (12.7 cm x 17.7 cm)



Embankments C1233
5" x 7" (12.7 cm x 17.7 cm)



Random Rock C1234
5" x 7" (12.7 cm x 17.7 cm)



Laced Face Rock C1235
5" x 7" (12.7 cm x 17.7 cm)



Classic Rock C1236
5" x 7" (12.7 cm x 17.7 cm)



Wind Rock C1237
5" x 7" (12.7 cm x 17.7 cm)



Weathered Rock C1238
5" x 7" (12.7 cm x 17.7 cm)




Strata Stone C1239
5" x 7" (12.7 cm x 17.7 cm)



Rock Mass C1240
5" x 7" (12.7 cm x 17.7 cm)



Layered Rock C1241
5" x 7" (12.7 cm x 17.7 cm)



Washed Rock C1242
10 1/2" x 5" (26.6 cm x 12.7 cm)



Base Rock C1243
10 1/2" x 5" (26.6 cm x 12.7 cm)



Facet Rock C1244
10 1/2" x 5" (26.6 cm x 12.7 cm)



Creek Bed C1246
5" x 7" (12.7 cm x 17.7 cm)



Creek Bank C1245
Includes 2 unique molds - 5" x 7" (12.7 cm x 17.7 cm)



Shelf Rock C1247
10 1/2" x 5" (26.6 cm x 12.7 cm)



Rock Face C1248
10 1/2" x 5" (26.6 cm x 12.7 cm)

Latex Rubber C1204

- Create long-lasting molds for rocks and other castings
- Ready to use, easy and fast
- Specifically formulated to be thin enough to seek detail and thick enough for durability

16 fl oz (473 mL)

ONLINE VIDEO



Brush three to six layers of Latex Rubber on rocks, hopper loads or other items.



When completely dry, carefully pull off the mold.



Make castings with Woodland Scenics Plaster.



Talus (Rock Debris)


- Lightweight material made to model rock debris
- Sprinkle on layout and secure with Scenic Cement or Scenic Glue
- For maximum realism, mix and blend grades and colors
- Color Natural Talus with Earth Colors Liquid Pigment, if desired

21.7 cu in (355 cu cm)


Particle size: Fine 1/32"-3/32" (0.79 mm-2.38 mm) / Medium 1/32"-3/16" (0.79 mm-4.76 mm)
Coarse 3/16"-3/8" (4.76 mm-9.52 mm) / Extra Coarse 3/16"-1/2" (4.76 mm-12.7 mm)

Coverage area depends on usage. Shown in actual size.

ONLINE VIDEO



Fine Grade



Medium Grade



Coarse Grade




Extra Coarse Grade



Buff

Fine C1270
Medium C1271
Coarse C1272
Extra Coarse C1273



Brown

Fine C1274
Medium C1275
Coarse C1276
Extra Coarse C1277



Gray

Fine C1278
Medium C1279
Coarse C1280
Extra Coarse C1281



Natural

Fine C1282
Medium C1283
Coarse C1284
Extra Coarse C1285

Roadbed




ONLINE VIDEOS

Track-Bed™

Track-Bed sound-deadening material cushions vibrations for a smoother operation, and is a higher quality, low-cost alternative to other rail beds. It is compatible with cork, remains flexible, requires no pre-soaking, and will not dry out or crumble.

Patented Product



Rolls (Continuous Roll)

Track-Bed Rolls offer a smooth, almost seamless application. They are scored along the centerline to allow for easy separation when laying roadbed with a tight radius.

N Scale	ST1475*	$\frac{1}{8}$ " x $1\frac{1}{4}$ " x 24" (3 mm x 3.17 cm x 7.31 m)
HO Scale	ST1474	$\frac{3}{16}$ " x $1\frac{3}{4}$ " x 24" (5 mm x 4.44 cm x 7.31 m)
O Scale	ST1476	$\frac{3}{16}$ " x $2\frac{3}{4}$ " x 24" (5 mm x 6.98 cm x 7.31 m)

Strips

Use Track-Bed Strips for application in tight areas. They are scored along the centerline to allow for easy separation when laying roadbed with a tight radius.


Standard Pack (12 pieces per pkg)

N Scale	ST1472*	$\frac{1}{8}$ " x $1\frac{1}{4}$ " x 24" (3 mm x 3.17 cm x 60.9 cm)
HO Scale	ST1471	$\frac{3}{16}$ " x $1\frac{3}{4}$ " x 24" (5 mm x 4.44 cm x 60.9 cm)
O Scale	ST1473	$\frac{3}{16}$ " x $2\frac{3}{4}$ " x 24" (5 mm x 6.98 cm x 60.9 cm)

Bulk Pack (36 pieces per pkg)

N Scale	ST1462*	$\frac{1}{8}$ " x $1\frac{1}{4}$ " x 24" (3 mm x 3.17 cm x 60.9 cm)
HO Scale	ST1461	$\frac{3}{16}$ " x $1\frac{3}{4}$ " x 24" (5 mm x 4.44 cm x 60.9 cm)
O Scale	ST1463	$\frac{3}{16}$ " x $2\frac{3}{4}$ " x 24" (5 mm x 6.98 cm x 60.9 cm)

*Also works for HOn30 gauge.



Sheets (6 pieces per pkg)

Use Track-Bed Sheets for rail yards or sidings.

N Scale	ST1460	$\frac{1}{8}$ " x $3\frac{1}{4}$ " x 24" (3 mm x 8.25 cm x 60.9 cm)
HO/O Scale	ST1470	$\frac{3}{16}$ " x 5" x 24" (5 mm x 12.7 cm x 60.9 cm)



Super Sheets (1 each)

Perfect for multi-track rail yards, switches, loading areas and sidings.

N Scale	ST1478	$\frac{1}{8}$ " x 12" x 24" (3 mm x 30.4 cm x 60.9 cm)
HO/O Scale	ST1477	$\frac{3}{16}$ " x 12" x 24" (5 mm x 30.4 cm x 60.9 cm)

Ballast

Ballast forms the rail's track-bed and holds the railroad track in place. Our Ballast realistically models this effect and is available in a variety of grades and colors. Mix and match for authentic reproductions. Ballast is lightweight and easy to use. Attach with Scenic Cement.

Bags 21.6 cu in (Gray Blend 46.4 cu in)/Shaker 57.7 cu in
 Bags 353 cu cm (Gray Blend 760 cu cm)/Shaker 945 cu cm

ONLINE
VIDEOS



Ballast Scale Reference Chart

SCALE	Particle size: 0.0103"-0.033" (0.26 mm-0.83 mm)			Particle size: 0.033"-0.049" (0.83 mm-1.24 mm)			Particle size: 0.05"-0.082" (1.27 mm-2.08 mm)		
	FINE			MEDIUM			COARSE		
Z	2.2"-7.3" (5.58 cm - 18.5 cm)			7.3"-11" (18.5 cm - 27.9 cm)			11"-18.3" (27.9 cm - 46.4 cm)		
N	1.6"- 5.3" (4.06 cm - 13.4 cm)			5.3"- 8" (13.4 cm - 20.3 cm)			8"-13.3" (20.3 cm - 33.7 cm)		
HO	0.9"- 2.9" (2.28 cm - 7.36 cm)			2.9"-4.3" (7.36 cm - 10.9 cm)			4.3"- 7.2" (10.9 cm - 18.2 cm)		
S	0.6"- 2.1" (1.52 cm - 5.33 cm)			2.1"-3.2" (5.33 cm - 8.12 cm)			3.2"- 5.3" (8.12 cm - 13.4 cm)		
O	0.5"-1.6" (1.27 cm - 4.06 cm)			1.6"-2.4" (4.06 cm - 6.09 cm)			2.4"- 3.9" (6.09 cm - 9.9 cm)		
G	0.24"-0.8" (6.09 mm - 2.03 cm)			0.8"-1.2" (2.03 cm - 3.04 cm)			1.2"-1.9" (3.04 cm - 4.82 cm)		



Iron Ore

Fine (Bag) B70
 Medium (Bag) B77
 Coarse (Bag) B84



Dark Brown

Fine (Bag) B71
 Medium (Bag) B78
 Coarse (Bag) B85




Brown

Fine (Bag) B72
 (Shaker) B1372
 Medium (Bag) B79
 (Shaker) B1379
 Coarse (Bag) B86
 (Shaker) B1386




Buff

Fine (Bag) B73
 (Shaker) B1373
 Medium (Bag) B80
 (Shaker) B1380
 Coarse (Bag) B87
 (Shaker) B1387




Light Gray

Fine (Bag) B74
 (Shaker) B1374
 Medium (Bag) B81
 (Shaker) B1381
 Coarse (Bag) B88
 (Shaker) B1388



Gray

Fine (Bag) B75
 (Shaker) B1375
 Medium (Bag) B82
 (Shaker) B1382
 Coarse (Bag) B89
 (Shaker) B1389



Cinders

Fine (Bag) B76
 (Shaker) B1376
 Medium (Bag) B83
 (Shaker) B1383
 Coarse (Bag) B90
 (Shaker) B1390



Gray Blend

Fine (Shaker) B1393
 (Bag) B94
 Medium (Shaker) B1394
 Coarse (Shaker) B1395


ALLERGY CAUTION: Contains tree nut by-products.



Coal


Natural, realistic product for any scale. Use in piles, wagons and freight cars. Attach with Scenic Cement.

10.8 cu in (176 cu cm)



Mine Run

B92



Lump

B93

Coal Scale Reference Chart

Scale	N	HO	O
B92	0"-12" (0 - 30.4 cm)	0"- 6" (0 - 15.2 cm)	0"- 3" (0 - 7.62 cm)
B93	8"- 20" (20.3 cm - 50.8 cm)	4"-10" (10.1 cm - 25.4 cm)	2"- 5" (5.08 cm - 12.7 cm)



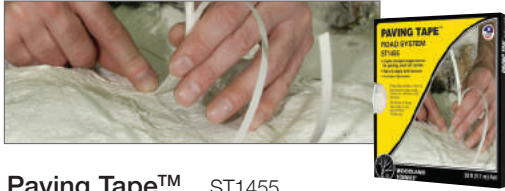
Model Scaler Free scale conversion app for your smartphone, tablet or PC. Fast and easy Model Scaler instantly converts U.S. Customary and Metric measurements for any scale. Download free at woodlandscenics.com.

Road System



Use to model any asphalt or concrete surface, such as roads, streets, sidewalks or parking lots. Accomplish in three easy steps. Refer to page 5 for the Road System Learning Kit (LK952).

ONLINE VIDEO



Paving Tape™ ST1455

- Adhesive-backed foam tape used to create a form for making streets, roads, sidewalks and parking lots
- A 5 1/4" (13.3 cm) wide smoothing spreader is included
- 30 feet (9.14 m) of tape makes a road approximately 15 feet (4.57 m) long

1/4" x 30' x 1/16" (6 mm x 9.14 m x 1.5 mm)



Smooth-It™ ST1452

- Use this plaster material to fill the forms created with Paving Tape
- Also use to fill rough areas on streets and roads

Net Wt 1.5 lbs (680 g)



Top Coat™

- Model blacktop and concrete surfaces
- Color highways, streets, sidewalks and other paved areas
- Use full strength or dilute with water

4 fl oz (118 mL)

Asphalt ST1453

Concrete ST1454



Flexi Edge™ C1294

- Flexible - bends and maintains its shape
- Scaled road striping guide for N, HO and O
- Raised inking surface prevents smears
- Includes a 40-foot graduated scale ruler for N, HO and O

18" (45.7 cm)



Wood Plank

Grade Crossings

Realistic looking injection molded plastic Wood Planks or Steel Plates are notched to fit over rail spikes. Includes shims to correspond to all track codes.

Two sets of crossings in each package.

O Scale (works for 2 & 3-rail)

Wood Plank C1145 Steel Plate C1146

HO Scale

Wood Plank C1147 Steel Plate C1148

N Scale

Wood Plank C1149 Steel Plate C1150



Steel Plate



Road Striping Pens

- Easily stripe roads, parking lots, crosswalks
- Special tip for clean, precise lines
- Works for N through O scale
- Remove paint easily from Top Coat painted surfaces with Road Stripe Remover

Road Striping Pen - White C1291 3 mL (0.10 fl oz)

Road Striping Pen - Yellow C1292 3 mL (0.10 fl oz)

Road Stripe Remover C1293 10 mL (0.33 fl oz)

Gravel

- Sized for modeling realistic gravel roads
- Use Accent Powder to model bare spots and shoulders
- 2 colors and 2 sizes
- Attach with Scenic Cement

Gravel 10.8 cu in (176 cu cm) / Accent Powder 1.8 cu in (29.4 cu cm)



Gray Fine

C1286




Gray Coarse

C1287



Buff Fine

C1288



Buff Coarse

C1289



Model Scaler Free scale conversion app for your smartphone, tablet or PC. Fast and easy Model Scaler instantly converts U.S. Customary and Metric measurements for any scale. Download free at woodlandscenics.com.



Landscape System

Landscape adds depth, color, texture and realism to your layout. From ground cover and foliage to bushes and trees, the complete Landscape System offers easy-to-use, versatile and compatible products that are colorfast and non-magnetic. These products have been developed to mix and blend with each other to recreate nature's color variances, contrasts and highlights. Designed for ultimate realism, modelers will get the results they want and expect.



Scenic Glue™ S190

- Apply landscape materials with this high-tack, non-odorous adhesive
- Thick, flexible, strong hold
- Dries clear
- Does not crack or turn yellow
- Water-soluble, non-toxic

8 fl oz (236 mL)



Scenic Cement™ S191

- Multi-use, ready to use spray or brush-on application
- Specially formulated to attach Ballast, Turf and other landscape materials
- Contains wetting agent that breaks surface tension for easier and faster penetration
- Permeates instantly for maximum coverage
- Smooth, flowing application reduces spray-head clogging, foaming and bubbles
- Non-toxic, water-based and dries to a matte medium finish
- Use with Scenic Sprayer

16 fl oz (473 mL)



Hob-e-Tac® Adhesive S195

- Multi-purpose, water-soluble, stays tacky, non-toxic
- Make trees and attach Field Grass and Fine-Leaf Foliage to layout
- Apply. Wait until clear. Attach foliage products
- Can use as contact adhesive

2 fl oz (59.1 mL)

ONLINE VIDEO



Scenic Sprayer™ S192

- Comes with siphon tube and spray-head that fits the Scenic Cement bottle
- Nozzle adjusts from a fine mist to a steady stream
- Measurement markings in fluid ounces and milliliters printed on label
- Use with Scenic Cement, Earth Colors Liquid Pigment and other liquids

Holds 8 fl oz (236 mL)



Canister Shaker S194

- Perfect for storing all landscape products
- Comes with a dual-purpose cap. One side for shaking, the other for pouring
- Includes a blank identification label
- Use to apply Turf materials and Ballast

Holds 32 oz vol (946 mL)



Canister Shaker Set S199

- Organize and store your landscape products
- Sturdy cardboard container, which can be hung on pegboard or set on your workbench
- Set of 6 shakers includes six blank labels to identify the stored products

Each Shaker holds 32 oz vol (57.7 cu in / 945 cu cm)

Landscape



Particle size approx. $\frac{1}{1000}'' - \frac{1}{32}''$ (0.025 mm - 0.79 mm)

Fine Turf

- Add texture and highlights to trees and scenery
 - Available in six realistic colors, which model fresh, scorched and dying grasses, weeds and dirt roads
 - Attach with Scenic Cement
 - One bag covers approx. 2,000 sq in or 14 sq ft
 - One shaker covers approx. 4,600 sq in or 32 sq ft
- Bag 21.6 cu in (353 cu cm) / Shaker 57.7 cu in (945 cu cm)



Soil (Bag) T41
(Shaker) T1341



Earth (Bag) T42
(Shaker) T1342



Yellow Grass (Bag) T43
(Shaker) T1343



Burnt Grass (Bag) T44
(Shaker) T1344



Green Grass (Bag) T45
(Shaker) T1345




Weeds (Bag) T46
(Shaker) T1346

Blended Turf

- Use as a base covering over Earth Colors Liquid Pigment Undercoat to model grass, weeds and other low growing plants
- Available in two colors
- Attach with Scenic Cement
- One bag covers approx. 4,300 sq in or 30 sq ft
- One shaker covers approx. 4,600 sq in or 32 sq ft

Bag 54.1 cu in (886 cu cm) / Shaker 57.7 cu in (945 cu cm)
Particle size approx. $\frac{1}{1000}'' - \frac{1}{32}''$ (0.025 mm - 0.79 mm)

ONLINE VIDEO



Green Blend (Bag) T49
(Shaker) T1349



Earth Blend (Bag) T50
(Shaker) T1350



Particle size approx. $\frac{1}{32}'' - \frac{1}{8}''$ (0.79 mm - 3.17 mm)

Coarse Turf

- Model low grasses, leaves, weeds and add texture and highlights to trees and scenery
- Provides a smooth transition from low to medium and high ground cover
- Available in 11 natural colors
- Attach with Scenic Cement


Bag 21.6 cu in (353 cu cm) / Shaker 57.7 cu in (945 cu cm)



Earth (Bag) T60



Yellow Grass (Bag) T61
(Shaker) T1361




Burnt Grass (Bag) T62
(Shaker) T1362



Light Green (Bag) T63
(Shaker) T1363



Medium Green (Bag) T64
(Shaker) T1364



Dark Green (Bag) T65
(Shaker) T1365




Conifer (Shaker) T1366




Fall Yellow (Shaker) T1353



Fall Orange (Shaker) T1354



Fall Red (Shaker) T1355



Fall Rust (Shaker) T1356



ONLINE VIDEO

Particle size approx. $\frac{1}{8}'' - \frac{5}{16}''$ (3.17 mm - 7.93 mm)

Underbrush

- Model low to medium ground cover, bushes, and shrubs
- Make small to medium trees
- Attach to Tree Armatures with Hob-e-Tac Adhesive
- Attach to layout with Scenic Glue

Bag 21.6 cu in (353 cu cm) / Shaker 57.7 cu in (945 cu cm)



Olive Green (Bag) FC134
(Shaker) FC1634



Light Green (Bag) FC135
(Shaker) FC1635




Medium Green (Bag) FC136
(Shaker) FC1636



Dark Green (Bag) FC137
(Shaker) FC1637



Forest Green (Bag) FC138
(Shaker) FC1638



Forest Blend (Bag) FC139
(Shaker) FC1639



ONLINE VIDEO

Particle size approx. $\frac{5}{16}'' - \frac{1}{2}''$ (7.93 mm - 12.7 mm)

Bushes

- Model medium to high ground cover, bushes, and shrubs
- Make medium to large trees
- Attach to Tree Armatures with Hob-e-Tac Adhesive
- Attach to layout with Scenic Glue

Bag 21.6 cu in (353 cu cm) / Shaker 57.7 cu in (945 cu cm)



Olive Green (Bag) FC144
(Shaker) FC1644




Light Green (Bag) FC145
(Shaker) FC1645




Medium Green (Bag) FC146
(Shaker) FC1646



Dark Green (Bag) FC147
(Shaker) FC1647



Forest Green (Bag) FC148
(Shaker) FC1648



Forest Blend (Bag) FC149
(Shaker) FC1649




Fiber size approx. $\frac{1}{16}'' - \frac{1}{8}''$ (1.58 mm - 3.17 mm)


Static Grass Flock™

- Fiber product to model grass, weeds or forest litter
- Use alone or with Fine Turf
- Place under trees or along ditches
- Attach with Scenic Cement

Shaker 57.7 cu in (945 cu cm)



Wild Honey FL631



Harvest Gold FL632




Burnt Grass FL633



Light Green FL634



Medium Green FL635



Dark Green FL636

Landscape



ONLINE VIDEO

Particle size approx. $\frac{1}{8}$ " - $1\frac{1}{2}$ " (3.17 mm - 3.81 cm)

Clump-Foliage™

- Model medium to high ground cover
- Landscape hillsides
- Create shrubs, bushes and trees
- Attach to Tree Armatures with Hob-e-Tac Adhesive
- Attach to terrain with Scenic Glue

Small Bag 57.7 cu in (945 cu cm),
Large Bag 173 cu in (2.83 cu dm)



Burnt Grass (Lg. Bag) FC181




Light Green (Sm. Bag) FC682
(Lg. Bag) FC182



Med. Green (Sm. Bag) FC683
(Lg. Bag) FC183



Dark Green (Sm. Bag) FC684
(Lg. Bag) FC184



Conifer Green (Lg. Bag) FC185



Fall Mix (Lg. Bag) FC186

Colors may vary from actual product. Coverage area depends on usage.



ONLINE VIDEO

Field Grass

- An extremely fine, natural hair product
- Model tall grass, field grass and weeds
- Attach to terrain with Hob-e-Tac Adhesive or Scenic Glue

8 g (0.28 oz)


Grass is $2\frac{1}{2}$ " long (6.35 cm)



Natural Straw FG171



Harvest Gold FG172



Light Green FG173



Medium Green FG174



Cut Field Grass.



Dip into Hob-e-Tac Adhesive or Scenic Glue.



Place on layout.



Dry thoroughly.

Landscape Steps

Refer to page 5 for the Landscape Learning Kit (LK954).

Paint terrain surface with Earth Colors and spray with Scenic Cement.



Sprinkle on a base layer of Blended Turf.



Lightly spray with Scenic Cement to fix in place.






Lichen

- Uniquely textured, natural product blends easily with other foliage to create realistic scenery
- Model bushes and ground cover or use as tree foliage
- Use for quick and economical tree masses on your layout
- Attach to Tree Armatures with Hob-e-Tac Adhesive
- Attach to terrain with Scenic Glue


Small Bag 86.6 cu in (1.41 cu dm), Large Bag 173 cu in (2.83 cu dm)



Spring Green (Sm. Bag) L161



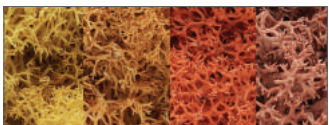
Light Green (Sm. Bag) L162



Med. Green (Sm. Bag) L163




Dark Green (Sm. Bag) L164



Autumn Mix (Sm. Bag) L165



Natural (Sm. Bag) L166



Lt. Green Mix (Lg. Bag) L167



Dk. Green Mix (Lg. Bag) L168



Tear a piece of Lichen in the desired shape and size.



Spray with Scenic Cement.




Lightly sprinkle on Turf to add realistic color and texture.


Foliage Clusters™

- Break into any size
- Model bushes, shrubs and trees or high ground cover
- Use on hillsides to model tree masses
- Attach to terrain with Scenic Glue


Bag 50.8 cu in (832 cu cm)



Light Green FC57



Medium Green FC58



Dark Green FC59

Colors may vary from actual product. Coverage area depends on usage.

Add more color and texture with Fine and Coarse Turf in various colors and sizes.



Use Scenic Glue to attach Underbrush, Bushes, Forest Canopy, Clump-Foliage and Foliage Clusters.



Allow to dry thoroughly and spray with Scenic Cement to fix in place.



Landscape



ONLINE VIDEO


Foliage

- Make trees, vines, weeds, bushes or any low growth
- Stretch the sheet of Foliage for a thin, lacy application
- Attach Foliage to Tree Armatures with Hob-e-Tac
- Attach to hillsides, Tunnel Portals, buildings, bridges, etc. with Scenic Glue
- Create quick and economical tree masses

72 sq in (464 sq cm)




Light Green F51




Medium Green F52



Dark Green F53



Conifer Green F54



Early Fall F55



Late Fall F56

Colors may vary from actual product. Coverage area depends on usage.

Using Foliage, Poly Fiber and Flowering Foliage


Stretch and tear until thin and lacy.




Attach Foliage to Tree Armatures.



Attach to Tunnel Portals, buildings and bridges.



Attach Flowering Foliage along tracks, in fields and around buildings.



ONLINE VIDEO

Poly Fiber

- Synthetic fiber used to create vines, undergrowth and other rambling vegetation
- Affix to the sides of buildings, Tunnel Portals, Retaining Walls, light poles, billboards and along fence rows, wherever vines grow
- Make quick and economical tree masses
- Attach with Scenic Cement or Scenic Glue

16 g (0.56 oz)



Green FP178




ONLINE VIDEO

Flowering Foliage™


- Add color and model flowers along tracks, in fields, on hills or around buildings
- Attach with Scenic Cement

72 sq in (464 sq cm)

Covers approximately 100 sq in (645 sq cm)



Yellow F176



Purple F177



Fruit and Flowers

- Sprinkle Fruit on small trees to model apple and orange trees
- Sprinkle Flowers on small bushes, shrubs, vines and fields to model flowering plants
- Attach with Scenic Cement

1.8 cu in (29.4 cu cm) ea
Coverage area depends on usage

Fruit T47 (apples and oranges)

Flowers T48 (4 colors: red, yellow, white, orange)



ONLINE VIDEOS

Dead Fall

- Natural, realistic product
- Use to model fallen or standing dead trees and stumps
- Pieces feature gnarled branches, knots, and some are smooth, with signs of weathering
- Use for any scale
- Attach with Scenic Glue

S29 1.75 oz (49.6 g)
S30 0.5 oz (14.1 g)



Stumps

- Lead-free, metal castings
- Add realistic detail to wooded or deforested areas
- Clean parts, paint, and adhere to layout with Scenic Glue

Cut Stumps S31 (14 pcs)

Broken Stumps S32 (14 pcs)



ONLINE VIDEO

Soft Flake Snow™ SN140

- Model realistic winter scenes
- For a dusting of snow, sprinkle and attach with Scenic Cement
- For heavy drifts, apply Flex Paste and sprinkle with Soft Flake Snow

57.7 cu in (945 cu cm)







Water System

Easily capture the movement of a rushing river or the calm surface of a murky lake by using the Water System from Woodland Scenics. This complete system has been specially designed to model all bodies of water and their features. Take away the guesswork and stop hunting for products. The Water System can do it all – deep water, motion, authentic colors and more.

Deep Pour Water™

Use Deep Pour Water Clear to easily achieve depth and display underwater terrain. Deep Pour Water Murky is pre-tinted and perfect for any murky water feature.

2 fl oz (59.1 mL)

ONLINE VIDEO



Clear

CW4510



Murky

CW4511



Realistic Water™

C1211

Use Realistic Water for a simple one-step solution for modeling water. Complement Realistic Water with other Water System products.

16 fl oz (473 mL)

ONLINE VIDEO



E-Z Water™

C1206

E-Z Water is good for deep single pours. Heat activated product and dries quickly. Great for ponds, streams, rivers and harbors.

16 oz vol (473 mL)




Landscape



Water Tints

Water Tints make it easy to create natural shallows and depths. Use Water Tints with Deep Pour Water, Realistic Water, or Surface Water to create authentic colors for your water feature. Mix more than one to create custom colors.
2 fl oz (59.1 mL)

ONLINE VIDEO



Navy Blue CW4519



Turquoise CW4520



Moss Green CW4521



Sage Green CW4522



Olive Drab CW4523



Yellow Silt CW4524




Murky CW4525


Water Undercoats™

Add color and seal your water base all at once with Water Undercoats. Blend two or more Water Undercoats to add to the realism and illusion of depth.
4 fl oz (118 mL)


ONLINE VIDEO




Deep Blue CW4530



Navy Blue CW4531




Hunter Green CW4532



Moss Green CW4533



Olive Drab CW4524




Yellow Silt CW4535





Surface Waters


Set your water in motion by using Surface Waters to model splashes, waves and waterfalls.



Water Effects C1212
8 fl oz (236 mL)



Water Ripples CW4515
4 fl oz (118 mL)



Water Waves CW4516
4 fl oz (118 mL)




ONLINE VIDEO

White Water Highlight

CW4529

Use White Water Highlight to intensify movement or add foam and froth.
2 fl oz (59.1 mL)




ONLINE VIDEO

Dust Dabber™

CW4539

Dust Dabber removes dust and debris from your water feature and other parts of your layout.
5.64 oz (159 g)



ONLINE VIDEO

Colors may vary from actual product. Coverage area depends on usage.

Using Water Effects


Apply Water Effects onto a nonstick surface.




Shape and texture with a toothpick.



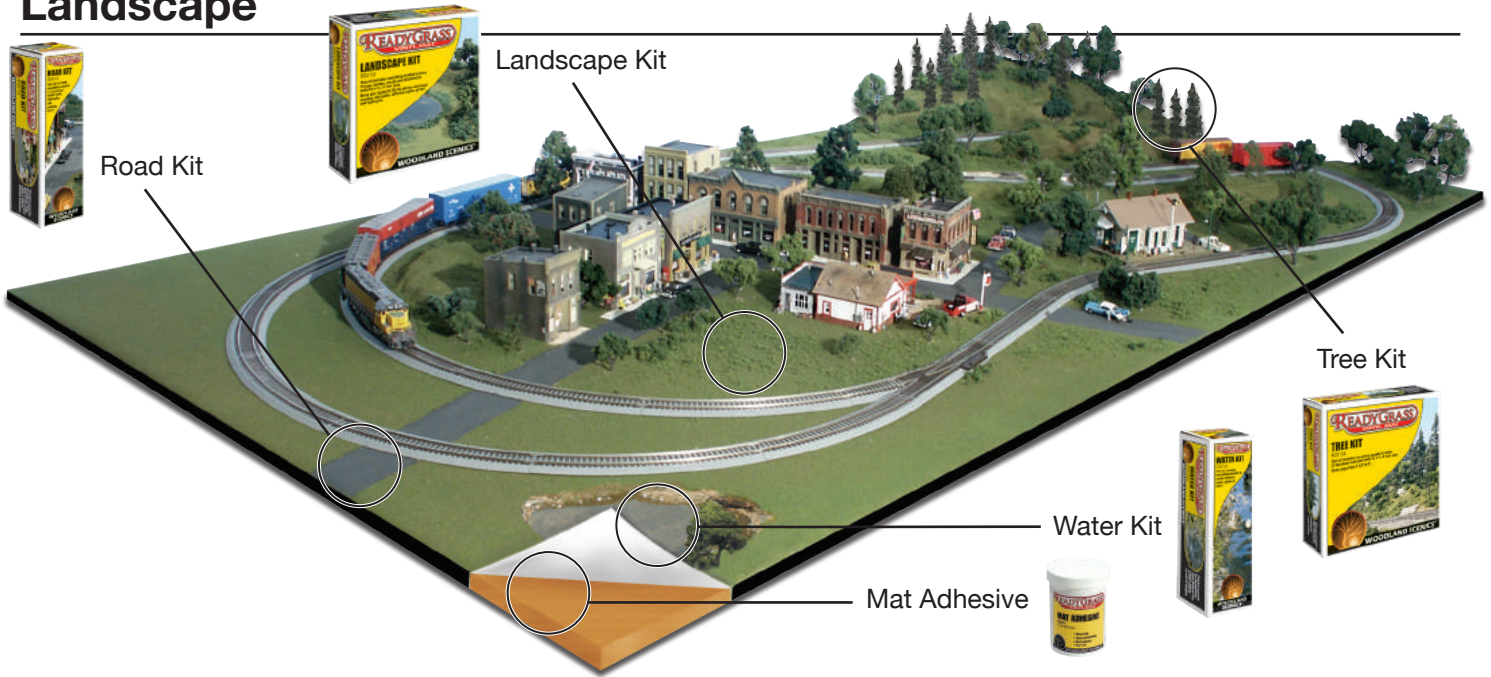
When dry, peel off and place on layout.



Attach with Water Effects.



Landscape



ReadyGrass® Vinyl Mat

Its unique characteristics make this non-shedding and colorfast, vinyl grass mat the best on the market! Ideal for train layouts, battle mats, architectural models, school projects, arts and crafts, slot cars, collectible houses, military models and more! Simply scrape turf from Mat surface to create space for roads and water areas. Permanently mount the ReadyGrass Vinyl Mat to your layout or roll it up and use it again and again! Five colors available in three roll sizes and a Project Sheet size.

- Moldable and retains its shape...for making hills
- Removable Turf...for making roads and water areas
- Durable/tear resistant...use again and again
- Non-shedding/non-staining...no mess
- Colorfast...no fading

Patented Product

ONLINE VIDEOS



Spring Grass

- 50" x 100" (127 x 254 cm) RG5121
- 33" x 50" (83.8 x 127 cm) RG5131
- 25" x 33" (63.5 x 83.8 cm) RG5171
- 12 1/2" x 14 1/8" (31.7 x 35.8 cm) RG5141




Green Grass

- 50" x 100" (127 x 254 cm) RG5122
- 33" x 50" (83.8 x 127 cm) RG5132
- 25" x 33" (63.5 x 83.8 cm) RG5172
- 12 1/2" x 14 1/8" (31.7 x 35.8 cm) RG5142




Forest Grass

- 50" x 100" (127 x 254 cm) RG5123
- 33" x 50" (83.8 x 127 cm) RG5133
- 25" x 33" (63.5 x 83.8 cm) RG5173
- 12 1/2" x 14 1/8" (31.7 x 35.8 cm) RG5143



Summer Grass

- 50" x 100" (127 x 254 cm) RG5124
- 33" x 50" (83.8 x 127 cm) RG5134
- 25" x 33" (63.5 x 83.8 cm) RG5174
- 12 1/2" x 14 1/8" (31.7 x 35.8 cm) RG5144




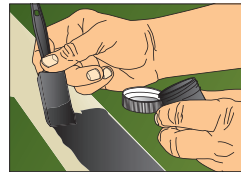
Desert Sand

- 50" x 100" (127 x 254 cm) RG5125
- 33" x 50" (83.8 x 127 cm) RG5135
- 25" x 33" (63.5 x 83.8 cm) RG5175
- 12 1/2" x 14 1/8" (31.7 x 35.8 cm) RG5145



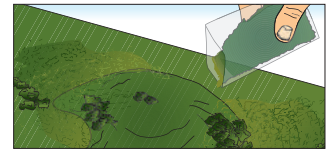
Road Kit RG5151

Kit includes the materials needed to create and detail roads, sidewalks and parking areas. Cover a road/paved area approximately 720 sq in (46.4 sq dm) and a sidewalk area approximately 144 sq in (9.29 sq dm).




Landscape Kit RG5152

Kit includes everything needed to enhance a 4 x 8-foot (1.21 x 2.43 m) area. Use the various foliage, bushes, shrubs and adhesive to add paths, different colors of turf and highlights.



Water Kit RG5153

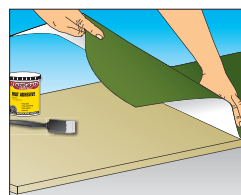
Kit includes materials needed to model 28 sq in (180 sq cm) of streams, rivers, lakes or other water features.



Tree Kit RG5154

Kit includes the materials you need to make 19 deciduous and 8 pine trees. Sizes range from 2" to 6" (5.08 cm - 15.2 cm).

ONLINE VIDEOS



Mat Adhesive RG5161

Use Mat Adhesive for repositioning or permanently bonding mats to non-porous surface. Great for mounting puzzles and posters to art board.

Covers approx. 5,000 sq in (322 sq dm)
7 fl oz (207 mL)



Ready Landforms™

Ready Landforms are preformed and durable. Already landscaped, they blend easily with any layout. Just set and go! Portability makes them ideal for gaming. Stack for space-saving storage. Tunnels and Rocky Ridges are the perfect complements to ReadyGrass Vinyl Mats (page 34).

Tunnels are available in both N and HO scales, straight or curved designs and have molded-in portals at each end.

Rocky Ridges are available in two sizes and are perfect to place as a road cut or rocky embankment.



HO Straight Tunnel C1310

16 1/8" w x 26" l x 7 3/4" h (40.9 cm x 66 cm x 19.6 cm)
portal opening 2 3/4" w x 3 5/8" h (6.98 cm x 9.2 cm)

N Straight Tunnel C1315

9" w x 14 3/4" l x 4 3/4" h (22.8 cm x 37.4 cm x 12 cm)
portal opening 1 7/16" w x 1 3/4" h (3.65 cm x 4.44 cm)



HO Curved Tunnel C1311

16 5/8" w x 26 1/4" l x 8" h (42.2 cm x 66.6 cm x 20.3 cm)
portal opening 2 3/4" w x 3 5/8" h, 18" radius (6.98 cm x 9.2 cm, 45.7 cm)

N Curved Tunnel C1316

9 5/8" w x 16 3/8" l x 4 3/8" h (24.4 cm x 41.5 cm x 11.1 cm)
portal opening 1 1/4" w x 1 3/4" h, 11" radius (3.17 cm x 4.44 cm, 27.9 cm)



Rocky Ridge Large C1320

11 7/8" w x 24 7/8" l x 3 5/8" h (30.1 cm x 63.1 cm x 9.2 cm)



Rocky Ridge Small C1321

7 1/2" w x 14 5/8" l x 1 5/8" h (19 cm x 37.1 cm x 4.12 cm)



Pollen

Pollen adds realistic detail to the stamens of the paper flower designs like those by Susan's Garden™. Use Pollen on model scenery to model flowers and to highlight trees, shrubs and other landscape. Also use it to detail decorations, embellish greeting cards and scrapbooks or for many other craft projects.

1.8 cu in (29.4 cu cm)

Coverage area depends on usage



Charcoal

T4641




Brown

T4642



Gold

T4643



Green

T4644




Yellow

T4645



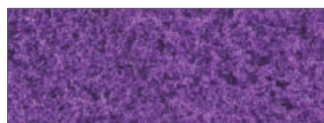
Orange

T4646



Red

T4647



Purple

T4648



Pink

T4649

Trees

Trees

ONLINE VIDEOS

Trees add life, realism and perspective to layouts, dioramas, displays and other projects. The more variety in types and colors, the more realistic your scenery will look. Choose from a wide variety of Woodland Scenics trees, available in all shapes, sizes and colors. Mix, match and blend multiple types and textures for superior realism. Place them ready-made, or make them yourself with plastic or metal armatures and several types of foliage. Tree sizes work for N, HO or O scale and any scale in between.



Premium Trees™

Hand-crafted replicas of real trees. The design of the branch and leaf structure identifies the tree type easily, and tree trunks are textured to look like real bark (pg. 37-39).




Woodland Classics™

Ready-made trees are handcrafted with classic appeal and economically priced. Their finely detailed, hand-painted tree trunks represent a multitude of realistic shapes and branching forms (pg. 40-41).



Ready Made Realistic Trees™

Lend authenticity to any layout or diorama. Their natural colors and realistic textures blend with other Woodland Scenics landscape products (pg. 42-44).



Make Your Own

Use tree kits, armatures, Fine-Leaf Foliage and Forest Canopy to create a variety of individual trees, dense forests, shrubs, bushes, dead trees, hedges and more (pg. 44-47).



Use this chart to determine scale representation for actual tree heights.

	3/4" (1.9 cm)	1 1/4" (3.17 cm)	2" (5.08 cm)	2 1/2" (6.35 cm)	3" (7.62 cm)	4" (10.1 cm)	5" (12.7 cm)	6" (15.2 cm)	7" (17.7 cm)	8" (20.3 cm)	9" (22.8 cm)
N Scale	10' (3.04 m)	17' (5.18 m)	27' (8.22 m)	33' (10 m)	40' (12.1 m)	53' (16.1 m)	67' (20.4 m)	80' (24.3 m)			
HO Scale	5' (1.52 m)	9' (2.74 m)	15' (4.57 m)	18' (5.48 m)	22' (6.7 m)	29' (8.83 m)	36' (10.9 m)	44' (13.4 m)	51' (15.5 m)	58' (17.6 m)	65' (19.8 m)
O Scale	3' (91.4 cm)	5' (1.52 m)	8' (2.43 m)	10' (3.04 m)	12' (3.65 m)	16' (4.87 m)	20' (6.09 m)	24' (7.31 m)	28' (8.53 m)	32' (9.75 m)	36' (10.9 m)



Model Scaler Free scale conversion app for your smartphone, tablet or PC. Fast and easy Model Scaler instantly converts U.S. Customary and Metric measurements for any scale. Download free at woodlandscenics.com.



Premium Trees™

Premium Trees are handcrafted replicas of real trees. The design of the branch and leaf structure identifies the tree type easily, and tree trunks are textured to look like real bark. Each tree has a planting base pin. There are three different package sizes with trees ranging from 1 1/2" to 6" (3.81 cm to 15.2 cm) in height. Tree heights are approximate and color may vary from actual product.



Birch TR1601 (1/pkg)
3 7/8" (9.84 cm)



Dead Elm TR1602 (2/pkg)
3 1/4", 2 1/4" (8.25 cm, 5.71 cm)



Sycamore TR1603 (2/pkg)
3", 2 1/4" (7.62 cm, 5.71 cm)



Fall Maple TR1604 (2/pkg)
3", 2 3/8" (7.62 cm, 6.03 cm)



Paper Birch TR1605 (3/pkg)
2 3/4", 1 1/2", 2 1/4" (6.98 cm, 3.81 cm, 5.71 cm)



Oak TR1606 (1/pkg)
3" (7.62 cm)

Trees



Locust TR1607 (2/pkg)
3", 1 3/4" (7.62 cm, 4.44 cm)



Sweetgum TR1608 (1/pkg)
4" (10.1 cm)



Sycamore TR1609 (1/pkg)
3 7/8" (9.84 cm)



Maple TR1610 (1/pkg)
4 1/2" (11.4 cm)



Poplar TR1611 (3/pkg)
4 1/2", 3 1/2", 4" (11.4 cm, 8.89 cm, 10.1 cm)



Aspen TR1612 (2/pkg)
2 3/4", 2 1/4" (6.98 cm, 5.71 cm)



Fall Beech TR1613 (1/pkg)
4" (10.1 cm)



Dead Maple TR1614 (1/pkg)
4 1/4" (10.7 cm)



Beech TR1615 (1/pkg)
4" (10.1 cm)



Paper Birch TR1616 (1/pkg)
4" (10.1 cm)



Royal Palm TR1617 (3/pkg)
4 1/2", 3", 4" (11.4 cm, 7.62 cm, 10.1 cm)



Basswood TR1618 (1/pkg)
4" (10.1 cm)



Juniper TR1619 (3/pkg)
5 1/8", 2 1/2", 3" (13 cm, 6.35 cm, 7.62 cm)



Oak TR1620 (1/pkg)
5" (12.7 cm)



Spruce TR1621 (2/pkg)
5", 4" (12.7 cm, 10.1 cm)



Walnut TR1622 (1/pkg)
3 7/8" (9.84 cm)




Hickory TR1623 (1/pkg)
5 3/8" (13.6 cm)



Pine TR1624 (2/pkg)
5 1/4", 4" (13.3 cm, 10.1 cm)



Evergreen TR1626 (2/pkg)
5", 4" (12.7 cm, 10.1 cm)



Lodgepole TR1627 (2/pkg)
5", 4" (12.7 cm, 10.1 cm)



Lodgepole TR1628 (2/pkg)
6", 5" (15.2 cm, 12.7 cm)



Conifer TR1625 (2/pkg)
4", 3" (10.1 cm, 7.62 cm)



Trees

Woodland Classics™

Woodland Classics ready-made trees are handcrafted with classic appeal and are economically priced. Their finely detailed, hand painted tree trunks represent a multitude of realistic shapes and branching forms. Foliage is applied by hand, yielding a variety of natural foliage variances. In every detail, Woodland Classics mirror nature's contrasts and highlights, reinforcing the trademark mixing and blending of our Landscape System. Use combinations of types and sizes throughout your layout for superior realism.



Pictures are representative. Actual trees vary in size and shape. No two trees are alike within one package. Optional bases included.



Blue Needle TR3566 (5/pkg) 2" - 3 1/2" (5.08 cm - 8.89 cm)
TR3569 (4/pkg) 3 1/2" - 5 1/2" (8.89 cm - 13.9 cm)



Forever Green TR3565 (5/pkg) 2" - 3 1/2" (5.08 cm - 8.89 cm)
TR3568 (4/pkg) 3 1/2" - 5 1/2" (8.89 cm - 13.9 cm)
TR3573 (3/pkg) 6" - 7" (15.2 cm - 17.7 cm)



Standing Timber TR3560 (5/pkg) 2 1/2" - 4" (6.35 cm - 10.1 cm)
TR3561 (4/pkg) 4" - 6" (10.1 cm - 15.2 cm)
TR3562 (3/pkg) 6" - 7" (15.2 cm - 17.7 cm)
TR3563 (3/pkg) 7" - 8" (17.7 cm - 20.3 cm)



Snow Dusted TR3567 (5/pkg) 2" - 3 1/2" (5.08 cm - 8.89 cm)



Harvest Blaze TR3540 (9/pkg) 1 1/4" - 3" (3.17 cm - 7.62 cm)
TR3541 (6/pkg) 3" - 5" (7.62 cm - 12.7 cm)



Hedgerow TR3581 (1/pkg) 1" - 2 3/8" x 7 3/4" (2.54 cm - 6.03 cm x 19.6 cm)
TR3582 (1/pkg) 1" - 4" x 8 1/4" (2.54 cm - 10.1 cm x 20.9 cm)



Apple Trees TR3591 (4/pkg) 2" - 3" (5.08 cm - 7.62 cm)



Orange Trees TR3592 (4/pkg) 2" - 3" (5.08 cm - 7.62 cm)



Flowering Trees TR3593 (4/pkg) 2" - 3" (5.08 cm - 7.62 cm)



Cactus Plants TR3600 (13/pkg) 1/2" - 2 1/2" (1.27 cm - 6.35 cm)



Palm Trees TR3597 (5/pkg) 3" - 3 3/4" (7.62 cm - 9.52 cm)
TR3598 (5/pkg) 4 3/4" - 5 1/4" (12 cm - 13.3 cm)



Early Light



Cool Shade



Sun Kissed



Waters Edge

Pictured trees represent the foliage and trunk colors available in the sizes listed below.



Early Light	TR3545	(8/pkg)	3/4" - 1 1/4" (1.9 cm - 3.17 cm)
Cool Shade	TR3547		
Sun Kissed	TR3501		
Waters Edge	TR3531		



Early Light	TR3546	(5/pkg)	1 1/4" - 2" (3.17 cm - 5.08 cm)
Cool Shade	TR3548		
Sun Kissed	TR3502		
Waters Edge	TR3532		



Early Light	TR3503	(4/pkg)	2" - 3" (5.08 cm - 7.62 cm)
Cool Shade	TR3505		
Sun Kissed	TR3504		
Waters Edge	TR3533		



Early Light	TR3506	(3/pkg)	3" - 4" (7.62 cm - 10.1 cm)
Cool Shade	TR3508		
Sun Kissed	TR3507		
Waters Edge	TR3534		



Early Light	TR3509	(3/pkg)	4" - 5" (10.1 cm - 12.7 cm)
Cool Shade	TR3511		
Sun Kissed	TR3510		
Waters Edge	TR3535		



Early Light	TR3512	(2/pkg)	5" - 6" (12.7 cm - 15.2 cm)
Cool Shade	TR3514		
Sun Kissed	TR3513		
Waters Edge	TR3536		



Cool Shade	TR3517	(2/pkg)	
Sun Kissed	TR3516		
Waters Edge	TR3537		
			6" - 7" (15.2 cm - 17.7 cm)



Sun Kissed	TR3518	(2/pkg)	
Waters Edge	TR3538		
			7" - 8" (17.7 cm - 20.3 cm)



Cool Shade	TR3521	(2/pkg)	
Waters Edge	TR3539		
			8" - 9" (20.3 cm - 22.8 cm)

Trees



Ready Made Realistic Trees™

These trees lend authenticity to any layout or diorama. Their natural colors and realistic textures blend with other Woodland Scenics landscape products. Plant trees in clusters and intermix foliage colors. For more detail, spray foliage with Scenic Cement and highlight with Fine Turf. Attach to layout with Hob-e-Tac Adhesive or Scenic Glue. Optional bases included.




Light Green



Medium Green



Dark Green



Fall Mix



Conifer Green



Conifer Green TR1560 (5/pkg) 2 1/2" - 4" (6.35 cm - 10.1 cm)



Conifer Green TR1561 (4/pkg) 4" - 6" (10.1 cm - 15.2 cm)



Conifer Green TR1562 (3/pkg) 6" - 7" (15.2 cm - 17.7 cm)



Conifer Green TR1563 (3/pkg) 7" - 8" (17.7 cm - 20.3 cm)



Medium Green TR1501 (8/pkg) 3/4" - 1 1/4" (1.9 cm - 3.17 cm)



Medium Green TR1502 (5/pkg) 1 1/4" - 2" (3.17 cm - 5.08 cm)



Light Green TR1503 (4/pkg) 2" - 3" (5.08 cm - 7.62 cm)
Medium Green TR1504
Dark Green TR1505



Light Green TR1506 (3/pkg) 3" - 4" (7.62 cm - 10.1 cm)
Medium Green TR1507
Dark Green TR1508



Light Green TR1509 (3/pkg) 4" - 5" (10.1 cm - 12.7 cm)
Medium Green TR1510
Dark Green TR1511



Light Green TR1512 (2/pkg) 5" - 6" (12.7 cm - 15.2 cm)
Medium Green TR1513
Dark Green TR1514



Light Green TR1515 (2/pkg) 6" - 7" (15.2 cm - 17.7 cm)
Medium Green TR1516
Dark Green TR1517



Medium Green TR1518 (2/pkg) 7" - 8" (17.7 cm - 20.3 cm)



Medium Green TR1519 (2/pkg) 8" - 9" (20.3 cm - 22.8 cm)



Fall Mix TR1540 (9/pkg) 1 1/4" - 3" (3.17 cm - 7.62 cm)



Fall Mix TR1541 (6/pkg) 3" - 5" (7.62 cm - 12.7 cm)

Trees


Ready Made Trees™ Value Pack

Value Packs offer the best value in a ready-made tree and are the quickest way to add trees to a layout. Use the included base for temporary placement, or attach permanently with Hob-e-Tac Adhesive or Scenic Glue.



Mixed Green Deciduous

- TR1570 (38/pkg)
3/4" - 2" (1.9 cm - 5.08 cm)
- TR1571 (23/pkg)
2" - 3" (5.08 cm - 7.62 cm)
- TR1572 (14/pkg)
3" - 5" (7.62 cm - 12.7 cm)




Fall Colors Deciduous

- TR1575 (38/pkg)
3/4" - 2" (1.9 cm - 5.08 cm)
- TR1576 (23/pkg)
2" - 3" (5.08 cm - 7.62 cm)
- TR1577 (14/pkg)
3" - 5" (7.62 cm - 12.7 cm)




Conifer Colors Pine

- TR1580 (33/pkg)
2 1/2" - 4" (6.35 cm - 10.1 cm)
- TR1581 (24/pkg)
4" - 6" (10.1 cm - 15.2 cm)
- TR1582 (12/pkg)
6" - 8" (15.2 cm - 20.3 cm)



Evergreen Blend Fir

- TR1585 (18/pkg)
2" - 4" (5.08 cm - 10.1 cm)
- TR1586 (13/pkg)
4" - 6" (10.1 cm - 15.2 cm)



Blue Spruce

- TR1587 (18/pkg)
2" - 4" (5.08 cm - 10.1 cm)
- TR1588 (13/pkg)
4" - 6" (10.1 cm - 15.2 cm)



Tree Armatures

- Bendable plastic retains shape once twisted
- Texture and color of real trunks
- Includes a base pin for planting and an optional base for temporary placement
- Sizes vary from 3/4" to 7" (1.9 cm - 17.7 cm)
- Use Hob-e-Tac Adhesive to attach foliage



Tree Armatures

Tree Armatures		
Deciduous Armatures	Qty.	Item #
3/4" - 2" (1.9 cm - 5.08 cm)	114/pkg	TR1120
2" - 3" (5.08 cm - 7.62 cm)	57/pkg	TR1121
3" - 5" (7.62 cm - 12.7 cm)	28/pkg	TR1122
5" - 7" (12.7 cm - 17.7 cm)	12/pkg	TR1123
Pine Armatures	Qty.	Item #
2 1/2" - 4" (6.35 cm - 10.1 cm)	70/pkg	TR1124
4" - 6" (10.1 cm - 15.2 cm)	44/pkg	TR1125

Color may vary from actual product. Tree heights are approximate.

Making a Tree

Bend and twist Armature.



Apply Hob-e-Tac Adhesive to branches.



Dip Armature in foliage or apply by hand.



Poke Armature into hole on layout or use included base.





Forest Canopy™

This natural plant product is great for making dense forest canopies, individual trees, shrubs, bushes, dead trees and hedges. Use for winter scenes, or to add individual dead trees to your forest. Every piece is useable and adds another dimension and texture to your layout or diorama. Break pieces into any size you need!

Box 151 cu in (2.47 cu dm) / Clam 50 cu in (0.81 cu dm)

- Economical forest coverage
- Natural plant material
- Use for multiple scales
- Varies in height up to six inches


**ONLINE
VIDEOS**




Light Green (Box) F1660



Medium Green (Box) F1661
(Clam) F1664



Dark Green (Box) F1662



Autumn Mix (Box) F1663



Create dense forests.



Strip foliage for dead trees.



Model shrubbery.



Strip foliage to create winter scenes.

Trees



Fine-Leaf Foliage™

Fine-Leaf Foliage is a natural product, great for modeling bushes, saplings, shrubs and hedges. It makes exquisite trees. Use every piece of the product. The fine-leaf detail is superb and adds a new dimension to any layout. A sample Tree Armature is included in each package. Attach to Tree Armatures with Hob-e-Tac Adhesive. Use Scenic Glue to attach to layout. Sizes vary from 1/2" to 8" (1.27 cm - 20.3 cm). 75 cu in (1.22 cu dm)



Coverage area depends on usage



Dark Green F1130




Medium Green F1131




Light Green F1132



Olive Green F1133



Dead Foliage F1134




Fall Mix F1135

Shrubs & Saplings

Shrubs & Saplings is a natural product, great for modeling bushes, saplings, shrubs and hedges. It makes exquisite trees. Use every piece of the product. The fine-leaf detail is superb and adds a new dimension to any layout. Attach to Tree Armatures with Hob-e-Tac Adhesive. Use Scenic Glue to attach to layout. Sizes vary from 1/2" to 8" (1.27 cm - 20.3 cm). 60 cu in (0.98 cu dm)



Coverage area depends on usage



Light Green F1128



Medium Green F1129


Realistic Tree Kits™

Choose from several different sizes, shapes, textures and colors. Deciduous and Pine Realistic Tree Kits include bendable, plastic Tree Armatures, optional bases and foliage materials. Packages TR1101-TR1103 include a mix of three different colors. They offer tremendous variation and are economically priced. A bonus Fine-Leaf Foliage sample is included in TR1111 and TR1112. Use Hob-e-Tac Adhesive to attach foliage to Tree Armatures.


ONLINE VIDEO



Deciduous



Light, Medium & Dark Green



Medium Green

Pine



Conifer Green



Forest Green

Realistic Tree Kits			
Deciduous	Color	Qty.	Item #
3/4" - 3" (1.9 cm - 7.62 cm)	Light, Medium, Dark Green	36/pkg	TR1101
3" - 5" (7.62 cm - 12.7 cm)	Light, Medium, Dark Green	14/pkg	TR1102
5" - 7" (12.7 cm - 17.7 cm)	Light, Medium, Dark Green	7/pkg	TR1103
3/4" - 3" (1.9 cm - 7.62 cm)	Medium Green	21/pkg	TR1111
3" - 7" (7.62 cm - 17.7 cm)	Medium Green	6/pkg	TR1112

Realistic Tree Kits			
Pine	Color	Qty.	Item #
2 1/2" - 4" (6.35 cm - 10.1 cm)	Conifer Green	42/pkg	TR1104
4" - 6" (10.1 cm - 15.2 cm)	Conifer Green	24/pkg	TR1105
6" - 8" (15.2 cm - 20.3 cm)	Conifer Green	16/pkg	TR1106
2 1/2" - 6" (6.35 cm - 15.2 cm)	Forest Green	24/pkg	TR1113

Lead-Free Metal Tree Kits

These are highly detailed, extremely versatile trees, designed to lend realism and variety to any layout. Use Hob-e-Tac Adhesive or Scenic Glue to attach the precolored, nonmetallic foliage to bendable, lead-free metal armatures. Lightly spray with Scenic Cement to add Fine or Coarse Turf accent colors, Fruit or Flowers. Paint armatures with the Mini-Scene Paint Set (M125), page 123.



Small Tree Kits

Each tree kit contains two to five bendable, lead-free metal armatures. There are ten different kits available, including deciduous, pine and dead trees.



Forked Tree TK11
(4/pkg) 2 1/4" (5.71 cm)



Ornamental TK12
(5/pkg) 2 1/2" (6.35 cm)



Straight Trunk TK13
(5/pkg) 2 1/2" (6.35 cm)



Softwood Pine TK14
(5/pkg) 3 1/4" (8.25 cm)



Shag Bark TK17
(3/pkg) 3 1/2" (8.89 cm)



Double Forked TK18
(2/pkg) 3 1/2" (8.89 cm)



Shade Tree TK19
(2/pkg) 4" (10.1 cm)



Columnar Pine TK20
(4/pkg) 4 1/2" (11.4 cm)



Gnarled TK21
(2/pkg) 4 1/2" (11.4 cm)



Dead Trees TK22
(5/pkg) 2 5/8" - 3 1/4"
(6.66 cm - 8.25 cm)

Large Tree Kits


These bendable, lead-free metal tree kits take tree making to new heights! Use large kits to set striking tree scenes.



Pine Trees TK23
(5/pkg) 6" - 9" (15.2 cm - 22.8 cm)



Hedgerow Scene TK24
(18 trees & 6 bushes/pkg)
24" - 30" (60.9 cm - 76.2 cm) length



Hardwood Trees TK25
(3/pkg) 5 1/2" - 6 1/2" (13.9 cm - 16.5 cm)



Big Old Trees TK26
(2/pkg) 7" - 7 1/2" (17.7 cm - 19 cm)

Forest Kits

Create a forest of trees with bendable, lead-free metal armatures and foliage. The Pine and Hardwood Forest kits offer an economical option for adding trees to layouts.



Pine Forest TK27
(24/pkg) 2" - 4" (5.08 cm - 10.1 cm)



Hardwood Forest TK28
(24/pkg) 2" - 4" (5.08 cm - 10.1 cm)



Complete Landscape Kit S926

Kit includes an assortment of scenery products

- 18 lead-free metal tree armatures
- 3 colors of Foliage
- 7 tree Stumps
- 2 packages of Green Blend Blended Turf
- 3 packages of Turf accent colors



N, HO, O and G Scale Scenic Accents®

These economically priced N, HO, O and G scale works of art exude personality—their natural charm and realistic appearance steal the show. Sculpted figures, animals and accessories are hand painted in fine detail, adding color, interest and life to any layout.

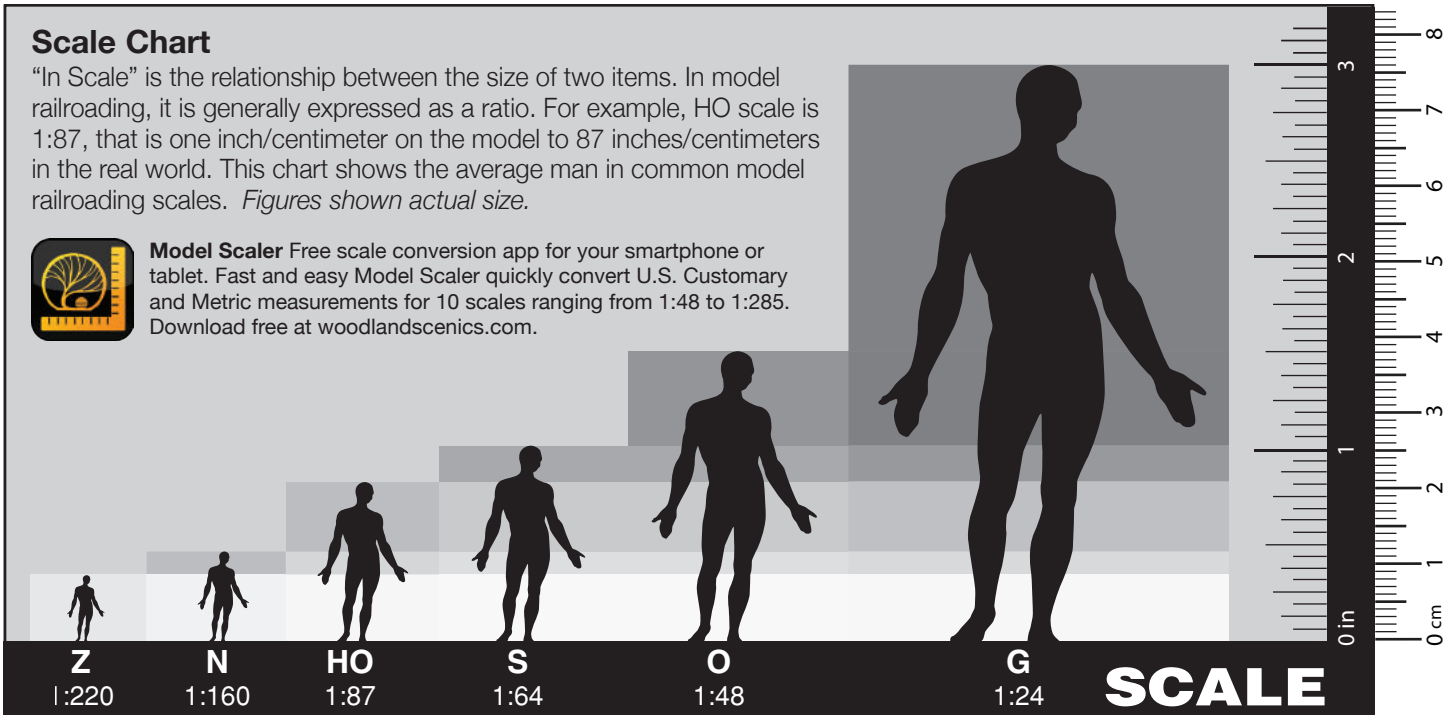


Scale Chart

"In Scale" is the relationship between the size of two items. In model railroading, it is generally expressed as a ratio. For example, HO scale is 1:87, that is one inch/centimeter on the model to 87 inches/centimeters in the real world. This chart shows the average man in common model railroading scales. *Figures shown actual size.*



Model Scaler Free scale conversion app for your smartphone or tablet. Fast and easy Model Scaler quickly convert U.S. Customary and Metric measurements for 10 scales ranging from 1:48 to 1:285. Download free at woodlandscenics.com.



N, HO and O Scale Scenic Accents



Color may vary from actual product. *Benches and/or walls not included.

Figures & Accents



People & Pets



Roofers



People Sitting*




Kids at Play



Active People



Mom & Kids*



Lovers



Sitting & Waiting*



Professionals



Tourists

Figures & Accents



HO	N	O
A1837	A2149	A2730

General Public



HO
A1838

People Talking



HO	N
A1839	A2150

Commuters*



HO	N
A1840	A2155

Travelers*



HO	N	O
A1841	A2140	A2725

Dogs & Cats



HO
A1842

Chestnut Horses



HO	N	O
A1843	A2144	A2767

Hereford Cows



HO
A1844

Livestock



HO	N	O
A1845	A2130	A2728

Full Figured Folks



HO
A1846

Recreational People



HO	N	O
A1847	A2131	A2722

Train Personnel



HO	N	O
A1848	A2132	A2727

Checker Players



HO	N
A1849	A2136

Rebels*



HO	N
A1850	A2137

Road Crew



HO
A1851

Road Crew Details



O
A2761

Road Crew

Color may vary from actual product. *Benches and/or walls not included.

Figures & Accents

Road Crew Details

	N
A2213	

Assorted Junk

HO	N
A1852	A2163

Road Crew Details

	O
A2762	

Sun Bathers

HO	
A1853	

Assorted Skids

HO	N
A1854	A2161

Assorted Crates

HO	N	O
A1855	A2162	A2739

Tombstones HO scale set contains 20 tombstones.

HO	N	O
A1856	A2164	A2726

Farm People

HO	N
A1857	A2152

Chain Gang

HO	N	O
A1858	A2167	A2745

Train Mechanics

HO	N	O
A1859	A2147	A2721

Hobos*

HO	N	O
A1860	A2138	A2734

Bus Stop People* (one bench included)

HO	N
A1861	A2134

Farm Horses

HO	N
A1862	A2141

Holstein Cows

HO	N	O
A1863	A2187	A2724

Hampshire Pigs

HO	N
A1864	A2139

Track Workers

HO	N	O
A1865	A2148	A2723

Figures & Accents



Engineers*

HO	N	O
A1866	A2153	A2733



Factory Workers*

HO	N	O
A1867	A2154	A2746



Graveside Service

HO	N
A1868	A2127



Baseball Players I

HO	N
A1869	A2145



Baseball Players II

HO	N
A1870	A2146



Welders & Accessories

HO	N	O
A1871	A2157	A2748



Bystanders*

HO	N	O
A1872	A2156	A2732



Passengers*

HO	N	O
A1873	A2190	A2731



Casual People*

HO	N
A1874	A2168



People & Pesky Raccoons

HO	N
A1875	A2158



Lumberjacks

HO	N	O
A1876	A2160	A2735



Shoe Shiners

HO	N
A1877	A2176



Gone Fishing

HO	N	O
A1878	A2179	A2751



Park Benches

HO	N	O
A1879	A2181	A2758



Game of Horseshoes

HO	N
A1880	A2165



Spectators

HO	N
A1881	A2172

Figures & Accents



Firemen to the Rescue

HO	N
A1882	A2151



Surveyors

HO	N	O
A1883	A2175	A2741



Deer

HO	N	O
A1884	A2185	A2738



Black Bears

HO	N	O
A1885	A2186	A2737




2nd Shift Workers

HO	N
A1886	A2188



Dairy Farmers

HO	N
A1887	A2166



Farm Animals

HO	N
A1888	A2142



Horseback Riders

HO	N
A1889	A2159



Painters

HO	N
A1890	A2174



Children

HO	N
A1891	A2182



Uniformed Travelers

HO
A1892



Accident Waiting to Happen

HO	N
A1893	A2171



Snowball Fight

HO	N
A1894	A2183



Youth Football Players

HO	N
A1895	A2169



Farmers Market

HO	N	O
A1896	A2170	A2750



Beekeepers

HO	N
A1897	A2178



Rail Workers



Ice Skaters



Couples in Coats



Masonry Workers




Jug Band



Rabbit Hunt



Bicycle Buddies



Dog Wash



Newsstand



Golfers

Figures & Accents

A group of sixteen diverse miniature figures sitting on a bench, representing various ages and ethnicities.

HO
A1908

Miniature figures of depot workers, including a man with a hand truck, a man with a cart, and a man with a suitcase, along with a clock and other accessories.

HO
A1909
N
A2211
O
A2757

Four miniature figures of fly fishermen standing in a line, holding fishing rods.

HO
A1910
N
A2215

Fishing line not included.

Miniature figures of workers, including a man operating a red forklift, a man with a cart, and a man with a suitcase.

HO
A1911
N
A2192
O
A2744

Five miniature figures in various poses, including a man waving, a woman with a suitcase, and a man shaking hands.

HO
A1912
N
A2193

Seven miniature figures of people walking in various directions, dressed in casual and business attire.

HO
A1913
N
A2210

Five miniature figures working on a vintage car, including one kneeling to check a tire and others using tools.

HO
A1914

Five miniature figures performing lawn maintenance, including a man with a lawnmower, a man with a rake, and a woman with a garden hose.

HO
A1915
N
A2204

Five miniature figures in various poses, including a man with a guitar, a man with a sign, and a man with a trash can.

HO
A1916
N
O
A2196
A2749

Five miniature figures camping, including a man with a tent, a man with a campfire, and a man with a backpack.

HO
A1917
N
O
A2199
A2754

Five miniature figures in two canoes on water, using paddles.

HO
A1918
N
O
A2200
A2755

Five miniature figures in yellow protective gear, carrying tools and equipment, representing smoke jumpers.

HO
A1919

Five miniature figures participating in a picket line, holding signs that say 'Shorter Hours', 'Save The Road', and 'WATER BENEFITS'.

HO
A1920
N
A2197

Five miniature figures playing, including a man with a red wagon, a man with a cart, and a woman with a child.

HO
A1921
N
A2198

Five miniature figures of senior citizens, including a man with a cane, a woman with a cane, and a man with a walker.

HO
A1922
N
A2201

Five miniature figures fishing from a dock, including a man with a fishing rod, a woman with a fishing rod, and a child with a fishing rod.


HO
A1923
N
O
A2203
A2756

Figures & Accents



People on Benches

HO N
A1924 A2206



Sermon on the Crate

HO
A1925



Shootin' Hoops

HO N O
A1926 A2207 A2760



One Man Crew

HO N
A1927 A2205



Garage Treasures

HO N
A1928 A2212



Backyard Barbeque

HO N O
A1929 A2209 A2765



The Founders

HO
A1930



Backyard Basics

HO
A1931



Wedding Bouquet Toss

HO
A1932



Miners

HO
A1933



Loading Dock Details

HO N
A1934 A2208



Backyard Birthday

HO
A1935



Wash Day Getaway

HO
A1936



Windy Day Play

HO
A1937



Summertime Jobs

HO
A1938



Outdoor Dining

HO N
A1939 A2214

Figures & Accents



Ridin' & Ropin'

HO
A1940



Wildlife Standoff

HO
A1942



Take a Hike

HO
A1944



Physically Challenged

HO
A1946



Service Station Attendants

HO
A1948



Swingin' Sensation

HO
A1950



Down Hill Derby

HO
A1952



Taking the Stairs*

HO
A1954



Street Accessories

HO
A1941
A2764



Playground Fun

HO
A1943



Wally's Wiener Wagon

HO
A1945



Carpenter Crew

HO
A1947



Cougars and Cubs

HO
A1949



Music to My Ears

HO
A1951



Misc. Freight

HO
A1953
A2216
A2766



Black Angus Cows

HO
A1955
A2217



Young and Old

HO
A1956



Yorkshire Pigs

HO N
A1957 A2218



16 People

HO
A1958



Barnyard Animals

N
A2202



People Going Places

HO
A1959



Street Items

HO
A1960



Rescue Firefighters

HO
A1961

Scenic Accents Economy Packs

Save over items purchased separately when adding people, animals and accessories to your layout. Three different packages are available in either N or HO scale. Each package contains over 100 themed pieces and may vary in contents. Limited supply available.

Photos are representative of figures that may be included.



Assorted Farm Set

HO N
A2051 A2061



Assorted Worker Set

HO N
A2052 A2062



Assorted Figure Set*

HO N
A2053 A2063

Scenic Accents Glue A198

- Specially formulated for attaching Scenic Accents and other accessories to layout
- Stays tacky, allows for repositioning
- No drip, no mess, no puddles or residue
- Brush applicator included
- Water-soluble
- Compatible with plastic, wood and metal
- Sand glue points and apply
- Let dry until clear and tacky and place on layout

1.25 fl oz (36.9 mL)



Gentle Grips® A200

- Use this unique tweezer to position Scenic Accents
- Protective tips will not damage figures
- Comes in handy storage tube and features non-slip grips

6" (15.2 cm) tines



Figures & Accents

G Scale Scenic Accents



Big Bobby, Bench and Buster

A2521



The Checker Brothers and Hound

A2522



Calvin P. Crate

A2523



Rover and Felix

A2524



Sam Supervisor

A2525



Mike the Mechanic

A2526



Paul Porter

A2527



Clyde the Conductor

A2528



Homeless Harry Hobo

A2529



Hungry Henry Hobo

A2530



Tom Traveler

A2531



Officer Duncan

A2532



Doug and Phil Shoveler

A2533



Frank and Son Fishing*

A2534



The Sitting Seymores*

A2535



Ernie the Engineer

A2536



Peter Pipe Puffer

A2537



Carl Commuter

A2538

Figures & Accents



Fireman Bill and Betsy

A2539



Earl and Eddie Engineer*

A2540



Gus and Gertie Gardener

A2541



Spike, Neil and Ty

A2542



Buck and Family

A2543



Welder Brothers

A2544



Barney's Big Bust

A2545



Pickin' and Grinnin'

A2546



Idling Engineers

A2547



The Bumm Brothers

A2548



Three Train Mechanics

A2549



Horse Shoelin' Around

A2550



Harry Bear and Family

A2551




Chip, Woody and Chopper

A2552

Color may vary from actual product. *Benches and/or walls not included.

Figures & Accents



Milkin' Ol' Bessie

A2553



Tombstones

A2554




Dedicated Depot Workers

A2555



Hilow Bros. Surveying Co.

A2556



Striking Picketeters

A2557



All Aboard

A2558



Ned's Newsstand

A2559




Polly's Postal Pursuit

A2560



Law and Lawless

A2561



Rail Workers

A2562



Begging For Bucks

A2563



Wooden Crates and Barrels

A2564



Dock Crew

A2565



You Dirty Dog

A2566



Camp Couple

A2567



Whistle While He Works

A2568




Fishing Buddies

A2569



Junior's Jug Band

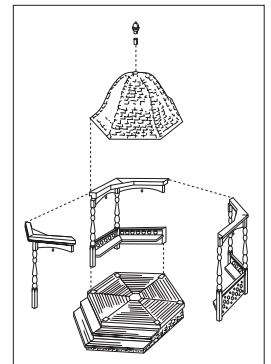
A2570



Scenic Details®

Scenic Details kits are finely crafted and economical HO scale reproductions. Use the highly detailed, lead-free metal castings everywhere on your layout. Attach to layout with Scenic Accents Glue or Scenic Glue. Some kits include Dry Transfer Decals. Painting with Mini-Scene Paint Set (M125), page 123, is recommended.

Clean metal castings and assemble pieces according to easy-to-follow diagrams and instructions. We recommend using super glue or two-part epoxy.



20 Tombstones
20 pcs

HO
D201



Trackside Junk
12 pcs

HO
D202



Crates-Barrels-Sacks
13 pcs

HO
D203



15 Assorted Skids
15 pcs

HO
D204



Assorted Junk Piles
10 pcs

HO
D205



Assorted Mailboxes
17 pcs

HO
D206

Figures & Accents



"Aermotor" Windmill
6 pcs

HO
D209



Plow, Disc, Horse and Man
9 pcs

HO
D210



3 Fuel Stands
13 pcs

HO
D212



Industrial Junk
9 pcs

HO
D225




Cats and Dogs
10 pcs

HO
D226



Bare Hunter
3 pcs

HO
D227



Steam Engine and Hammer Mill
6 pcs

HO
D229



8 Vending Machines
17 pcs

HO
D230



Trackside Scale
9 pcs

HO
D231



Diesel Fuel Facility
13 pcs

HO
D232




Gazebo
6 pcs

HO
D236



Branch Line Water Tower
14 pcs

HO
D241



Rural Sawmill
14 pcs

HO
D243



Street and Traffic Lights
11 pcs

HO
D248



THE AMBASSADOR

DRY GOODS HOTEL

FURNELLE

623-143

Vehicles

N and HO Scale AutoScenes

AutoScenes capture the classic designs and simple lifestyles of the 1940s and '50s. Each finely crafted, custom painted vehicle, figure and accessory adds humor, color, interest and authenticity to any layout, diorama or project. AutoScenes are true 1:160 N scale and 1:87 HO scale models.

ONLINE
VIDEOS



Hall & Duke

HO	N
AS5521	AS5321



Billy Brown's Coupe

HO	N
AS5522	AS5322



Felix Fix-a-Flat

HO	N
AS5523	AS5323



Family Vacation

HO	N
AS5525	AS5325



Wayne Recker's Tow Service

HO	N
AS5524	AS5324



Lubeners Loading

HO	N
AS5526	AS5326



Roger's Rag Top

HO	N
AS5527	AS5327



Willie's Warning

HO	N
AS5528	AS5333



HO	N
AS5528	AS5333



Mickey's Milk Delivery

HO	N
AS5529	AS5329



Spoonin'-N-Croonin'

HO	N
AS5530	AS5330



Rusty's Regret

HO
AS5531
N
AS5331



Suds & Shine

HO
AS5533
N
AS5339



Thompson's Travelin' Trailer

HO
AS5532
N
AS5328



Pick'em Up Truck

HO
AS5534
N
AS5332



Sunday Drive

HO
AS5535
N
AS5334



Cop'n a Kiss

HO
AS5537
N
AS5337



Henry's Haulin'

HO
AS5538
N
AS5335



Cruisin' Coupes



HO
AS5536



Peter's Painting

HO
AS5539



Ike's Ice Cream Truck

HO
AS5541
N
AS5338



Getaway Gangsters



HO
AS5540

Vehicles



Shove It or Leave It

HO
AS5543

N
AS5336



Rusty Springs Furniture

HO
AS5545



Ma & Pa's Trailer Haven

HO
AS5542

N
AS5341



Pit Stop

HO
AS5546

N
AS5342



Hitchin' A Ride

HO
AS5547



To The Lake

HO
AS5544



Carburetor Chaos

HO
AS5548

N
AS5340



Born to Ride

HO
AS5549



Rocky's Road Repair

HO
AS5550



Dog Gone Animal Control

HO
AS5551



Parked for a Picnic

HO
AS5552



Tim Burr Logging

HO
AS5553

N
AS5343

Vehicles



Bad Boy Bikers

AS5554
AS5344

HO N



Lumpy's Coal Company

AS5555
AS5345

HO N



Sign Slingers

AS5556

HO



Chip's Ice Truck

AS5557

HO



Fritz's Front Loader

AS5558

HO



Sparky & The Chief

AS5559

HO



Grady's Grader

AS5560

HO



Paul's Fresh Produce

AS5561
AS5346

HO N



Dewie's Dozer

AS5562

HO



Junk Cars

AS5563


HO



Tractor & Disc

AS5564

HO



Tractor & Planter

AS5565

HO



Backhoe

AS5566

HO



Fire Truck

AS5567

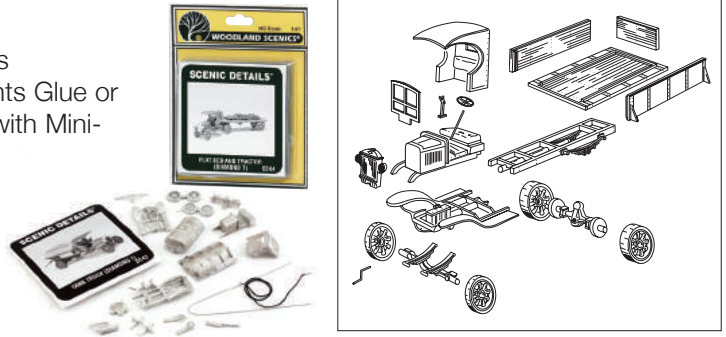
HO

Vehicles

Scenic Details®

Scenic Details kits are finely crafted and economical HO scale reproductions. Use the highly detailed, lead-free metal castings everywhere on your layout. Attach to layout with Scenic Accents Glue or Scenic Glue. Some kits include Dry Transfer Decals. Painting with Mini-Scene Paint Set (M125), page 123, is recommended.

Clean metal castings and assemble pieces according to easy-to-follow diagrams and instructions. We recommend using super glue or two-part epoxy.



Disc and Tractor (1938-1946)
10 pcs

HO
D207



Seeder and Tractor (1938-1946)
10 pcs

HO
D208



2 Tractors (1929-1938)
14 pcs

HO
D211



Service Truck (1914 Diamond T)
18 pcs

HO
D217



Grain Truck (1914 Diamond T)
18 pcs

HO
D218



Motorcycles and Sidecar
7 pcs

HO
D228



Bulldozer
11 pcs

HO
D233



Track-Type Loader
11 pcs

HO
D235



Backhoe - INSLEY Model "K"
18 pcs

HO
D237



Tank Truck (Diamond T)
18 pcs

HO
D242



Hyster Logging Cruiser & Tractor
14 pcs

HO
D246




Dump Truck (1 1/2 Ton Federal)
20 pcs

HO
D247



Motor Grader
10 pcs

HO
D234



Flat Bed and Tractor (Diamond T)
29 pcs

HO
D244



THEATRE
GONE WITH THE WIND
WITH CLARK GABLE
AND VIVIAN LEIGH

DAVENPORT

566

OTHER BOYS
Men - 18 in.
Youths - 14-17
Boys - 10-13
Kids - 6-9
Child Height

Lighting System

Just Plug™ LIGHTING SYSTEM

The Just Plug Lighting System is a complete, quick and easy way to add realism to new and existing layouts and other projects. No electrical knowledge or special tools needed. Just plug and you're done! Individual bulb brightness can be controlled, and special window film eliminates the need for building interiors. The modular design allows for easy expansion, and Just Plug works for all scales.

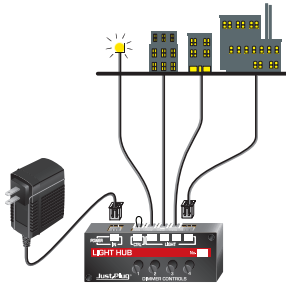


It's as easy as placing a light and setting your building on top.

ONLINE VIDEOS

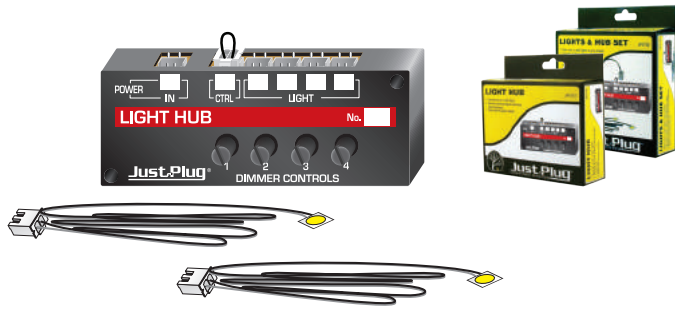
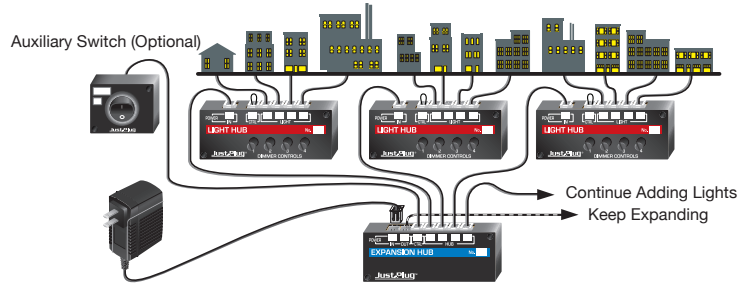
Get Started

Use Power Supply (or train power pack) to power Light Hubs



Expand

Use Expansion Hubs to power multiple Light Hubs



Lights & Hub Set JP5700

- All you need is power!
- Quickest, easiest way to add lights to any project
- Includes 2 Warm White LED Stick-On Lights and places to add 2 more
- Regulate light brightness with individual dimmer controls
- Add an optional Auxiliary Switch for convenient operation


Light Hub JP5701

- Add up to 4 Just Plug LED Lights of your choice to a project quickly and easily
- Regulate light brightness with individual dimmer controls
- Add an optional Auxiliary Switch for convenient operation

Auxiliary Switch JP5725

- Turn lights on or off with the flick of a switch
- Control the power to lights on a Light Hub, an Expansion Hub or on multiple Hubs
- Use multiple switches for various lighting configurations

1/pkg



Expansion Hub JP5702

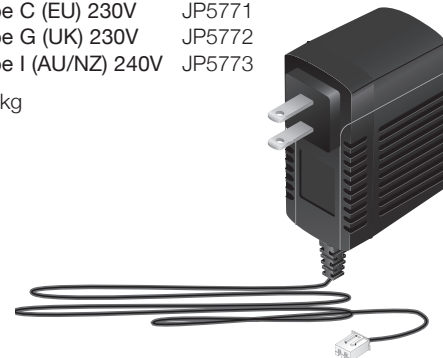
- Expand your Just Plug Lighting System quickly and easily
- Use the Expansion Hub to connect up to 4 Light Hubs
- Includes 4 Connecting Cables to connect to Light Hubs
- Add an optional Auxiliary Switch for convenient operation

Power Supply

- Connect to Light Hub or Expansion Hub
- Power a minimum of 32 Light Hub Ports

Type A (US) 120V JP5770
 Type C (EU) 230V JP5771
 Type G (UK) 230V JP5772
 Type I (AU/NZ) 240V JP5773


1/pkg



TRANSFORM YOUR LAYOUT



FROM THIS




TO THIS!

Connecting Cables JP5760

- Connect Expansion Hubs to Light Hubs
- Connect Expansion Hubs to Expansion Hubs
- Connect any Hub to train power pack or DCC system

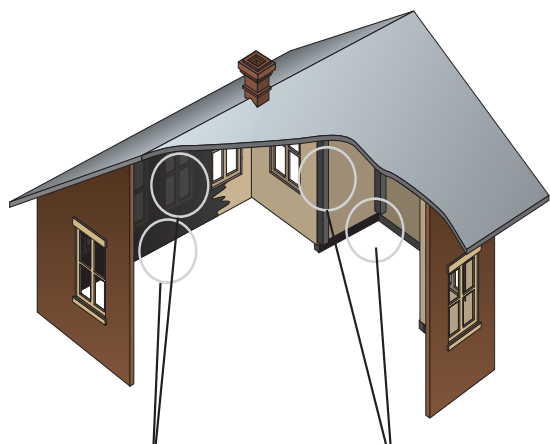
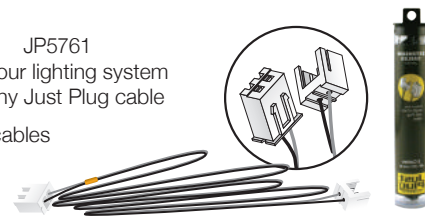
2/pkg 48" (121 cm) cables



Extension Cables JP5761

- Expand the reach of your lighting system
- Extend the length of any Just Plug cable

2/pkg 48" (121 cm) cables



Black out windows and prevent glowing walls

Prevent light leaks and seal seams

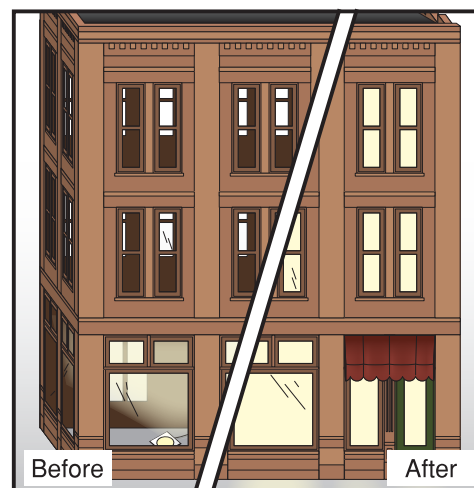


Light Block Kit JP5716

- Keep light inside a structure, where it belongs!
- Seal light leaks easily by pressing Ribbon Putty into interior corners and joints
- Affix Ribbon Putty along the bottom edges of structures to secure buildings to layout surface and block light from bleeding along foundations
- Paint walls with Masking Paint to keep light from glowing through walls. Black out individual windows to indicate unlit rooms

Masking Paint 2 fl oz (59.1 mL)

Ribbon Putty 2 rolls 1/4" x 48" (6.35 mm x 121 cm)



Before

After



Light Diffusion Window Film JP5715

- Eliminates the need for a building interior
- Blocks the outside view through the windows of an empty building
- Diffuses light evenly throughout structure when lights are on
- Use optional Window Tint together with Diffusing Film to make windows appear dark when lights are off

Diffusing Film 6" x 36" (15.2 cm x 91.4 cm)

Window Tint 6" x 36" (15.2 cm x 91.4 cm)


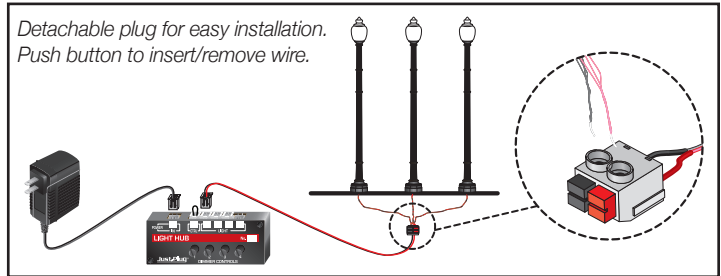
Micro Sticky Spots 256/pkg

Lighting System

Street Lights & Wall Mount Lights

Light up city streets, rural roads, sidewalks, parking lots and train yards, and add lights to any building, billboard, sign, entryway, home or office.

- Easy as drilling a hole and plugging into your Just Plug System
- Dimmable, Warm White LEDs
- Plugs into Light Hub



Wooden Pole

HO (3 lights/pkg) JP5630
N (3 lights/pkg) JP5638
O (2 lights/pkg) JP5646

36 in (91.4 cm) wire

HO and O scale Wooden Pole include optional extension pole. Increase pole height for use around factories, in railyards and other large open areas requiring light.



Arched Cast Iron

HO (3 lights/pkg) JP5631
N (3 lights/pkg) JP5639
O (2 lights/pkg) JP5647


36 in (91.4 cm) wire



Double Lamp Post

HO (3 lights/pkg) JP5632
N (3 lights/pkg) JP5640
O (2 lights/pkg) JP5648


36 in (91.4 cm) wire



Lamp Post

HO (3 lights/pkg) JP5633
N (3 lights/pkg) JP5641
O (2 lights/pkg) JP5649


36 in (91.4 cm) wire



Metal Lamp

OO/HO (3 lights/pkg)
JP5675

36 in (91.4 cm) wire



Concrete Lamp

OO/HO (3 lights/pkg)
JP5677

36 in (91.4 cm) wire



Twin Lamp

OO/HO (3 lights/pkg)
JP5676

36 in (91.4 cm) wire



Gooseneck

- HO (2 lights/pkg) JP5654
- N (2 lights/pkg) JP5658
- O (2 lights/pkg) JP5662

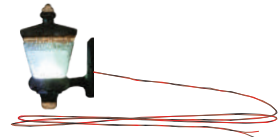
36 in (91.4 cm) wire



Entry

- HO (2 lights/pkg) JP5655
- N (2 lights/pkg) JP5659
- O (2 lights/pkg) JP5663

36 in (91.4 cm) wire



LED Lights

Simply plug into Light Hub. Available in two types and a variety of colors.




Stick-On

Adhesive-backed for easy installation

- JP5736 - Orange
- JP5737 - Green
- JP5738 - Blue
- JP5739 - Red
- JP5740 - Warm White
- JP5741 - Cool White
- JP5742 - Yellow

2 lights/pkg
24 in (60.9 cm) cables



Nano

Small in size, big in brightness

- JP5743 - Warm White
- JP5744 - Yellow
- JP5745 - Red
- JP5746 - Green
- JP5747 - Blue
- JP5748 - Cool White
- JP5749 - Orange
- JP5754 - Yellow Flashing
- JP5755 - Red Flashing

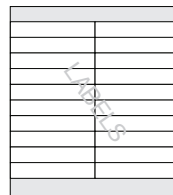

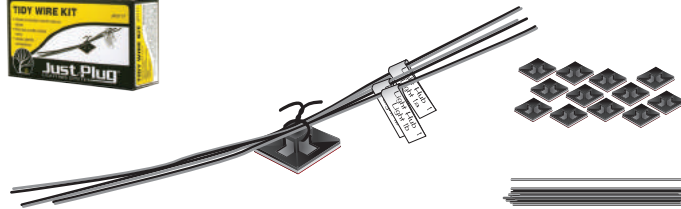
2 lights/pkg
24 in (60.9 cm) cables



Tidy Wire Kit JP5717

- Install quickly and easily to keep cables secure, tidy and easy to access for expansion
- Adhesive-backed mounts secure cables
- Wire ties bundle cables neatly
- Use labels to identify connections

Wire Tie Mounts 12/pkg
Wire Ties 24/pkg
Labels 20/pkg





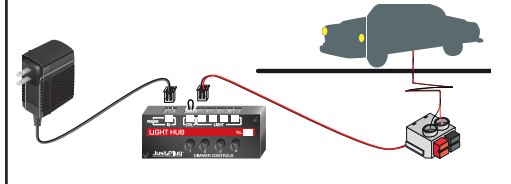


Vehicles

Whether modeling a backcountry drive or a busy downtown scene these Vehicles instantly add light and interest to any layout. Each Vehicle includes a driver and LED headlights and taillights.

- Easy as drilling a hole and plugging into your Just Plug System
- Dimmable, Warm White LEDs
- Plugs into Light Hub

Detachable plug for easy installation.
Push button to insert/remove wire.



		HO	N	O*
		JP5590	JP5610	JP5970

Green Pickup

		HO	N	O*
		JP5591	JP5611	JP5971

Midnight Ride

		HO	N	O*
		JP5592	JP5612	JP5972

City Classic

		HO	N	O*
		JP5593	JP5613	JP5973

Police Car

		HO	N	O*
		JP5594	JP5614	JP5974

Cool Convertible

		HO	N	O*
		JP5595	JP5615	JP5975

Heavy Hauler

		HO	N	O*
		JP5596	JP5616	JP5976

Comfy Cruise

		HO	N	O*
		JP5597	JP5617	JP5977

Work Truck

		HO	N	O*
		JP5598	JP5618	JP5978

Blue Coupe

		HO	N	O*
		JP5599	JP5619	JP5979

Station Wagon

		HO	N	O*
		JP5600	JP5620	JP5980

Fancy Fins

		HO	N	O*
		JP5601	JP5621	JP5981

Downtown Drive

DRINK COLA
It's Refreshing

COLA

GENERAL STORE

SALE
TOMATOES
BANANAS

Fresh Day

EVER
LOVE
THE
GRAN

When you buy Landmark Structures®, you buy our trademark commitment to design innovation and the highest standards in quality you have come to expect from Woodland Scenics. Landmark Structures offers a complete spectrum of architecturally accurate building options and includes N, HO and O scale structures.

ONLINE VIDEOS

Built and Ready

Place Built-&-Ready® Landmark Structures directly on your layout, straight from the hobby store shelf. They are highly detailed, architecturally accurate, expertly painted and realistically weathered. Depending on the building, extras may include lights, accessories, window treatments/clear window material, decals and/or printed interiors.



Built-&-Ready


Building Kits

Available in a wide variety of building styles and assembly types, Building Kits are easy to assemble and allow modelers the creative freedom to paint, weather and detail as they wish. Choose from basic kits that include walls and roofing material, kits with interlocking walls, kits with walls partially assembled and kits that include loads of scene-setting details, decals and accessories.



Modular Buildings

Modular building pieces offer modelers unlimited building options and make it easy to create buildings of any size, shape or height. Pieces available individually or in money-saving bulk packs.



Buildings

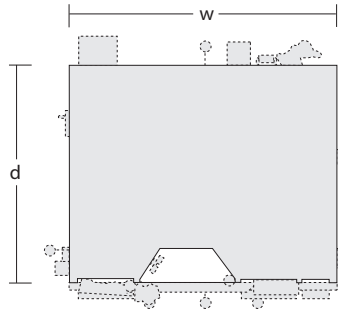
Built-&-Ready

Lubener's General Store

HO Scale BR5021
4 ⁷/₁₆" w x 3 ⁵/₈" d x 4 ¹/₈" h
(11.2 cm x 9.2 cm x 10.4 cm)

N Scale BR4925
2 ⁷/₁₆" w x 2" d x 2 ¹/₄" h
(6.19 cm x 5.08 cm x 5.71 cm)

O Scale BR5841
8 ³/₈" w x 6 ⁵/₈" d x 8 ³/₁₆" h
(21.2 cm x 16.8 cm x 20.7 cm)

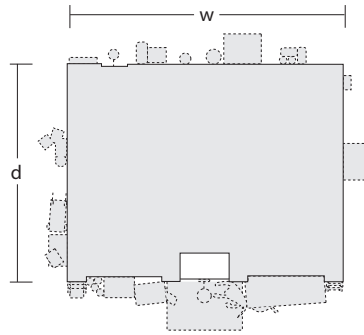


Harrison's Hardware

HO Scale BR5022
4 ¹⁹/₃₂" w x 3 ⁵/₈" d x 4 ¹/₂" h
(11.6 cm x 9.2 cm x 11.4 cm)

N Scale BR4921
2 ¹/₂" w x 2" d x 2 ¹/₂" h
(6.35 cm x 5.08 cm x 6.35 cm)

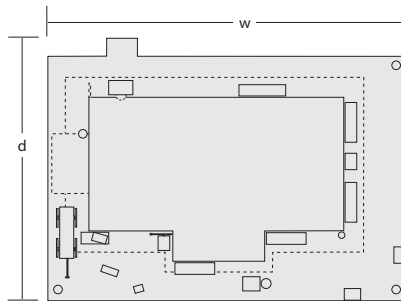
O Scale BR5842
8 ¹/₈" w x 6 ⁵/₈" d x 7 ¹/₂" h
(20.6 cm x 16.8 cm x 19 cm)



Dansbury Depot

HO Scale BR5023
7 ¹/₂" w x 5 ⁹/₁₆" d x 4" h
(19 cm x 14.1 cm x 10.1 cm)

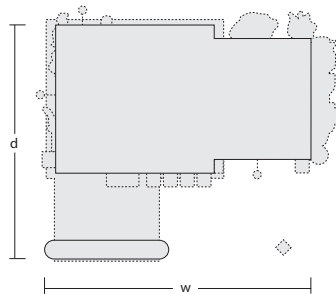
N Scale BR4928
4 ¹/₃₂" w x 2 ¹⁵/₁₆" d x 2 ¹/₂" h
(10.2 cm x 7.46 cm x 6.35 cm)



Fill'er Up & Fix'er

HO Scale BR5025
6 ⁵/₃₂" w x 5 ¹³/₃₂" d x 2 ⁵/₈" h
(15.6 cm x 13.7 cm x 6.66 cm)

N Scale BR4922
3 ³/₁₆" w x 2 ⁷/₈" d x 1 ⁹/₁₆" h
(8.09 cm x 7.3 cm x 3.96 cm)

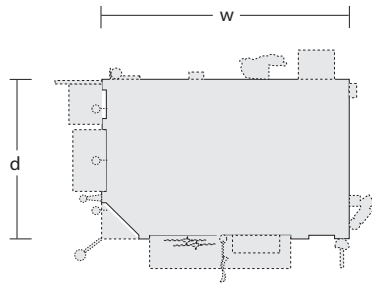


Corner Emporium

HO Scale BR5024
 $4 \frac{3}{16}''$ w x $2 \frac{3}{4}''$ d x $4 \frac{1}{8}''$ h
 (10.6 cm x 6.98 cm x 10.4 cm)

N Scale BR4923
 $2 \frac{5}{16}''$ w x $1 \frac{1}{2}''$ d x $2 \frac{9}{32}''$ h
 (5.87 cm x 3.81 cm x 5.79 cm)

O Scale BR5844
 $7 \frac{11}{16}''$ w x $5''$ d x $7 \frac{5}{8}''$ h
 (19.5 cm x 12.7 cm x 19.3 cm)



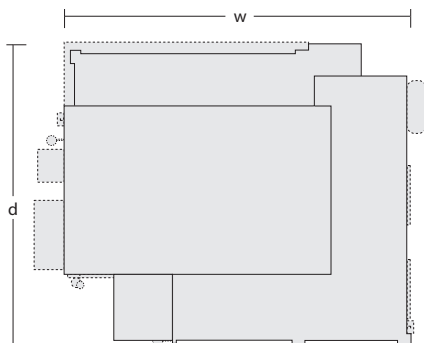
O Scale Version

Clyde & Dale's Barrel Factory (N, HO) / Morrison Door Factory (O)

HO Scale BR5026
 $6 \frac{5}{8}''$ w x $5 \frac{11}{16}''$ d x $4 \frac{1}{8}''$ h
 (16.8 cm x 14.4 cm x 10.4 cm)

N Scale BR4924
 $3 \frac{9}{16}''$ w x $3 \frac{1}{8}''$ d x $3 \frac{21}{64}''$ h
 (9.04 cm x 7.93 cm x 8.45 cm)

O Scale BR5848
 $11 \frac{7}{8}''$ w x $10 \frac{7}{16}''$ d x $10 \frac{1}{16}''$ h
 (30.1 cm x 26.5 cm x 25.5 cm)

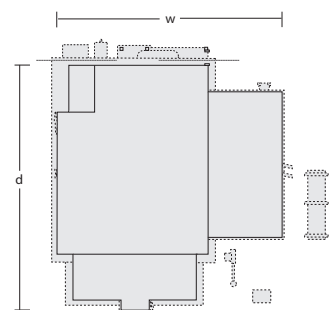


O Scale Version

Country Store Expansion

HO Scale BR5031
 $7 \frac{1}{8}''$ w x $6 \frac{13}{16}''$ d x $3 \frac{1}{8}''$ h
 (18 cm x 17.3 cm x 7.93 cm)

O Scale BR5845
 $10''$ w x $12''$ d x $6 \frac{1}{8}''$ h
 (25.4 cm x 30.4 cm x 15.5 cm)



O Scale Version

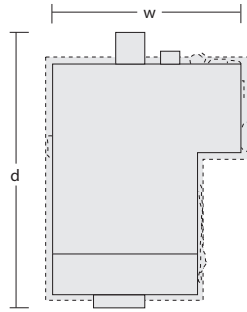
Buildings

Built-&-Ready

Granny's House

HO Scale BR5027
 $3 \frac{3}{4}''$ w x $5 \frac{7}{16}''$ d x $3''$ h
 (9.52 cm x 13.8 cm x 7.62 cm)

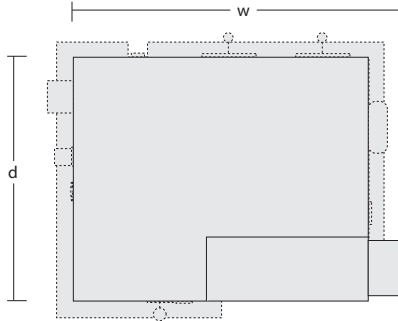
N Scale BR4926
 $2 \frac{1}{32}''$ w x $2 \frac{29}{32}''$ d x $1 \frac{7}{16}''$ h
 (5.15 cm x 7.38 cm x 3.65 cm)



Chip's Ice House

HO Scale BR5028
 $6 \frac{3}{8}''$ w x $4 \frac{11}{16}''$ d x $4 \frac{1}{2}''$ h
 (16.1 cm x 11.9 cm x 11.4 cm)

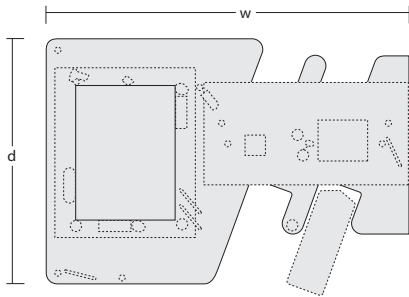
N Scale BR4927
 $3 \frac{7}{16}''$ w x $2 \frac{17}{32}''$ d x $2 \frac{3}{8}''$ h
 (8.73 cm x 6.42 cm x 6.03 cm)



Drive 'n Dine

HO Scale BR5029
 $7 \frac{3}{4}''$ w x $5 \frac{1}{4}''$ d x $3 \frac{15}{16}''$ h
 (19.6 cm x 13.3 cm x 10 cm)

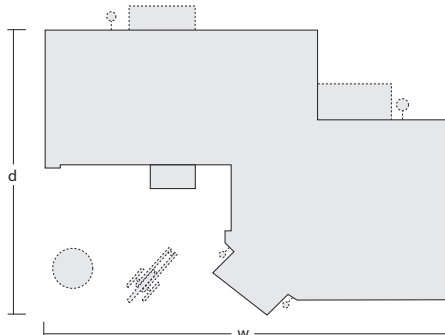
N Scale BR4929
 $4 \frac{1}{4}''$ w x $2 \frac{29}{32}''$ d x $2 \frac{3}{16}''$ h
 (10.7 cm x 7.38 cm x 5.55 cm)



Municipal Building

HO Scale BR5030
 $8 \frac{3}{8}''$ w x $5 \frac{15}{16}''$ d x $4 \frac{3}{8}''$ h
 (21.2 cm x 15 cm x 11.1 cm)

N Scale BR4930
 $4 \frac{1}{2}''$ w x $3 \frac{3}{16}''$ d x $1 \frac{27}{32}''$ h
 (11.4 cm x 8.09 cm x 4.68 cm)



J.W. Cobbler

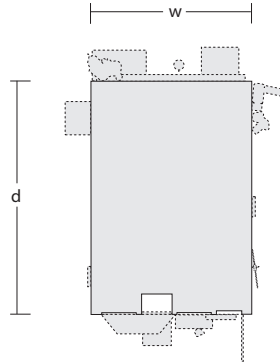
HO Scale BR5032

2 ³¹/₃₂" w x 4 ⁵/₁₆" d x 5 ⁵/₈" h
(7.54 cm x 10.9 cm x 14.2 cm)

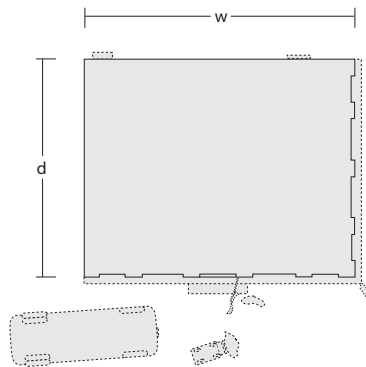
N Scale BR4931

1 ³/₁₆" w x 1 ³/₄" d x 3 ¹/₁₆" h
(3.01 cm x 4.44 cm x 7.77 cm)

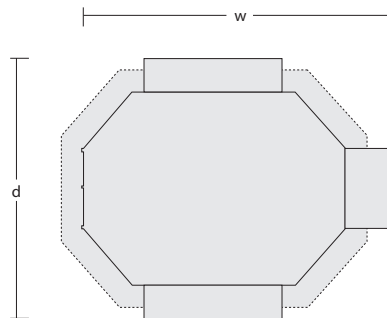
O Scale BR5843

5 ³/₈" w x 7 ⁷/₈" d x 10 ¹/₄" h
(13.6 cm x 20 cm x 26 cm)**Citizens Savings & Loan**

HO Scale BR5032

5 ¹/₂" w x 4 ¹/₈" d x 4 ³/₄" h
(13.9 cm x 10.4 cm x 12 cm)**Grand Gazebo**

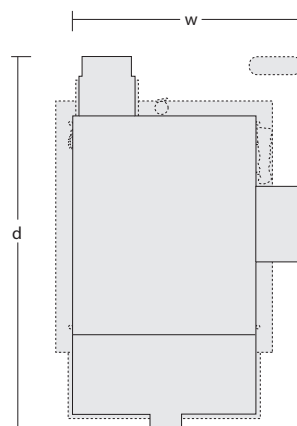
HO Scale BR5035

6 ⁵/₁₆" w x 5 ⁹/₃₂" d x 4 ¹/₄" h
(16 cm x 13.4 cm x 10.7 cm)**Home Sweet Home**

HO Scale BR5036

4 ¹/₄" w x 7 ¹/₈" d x 5 ¹/₂" h
(10.7 cm x 18 cm x 13.9 cm)

N Scale BR4939

2 ⁵/₁₆" w x 3 ¹⁵/₁₆" d x 2 ³/₄" h
(5.87 cm x 10 cm x 6.98 cm)

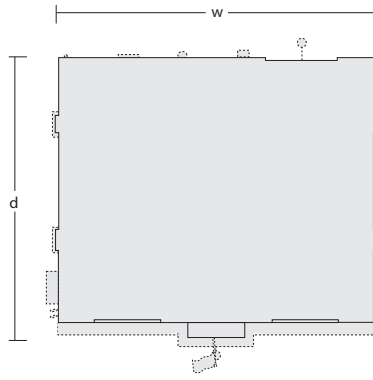
Buildings

Built-&-Ready

Firehouse

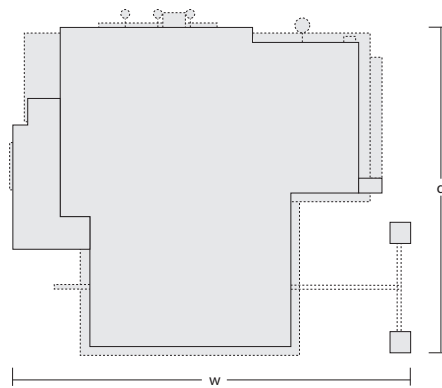
HO Scale BR5034
6 ²¹/₃₂" w x 5 ⁷/₈" d x 8 ³/₄" h
(16.9 cm x 14.9 cm x 22.2 cm)

N Scale BR4934
3 ¹⁹/₃₂" w x 3 ⁷/₃₂" d x 4 ¹³/₁₆" h
(9.12 cm x 8.17 cm x 12.2 cm)



Meg A. Watts Transformers

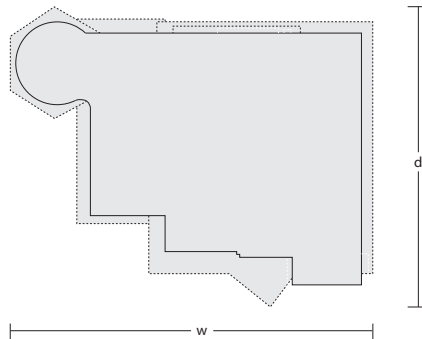
HO Scale BR5037
8 ⁷/₁₆" w x 6 ²⁷/₃₂" d x 8 ¹/₂" h
(21.4 cm x 17.3 cm x 21.5 cm)



Old Weathered Barn

HO Scale BR5038
7 ¹³/₁₆" w x 5 ¹¹/₁₆" d x 5 ¹/₄" h
(19.8 cm x 14.4 cm x 13.3 cm)

N Scale BR4932
3 ³/₁₆" w x 4 ¹/₄" d x 2 ¹¹/₁₆" h
(8.09 cm x 10.7 cm x 6.82 cm)

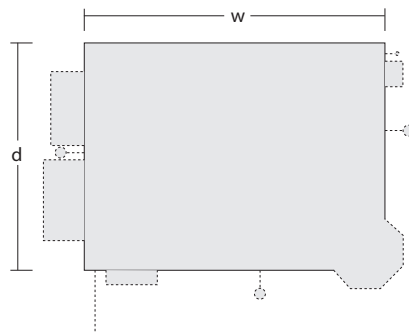


Davenport Department Store

HO Scale BR5039
5 ¹/₈" w x 3 ⁷/₈" d x 6 ¹⁵/₁₆" h
(13 cm x 9.84 cm x 17.6 cm)

N Scale BR4938
2 ³/₄" w x 2 ¹/₁₆" d x 3 ³/₄" h
(6.98 cm x 5.23 cm x 9.52 cm)

O Scale BR5847
9 ¹³/₁₆" w x 7 ¹/₂" d x 12 ⁷/₁₆" h
(24.9 cm x 19 cm x 31.5 cm)



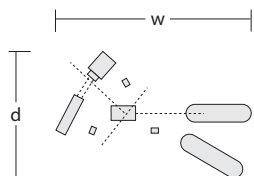
Old Windmill

HO Scale BR5042

$3\frac{3}{8}''$ w x $2\frac{3}{16}''$ d x $5\frac{1}{8}''$ h
(8.57 cm x 5.55 cm x 13 cm)

N Scale BR4936

$2\frac{3}{16}''$ w x $1\frac{5}{16}''$ d x $2\frac{3}{4}''$ h
(5.55 cm x 3.33 cm x 6.98 cm)



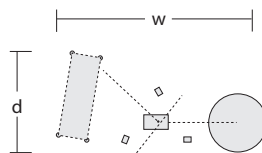
Windmill

HO Scale BR5043

$3\frac{5}{8}''$ w x $1\frac{3}{4}''$ d x $5\frac{1}{8}''$ h
(9.2 cm x 4.44 cm x 13 cm)

N Scale BR4937

$2\frac{1}{2}''$ w x $1''$ d x $2\frac{3}{4}''$ h
(6.35 cm x 2.54 cm x 6.98 cm)



Old Homestead

HO Scale BR5040

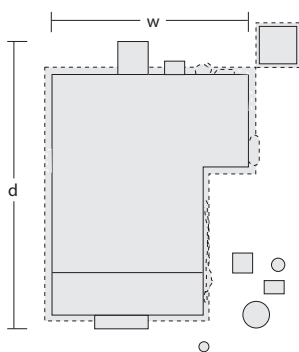
$3\frac{3}{4}''$ w x $5\frac{7}{16}''$ d x $3''$ h
(9.52 cm x 13.8 cm x 7.62 cm)

N Scale BR4933

$2\frac{1}{32}''$ w x $2\frac{29}{32}''$ d x $1\frac{7}{16}''$ h
(5.15 cm x 7.38 cm x 3.65 cm)

O Scale BR5860

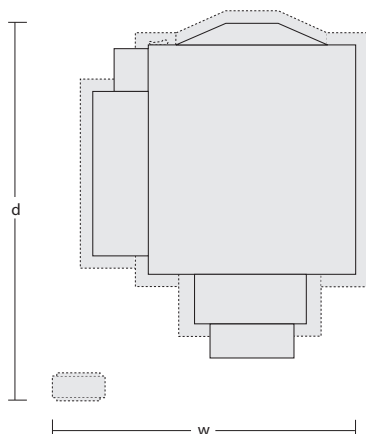
$6\frac{3}{4}''$ w x $9\frac{13}{16}''$ d x $5\frac{1}{8}''$ h
(17.1 cm x 24.9 cm x 13 cm)



Community Church

HO Scale BR5041

$5\frac{1}{4}''$ w x $6\frac{13}{16}''$ d x $7\frac{3}{8}''$ h
(13.3 cm x 17.3 cm x 18.7 cm)

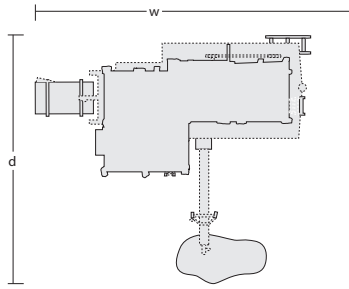


Buildings

Built-&-Ready

Buzz's Sawmill

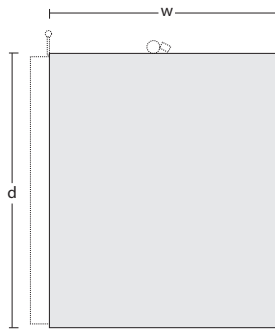
HO Scale BR5044
7 1/2" w x 5 7/8" d x 2 1/8" h
(19 cm x 14.9 cm x 5.39 cm)



Deuce's Bike Shop

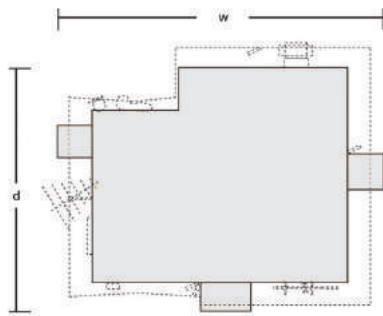
HO Scale BR5045
5" w x 6" d x 3 1/2" h
(12.7 cm x 15.2 cm x 8.89 cm)

O Scale BR5846
9" w x 10 7/8" d x 6 1/4" h
(22.8 cm x 27.6 cm x 15.8 cm)



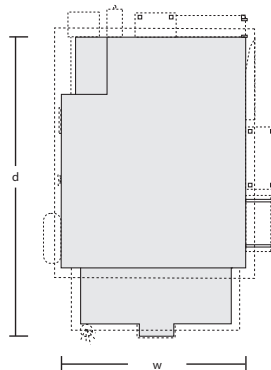
Corner Porch House

HO Scale BR5046
5 5/8" w x 4 5/8" d x 5" h
(14.2 cm x 11.7 cm x 12.7 cm)



Mo Skeeters Bait & Tackle

HO Scale BR5047
3 1/16" w x 5 1/2" d x 6 1/8" h
(9.36 cm x 13.9 cm x 15.5 cm)



Ethyl's Gas & Service

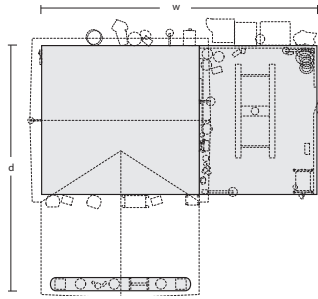
HO Scale BR5048

6 ³/₈" w x 5 ¹/₁₆" d x 3 ⁷/₁₆" h
(16.1 cm x 14.4 cm x 8.73 cm)

N Scale BR4935

3 ¹/₂" w x 3 ¹/₈" d x 1 ⁷/₈" h
(8.89 cm x 7.93 cm x 4.76 cm)

O Scale BR5849

11 ⁹/₁₆" w x 10 ¹/₄" d x 6 ¹/₈" h
(29.3 cm x 26 cm x 15.5 cm)**Sully's Tavern**


HO Scale BR5049

2 ³/₄" w x 4 ¹/₁₆" d x 4 ¹/₂" h
(6.98 cm x 10.3 cm x 11.4 cm)

N Scale BR4940

1 ¹/₂" w x 2 ¹/₄" d x 2 ¹/₂" h
(3.81 cm x 5.71 cm x 6.35 cm)

O Scale BR5850

4 ¹⁵/₁₆" w x 7 ³/₈" d x 8" h
(12.5 cm x 18.7 cm x 20.3 cm)**J. Frank's Grocery**

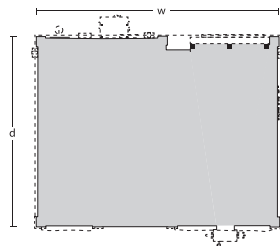
HO Scale BR5050

5 ¹/₄" w x 4 ¹/₈" d x 3 ¹/₄" h
(13.3 cm x 10.4 cm x 8.25 cm)


N Scale BR4941

3 ¹/₄" w x 2 ⁹/₁₆" d x 1 ³/₄" h
(8.25 cm x 6.5 cm x 4.44 cm)

O Scale BR5851

9 ¹/₂" w x 7 ¹/₂" d x 5 ⁷/₈" h
(24.1 cm x 19 cm x 14.9 cm)**Betty's Burning Building**

HO Scale BR5051

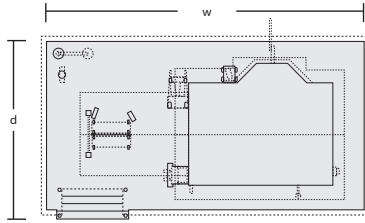
2 ³¹/₃₂" w x 4 ⁵/₁₆" d x 5 ⁵/₈" h
(7.54 cm x 10.9 cm x 14.2 cm)

Buildings

Built-&-Ready

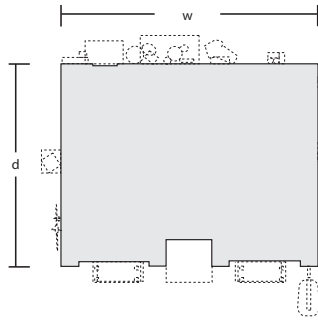
The Depot

- HO Scale BR5052**
6 ⁹/₁₆" w x 4" d x 3 ¹/₂" h
(16.6 cm x 10.1 cm x 8.89 cm)
- N Scale BR4942**
3 ⁹/₁₆" w x 2" d x 1 ¹⁵/₁₆" h
(9.04 cm x 5.08 cm x 4.92 cm)
- O Scale BR5852**
11 ¹³/₁₆" w x 7 ¹/₄" d x 6 ⁹/₁₆" h
(30 cm x 18.4 cm x 15.7 cm)



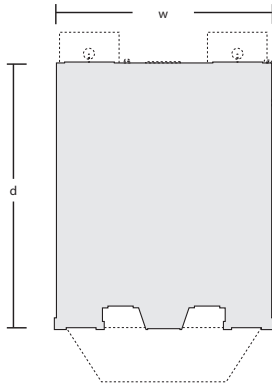
Dugan's Paint Store

- HO Scale BR5053**
4 ¹⁹/₃₂" w x 3 ⁵/₈" d x 4 ¹/₂" h
(11.6 cm x 9.2 cm x 11.4 cm)
- N Scale BR4943**
2 ¹/₂" w x 2" d x 2 ¹/₂" h
(6.35 cm x 5.08 cm x 6.35 cm)
- O Scale BR5853**
8 ¹/₈" w x 6 ¹¹/₁₆" d x 8 ¹/₈" h
(20.6 cm x 16.9 cm x 20.6 cm)



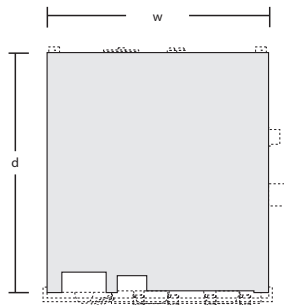
Theater

- HO Scale BR5054**
4 ⁵/₃₂" w x 5 ¹/₈" d x 5 ¹/₈" h
(10.5 cm x 13 cm x 13 cm)
- N Scale BR4944**
2 ¹/₄" w x 2 ³/₄" d x 2 ¹³/₁₆" h
(5.71 cm x 6.98 cm x 7.14 cm)
- O Scale BR5854**
7 ¹⁷/₃₂" w x 9 ¹/₄" d x 9 ¹¹/₆₄" h
(19.1 cm x 23.4 cm x 23.2 cm)



Emilio's Italian Restaurant

- HO Scale BR5055**
4 ¹/₈" w x 4 ¹⁵/₃₂" d x 4 ⁷/₃₂" h
(10.4 cm x 11.3 cm x 10.7 cm)
- N Scale BR4945**
2 ¹/₄" w x 2 ⁷/₁₆" d x 2 ¹¹/₃₂" h
(5.71 cm x 6.19 cm x 5.95 cm)
- O Scale BR5855**
7 ¹/₂" w x 8 ¹/₈" d x 7 ³/₄" h
(19 cm x 20.6 cm x 19.6 cm)



Tin Shack

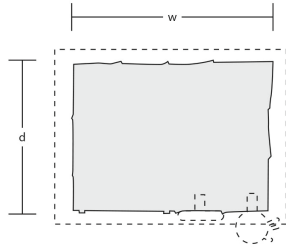
HO Scale BR5056

 $1 \frac{11}{16}''$ w x $1 \frac{1}{2}''$ d x $1 \frac{1}{8}''$ h
 (4.28 cm x 3.81 cm x 2.85 cm)

N Scale BR4946

 $\frac{15}{16}''$ w x $\frac{3}{4}''$ d x $\frac{5}{8}''$ h
 (2.38 cm x 1.9 cm x 1.58 cm)

O Scale BR5856

 $3 \frac{3}{16}''$ w x $2 \frac{5}{8}''$ d x $2 \frac{1}{8}''$ h
 (8.09 cm x 6.66 cm x 5.39 cm)


Wood Shed

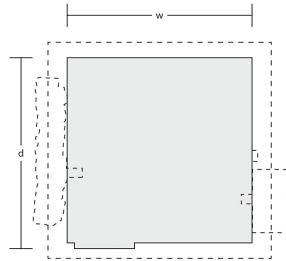
HO Scale BR5057

 $2 \frac{11}{32}''$ w x $1 \frac{15}{16}''$ d x $1 \frac{15}{16}''$ h
 (5.95 cm x 4.92 cm x 4.92 cm)

N Scale BR4947

 $1 \frac{1}{4}''$ w x $1 \frac{1}{16}''$ d x $1''$ h
 (3.17 cm x 2.69 cm x 2.54 cm)

O Scale BR5857

 $4 \frac{1}{8}''$ w x $3 \frac{5}{8}''$ d x $3 \frac{3}{8}''$ h
 (10.4 cm x 9.2 cm x 8.57 cm)


Wood Shack

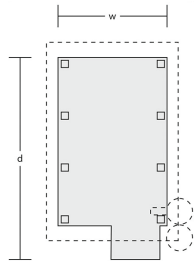
HO Scale BR5058

 $1 \frac{15}{32}''$ w x $1''$ d x $1 \frac{3}{8}''$ h
 (3.73 cm x 2.54 cm x 3.49 cm)

N Scale BR4948

 $\frac{23}{32}''$ w x $1 \frac{1}{8}''$ d x $\frac{11}{16}''$ h
 (1.82 cm x 2.85 cm x 1.74 cm)

O Scale BR5858

 $2 \frac{9}{16}''$ w x $3 \frac{25}{32}''$ d x $2 \frac{1}{2}''$ h
 (6.5 cm x 9.6 cm x 6.35 cm)


H&H Feed Mill

HO Scale BR5059

 $7 \frac{5}{32}''$ w x $6 \frac{3}{8}''$ d x $6 \frac{1}{8}''$ h
 (18.1 cm x 16.1 cm x 15.5 cm)

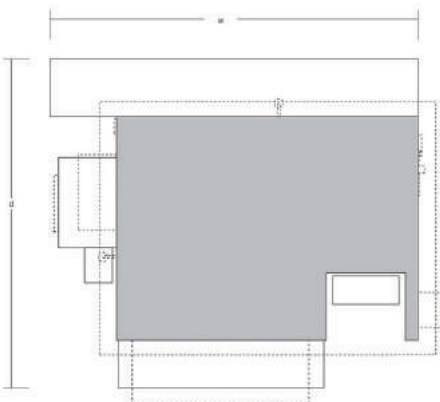
N Scale BR4949

 $4 \frac{1}{4}''$ w x $3 \frac{11}{16}''$ d x $3 \frac{3}{8}''$ h
 (10.7 cm x 9.36 cm x 8.57 cm)

O Scale BR5859

 $14 \frac{3}{16}''$ w x $12 \frac{1}{8}''$ d x $10 \frac{7}{8}''$ h
 (36 cm x 30.7 cm x 27.6 cm)


O Scale Version



Buildings

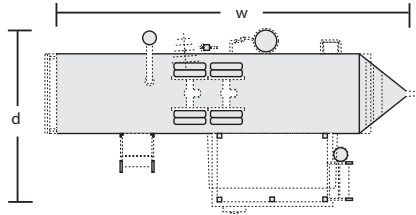
Built-&-Ready

Grillin' & Chillin' Trailer

HO Scale BR5060
 $5 \frac{3}{8}''$ w x $2 \frac{5}{8}''$ d x $2 \frac{1}{8}''$ h
 (13.6 cm x 6.66 cm x 5.39 cm)

N Scale BR4950
 $3 \frac{3}{32}''$ w x $1 \frac{17}{32}''$ d x $1 \frac{7}{64}''$ h
 (7.85 cm x 3.88 cm x 2.81 cm)

O Scale BR5861
 $9 \frac{11}{16}''$ w x $4 \frac{11}{16}''$ d x $3 \frac{5}{8}''$ h
 (24.6 cm x 11.9 cm x 9.2 cm)

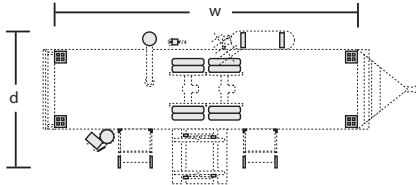


Double Decker Trailer

HO Scale BR5061
 $5 \frac{3}{4}''$ w x $2 \frac{3}{8}''$ d x $2 \frac{23}{64}''$ h
 (14.6 cm x 6.03 cm x 5.99 cm)

N Scale BR4951
 $3 \frac{1}{8}''$ w x $1 \frac{15}{16}''$ d x $1 \frac{19}{64}''$ h
 (7.93 cm x 4.92 cm x 3.29 cm)

O Scale BR5862
 $10 \frac{13}{32}''$ w x $4 \frac{5}{16}''$ d x $4''$ h
 (26.4 cm x 10.9 cm x 10.1 cm)

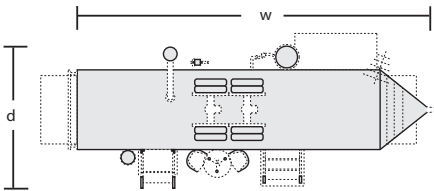


Sunny Days Trailer

HO Scale BR5062
 $6 \frac{1}{8}''$ w x $2 \frac{5}{16}''$ d x $2 \frac{1}{8}''$ h
 (15.5 cm x 5.87 cm x 5.39 cm)

N Scale BR4952
 $3 \frac{11}{32}''$ w x $1 \frac{9}{32}''$ d x $1 \frac{7}{64}''$ h
 (8.49 cm x 3.25 cm x 2.81 cm)

O Scale BR5863
 $11 \frac{1}{8}''$ w x $4 \frac{3}{16}''$ d x $3 \frac{5}{8}''$ h
 (28.2 cm x 10.6 cm x 9.2 cm)

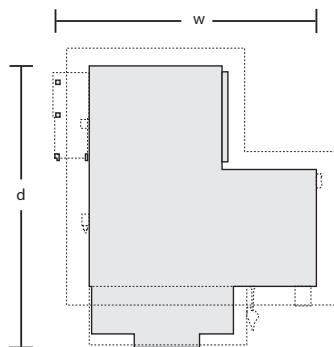


Post Office

HO Scale BR5063
 $4 \frac{1}{8}''$ w x $4 \frac{3}{32}''$ d x $2 \frac{3}{4}''$ h
 (10.4 cm x 10.3 cm x 6.98 cm)

N Scale BR4953
 $2 \frac{1}{4}''$ w x $2 \frac{11}{32}''$ d x $1 \frac{1}{2}''$ h
 (5.63 cm x 5.95 cm x 3.81 cm)

O Scale BR5864
 $7 \frac{1}{2}''$ w x $7 \frac{13}{16}''$ d x $5''$ h
 (19 cm x 19.8 cm x 12.7 cm)

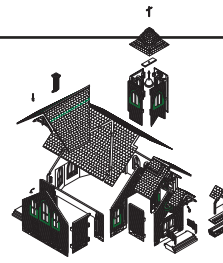




Buildings

Building Kits

Assemble in Minutes...Ready to Paint and Display. Beginner and seasoned modelers can assemble these buildings easily and get craftsmanship results. Landmark Structures Building Kits are designed with historic authenticity and built-in character. Includes loads of details, signs, decals and/or window treatments!



Building Kits

Fresh Market (N, HO) / Lubener's General Store (O)

HO Scale PF5180

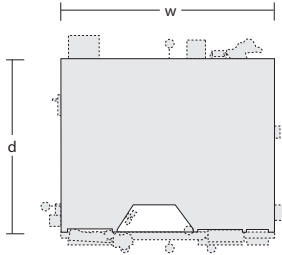
4 7/16" w x 3 5/8" d x 4 1/8" h
(11.2 cm x 9.2 cm x 10.4 cm)

N Scale PF5200

2 7/16" w x 2" d x 2 1/4" h
(6.19 cm x 5.08 cm x 5.71 cm)

O Scale PF5890

8 3/8" w x 6 5/8" d x 8 1/16" h
(21.2 cm x 16.8 cm x 20.7 cm)



O Scale Version

Planters Feed and Seed Supply (N, HO) / Harrison's Hardware (O)

HO Scale PF5181

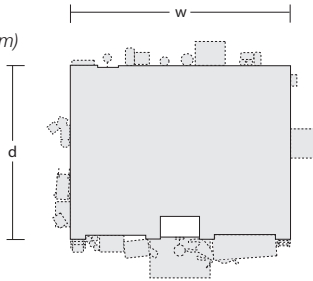
4 19/32" w x 3 5/8" d x 4 1/2" h
(11.6 cm x 9.2 cm x 11.4 cm)

N Scale PF5201

2 1/2" w x 2" d x 2 1/2" h
(6.35 cm x 5.08 cm x 6.35 cm)

O Scale PF5891

8 1/8" w x 6 5/8" d x 7 1/2" h
(20.6 cm x 16.8 cm x 19 cm)



O Scale Version

Main Street Mercantile (N, HO) / Corner Emporium (O)

HO Scale PF5182

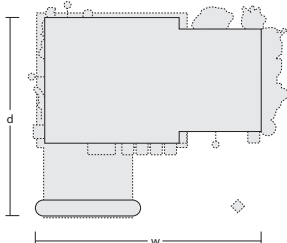
4 3/16" w x 2 3/4" d x 4 1/8" h
(10.6 cm x 6.98 cm x 10.4 cm)

N Scale PF5202

2 5/16" w x 1 1/2" d x 2 9/32" h
(5.87 cm x 3.81 cm x 5.79 cm)

O Scale PF5893

7 11/16" w x 5" d x 7 5/8" h
(19.5 cm x 12.7 cm x 19.3 cm)



O Scale Version

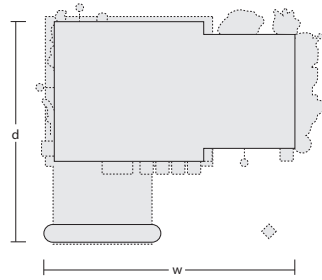
Sonny's Super Service

HO Scale PF5183

$6 \frac{5}{32}''$ w x $5 \frac{19}{32}''$ d x $2 \frac{5}{8}''$ h
(15.6 cm x 13.7 cm x 6.66 cm)

N Scale PF5203

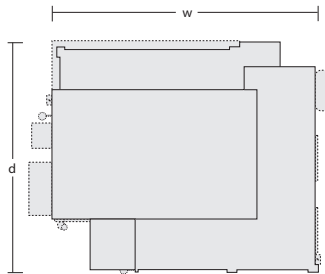
$3 \frac{3}{16}''$ w x $2 \frac{7}{8}''$ d x $1 \frac{9}{16}''$ h
(8.09 cm x 7.3 cm x 3.96 cm)



Sicken Tire Company

N Scale PF5204

$3 \frac{9}{16}''$ w x $3 \frac{1}{8}''$ d x $3 \frac{21}{64}''$ h
(9.04 cm x 7.93 cm x 8.45 cm)



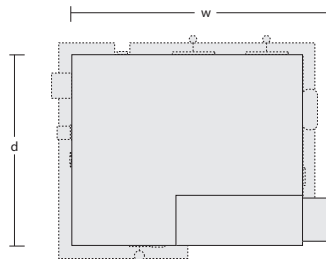
O'Leary Dairy Distribution

HO Scale PF5185

$6 \frac{3}{8}''$ w x $4 \frac{11}{16}''$ d x $4 \frac{1}{2}''$ h
(16.1 cm x 11.9 cm x 11.4 cm)

N Scale PF5205

$3 \frac{7}{16}''$ w x $2 \frac{17}{32}''$ d x $2 \frac{3}{8}''$ h
(8.73 cm x 6.42 cm x 6.03 cm)



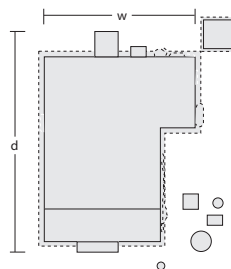
Country Cottage

HO Scale PF5186

$3 \frac{3}{4}''$ w x $5 \frac{7}{16}''$ d x $3''$ h
(9.52 cm x 13.8 cm x 7.62 cm)

N Scale PF5206

$2 \frac{1}{32}''$ w x $2 \frac{29}{32}''$ d x $1 \frac{7}{16}''$ h
(5.15 cm x 7.38 cm x 3.65 cm)



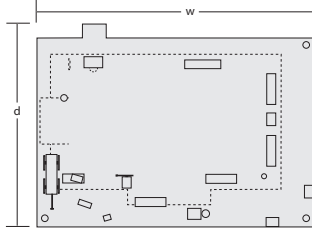
Buildings

Building Kits

Woodland Station

HO Scale PF5187
7 1/2" w x 5 9/16" d x 4" h
(19 cm x 14.1 cm x 10.1 cm)

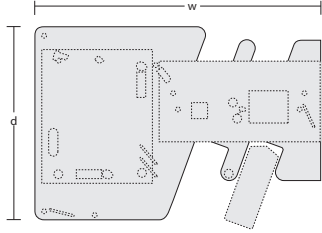
N Scale PF5207
4 1/32" w x 2 15/16" d x 2 1/2" h
(10.2 cm x 7.46 cm x 6.35 cm)



D's Diner

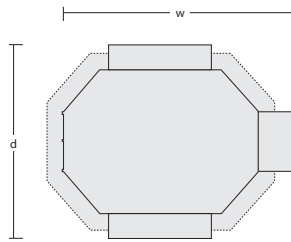
HO Scale PF5188
7 3/4" w x 5 1/4" d x 3 15/16" h
(19.6 cm x 13.3 cm x 10 cm)

N Scale PF5208
4 1/4" w x 2 29/32" d x 2 3/16" h
(10.7 cm x 7.38 cm x 5.55 cm)



Public Pavilion

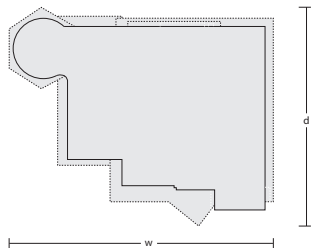
HO Scale PF5189
6 5/16" w x 5 9/32" d x 4 1/4" h
(16 cm x 13.4 cm x 10.7 cm)



Rustic Barn

HO Scale PF5190
7 13/16" w x 5 11/16" d x 5 1/4" h
(19.8 cm x 14.4 cm x 13.3 cm)

N Scale PF5211
3 3/16" w x 4 1/4" d x 2 11/16" h
(8.09 cm x 10.7 cm x 6.82 cm)



Windmills

HO Scale PF5192

$3 \frac{3}{8}$ " w x $2 \frac{3}{16}$ " d x $5 \frac{1}{8}$ " h - Old
(8.57 cm x 5.55 cm x 13 cm)

$3 \frac{5}{8}$ " w x $1 \frac{3}{4}$ " d x $5 \frac{1}{8}$ " h - New
(9.2 cm x 4.44 cm x 13 cm)

N Scale PF5213

$2 \frac{3}{16}$ " w x $1 \frac{5}{16}$ " d x $2 \frac{3}{4}$ " h - Old
(5.55 cm x 3.33 cm x 6.98 cm)

$2 \frac{1}{2}$ " w x $1"$ d x $2 \frac{3}{4}$ " h - New
(6.35 cm x 2.54 cm x 6.98 cm)



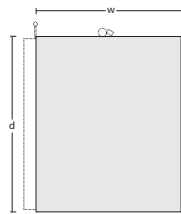
Deuce's Bike Shop

HO Scale PF5193

5" w x 6" d x $3 \frac{1}{2}$ " h
(12.7 cm x 15.2 cm x 8.89 cm)

O Scale PF5895

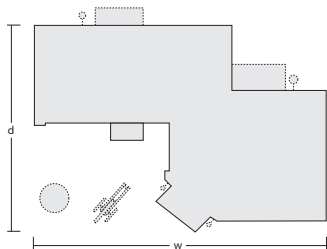
9" w x $10 \frac{7}{8}$ " d x $6 \frac{1}{4}$ " h
(22.8 cm x 27.6 cm x 15.8 cm)



County Courthouse

N Scale PF5209

$4 \frac{1}{2}$ " w x $3 \frac{3}{16}$ " d x $1 \frac{27}{32}$ " h
(11.4 cm x 8.09 cm x 4.68 cm)



Buildings

Building Kits

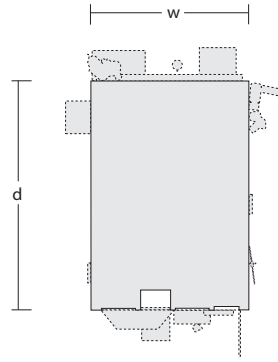
J.W. Cobbler

N Scale PF5210

$1 \frac{3}{16}''$ w x $1 \frac{3}{4}''$ d x $3 \frac{1}{16}''$ h
(3.01 cm x 44.4 cm x 7.77 cm)

O Scale PF5892

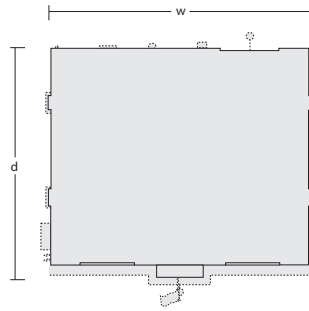
$5 \frac{3}{8}''$ w x $7 \frac{7}{8}''$ d x $10 \frac{1}{4}''$ h
(13.6 cm x 20 cm x 26 cm)



Fire Station N°3

N Scale PF5212

$3 \frac{19}{32}''$ w x $3 \frac{7}{32}''$ d x $4 \frac{13}{16}''$ h
(9.12 cm x 8.17 cm x 12.2 cm)

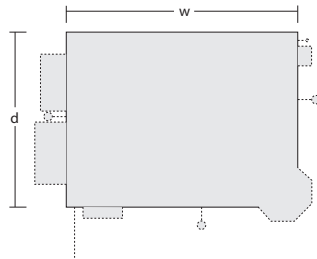


See HO scale Fire Station N°3 on page 111

Davenport Department Store

N Scale PF5214

$2 \frac{3}{4}''$ w x $2 \frac{1}{16}''$ d x $3 \frac{3}{4}''$ h
(6.98 cm x 5.23 cm x 9.52 cm)

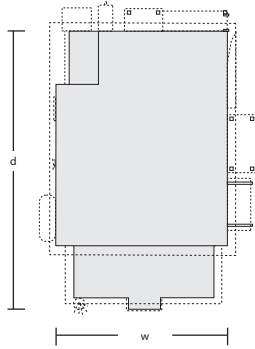


See HO scale Corner Department Store on page 112

Mo Skeeter's Bait & Tackle

HO Scale PF5194

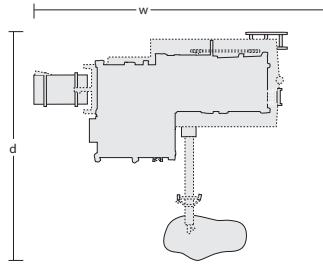
3 11/16" w x 5 1/2" d x 6 1/8" h
(9.36 cm x 13.9 cm x 15.5 cm)



Buzz's Sawmill

HO Scale PF5195

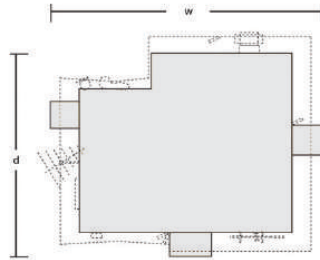
7 1/2" w x 5 7/8" d x 2 1/8" h
(19 cm x 14.9 cm x 5.39 cm)



Corner Porch House

HO Scale PF5196

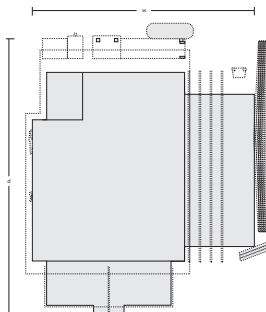
5 5/8" w x 4 5/8" d x 5" h
(14.2 cm x 11.7 cm x 12.7 cm)



Country Store Expansion

O Scale PF5894

10" w x 12" d x 6 1/8" h
(25.4 cm x 30.4 cm x 15.5 cm)



Buildings

DPM

ONLINE
VIDEOS

Design Preservation Models (DPM) is a line of N, HO and O scale building kits and modular pieces for modelers who want to assemble realistic structures. These high quality, architecturally accurate models have been specifically researched and developed for the model railroading industry and represent the 19th and 20th century. DPM kits and modular pieces are easy to assemble and allow modelers total creative freedom to paint, weather and detail as they wish. Several types of DPM structures are available.

Gold Kits Themed building packages that include complete buildings, decals, signs and an abundance of details.

Building Kits Includes the walls, roof and window materials needed to build a complete structure. Select Building Kits feature the new positive-interlocking, prefinished edges along with details, decals and/or window treatments.

Modular System Unlimited building options with interchangeable wall sections that make it easy to design and build a structure of any size, shape and height.

Designer Bulk Packs Each features a unique architectural style with plans included for three specific buildings.

It's all about the details! DPM Gold Kit buildings create complete layout scenes. Each kit contains fully illustrated instructions, easy to assemble buildings made of injection molded styrene plastic, an abundance of details made of lead-free metal castings, Dry Transfer Decals, signs and/or window treatments. Look for the full-color packaging with the gold seal.

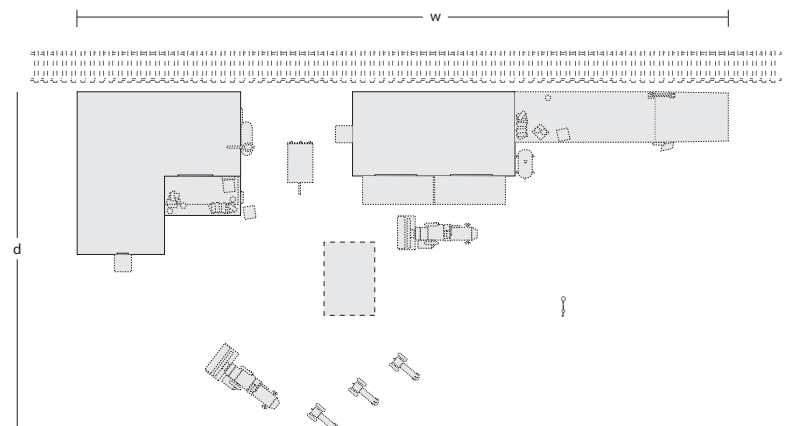


DPM Gold Kits
N Scale



Olsen Feeds & Larsen's Implement

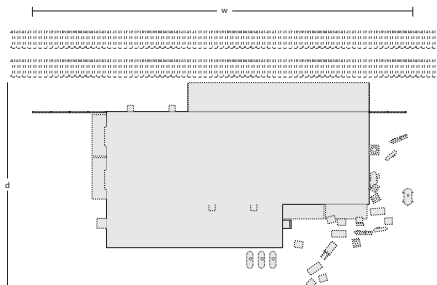
N Scale #66100
14 1/2" w x 7 9/16" d x 1 7/8" h
(36.8 cm x 19.2 cm x 4.76 cm)





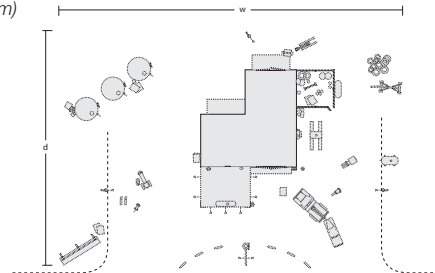
Woods Furniture Co.

N Scale #66000
 14 3/16" w x 8" d x 5 7/8" h
 (36 cm x 20.3 cm x 14.9 cm)



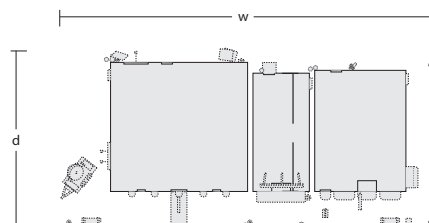
Jerry Riggs Quick Service

N Scale #66200
 13" w x 8 7/8" d x 2 1/4" h
 (33 cm x 22.5 cm x 5.71 cm)



Night Life

N Scale #66300
 8 1/16" w x 4 1/16" d x 2 7/8" h
 (22 cm x 10.3 cm x 7.3 cm)



DPM Gold Kits
N Scale

Buildings

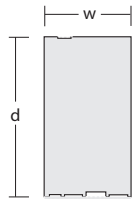
DPM Building Kits - N

These kits offer a wide selection of easy-to-assemble buildings, finely detailed with authentic architectural components. Choose from a variety of building types, such as downtown storefronts, manufacturing plants, hotels, department stores and others. Kits include roof material, clear window material and illustrated instructions with painting and weathering tips. Walls are made of injection molded styrene plastic. Assemble with model glue or solvent-based plastic cement.

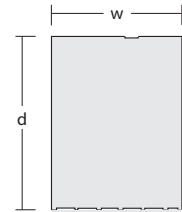
Decals not included. See pages 130-133 for decal options.



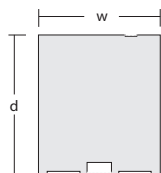
Bruce's Bakery
 N Scale #50100
 1 5/8" w x 3" d x 3" h
 (4.12 cm x 7.62 cm x 7.62 cm)



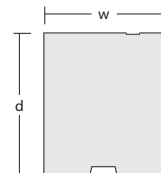
Hayes Hardware
 N Scale #50200
 2 7/16" w x 3 1/4" d x 2 1/4" h
 (6.19 cm x 8.25 cm x 5.71 cm)



Otto's Parts
 N Scale #50300
 2 5/8" w x 3" d x 2 1/2" h
 (6.66 cm x 7.62 cm x 6.35 cm)



Char's Soda Shoppe
 N Scale #50400
 2 9/16" w x 3 1/8" d x 2 1/2" h
 (6.5 cm x 7.93 cm x 6.35 cm)

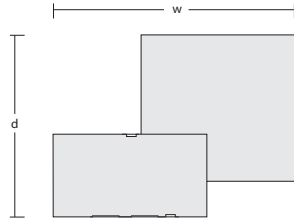


DPM Building Kits
N Scale



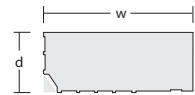
Goodnight Mattress Co.

N Scale #50500
 $6 \frac{3}{16}''$ w x $4 \frac{21}{32}''$ d x $3 \frac{3}{4}''$ h
 (15.7 cm x 11.8 cm x 9.52 cm)



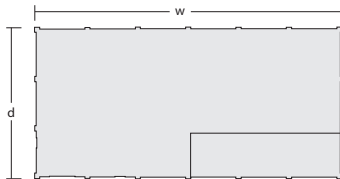
Corner Apothecary

N Scale #50700
 $3 \frac{3}{8}''$ w x $1 \frac{3}{8}''$ d x $3''$ h
 (8.57 cm x 3.49 cm x 7.62 cm)



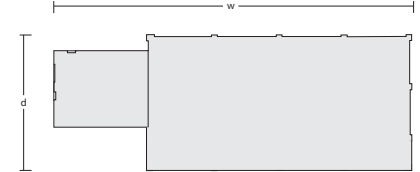
Gripp's Luggage Mfg.

N Scale #50600
 $7 \frac{5}{8}''$ w x $3 \frac{3}{4}''$ d x $2 \frac{1}{2}''$ h
 (19.3 cm x 9.52 cm x 6.35 cm)



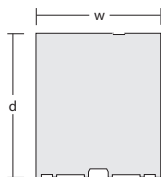
Trackside Transfer

N Scale #51000
 $11 \frac{7}{16}''$ w x $4 \frac{5}{16}''$ d x $2 \frac{1}{4}''$ h
 (29 cm x 10.9 cm x 5.71 cm)



Crestone Credit Union

N Scale #50800
 $2 \frac{13}{16}''$ w x $3 \frac{1}{4}''$ d x $2 \frac{1}{2}''$ h
 (7.14 cm x 8.25 cm x 6.35 cm)



Hilltowne Hotel

N Scale #50900
 $5 \frac{1}{16}''$ w x $2 \frac{1}{8}''$ d x $4 \frac{5}{8}''$ h
 (12.8 cm x 5.39 cm x 11.7 cm)



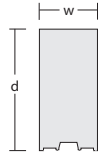
Buildings

DPM Building Kits - N



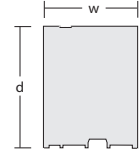
Cricket's Saloon

N Scale #51100
 $1 \frac{5}{16}'' w \times 2 \frac{3}{4}'' d \times 2 \frac{1}{4}'' h$
 (3.33 cm x 6.98 cm x 5.71 cm)



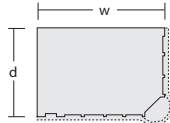
Roadkill Cafe

N Scale #51200
 $2 \frac{1}{8}'' w \times 2 \frac{3}{4}'' d \times 2 \frac{5}{8}'' h$
 (5.39 cm x 6.98 cm x 6.66 cm)



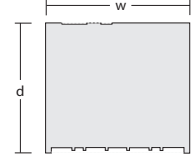
Corner Turret Building

N Scale #51300
 $2 \frac{7}{8}'' w \times 2'' d \times 3'' h$
 (7.3 cm x 5.08 cm x 7.62 cm)



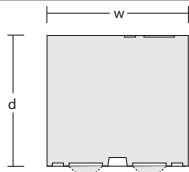
Erik's Emporium

N Scale #51400
 $3 \frac{1}{4}'' w \times 2 \frac{15}{16}'' d \times 2 \frac{5}{8}'' h$
 (8.25 cm x 7.46 cm x 6.66 cm)



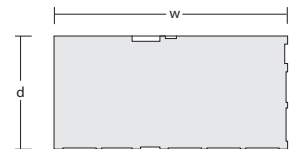
Reed Books

N Scale #51500
 $3 \frac{3}{16}'' w \times 2 \frac{15}{16}'' d \times 2 \frac{3}{4}'' h$
 (8.09 cm x 7.46 cm x 6.98 cm)



Wilhelmi's Mercantile

N Scale #51600
 $5 \frac{1}{4}'' w \times 2 \frac{9}{16}'' d \times 3 \frac{3}{4}'' h$
 (13.3 cm x 6.5 cm x 9.52 cm)



DPM Building Kits
N Scale

Unlimited building options. Interchangeable, injection molded styrene plastic wall sections make it easy to design and construct buildings of any size, shape or height.

Build as many stories as you need

One-story building – use street or dock level wall sections and cornice

Two-story building – use street or dock level wall sections, top with one-story wall sections and cornice

Three-story building – use street or dock level wall sections, top with two-story wall sections and cornice

More stories – add additional wall sections to create as many stories as desired

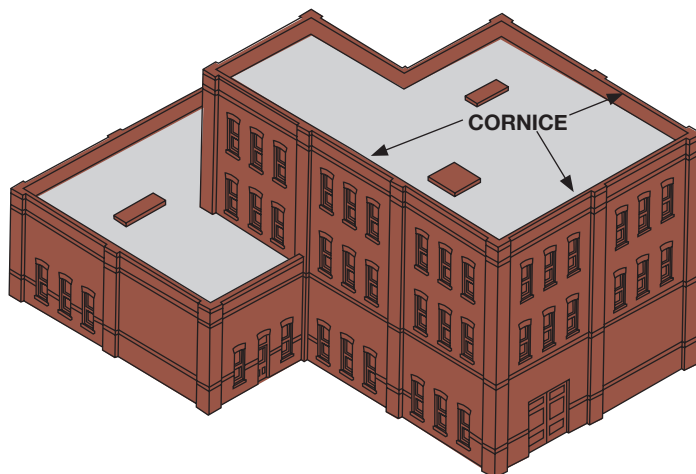


**Wall Sections Make Walls
Walls Make Buildings**

Packages include pilasters, door, windows and clear window material where needed. All sections are the same color.

Assemble with model glue or solvent-based plastic cement.

Easy To Assemble



One-Story Wall Sections

3 3/8" w x 15/16" h (3 per pkg) (8.57 cm x 2.38 cm)



Blank Wall
60111



Window
60112

Cornice

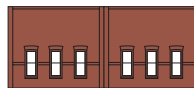
3 3/8" w x 1/4" h (9 per pkg)
(8.57 cm x 6.35 mm)



Cornice
60132

Street Level Wall Sections

3 3/8" w x 1 13/32" h (3 per pkg) (8.57 cm x 3.57 cm)



Window
60103



Freight Door
60106

Two-Story Wall Sections

3 3/8" w x 1 15/16" h (3 per pkg) (8.57 cm x 4.92 cm)



Blank Wall
60121



12 Windows
60122



6 Windows
60123

Street/Dock Level Wall Sections

3 3/8" w x 1 13/32" h (3 per pkg) (8.57 cm x 3.57 cm)




Blank Wall
60101



Entry Door
60104

Dock Level Wall Sections

3 3/8" w x 1 13/32" h (3 per pkg) (8.57 cm x 3.57 cm)



Window
60102



Freight Door
60105

3 3/8" w x 3/8" h (6 per pkg)
(8.57 cm x 9.52 mm)




Riser Wall
60131

N Scale Planning Packet 60191

Preplan buildings with three-dimensional paper mock-ups. The N Scale Planning Packet contains full-sized drawings of wall sections. To use, make photocopies of drawings, cut out wall section pieces and arrange into paper walls. Tape walls on cardboard. Cut out cardboard and tape walls together. Modify mock-up until satisfied, then purchase the required wall sections to construct your building.


The N Scale Planning Packet is available for purchase or as a *Free Download* at woodlandscenics.com.



Buildings

DPM Gold Kits - HO

It's all about the details! DPM Gold Kit buildings create complete layout scenes. Each kit contains fully illustrated instructions, easy to assemble buildings made of injection molded styrene plastic, an abundance of details made of lead-free metal castings, Dry Transfer Decals, signs and/or window treatments. Look for the full-color packaging with the gold seal.

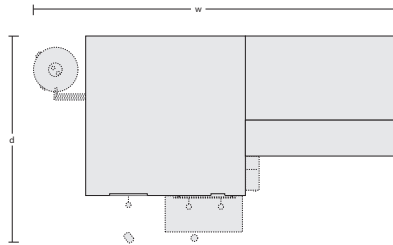


DPM Gold Kits
HO Scale



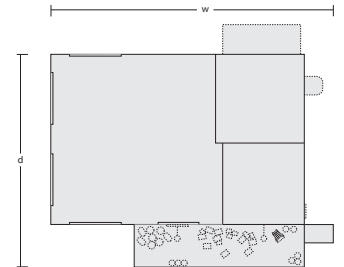
Drywell Inks

HO Scale #40100
 $11 \frac{5}{16}''$ w x $5 \frac{13}{16}''$ d x $5 \frac{1}{8}''$ h
 (28.7 cm x 14.7 cm x 13 cm)



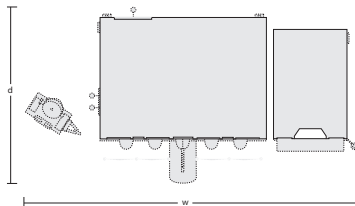
Whitewater Brewing

HO Scale #40200
 $9 \frac{9}{16}''$ w x $7 \frac{3}{16}''$ d x $10''$ h
 (24.2 cm x 18.2 cm x 25.4 cm)



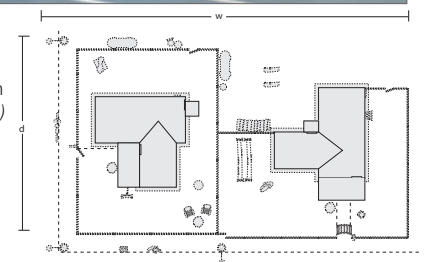
Entertainment District

HO Scale #40300
 $12 \frac{7}{16}''$ w x $6 \frac{9}{16}''$ d x $4 \frac{5}{8}''$ h
 (31.5 cm x 16.6 cm x 11.7 cm)



Emery Lane

HO Scale #40400
 $12 \frac{7}{16}''$ w x $6 \frac{9}{16}''$ d x $2 \frac{13}{16}''$ h
 (31.5 cm x 16.6 cm x 7.14 cm)



Buildings

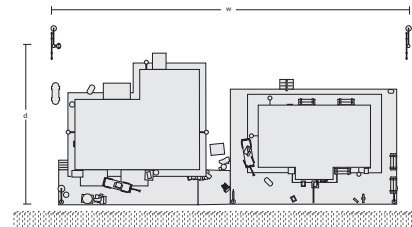
DPM Gold Kits - HO



Coal River Passenger & Freight Depot

HO Scale #40500

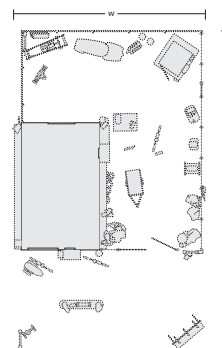
16 ⁹/₁₆" w x 7 ⁷/₁₆" d x 3 ³/₄" h
(42 cm x 18.8 cm x 9.52 cm)



Harlee & Sons Cycle Shop

HO Scale #40600

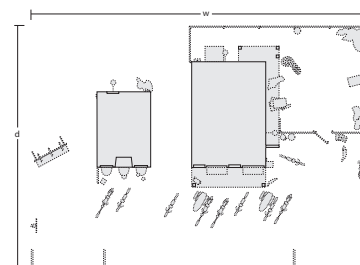
7 ¹/₈" w x 12 ¹/₂" d x 2 ⁵/₈" h
(18 cm x 31.7 cm x 6.66 cm)



Popa Weelie's Saloon

HO Scale #40700

12 ¹/₂" w x 9" d x 4 ⁷/₃₂" h
(31.7 cm x 22.8 cm x 10.7 cm)



DPM Gold Kits
HO Scale

Buildings

DPM Building Kits - HO

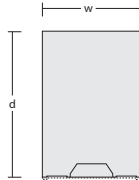
These kits offer a wide selection of easy-to-assemble buildings, finely detailed with authentic architectural components. Choose from several building types, such as downtown storefronts, manufacturing plants, hotels, department stores and others. Kits include roof material, clear window material and illustrated instructions with painting and weathering tips. Walls are made of injection molded styrene plastic. Assemble with model glue or solvent-based plastic cement.

Decals not included. See pages 130-133 for decal options.



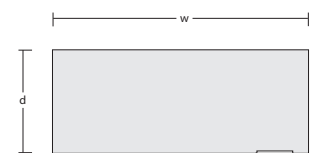
Kelly's Saloon

HO Scale #10100
 $2\frac{3}{4}''$ w x $4\frac{1}{16}''$ d x $4\frac{7}{8}''$ h
 (6.98 cm x 10.3 cm x 12.3 cm)



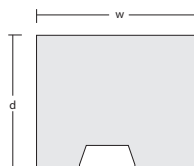
Cutting's Scissor Co.

HO Scale #10300
 $7\frac{1}{8}''$ w x $2\frac{7}{8}''$ d x $4\frac{5}{8}''$ h
 (18 cm x 7.3 cm x 11.7 cm)



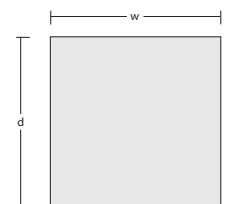
Robert's Dry Goods

HO Scale #10200
 $4\frac{7}{16}''$ w x $3\frac{11}{16}''$ d x $4\frac{1}{8}''$ h
 (11.2 cm x 9.36 cm x 10.4 cm)



B. Moore Catalog/Showroom

HO Scale #10400
 $4\frac{3}{4}''$ w x $4\frac{3}{4}''$ d x $5''$ h
 (12 cm x 12 cm x 12.7 cm)

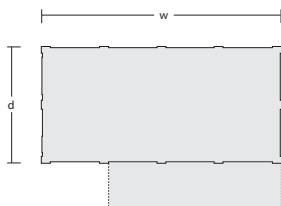




Laube's Linen Mill

HO Scale #10600

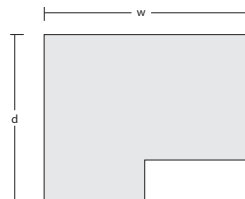
$6 \frac{11}{16}''$ w x $3 \frac{1}{4}''$ d x $4 \frac{1}{4}''$ h
(16.9 cm x 8.25 cm x 10.7 cm)



Freight Depot

HO Scale #10700


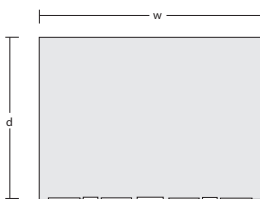
$5 \frac{13}{16}''$ w x $4 \frac{5}{8}''$ d x $4 \frac{1}{4}''$ h
(14.7 cm x 11.7 cm x 10.7 cm)



Goodfellows Hall

HO Scale #10800

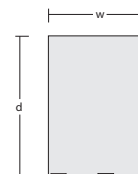
$6 \frac{3}{16}''$ w x $4 \frac{1}{2}''$ d x $4 \frac{5}{8}''$ h
(15.7 cm x 11.4 cm x 11.7 cm)



Skip's Chicken and Ribs

HO Scale #10500

$2 \frac{3}{4}''$ w x $3 \frac{15}{16}''$ d x $4 \frac{3}{8}''$ h
(6.98 cm x 10 cm x 11.1 cm)



Buildings

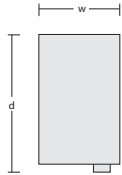
DPM Building Kits - HO



Townhouse #1

HO Scale #10900

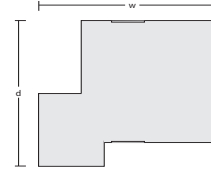
$2\frac{7}{16}''$ w x $4\frac{1}{4}''$ d x $4\frac{11}{16}''$ h
(6.19 cm x 10.7 cm x 11.9 cm)



City Cab Co.

HO Scale #11200

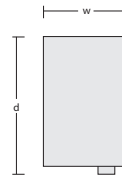
$6\frac{3}{32}''$ w x $5\frac{3}{4}''$ d x $3\frac{1}{2}''$ h
(15.4 cm x 14.6 cm x 8.89 cm)



Townhouse #2

HO Scale #11000

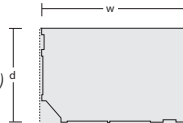
$2\frac{7}{16}''$ w x $4\frac{1}{4}''$ d x $4\frac{3}{4}''$ h
(6.19 cm x 10.7 cm x 12 cm)



Carol's Corner Cafe

HO Scale #11300

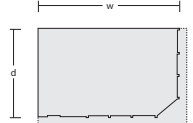
$4\frac{1}{4}''$ w x $2\frac{3}{4}''$ d x $4\frac{1}{8}''$ h
(10.7 cm x 6.98 cm x 10.4 cm)



The Other Corner Cafe

HO Scale #11500

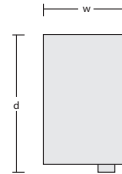
$4\frac{3}{4}''$ w x $3''$ d x $4\frac{1}{2}''$ h
(12 cm x 7.62 cm x 11.4 cm)



Townhouse #3

HO Scale #11100

$2\frac{7}{16}''$ w x $4\frac{1}{4}''$ d x $4\frac{5}{8}''$ h
(6.19 cm x 10.7 cm x 11.7 cm)




Three Townhouse Flats (Fronts Only)

HO Scale #11400

$7\frac{5}{16}''$ w x $1\frac{1}{8}''$ d x $4\frac{3}{4}''$ h
(18.5 cm x 3.17 mm x 12 cm)



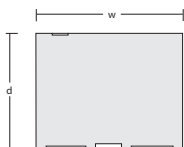
DPM Building Kits
HO Scale



Carr's Parts

HO Scale #11600

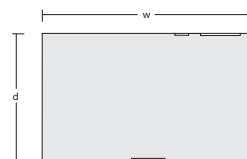
$4 \frac{5}{8}''$ w x $3 \frac{5}{8}''$ d x $4 \frac{1}{2}''$ h
(11.7 cm x 9.2 cm x 11.4 cm)



JC Nickels

HO Scale #11700

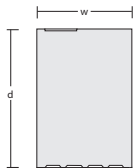
$6 \frac{3}{4}''$ w x $4 \frac{1}{16}''$ d x $4''$ h
(17.1 cm x 10.3 cm x 10.1 cm)



1st National Bank

HO Scale #11800

$3''$ w x $4 \frac{3}{8}''$ d x $5 \frac{1}{2}''$ h
(7.62 cm x 11.1 cm x 13.9 cm)



M.T. Arms Hotel

HO Scale #11900

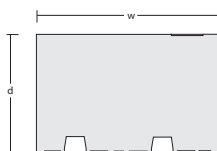
$7 \frac{15}{16}''$ w x $2 \frac{3}{4}''$ d x $6''$ h
(20.1 cm x 6.98 cm x 15.2 cm)



Front Street Building

HO Scale #12000

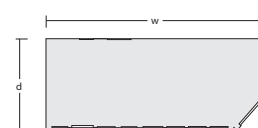
$5 \frac{3}{4}''$ w x $3 \frac{3}{4}''$ d x $4''$ h
(14.6 cm x 9.52 cm x 10.1 cm)



Seymour Block

HO Scale #12100


$6 \frac{15}{16}''$ w x $2 \frac{7}{8}''$ d x $4''$ h
(17.6 cm x 7.3 cm x 10.1 cm)



Buildings

DPM Building Kits - HO

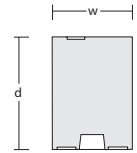
Painting is optional with #200 Series Kits. The walls are one color, the doors and windows another. Kits include walls made of injection molded styrene plastic, windows, doors, roof, clear window material and easy-to-follow, illustrated instructions.



Schultz's Garage
 HO Scale #20100
 $2 \frac{7}{8}''$ w x $4 \frac{13}{16}''$ d x $2 \frac{3}{4}''$ h
 (7.3 cm x 12.2 cm x 6.98 cm)



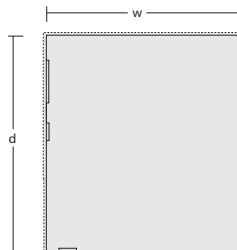
Pam's Pet Shop
 HO Scale #20200
 $2''$ w x $2 \frac{13}{16}''$ d x $4 \frac{1}{8}''$ h
 (5.08 cm x 7.14 cm x 10.4 cm)



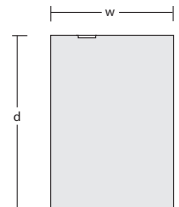
DPM Building Kits
HO Scale



C. Smith Packing House
 HO Scale #20300
 $4 \frac{13}{16}''$ w x $5 \frac{3}{8}''$ d x $3 \frac{3}{4}''$ h
 (12.2 cm x 13.6 cm x 9.52 cm)



Walker Building
 HO Scale #20400
 $3 \frac{1}{16}''$ w x $4 \frac{3}{8}''$ d x $6''$ h
 (7.77 cm x 11.1 cm x 15.2 cm)



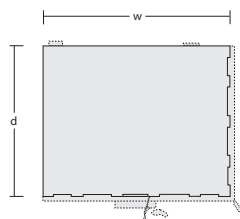
DPM Select Building Kits are unique works of art infused with period-authentic, detailed realism. The injection molded styrene plastic building pieces feature state of the art, positive-interlocking, prefinished edges for a quicker, more accurate assembly. Based on building style, kits include Dry Transfer Decals, signs and/or window treatments. Assemble using model glue or solvent-based plastic cement.



First Bank

HO Scale #12200

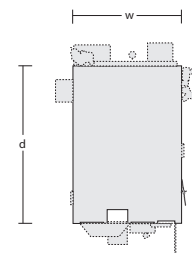
$5 \frac{1}{2}''$ w x $4 \frac{1}{8}''$ d x $4 \frac{3}{4}''$ h
(13.9 cm x 10.4 cm x 12 cm)



Stone Bakery

HO Scale #12300

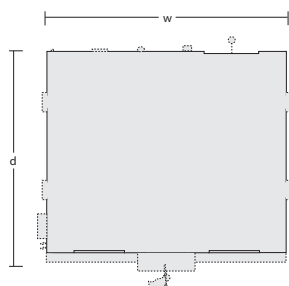
$2 \frac{31}{32}''$ w x $4 \frac{5}{16}''$ d x $5 \frac{5}{8}''$ h
(7.54 cm x 10.9 cm x 14.2 cm)



Fire Station N° 3

HO Scale #12400

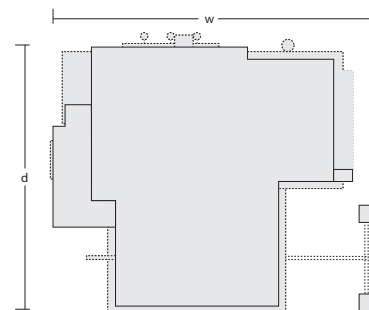
$6 \frac{21}{32}''$ w x $5 \frac{7}{8}''$ d x $8 \frac{3}{4}''$ h
(16.9 cm x 14.9 cm x 22.2 cm)



Live Wire Manufacturing

HO Scale #12600

$8 \frac{7}{16}''$ w x $6 \frac{27}{32}''$ d x $8 \frac{1}{2}''$ h
(21.4 cm x 17.3 cm x 21.5 cm)



Buildings

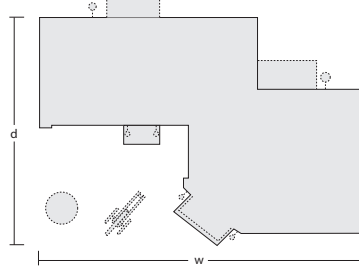
DPM Building Kits - HO



County Courthouse

HO Scale #12500

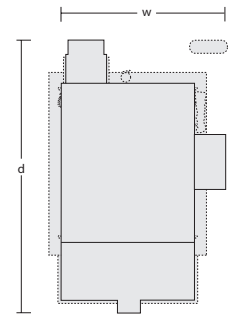
$8 \frac{3}{8}''$ w x $5 \frac{15}{16}''$ d x $4 \frac{3}{8}''$ h
(21.2 cm x 15 cm x 11.1 cm)



Our House

HO Scale #12700

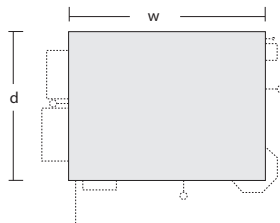
$4 \frac{1}{4}''$ w x $7 \frac{1}{8}''$ d x $5 \frac{1}{2}''$ h
(10.7 cm x 18 cm x 13.9 cm)



Corner Department Store

HO Scale #12800

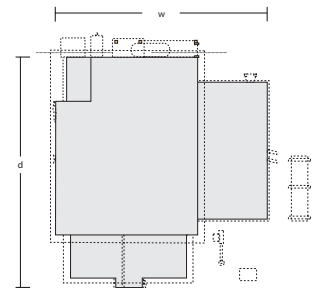
$5 \frac{1}{8}''$ w x $3 \frac{7}{8}''$ d x $6 \frac{15}{16}''$ h
(13 cm x 9.84 cm x 17.6 cm)



Woody's Country Mart

HO Scale #12900

$7 \frac{1}{8}''$ w x $6 \frac{13}{16}''$ d x $3 \frac{1}{8}''$ h
(18 cm x 17.3 cm x 7.93 cm)



Unlimited building options. Interchangeable, injection molded styrene plastic wall sections make it easy to design and construct buildings of any size, shape or height.

Build as many stories as you need

One-story building – use street or dock level wall sections and cornice

Two-story building – use street or dock level wall sections, top with one-story wall sections and cornice

Three-story building – use street or dock level wall sections, top with two-story wall sections and cornice

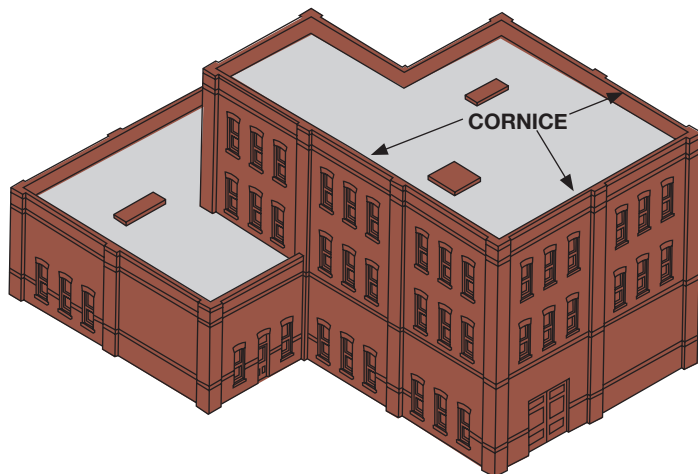
More stories – add additional wall sections to create as many stories as desired



**Wall Sections Make Walls
Walls Make Buildings**

Packages include pilasters, door, windows and clear window material where needed. All sections are the same color. Assemble with model glue or solvent-based plastic cement.

Easy To Assemble



One-Story Wall Sections

2 11/16" w x 1 7/8" h (4 per pkg)
(6.82 cm x 4.76 cm)



Arched Window
30112



Rectangular Window
30130



Victorian Window
30147



20th Century Window
30167



Steel Sash Window
30175




Blank Wall
30113

Two-Story Wall Sections

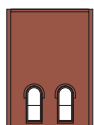
2 11/16" w x 3 11/16" h (4 per pkg) (6.82 cm x 9.36 cm)



Arched 4 Window
30108



Arched 2 Window (High)
30109



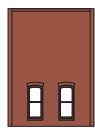
Arched 2 Window (Low)
30110




Rectangular 4 Window
30138



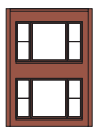
Rectangular 2 Window (High)
30139




Rectangular 2 Window (Low)
30137



Victorian Window
30144



20th Century Window
30164



Steel Sash Window
30174



Blank Wall
30111

Cornice

(8 per pkg)



Cornice Fancy
2 11/16" w x 3/8" h
(6.82 cm x 0.95 cm)
30114



Cornice Plain
2 11/16" w x 3/16" h
(6.82 cm x 0.79 cm)
30117

Street Level Wall Sections

2 11/16" w x 2 11/16" h (4 per pkg) (6.82 cm x 6.82 cm)



Arched Entry
30101



Rectangular Entry
30131



Rectangular Window
30134



Victorian Entry
30141



Victorian Window
30142



20th Century Entry
30161



20th Century Window
30162



Steel Sash Entry
30171



Freight Door
30102



Overhead Door
30132



Open Arch
30107



Blank Wall
30104

Dock Level Wall Sections

2 11/16" w x 2 11/16" h (4 per pkg) (6.82 cm x 6.82 cm)



Arched Entry
30105



Arched Window
30103



Rectangular Entry
30136



Rectangular Window
30133



Victorian Window
30143



20th Century Window
30163



Steel Sash Entry
30172



Steel Sash Window
30173



Freight Door
30106



Overhead Door
30135



Dock Riser Wall
2 3/4" w x
9/16" h (6.98 cm
x 1.42 cm)
(8 per pkg)
30115



Blank Wall
30104

Powerhouse Window

2 11/16" w x 7 3/8" h
(6.82 cm x 18.7 cm)
(2 sets per pkg)



Powerhouse Window
30118


Buildings

DPM Modular System - HO

HO Scale Planning Packet 30191

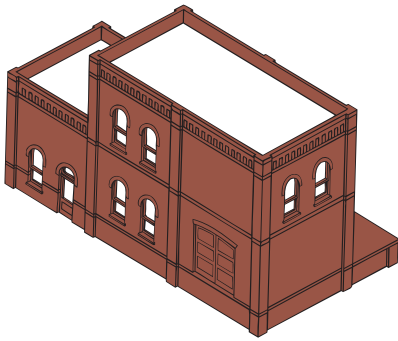
Preplan buildings with three-dimensional paper mock-ups. The HO Scale Planning Packet contains full-sized drawings of wall sections. To use, make photocopies of drawings, cut out wall section pieces and arrange into paper walls. Tape walls on cardboard. Cut out cardboard and tape walls together. Modify mock-up until satisfied, then purchase the required wall sections to construct your building.

The HO Scale Planning Packet is available for purchase or as a *Free Download* at woodlandscenics.com.

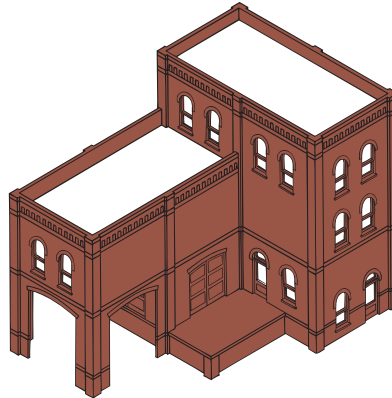


HO Scale Modular Option Packs

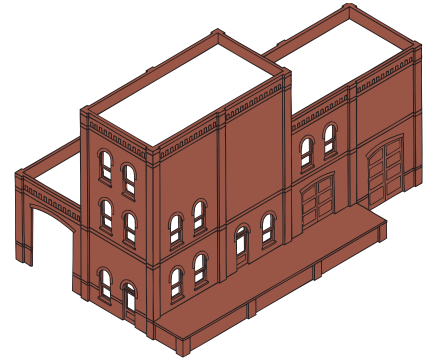
Each pack contains a variety of wall section quantities, styles and suggested building options. Add to these kits from your dealer's stock of Modular System parts to build an even larger structure!



3-in-1 Modular Kit 35100
113 pieces (approx. 8 1/2" w x 6" d x 5" h)
(21.5 cm x 15.2 cm x 12.7 cm)



4-in-1 Modular Kit 35200
171 pieces (approx. 7 1/2" w x 8 1/2" d x 7" h)
(19 cm x 21.5 cm x 17.7 cm)



4-in-1 Modular Kit 35300
178 pieces (approx. 11 1/2" w x 8 1/2" d x 7" h)
(29.2 cm x 21.5 cm x 17.7 cm)

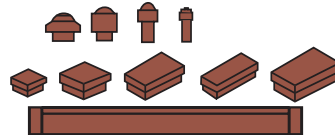
Roof and Trim Kit 30190

Add detail and realism to any building. Kit includes 2 sheets of styrene plastic roof material 6" x 8 1/2" (15.2 cm x 21.5 cm) ea, 2 styrene plastic inside corner strips, brick parapet wall trim and an assortment of plastic vents and hatches.

Assorted Roof Vents (8 total)

Assorted Hatches (5 total)

Parapet Wall Trim (9 pcs - 5 1/2"/13.9 cm ea)



HO Scale Modular Learning Kit 36000

Learn the skills needed to build any DPM modular building. This fun and easy Learning Kit includes the planning packet, complete instructions and everything necessary to construct a finely detailed building. Use completed building in a variety of ways on your HO layout. Dry Transfer Decals, roof and clear window materials included.

5 3/4" w x 3" d x 3" h (14.6 cm x 7.62 cm x 7.62 cm)

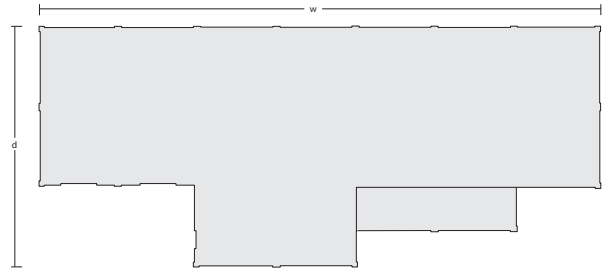


Construct these three Modular Building Kits into highly detailed industrial buildings as illustrated, or customize by expanding their design with additional DPM modular parts. Easy to build, these kits include injection molded styrene plastic modular parts, roof material, clear window materials and complete instructions. Assemble with model glue or solvent-based plastic cement.




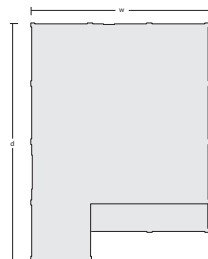
Fedups Freight Co.

HO Scale #35400
 $19\frac{1}{2}''$ w x $8\frac{3}{8}''$ d x $6\frac{3}{4}''$ h
 (49.5 cm x 21.2 cm x 17.1 cm)



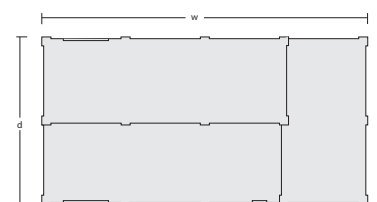
Tera Surplus Window Warehouse

HO Scale #35500
 $8\frac{3}{8}''$ w x $11\frac{1}{4}''$ d x $12\frac{1}{2}''$ h
 (21.2 cm x 28.5 cm x 31.7 cm)



Powerhouse

HO Scale #35600
 $11\frac{5}{16}''$ w x $5\frac{13}{16}''$ d x $10\frac{1}{2}''$ h
 (28.7 cm x 14.7 cm x 26.6 cm)



Buildings

DPM Modular System - HO



Each Designer Bulk Pack features a different architectural style with plans to build three specific structures. Pack includes everything needed to build one of the three designs. Includes injection molded plastic styrene modular parts, roof material, clear window material, complete instructions, plus painting and weathering tips. You can expand any of the three building designs by adding additional wall sections (HO Scale Modular Parts on page 113), or use the Packs as an economical way to purchase modular parts for your own designs. You'll save money by purchasing the packs rather than buying the same wall sections separately. Assemble using model glue or solvent-based plastic cement.



Build paper mock-ups with the Planning Packet included in the Designer Bulk Packs and design the exact structure you want. By combining different modular elements of the Designer Bulk Packs and the more than 40 available interchangeable wall sections, you can build any size or shape structure. The possibilities are virtually limitless.

Arched Window Industrial Building HO Scale #36100

Designed for urban factory, warehouse or institutional usage, the Arched Window Industrial Buildings feature classic architectural lines that fit well with any skyline.



11 5/16" w x 8 9/16" d x 6 3/4" h
(28.7 cm x 21.7 cm x 17.1 cm)

14 1/16" w x 5 3/16" d x 6 3/4" h
(35.7 cm x 13.1 cm x 17.1 cm)

11 5/16" w x 8 9/16" d x 6 3/4" h
(28.7 cm x 21.7 cm x 17.1 cm)

Rectangular Window Industrial Building HO Scale #36200

Rectangular Window Industrial Buildings premiered in the late 1800s. Popular as factories, warehouses and institutional buildings, they maintain their profiles in cities and towns today.



14 ¹¹/₁₆" w x 3 ¹/₁₆" d x 6 ³/₄" h
(37.3 cm x 7.77 cm x 17.1 cm)



8 ⁹/₁₆" w x 8 ⁹/₁₆" d x 8 ⁵/₈" h
(21.7 cm x 21.7 cm x 21.9 cm)



11 ⁵/₁₆" w x 5 ¹³/₁₆" d x 6 ³/₄" h
(28.7 cm x 14.7 cm x 17.1 cm)

Victorian Style Storefront Building HO Scale #36300

Victorian Style Storefront Buildings characterize the ornate style of the 19th century. Retail stores commonly occupy the street level, while the upper floors function as offices, showrooms and department stores.



8 ⁹/₁₆" w x 8 ⁹/₁₆" d x 8 ⁵/₈" h
(21.7 cm x 21.7 cm x 21.9 cm)



11 ⁵/₁₆" w x 5 ¹³/₁₆" d x 8 ⁵/₈" h
(28.7 cm x 14.7 cm x 21.9 cm)



11 ⁵/₁₆" w x 5 ¹³/₁₆" d x 6 ³/₄" h
(28.7 cm x 14.7 cm x 17.1 cm)

Twentieth Century Storefront Building HO Scale #36400

Twentieth Century Storefront Buildings enhance the marketplace with dignified style. The upper floors accommodate offices, showrooms and financial institutions, while large display windows at street level attract customers to the retail activity within.



11 ⁵/₁₆" w x 5 ¹³/₁₆" d x 8 ⁵/₈" h
(28.7 cm x 14.7 cm x 21.9 cm)



8 ⁹/₁₆" w x 5 ¹³/₁₆" d x 10 ¹/₂" h
(21.7 cm x 14.7 cm x 26.6 cm)



8 ⁹/₁₆" w x 5 ¹³/₁₆" d x 10 ¹/₂" h
(21.7 cm x 14.7 cm x 26.6 cm)

Buildings

DPM Building Kits - O

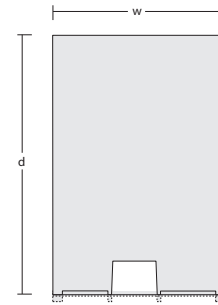
These three beautiful and easy-to-assemble building kits are individually hand cast in high quality casting resin with architectural details molded in place. Roof material, clear window material and complete instructions are included. Assemble with super glue. Decals not included. See pages 130-133 for decal options.



Birdie's Tavern

O Scale #80100

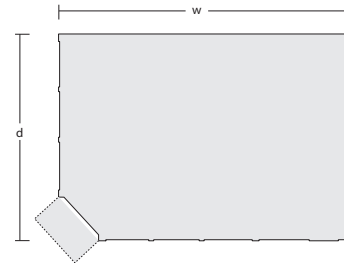
4 1/2" w x 6 3/4" d x 7" h
(11.4 cm x 17.1 cm x 17.7 cm)



Kirsten's Corner Cafe

O Scale #80200

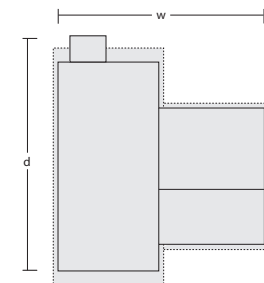
7 5/8" w x 5 3/8" d x 6 3/4" h
(19.3 cm x 13.6 cm x 17.1 cm)



Aunt Eleanor's House

O Scale #80300

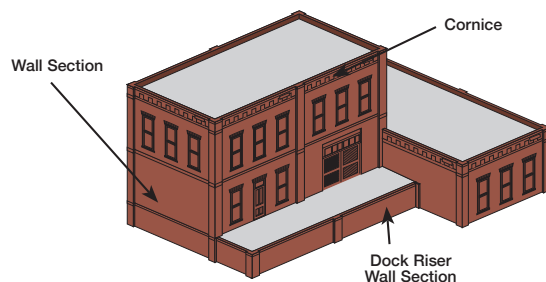
5 3/8" w x 5 7/16" d x 5 1/4" h
(13.6 cm x 13.8 cm x 13.3 cm)



Unlimited building options. Interchangeable injection molded styrene plastic wall sections make it easy to create buildings of any size, shape or height. Build large or small O scale buildings with architectural details molded in place. All wall sections are uniform in height and width. Build two, three or more stories by stacking the desired number of wall sections. When you reach the desired height, finish the building with cornices. Step-by-step instructions included.

Packages include pilasters, door, windows and clear window material where needed. All sections are the same color. Walls are made of injection molded styrene plastic. Assemble with model glue or solvent-based plastic cement.

Easy To Assemble



Wall Sections 4 1/8" w x 3 1/16" h (2 per pkg) (10.4 cm x 7.77 cm)



Street/Dock Level Arched Entry
90101



Arched Window
90102



Blank Wall
90103



Street/Dock Level Rectangular Entry
90104



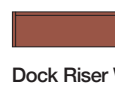
Rectangular Window
90105



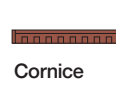
Double Rectangular Window
90106



Street/Dock Level Freight Door
90107



Dock Riser Wall
4 1/8" w x 1 1/4" h
(10.4 cm x 3.17 cm)
(4 per pkg)
90108




Cornice
4 1/8" w x 1/2" h
(10.4 cm x 1.27 cm)
(8 per pkg)
90109

O Scale Planning Packet 90191

Preplan buildings with three-dimensional paper mock-ups. The O Scale Planning Packet contains full-sized drawings of wall sections. To use, make photocopies of drawings, cut out wall section pieces and arrange into paper walls. Tape walls on cardboard. Cut out cardboard and tape walls together. Modify mock-up until satisfied, then purchase the required wall sections to construct your building.

The O Scale Planning Packet is available for purchase or as a *Free Download* at woodlandscenics.com.



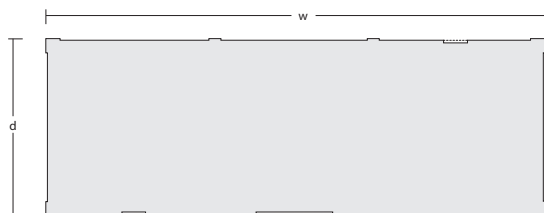
O Scale Modular Building Kits

Add authenticity and realism to your layout with these highly detailed, easy-to-assemble O scale building kits. Modular parts are made of injection molded styrene plastic and kits include roof, clear window material and complete instructions. Assemble with model glue or solvent-based plastic cement.




Heier Kite Co.

O Scale #95100
12 7/8" w x 4 5/8" d x 6 1/2" h
(32.7 cm x 11.7 cm x 16.5 cm)



Konrad Paint Co.

O Scale #95200
12 7/8" w x 8 3/4" d x 6 1/2" h
(32.7 cm x 22.2 cm x 16.5 cm)



Buildings

Building Kit Sets

Build a city and save money. Each of these building sets contain a collection of individual, architecturally accurate DPM Landmark Structures Building Kits. Sets include loads of detailed, lead-free metal accessories and Dry Transfer Decals. Super value - saves money over items purchased separately. Buildings of injection molded styrene plastic. Assemble with model glue or solvent-based plastic cement.


Town & Factory Building Set™ S1485

- Complements Scenic Ridge Layout Kit or adapts to any N scale layout
- Includes 13 architecturally realistic Landmark Structures Building Kits
- More than 70 detailed accessories
- 60 Dry Transfer Decals
- Instructions and sample street plan included



City & Industry Building Set™ S1486

- Complements Grand Valley layout or adapts to any HO scale layout
- Includes 15 architecturally realistic Landmark Structures Building Kits
- More than 160 detailed accessories
- 130 Dry Transfer Decals
- Instructions and sample street plan included



River Pass Building Kits S1487

- Complements River Pass layout or adapts to any HO scale layout
- Includes 15 architecturally realistic Landmark Structures Building Kits
- More than 200 detailed accessories
- 110 Dry Transfer Decals
- Instructions and sample street plan included

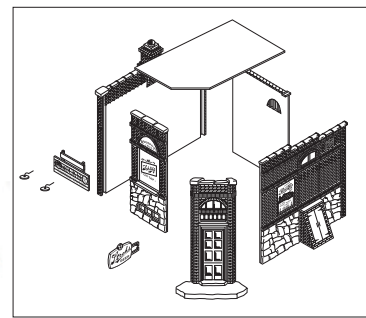


Buildings

Scenic Details

Scenic Details kits are finely crafted and economical HO scale reproductions. Use the highly detailed, lead-free metal castings everywhere on your layout. Attach to layout with Scenic Accents Glue or Scenic Glue. Some kits include Dry Transfer Decals. Painting with Mini-Scene Paint Set (M125), page 123, is recommended.

Clean metal castings and assemble pieces according to easy-to-follow diagrams and instructions. We recommend using super glue or two-part epoxy.




Smokehouse - 10 pcs
2 1/2" diameter x 1 3/8" tall (6.35 cm x 3.49 cm)

HO
D213




3 Outhouses and Man - 11 pcs
2 1/2" diameter x 1 3/8" tall (6.35 cm x 3.49 cm)

HO
D214




Chicken Coop - 19 pcs
2 1/2" diameter x 1" tall (6.35 cm x 2.54 cm)

HO
D215




Tool Shed - 10 pcs
2 1/2" diameter x 2 1/2" tall (6.35 cm x 6.35 cm)

HO
D216



Ice House - 10 pcs
2 3/8" long x 2 1/2" tall (6.03 cm x 6.35 cm)

HO
D219



Daniels Outfitters - 10 pcs
2 1/4" long x 2 5/8" tall (5.71 cm x 6.66 cm)

HO
D220



Pharmacy - 17 pcs
3 1/4" long x 3 3/4" tall (8.25 cm x 9.52 cm)

HO
D221



Ticket Office - 9 pcs
2 1/4" long x 2 1/2" tall (5.71 cm x 6.35 cm)

HO
D222



Gas Station - 17 pcs
4" diameter x 2 5/8" tall (10.1 cm x 7.3 cm)

HO
D223



Doctor's Office & Shoe Repair - 16 pcs
3" long x 2 1/8" tall (7.62 cm x 5.39 cm)

HO
D224



Gazebo - 6 pcs
1 1/4" w x 1 13/16" d x 2 1/4" h (3.17 x 4.6 x 5.71 cm)

HO
D236



Rocky's Tavern - 15 pcs
3 1/8" long x 2 1/4" tall (7.93 cm x 5.71 cm)

HO
D238



Flag Depot - 17 pcs
4 1/4" long x 2" tall (10.7 cm x 5.08 cm)

HO
D239



Tucker Bros. Machine Shop - 17 pcs
3 3/8" long x 2 3/8" tall (8.57 cm x 6.03 cm)

HO
D240

Scene Kits

Trackside Scenes™

Each HO Trackside Scene includes more than 70 highly detailed, lead-free metal castings. Kits contain the details and landscape materials necessary to model a complete scene. Paint with Mini-Scene Paint Set (M125), page 123. Assemble with super glue or two-part epoxy.



Possum Hollow TS151

An abandoned caboose has been converted to a backwoods home. The piles of accumulated junk add to this whimsical scene.
9" x 8" (22.8 cm x 20.3 cm) scene / 89 pcs



Caboose & Sand Facility TS152

This is a common sight found around railroad yards. The sand tower supplies the locomotives' needs while the storage shed keeps the caboose well stocked.
9" x 8" (22.8 cm x 20.3 cm) scene / 76 pcs



Otis Coal Company TS153

Private coal companies were found along spur lines throughout the United States. Such facilities served as the link between the long coal trains and the consumer.
18" x 8" (45.7 cm x 20.3 cm) scene / 89 pcs



Tie & Plank Mill TS154

This small, steam-powered sawmill and dipping shed converted raw timber into ties and planks to supply the needs of local rail lines.
18" x 8" (45.7 cm x 20.3 cm) scene / 84 pcs

Complete Scenes™

Each HO scale kit contains the highly detailed, lead-free metal castings, details and landscape materials necessary to assemble the scene. Paint with Mini-Scene Paint Set (M125), page 123. We recommend using super glue or two-part epoxy to assemble.



Smiley's Tow Service S130

Loaded with more than 60 lead-free metal details and 7 tree armatures. Includes the various varieties of Foliage and Turf needed to make a charming shade-tree mechanic or junkyard scene.
7" x 9" (17.7 cm x 22.8 cm) scene / 73 pcs



Maple Leaf Cemetery S131

Every town has one tucked away in the old part of town or next to the neighborhood church. Kit includes 30 tombstones, lead-free metal details and various types and colors of Foliage and Turf.
8" x 11" (20.3 cm x 27.9 cm) scene / 54 pcs



Memorial Park S132

Complement your layout with a place to gather on warm summer evenings. Kit includes more than 38 lead-free metal details, 9 tree armatures, a variety of Foliage, Turf and fence and shed materials.
8" x 14" (20.3 cm x 35.5 cm) scene / 49 pcs

Mini-Scene® Kits

Delightful HO scale Mini-Scenes add humor and realism to any layout, or they stand alone and tell their story! Kits include lead-free metal castings and landscape materials. Assemble and finish with Pewter Patina Finish (M126) or Mini-Scene Paint Set (M125). We recommend using super glue or two-part epoxy for assembly. All scenes designed to fit in Glass Display Dome and Base (M127).



HO

Abandoned Log Cabin
10 pcs

M101



HO

Moonshine Still
13 pcs

M102



HO

The Windmill
13 pcs

M103



HO

The Hunter
25 pcs

M104



HO

The Sign Painter
13 pcs

M105



HO

The Tack Shed
9 pcs

M106



HO

Tommy's Treehouse
13 pcs

M107



HO

Outhouse Mischief
12 pcs

M108



HO

Ernie's Fruit Stand
14 pcs

M109



HO

Saturday Night Bath
18 pcs

M110



HO

Floyd's Barber Shop
21 pcs

M111



HO

Tractor Pit Stop
20 pcs

M112



Mini-Scene Paint Set M125

- Use to paint metal details
- Includes 12 assorted colors: red, yellow, blue, black, gray, white, cream, tan, rust, yellow ocher, brown, dark brown
- Non-toxic, non-flammable and water-soluble. Use with Trackside Scenes, Complete Scenes and Scenic Details.

0.16 fl oz (4.73 mL) ea



Pewter Patina Finish M126

- Creates a quality pewter finish
- Easily applied by brushing on and wiping off high spots
- Finish is non-toxic, non-flammable and water-soluble

0.625 fl oz (18.4 mL)



Glass Display Dome and Base M127

- For the ultimate display and protection
- 3" diameter x 4 1/4" high (7.62 cm x 10.7 cm) glass display dome
- Plastic base is 1/2" (1.27 cm) high

Layout Kits


Mod-U-Rail® System

Use the Mod-U-Rail System to design, build and landscape a layout customized to your specific space requirements. It is the easy, lightweight and durable alternative to traditional benchwork and includes the landscape scenery materials.

ONLINE
VIDEOS

Mod-U-Rail is for scales from Z through O.

- No complicated calculations
- No expensive power tools
- No mess
- Cost savings over purchasing items separately

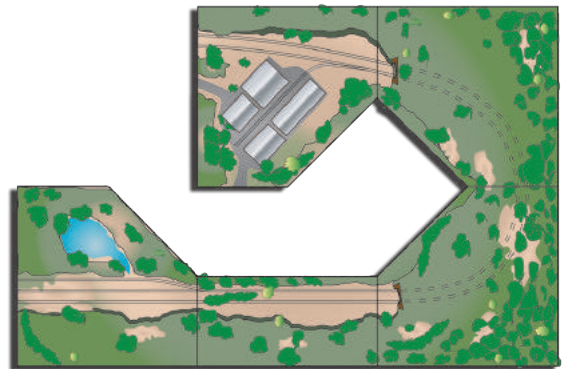


Design—Designing your layout is easy. Visit our website to use the free, interactive design program. The program leads you through a simple, visual process to design a customized layout to fit your personal space requirements. Design your layout with an endless number of configuration possibilities, track-planning patterns and techniques.

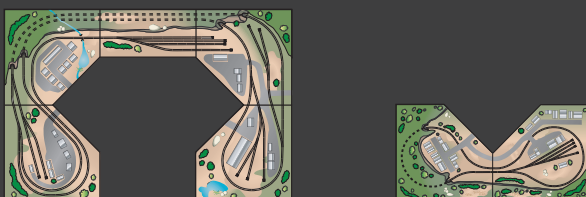
Build—Simply construct modules for the layout base with the patented SubTerrain Lightweight Layout System components. Bolt modules together in the customized prearranged plan you designed.

Landscape—Each module kit includes Woodland Scenics realistic and high quality scenery materials. Bring your layout to life with a variety of pigments, turfs, foliages, talus, ballast, rocks and more!

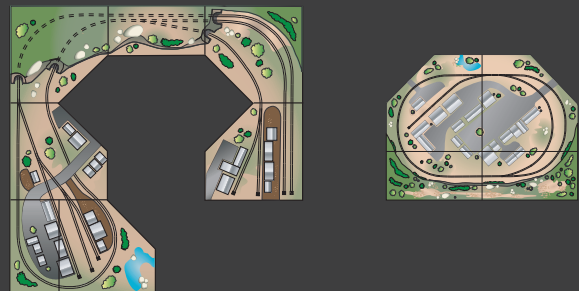
FREE Module Kit—Purchase any five Straight and/or Corner Module Kits to receive a Free Straight Module Kit (ST4801).



N Scale track plans included in Straight Module Kit



HO Scale track plans included in Corner Module Kit





Straight Module Kit ST4801

Kit includes the materials needed to build and landscape a module 18" (45.7 cm) deep x 36" (91.4 cm) long. Assemble and bolt together end-to-end or side-to-side with the included connector plates and hardware. Saves over purchasing items separately.

18" x 36" (45.7 cm x 91.4 cm) module

Track not included.



Corner Module Kit ST4802

Kit includes the materials needed to build and landscape a module 36" (91.4 cm) deep x 36" (91.4 cm) long. Assemble and bolt together end-to-end or side-to-side with the included connector plates and hardware. Saves over purchasing items separately.

36" x 36" (91.4 cm x 91.4 cm) Build as corner or square module

Track not included.

Mod-U-Rail Kit Stands

Premeasured, precut and predrilled, these wood stands form fit your layout modules. They are lightweight, durable, sturdy and easy to assemble. All the necessary hardware is included. Each stand is 35 1/2" tall with adjustable feet to simplify leveling. Bolt stands in any configuration to match your custom layout design, and paint if desired.



Straight Module Kit Stand ST4790

18" x 36" x 35 1/2" - 22 lbs (9.97 kg)
(45.7 cm x 91.4 cm x 90.1 cm)




Corner Module Kit Stand ST4791

36" x 36" x 35 1/2" - 27 lbs (12.2 kg)
(91.4 cm x 91.4 cm x 90.1 cm)

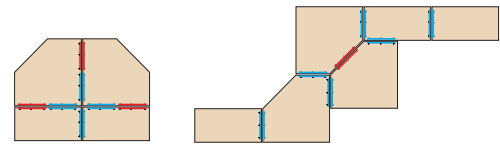


Square Module Kit Stand ST4792

36" x 36" x 35 1/2" - 26 lbs (11.7 kg)
(91.4 cm x 91.4 cm x 90.1 cm)




- Each module kit includes two connector plates with hardware for bolting end-to-end.
- The Connector Plate Set gives you additional connectors for unlimited possibilities in your layout design.



Connector Plate Set ST4780

- Developed to accommodate any Mod-U-Rail layout possibility or expansion
- Bolt individual modules end-to-end and/or side-to-side

Endless Possibilities



Layout Kits

Scenic Ridge® Layout Kits

Build a complete N scale layout with three easy-to-assemble kits designed to work together or separately. Kits include detailed plans and instructions. Use Scenic Ridge as a complete layout, expand or attach to an existing layout.



N Scale

3 x 6-foot (91.4 cm x 182 cm)

Scenic Ridge Layout Kit ST1482


- Includes the SubTerrain, Terrain and Landscape materials needed to build a 3 x 6-foot (91.4 cm x 182 cm) layout
- Risers and Inclines/Declines elevate track and roadways
- Profile Boards form perimeter
- Build terrain contours with paper wads
- Cover with Plaster Cloth to form a hard shell
- Install rocks and Tunnel Portals
- Add roads and landscape with a variety of scenery materials
- Paint layout profile and add finishing details
- Track plan preprinted on base

Train and vehicles not included. Track and buildings sold separately.



Town & Factory Building Set™ S1485


- Includes 13 architecturally realistic Landmark Structures Building Kits
- More than 85 building details
- More than 60 colorful Dry Transfer Decals
- Instructions and sample street plan included
- Complements Scenic Ridge Layout Kit or use with any N scale layout



Scenic Ridge Atlas Track Pack ST1182

- Includes the Atlas® N Code 80 track needed to complete the Scenic Ridge layout track plan
- Track plan and assembly instructions are included
- For modelers of all skill levels
- Realistic prototypical brown ties and nickel silver rail snap-track
- Reliable and easy to use
- Wiring and controls not included

Atlas® is a registered trademark of Atlas Model Railroad Company






Creating a Layout Kit

Install Risers and Inclines/Declines on track plan that is preprinted on the base.


Cut profile contours with the Hot Wire Foam Cutter or Foam Knife.

Use paper wads to form terrain contours.



Grand Valley™ Layout Kits

Build a complete HO scale layout with three easy-to-assemble kits designed to work together or separately. Kits include detailed plans and instructions. Use Grand Valley as a complete layout, expand or attach to an existing layout.



HO Scale

4 x 8-foot (121 cm x 243 cm)

Grand Valley Layout Kit ST1483


- Includes the SubTerrain, Terrain and Landscape materials needed to build a 4 x 8-foot (121 cm x 243 cm) layout
- Risers and Inclines/Declines elevate track and roadways
- Profile Boards form perimeter
- Build terrain contours with paper wads
- Cover with Plaster Cloth to form a hard shell
- Install rocks and Tunnel Portals
- Add roads and landscape with a variety of scenery materials
- Paint layout profile and add finishing details
- Track plan preprinted on base

Train and vehicles not included. Track and buildings sold separately.




City & Industry Building Set™ S1486


- Complements Grand Valley Layout Kit or any HO scale layout
- Includes 15 architecturally realistic Landmark Structures Building Kits
- More than 160 detailed accessories and 130 colorful Dry Transfer Decals
- Instructions and sample street plan included




Cover with wet Plaster Cloth to form a hard shell.



Install and color rocks and Tunnel Portals, paint terrain base and add roads using the Road System.



Landscape with turf, ground cover and trees. Paint the layout profile, then add finishing details if desired.



Layout Kits


River Pass™ Layout Kits

Build a complete 4 x 8-foot (121 cm x 243 cm) HO layout with three easy-to-assemble kits, designed to work together or use separately. Each kit includes detailed plans and instructions. Once River Pass is complete, the modeler will have developed the expertise to keep building easily! Use River Pass as a complete layout, expand or attach to an existing layout.

HO Scale

4 x 8-foot (121 cm x 243 cm)

Layout Base



Layout Base and Scenery



Layout Base, Scenery and Buildings



Train and vehicles not included. Track and buildings sold separately.



River Pass Layout Kit S1484

- Includes materials needed to build lightweight SubTerrain base
- Profile Boards form perimeter
- Foam Sheets create flat, elevated areas for towns and buildings
- Track plan preprinted on base
- Risers and Inclines/Declines elevate track and roadways
- Build hills and mountains with paper wads - cover with Plaster Cloth
- Make and install Rocks and add Tunnel Portals
- Landscape with a wide variety of scenery materials or River Pass Scenery Kit (sold separately)



River Pass Scenery Kit S1488

- Includes materials needed to cover a 4 x 8-foot (121 cm x 243 cm) layout
- Adaptable to Z through O scale
- Detailed instructions for River Pass Layout
- More than 40 products include materials to cast rocks, color your terrain, add roads and paved areas, landscape, make trees, model water features and add other scenic details



River Pass Building Kits S1487

- Complements River Pass layout or adapts to any HO scale layout
- Includes 15 architecturally realistic Landmark Structures Building Kits
- More than 200 detailed accessories
- 110 Dry Transfer Decals
- 20 signs and posters
- Instructions and sample street plan included

Scenery Kits

These kits offer modelers a variety of scenery options for model railroad and slot car layouts, dioramas, wargaming boards, doll and collectible house displays or other projects. These kits are a great way for beginner modelers to learn how to use the Terrain and Landscape Systems. For experienced modelers, they represent a super deal over items purchased separately. Each kit includes illustrated, easy-to-follow instructions.




HO Scale

10 x 18-inch (25.4 cm x 45.7 cm)

The Scenery Kit S927

- A kit for beginners
- Learn terrain and landscape techniques
- Build a 10 x 18-inch (25.4 cm x 45.7 cm) HO scale diorama
- Includes more than 20 products
- Display an engine or piece of rolling stock

Train not included



N Scale

12 x 24-inch (30.4 cm x 60.9 cm)

SubTerrain Scenery Kit™ S929

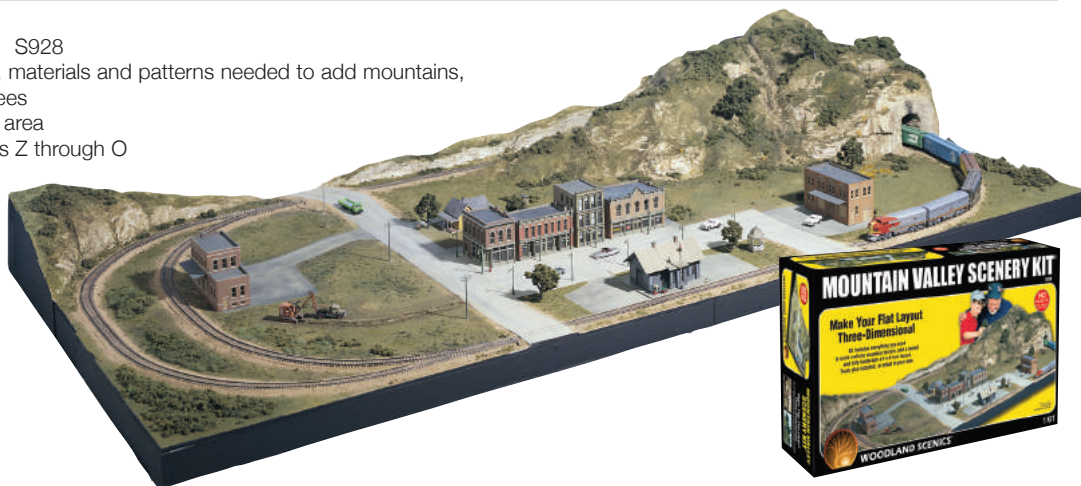
- This kit uses SubTerrain, Terrain and Landscape Systems
- Build a 12 x 24-inch (30.4 cm x 60.9 cm) N scale diorama
- Learn SubTerrain System - no mess or complicated calculations
- Create realistic terrain features with Plaster Cloth, rock castings and a Tunnel Portal
- Make trees and landscape with various ground covers, Ballast, Talus and other scenery products

Train not included

Mountain Valley Scenery Kit® S928

- Includes detailed illustrated instructions, materials and patterns needed to add mountains, rocks, tunnel, Ballast, landscape and trees
- Covers a 4 x 8-foot (121 cm x 243 cm) area
- Designed for HO scale, adapts to scales Z through O
- More than 24 products included
- Teaches terrain and landscape techniques


Buildings and vehicles sold separately; train and track not included.




River Pass Scenery Kit S1488

- Includes a variety of landscape products, such as Realistic Water, Water Effects, Fine-Leaf Foliage, Dead Fall and more
- Designed for River Pass Layout Kit, but will cover any 4 x 8-foot (121 cm x 243 cm) layout
- More than 40 products included
- Adapts to scales Z through O

Train not included



Decals & Graphics



Dry Transfer Burnisher DT600

- Use to transfer decals from the carrier sheet to any surface
- Made of a smooth-gliding plastic
- Has two points: a fine point for small Dry Transfers and a wide blade with a chisel for burnishing larger areas and working Dry Transfer Decals into textures



Dry Transfer Decals


Dry Transfer Decals are genuine artwork representing a wide variety of shapes, sizes and colors. They are the quick and easy way to add graphics to your hobby projects! Depending on the specific application, decals are suitable for O, HO and N scale. The wide range of full color designs adds detail and realism to buildings, fences, signs and boxcars.



Series One D245



Tavern, Gas Station & Commercial Signs DT551



Assorted Business Signs DT552



R.E.A., Depot & Advertising Signs DT553



Product & Advertising Signs DT554



Road, Product & Burma-Shave Signs DT555




Assorted Logos & Advertising Signs DT556



Data/Warning Labels & Commercial Signs DT557



Assorted Products & Business Signs DT559



Crate Labels & Warning Signs DT560




1960s Signs & Posters DT561




1950s Signs & Posters DT562



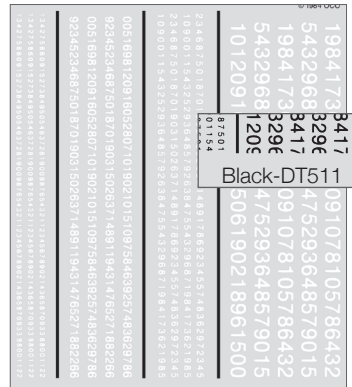
1940s Signs & Posters DT563




R.R. Gothic-White
DT507 1/16" (1.5 mm), 3/32" (2.3 mm),
1/8" (3.1 mm), 3/16" (4.7 mm)




R.R. Roman Numbers-White
DT510 1/16" (1.5 mm), 3/32" (2.3 mm),
1/8" (3.1 mm), 3/16" (4.7 mm)




R.R. Gothic Numbers-White
DT512 1/16" (1.5 mm), 3/32" (2.3 mm),
1/8" (3.1 mm), 3/16" (4.7 mm)




Stripes - Red
DT515 1/64" (0.3 mm), 1/32" (0.7 mm),
1/16" (1.5 mm)



Tuscan & Playbill
DT501 1/8" (3.1 mm), 3/16" (4.7 mm)




Benton & Windsor
DT502 3/32" (2.3 mm), 1/8" (3.1 mm),
1/4" (6.3 mm), 3/16" (4.7 mm)




Gothic Outline & Sign Painter
DT503 3/16" (4.7 mm), 5/16" (7.9 mm)



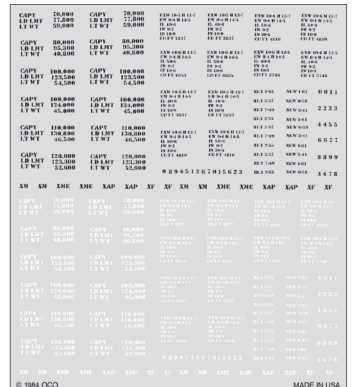
R.R. Roman Red/Gold
DT504 1/16" (1.5 mm), 3/32" (2.3 mm),
1/8" (3.1 mm), 3/16" (4.7 mm)



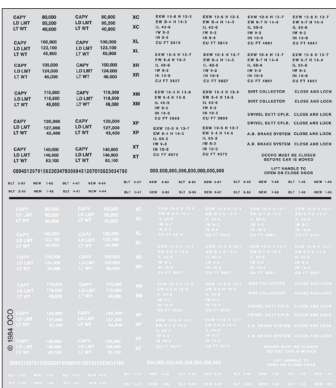
R.R. Roman - White
DT506 1/16" (1.5 mm), 3/32" (2.3 mm),
1/8" (3.1 mm), 3/16" (4.7 mm)




Railroad Heralds* DT558



Box Car Data-Roman Black/White (HO Scale) DT601



Box Car Data-Gothic Black/White (HO Scale) DT602



Union Pacific Box Cars* DT603



Santa Fe Box Cars El Capitan/Super Chief DT604



Santa Fe Box Cars Shock Control/Ship & Travel DT605

Decals & Graphics



Rock Island Box Cars Soft Touch/DF (HO Scale) DT606



BN and CB & Q Box Cars (HO Scale) DT607




Frisco Box Cars Ship it on the Frisco/Frisco Fast Freight (HO Scale) DT608



Southern Pacific Box Cars* (HO Scale) DT609




Great Northern Box Cars (HO Scale) DT610



Reefer Cars Armour/Miller/Hormel (HO Scale) DT611



Product Logos Mini-Series (N Scale) DT570



Railroad Signs* Mini-Series (N Scale) DT571




Business Signs Mini-Series (N Scale) DT572



Signs & Posters Mini-Series (N Scale) DT573



Service Station Signs Mini-Series (N Scale) DT574



Lettering Black & White Mini-Series (N Scale) DT575

* Products bearing Union Pacific, Southern Pacific and Rio Grande marks are made under trademark license from Union Pacific Railroad Company.

Transferring Decals


Position the Dry Transfer Decal and rub over the top with a burnisher or dull pencil.



Carefully remove the carrier sheet.



Place the backing paper over the Dry Transfer Decal and burnish again.



Dry Transfer Decals can be "weathered" with a light sanding or using other techniques.






Model Graphics® Dry Transfer Decals

Intricate detailing is quick, easy and realistic with Model Graphics Dry Transfer Decals. Place where desired and burnish. Model Graphics 64-sheet selection of Dry Transfer Decals contains 340 different alphabets, number sets and line assortments to satisfy the lettering and striping needs of every craftsman. Depending on the specific application, Model Graphics are suitable for O, HO and N scales.

Package contains one sheet. 5 5/8" x 8 1/4" (14.2 cm x 20.9 cm) Measurements shown in inches and millimeters.



Roman, R.R.
 M V H Q I S
 1/16 3/32 1/8 3/16 1/4 5/16
 1.5 2.3 3.1 4.7 6.3 7.9

Roman, R.R.
 MG701 (Black) MG702 (White)
 MG703 (Gold) MG704 (Red)
 MG705 (Yellow) MG706 (Silver)

Numbers Roman, R.R.
 3 6 9 2 4 8
 1/16 3/32 1/8 3/16 1/4 5/16
 1.5 2.3 3.1 4.7 6.3 7.9

Numbers Roman, R.R.
 MG707 (Black) MG708 (White)
 MG709 (Gold) MG710 (Red)
 MG711 (Yellow) MG712 (Silver)

Roman, R.R.
 N8 G1
 3/8 1/2
 9.5 12.7

Roman, R.R.
 MG713 (Black) MG714 (White)

Extended Roman, R.R.
 E A I Z Q
 1/16 3/32 1/8 3/16 1/4
 1.5 2.3 3.1 4.7 6.3

Extended Roman, R.R.
 MG715 (Black) MG716 (White)
 MG717 (Gold)

Condensed Roman, R.R.
 R V N S X R
 1/16 3/32 1/8 3/16 1/4 5/16
 1.5 2.3 3.1 4.7 6.3 7.9

Condensed Roman, R.R.
 MG718 (Black) MG719 (White)

Gothic, R.R.
 A D O B X J
 1/16 3/32 1/8 3/16 1/4 5/16
 1.5 2.3 3.1 4.7 6.3 7.9

Gothic, R.R.
 MG720 (Black) MG721 (White)
 MG722 (Gold) MG723 (Red)
 MG724 (Yellow) MG725 (Silver)

Numbers Gothic, R.R.
 1 3 5 7 9 0
 1/16 3/32 1/8 3/16 1/4 5/16
 1.5 2.3 3.1 4.7 6.3 7.9

Numbers Gothic, R.R.
 MG726 (Black) MG727 (White)
 MG728 (Gold) MG729 (Red)
 MG730 (Yellow) MG731 (Silver)

Gothic, R.R.
 F2 L3
 3/8 1/2
 9.5 12.7

Gothic, R.R.
 MG732 (Black) MG733 (White)

Extended Gothic, R.R.
 P U K W E
 1/16 3/32 1/8 3/16 1/4
 1.5 2.3 3.1 4.7 6.3

Extended Gothic, R.R.
 MG734 (Black) MG735 (White)
 MG736 (Gold)

Condensed Gothic, R.R.
 J M S I K E
 1/16 3/32 1/8 3/16 1/4 5/16
 1.5 2.3 3.1 4.7 6.3 7.9

Condensed Gothic, R.R.
 MG737 (Black) MG738 (White)

45° USA Gothic
 B G U S O A
 1/16 3/32 1/8 3/16 1/4 5/16
 1.5 2.3 3.1 4.7 6.3 7.9

45° USA Gothic
 MG739 (Black) MG740 (White)
 MG741 (Red) MG742 (Yellow)
 MG743 (Silver)

45° USA Gothic
 G3 S9
 3/8 1/2
 9.5 12.7

45° USA Gothic
 MG744 (Black) MG745 (White)

Numbers 45° USA Gothic
 0 9 7 5 2 8
 1/16 3/32 1/8 3/16 1/4 5/16
 1.5 2.3 3.1 4.7 6.3 7.9

Numbers 45° USA Gothic
 MG746 (Black) MG747 (White)
 MG748 (Red) MG749 (Yellow)
 MG750 (Silver)

Stencil & Block Roman
 P K T S N G
 3/32 1/8 1/4 3/32 1/8 1/4
 2.3 3.1 6.3 2.3 3.1 6.3

Stencil & Block Roman
 MG751 (Black) MG752 (White)
 MG753 (Red) MG754 (Yellow)

Script & Old English
 K9 P7 08 F1
 3/16 5/16 3/16 5/16
 4.7 7.9 4.7 7.9

Script & Old English
 MG755 (Black) MG756 (White)
 MG757 (Gold) MG758 (Silver)

Stripes
 0.01 1/64 0.02 1/32 3/64
 0.25 0.39 0.5 0.79 1.19

Stripes
 MG759 (Black) MG760 (White)
 MG761 (Gold) MG762 (Red)
 MG763 (Yellow) MG764 (Silver)




Tidy Track® Rail & Wheel Maintenance System

Tidy Track makes it a breeze to clean and maintain your track. Fast and easy Tidy Track works for N, HO and three-rail O scale and includes all you need to save time, money and keep your trains running on schedule.

ONLINE VIDEOS


TRACK MAINTENANCE



Perfect for hard-to-reach areas



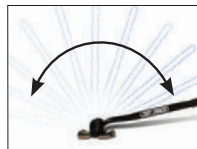
Ergonomic design



Holds Tidy Track pads



Locks in place or swivels



Pivoting handle design

Rail Tracker™ Cleaning Kit TT4550

Clean track with your eyes closed. It's that easy! The Rail Tracker cleaning tool actually follows the track and hugs the rail while you clean. Kit includes all you need to clean and maintain your track. Package doubles as a tray for storage.

- Easy, self-guiding system
- Clean hard-to-reach areas
- Replacement pads available

Patented Product



REPLACEMENTS

Rescue Pads™ TT4551

Use for corrective maintenance and track repair.

- 2 Replacement pads
- For semi-annual cleaning
- Removes heavy build-up

Patented Product



Maintenance Pads TT4552

Use to remove dirt and smooth imperfections.

- 2 Replacement pads
- For routine cleaning
- Removes grime and oxidation

Patented Product



Cleaning & Finishing Pads TT4553

Use with Clean Track Solution for final clean and finish.

- 8 cleaning pads and 8 finishing pads
- Use with Clean Track Solution
- Remove dirt and make ready for operation



ACCESSORIES

Rail Pal™ TT4575

Use to smooth track imperfections and remove dirt and track contaminants, such as paint, adhesives and grime.

- 2-sided for light and heavy cleaning
- Handy for quick fixes
- Does not crumble

1/pkg



Dust Monkeys®

TT4570 (N Scale) TT4571 (HO Scale)

Maintain a clean track by removing dust accumulation during regular operation.

- Dusts track continually
- Attaches to rolling stock
- Hangs from axle out of sight

4/pkg






WHEEL MAINTENANCE



Clean all wheels at once



Replaceable pads



Soft pads won't scratch wheels



Power from track or transformer

Roto Wheel Cleaner™ TT4560 (N Scale) TT4561 (HO Scale)

No more tedious wheel cleaning. Clean locomotives and rolling stock wheels quickly, without scratching.

- Clean all wheels at once quickly
- Power from transformer or track
- Includes replacement pads
- Works with DC and DCC operating systems
- No cleaning solution needed

Patented Product



Clean Track Solution™ TT4554

Use with Cleaning & Finishing Pads. Non-toxic, non-corrosive and water-soluble.

- Cleans track for improved conductivity
- Safe for scenery
- Non-toxic

1.85 fl oz (54.7 mL)



Roto Pads™ TT4562

Replacement Cleaning and Scrubbing pads for Roto Wheel Cleaner.

- Easy to apply
- Will not scratch wheels
- For N and HO scale

Cleaning Pads - 76 3/4" (194 cm)
Scrubbing Pads - 25 1/2" (64.7 cm)



Track Painters

Use before or after installation to model track as realistic as the rest of the layout.

- Quick and easy
- Paints metal and plastic
- Works for all scales
- Includes replacement tip

10 mL (0.33 fl oz)



Steel Rail TT4580

Paint rails, plates and spikes a realistic steel color



Rusty Rail TT4581

Paint rails, plates and spikes a realistic rust color



Weathered Tie TT4582

Paint ties a realistic matte finish

Fasteners & Lubricants

Hob-Bits®

High-quality brass machine screws, nuts and washers. Machine screws come in four sizes and styles. They are the ideal precision fasteners for countless hobby projects. Hob-Bits tools include wrenches, taps and dies to accommodate four sizes.



Round Head Screws

5 per pkg



No.	Size	Length
H801	00-90	1/8"
H802	00-90	1/4"
H803	00-90	3/8"
H804	00-90	1/2"
H805	0-80	1/8"
H806	0-80	1/4"
H807	0-80	3/8"
H808	0-80	1/2"
H809	1-72	1/8"
H810	1-72	1/4"
H811	1-72	3/8"
H812	1-72	1/2"
H813	2-56	1/8"
H814	2-56	1/4"
H815	2-56	3/8"
H816	2-56	1/2"

Fillister Head Screws

5 per pkg



No.	Size	Length
H821	00-90	1/8"
H822	00-90	1/4"
H823	00-90	3/8"
H824	00-90	1/2"
H825	0-80	1/8"
H826	0-80	1/4"
H827	0-80	3/8"
H828	0-80	1/2"
H829	1-72	1/8"
H830	1-72	1/4"
H831	1-72	3/8"
H832	1-72	1/2"
H833	2-56	1/8"
H834	2-56	1/4"
H835	2-56	3/8"
H836	2-56	1/2"

Flat Head Screws

5 per pkg



No.	Size	Length
H841	00-90	1/8"
H842	00-90	1/4"
H843	00-90	3/8"
H844	00-90	1/2"
H845	0-80	1/8"
H846	0-80	1/4"
H847	0-80	3/8"
H848	0-80	1/2"
H849	1-72	1/8"
H850	1-72	1/4"
H851	1-72	3/8"
H852	1-72	1/2"
H853	2-56	1/8"
H854	2-56	1/4"
H855	2-56	3/8"
H856	2-56	1/2"

Hex Head Screws

5 per pkg



No.	Size	Length
H861	00-90	1/8"
H862	00-90	1/4"
H863	00-90	3/8"
H864	00-90	1/2"
H865	0-80	1/8"
H866	0-80	1/4"
H867	0-80	3/8"
H868	0-80	1/2"
H869	1-72	1/8"
H870	1-72	1/4"
H871	1-72	3/8"
H872	1-72	1/2"
H873	2-56	1/8"
H874	2-56	1/4"
H875	2-56	3/8"
H876	2-56	1/2"

Dies

1 per pkg



No.	Size
H877	00-90
H878	0-80
H879	1-72
H880	2-56

Hex Nuts

5 per pkg



No.	Size
H881	00-90
H882	0-80
H883	1-72
H884	2-56

Wrenches

1 per pkg



No.	Size
H885	00-90
H886	0-80
H887	1-72
H888	2-56

Washers

5 per pkg



No.	Size
H891	00-90
H892	0-80
H893	1-72
H894	2-56

Taps

1 per pkg



No.	Size
H895	00-90
H896	0-80
H897	1-72
H898	2-56

Hob-E-Lube® Premium Oils

These oils are plastic and paint compatible. They include a metal cap and 2 1/4" (5.71 cm) stainless steel needle applicator for hard-to-reach areas.

0.5 fl oz (14.7 mL)



Ultra-Lite Oil HL661

Contains proven anti-wear additives. Use on HO and smaller scales of model trains, precision instruments or where a light oil is needed.

Lite Oil HL662

Multi-viscosity additives for trouble-free operation, even at extreme temperatures. Great for home and workshop applications.

Medium Oil HL663


Prevents metal contact and surface scuffing. Specially formulated for use on R/C cars, airplanes, boats and HO scale and larger model trains.

Gear Lube HL664

A true gear lubricant, where tough, lasting gear oil is needed.

Hob-E-Lube® Lubricants

Use these lubricants on model trains and R/C cars, planes and boats.



Dry Graphite HL651

With Molybdenum. Dry Graphite will not collect dust, has good adherence properties and clings to sliding surfaces. Ideal for metal, wood, plastic and rubber. 6.5 g (0.22 oz)

Dry White Lube HL652

This non-staining lubricant will not conduct electricity or collect dust. Contains PTFE lubricant. Use on metal, wood, plastic and rubber. 3.5 g (0.12 oz)

Ultra-Lite Oil HL653

A light viscosity oil for small, precision parts. Penetrates and lubricates close-tolerance areas. Includes extension tube for hard-to-reach areas. 0.5 fl oz (14.7 mL)

Lite Oil HL654

Multi-viscosity oil with an additive that reduces its tendency to thin out at high temperatures. Good general-purpose hobby lubricant for most light to medium load-bearing applications. Includes extension tube for hard-to-reach areas. 0.5 fl oz (14.7 mL)

Gear Lube HL655

A tough, long-lasting, heavy-duty hobby lubricant with tack additive for anti-drip adherence. Stays put where applied. Use on small gears and linkages with high friction points. Includes extension tube for hard-to-reach areas. 0.5 fl oz (14.7 mL)

White Grease HL657

White grease is a clean, non-staining and heavy load bearing grease with the super-slippery properties of PTFE lubricant. It is waterproof and protects against corrosion. 9.35 g (0.32 oz)

Moly Grease HL656

Made with Molybdenum. Covers the entire surface and maintains viscosity at high temperatures. High load-bearing grease that stays put, providing maximum no-drop lubrication and corrosion protection with minimum washout under exposed conditions. Waterproof. 9.35 g (0.32 oz)

7-Pak Workbench Assortment HL650

This super-saver value includes all seven lubricants and instructions that match lubricants to specific applications.



SCENE⁺ARAMA[®]



Scene-A-Rama

Scene-A-Rama School Projects

Create an A+ project every time! Scene-A-Rama products are specifically designed to stimulate creativity and help students build dioramas, displays and various arts and crafts. Scene-A-Rama provides easy-to-use materials and loads of helpful video demonstrations, ideas, tips and techniques. All Scene-A-Rama products are ASTM certified non-toxic.

For any subject – social studies, math, science, language arts, history, etc!

For any student – grade school to high school, college and beyond!


For any project – volcanoes, masks, Native American villages, storybooks, missions, pyramids and more!

Project Book SP4170

If you can imagine it, you can make it! The Project Book provides the inspiration and motivation to build amazing dioramas and displays for A+ school projects.

- Bright, full-color photos and illustrations
- Loads of project ideas
- Modeling basics, tips and techniques

84 full-color pages




A+ Projects & Dioramas: The Student's Handbook SP4171

Complete modeling resource. Design and create one-of-a-kind school projects, dioramas and displays or just have fun with arts and crafts at home.

The Step-by-Step Projects section presents colorful easy-to-follow, illustrated instructions to make 34 different projects for science, social studies, history and other subjects. Complete a project exactly as presented or change it easily to fit your assignment and your imagination!

The Tips, Techniques & Templates section illustrates more than 250 simple tips and techniques, key to using Scene-A-Rama materials. Once understood, students can apply these techniques to other projects easily or make changes to one of the illustrated examples.

202 full-color pages



The Project Book is available for purchase or as a free download at woodlandscenics.com.



Pop-Up Display SP4168

Instantly create a base with three-sided backdrop for your diorama, display or other project. Ready to paint, add landscape and other details.

Project Area

10 3/4" w x 7 3/8" d x 7 1/2" h (27.3 cm x 18.7 cm x 19 cm)



ShowBox™ SP4167

The ShowBox is compact and great for shoebox dioramas, displays and more. Build the diorama inside and paint or decorate the outside.

- Made of sturdy, durable material
- Two labels included for project identification

Overall Size

13 1/2" w x 4 3/8" d x 10" h (34.2 cm x 11.1 cm x 25.4 cm)

Project Area

13" w x 4 1/4" d x 8 1/2" h (33 cm x 10.7 cm x 21.5 cm)

Project Base & Backdrop

The Project Base is the perfect foundation for your diorama or display. The Backdrop fits snugly into the grooves on the molded black base and provides a durable backdrop for painting, decoration and labeling.

- Two sizes available
- Cut Backdrop to any shape
- Molded placard on Base for labeling your project
- Includes easy instructions and three project identification labels



Large SP4165

Overall Size

17 3/8" w x 12 3/16" d x 12 13/16" h (44.1 cm x 30.9 cm x 32.5 cm)

Project Area

16" w x 10 3/4" d x 10 7/8" h (40.6 cm x 27.3 cm x 27.6 cm)



Small SP4166

Overall Size

12 3/16" w x 8 13/16" d x 9 1/4" h (30.9 cm x 22.3 cm x 23.4 cm)

Project Area

10 9/16" w x 7 1/4" d x 7 1/4" h (26.8 cm x 18.4 cm x 18.4 cm)


Complete Diorama Kit: Buildings SP4197

Get creative! Use this versatile kit to build various types of structures on a flat, landscaped surface with roads and/or paths. Kit contents include a Pop-up Display, ReadyGrass Vinyl Mat and a variety of landscape materials to make bushes, rocks and more!

Project Area

10 3/4" w x 7 3/8" d x 7 1/2" h (27.3 cm x 18.7 cm x 19 cm)

WARNING: Choking Hazard! Small parts. Not intended for children under 3 yrs. Adult supervision required.




Scene-A-Rama

Flat Surface Diorama Kits

These two kits include the materials needed to landscape flat, grassy or sandy terrain. Includes enough materials to cover the Large Project Base or other 16" w x 10 3/4" d (40.6 cm x 27.3 cm) area.

ONLINE VIDEOS



Basic Diorama Kit SP4110

Use the Basic Diorama Kit to landscape flat, green dioramas or displays. Kit contains the scenery materials needed to make plains, prairies, grasslands, farmlands, woods and meadows.

Base sold separately.

⚠ WARNING: Sharp Objects! Choking Hazard! Small Parts. Not intended for children under 3 yrs. Adult supervision required.




Desert Oasis Diorama Kit SP4112


Use the Desert Oasis Diorama Kit to landscape flat, sandy dioramas or displays. Kit contains the scenery materials needed to make prehistoric habitats, shorelines, wastelands, beaches, missions or deserts.

Base sold separately.

⚠ WARNING: Sharp Objects! Choking Hazard! Small Parts. Not intended for children under 3 yrs. Adult supervision required.



ReadyGrass Vinyl Mat
Make grassy or sandy surfaces. Attach with Sticky Bond or Project Glue.




Add Accents
Sprinkle to model dirt paths, low grasses and foliage highlights.




Foliage Fiber
Make ground cover, hedges, vines and ivy.



Plant Trees
Give your diorama depth and realism.



Add Bushes
Add realistic shrubs and other foliage to your diorama.





Plant Wild Grass
Model tall grasses on land or standing in water.

ONLINE VIDEOS

Mountain and Water Diorama Kits

These two kits include the materials needed to create mountains or rolling hills. The Mountain Diorama Kit features rock outcroppings, and the Water Diorama Kit features water areas. Includes enough materials to cover the Large Project Base or other 16" w x 10 3/4" d (40.6 cm x 27.3 cm) area.



Mountain Diorama Kit SP4111

Use the Mountain Diorama Kit to landscape mountains or hilly dioramas and displays. A volcano tube is included for building an erupting volcano.

Base sold separately.

⚠ WARNING: Sharp Objects! Choking Hazard! Small Parts. Not intended for children under 3 yrs. Adult supervision required.

Water Diorama Kit SP4113

Use the Water Diorama Kit to landscape dioramas and displays with water. Kit includes the materials needed to model various types of still or moving water.

Base sold separately.

⚠ WARNING: Choking Hazard! Small Parts. Not intended for children under 3 yrs. Adult supervision required.




Side Panels

Create the perimeter and form your diorama contours.



Newspaper Wads

Stack to build hills, mountains or even volcanoes, then cover with Plaster Cloth.



Plaster Cloth

Create a hard shell land surface for grasses, bushes, trees and other foliage.




Rocks

Add rocks, outcroppings, cliffs, riverbanks and more.



Earth Undercoat

Create an earth-colored base for all of your landscape.



Add Foliage

Make your diorama come alive with realistic-looking bushes and shrubs.

Accents

Use these five Accents to enhance dioramas and displays with special features.

- Add grasses, bushes, vines and other foliage
- Make, add and color realistic rock formations
- Create spectacular waterfalls, rapids, ponds and lakes
- Add an assortment of cacti and other desert plants
- Make snowdrifts, snow dustings, icy ponds and icicles



Foliage & Grasses SP4120
Enhance your diorama or display with scenery. Model short and tall grasses, bushes, ivy, flowers, other foliage, trees, roads and paths.



Rock Making Kit SP4121
Enhance your diorama or display with rocky areas. Model mountains, outcroppings, rock debris, lava flows and cliffs.



Ripplin' Water Kit SP4122
Enhance your diorama or display with still or moving water. Model ponds, rapids, waterfalls and frozen water.



Winter Effects SP4123
Enhance your diorama or display with frigid, snowy or icy weather detail. Model snow drifts, icebergs and icicles.



Desert Plants SP4124
Enhance your diorama or display with desert cacti and arid vegetation. Model flowering cacti, grasses, sage and scrub brush.

Scenery & Adhesives

These new scenery items are sized and priced just right for small projects, crafts and dioramas. They complement existing Scene-A-Rama products and kits, providing even more landscape options when planning projects. Multipurpose adhesives were formulated specifically for Scene-A-Rama.

Scenery

SP4180-SP4191
Twelve individually-packaged scenery items and landscape accents.

3.6 in³ (58.9 cm³)
Wild Grass 2 g (0.07 oz)



WARNING: Choking Hazard! Small Parts. Not intended for children under 3 yrs. Adult supervision required.




Grass SP4180



Earth SP4181



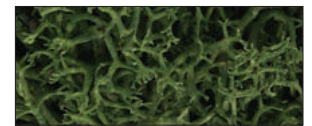
Soil SP4182




Low Growth SP4183



Bushes SP4184




Plants SP4185




Wild Grass SP4186



Snow SP4187



Flowers SP4188



Sand SP4189



Gravel SP4190



Rock SP4191



Project Glue™ SP4142
Use Project Glue to glue trees, bushes, paper and more to your school project. Glue comes in a plastic squeeze bottle with a twist top for easy application.
3 fl oz (88.7 mL)

⚠ WARNING: Choking Hazard! Small Parts. Not intended for children under 3 yrs. Adult supervision required.



Sticky Bond® SP4143
Sticky Bond is a contact adhesive. Use to attach ReadyGrass Vinyl Mats to Project Bases. Multipurpose glue comes in a plastic bottle with a brush applicator.
2 fl oz (59.1 mL)

⚠ WARNING: Choking Hazard! Small Parts. Not intended for children under 3 yrs. Adult supervision required.



Scenic Spray Glue™ SP4192
Specially formulated adhesive used to adhere landscape materials to terrain, affix foliage to tree armatures and to seal finished projects. Bottled in a convenient spray applicator.
1.85 fl oz (54.7 mL)

⚠ WARNING: Choking Hazard! Small Parts. Not intended for children under 3 yrs. Adult supervision required.



Blue Realistic Water™ SP4195
Pretinted and ready to model realistic water features. Use to model rivers, streams, ponds, lakes, puddles and more.
2 fl oz (59.1 mL)

⚠ WARNING: Choking Hazard! Small Parts. Not intended for children under 3 yrs. Adult supervision required.



Trees

Choose from four tree types that model trees located most anywhere: Green Deciduous, Autumn Deciduous, Conifer or Palm. Install trees on your diorama with Project Glue or Sticky Bond.

- Place temporarily or plant permanently
- Optional base included

⚠ WARNING: Sharp objects! Choking Hazard! Small Parts. Not intended for children under 3 yrs. Adult supervision required.



Mini Deciduous Trees SP4148 (8/pkg)
3/4" - 1 1/4" (1.9 cm - 3.17 cm)



Large Deciduous Trees SP4149 (3/pkg)
4" - 5" (10.1 cm - 12.7 cm)



Deciduous Trees SP4150 (4/pkg)
2" - 3" (5.08 cm - 7.62 cm)




Conifer Trees SP4151 (4/pkg)
4" - 6" (10.1 cm - 15.2 cm)



Autumn Trees SP4153 (4/pkg)
2" - 3" (5.08 cm - 7.62 cm)



Evergreen Trees SP4154 (5/pkg)
2" - 3 1/2" (5.08 cm - 8.89 cm)



Palm Trees SP4152 (6/pkg)
3" - 5" (7.62 cm - 12.7 cm)

Tree Kits



Small Tree Kit SP4193
Kit includes Foliage and 5 plastic, bendable Armatures with planting pin. Optional bases included.
Tree size 1 1/4" to 3" (3.17 cm to 7.62 cm)

⚠ WARNING: Sharp Objects! Choking Hazard! Small Parts. Not intended for children under 3 yrs. Adult supervision required.



Large Tree Kit SP4194
Kit includes Foliage and 3 plastic, bendable Armatures with planting pin. Optional bases included.
Tree size 3" to 4" (7.62 cm to 10.1 cm)

⚠ WARNING: Sharp Objects! Choking Hazard! Small Parts. Not intended for children under 3 yrs. Adult supervision required.



Scene-A-Rama

ReadyGrass® Vinyl Mats

Making flat, landscaped surfaces on projects and dioramas is as easy as rolling out a ReadyGrass Vinyl Mat. Durable, non-shredding mats make a great display surface for your Project Base & Backdrop or Pop-Up Display.

- Create grassy areas, deserts or shorelines
- Scrape turf to make areas for roads, water and walkways



Green Grass

SP4161
10 3/4" x 16 1/4" (27.3 cm x 41.2 cm)
SP4158
10 11/16" x 7 5/16" (27.1 cm x 18.5 cm)



Summer Grass

SP4160
10 3/4" x 16 1/4" (27.3 cm x 41.2 cm)



Desert Sand

SP4162
10 3/4" x 16 1/4" (27.3 cm x 41.2 cm)
SP4159
10 11/16" x 7 5/16" (27.1 cm x 18.5 cm)



Forest Grass

SP4163
10 3/4" x 16 1/4" (27.3 cm x 41.2 cm)

Patented Product



ONLINE VIDEO



Plaster Cloth SP4140

Plaster Cloth is versatile, fun and easy to use! Apply wet Plaster Cloth to paper wads, balloons and other forms to make lightweight, hard shell terrain, masks and other shapes.

- Easy to apply
- Dries quickly
- Easy to paint
- Forms to any shape
- Non-toxic

8 in x 3.75 yd, 7.5 sq ft (20.3 cm x 3.42 m, 69.6 sq dm)



Lava Flows

Casting Plaster SP4141

Use Casting Plaster to make rocks, lava and casts of almost anything. Mix according to easy package instructions.

- Rock outcroppings and cliffs
- Make lava flows
- Cast fossils, animal paw prints and tire tracks

Net Wt 8 oz (0.22 kg)

WARNING: Choking Hazard! Small Parts. Not intended for children under 3 yrs. Adult supervision required.



Animal Prints



Building & Structure Kit SP4130

Use the assortment of materials to construct buildings and structures for your diorama or display. Create and add special textures using simple techniques explained in the easy-to-follow instructions.

- Geometric shapes
- Pyramids, tepees
- Covered wagons
- Missions and much more



WARNING: Sharp Objects! Choking Hazard! Small parts. Not intended for children under 3 yrs. Adult supervision required.

Building Textures

Illustrated instructions show you how to make a wide variety of building textures with simple techniques.

ONLINE VIDEO



Bricks



Cinder Blocks



Shingles



Flat Stone



Round Stone



Metal



Large Siding



Small Siding



Logs



Terra-cotta

Horizon & Detail Kit SP4132

Create spectacular backgrounds! Paint beautiful horizons and make three-dimensional backgrounds with Plaster Cloth, Foliage Fiber and White Fiber. Add landscape and create realistic trees!

- Make backgrounds for any scene
- Make and suspend clouds
- Create textured effects and 3-D backdrops



WARNING: Sharp Objects! Choking Hazard! Small parts. Not intended for children under 3 yrs. Adult supervision required.

Sculpting Kit SP4131

Sculpt, paint, detail and add texture to figures, animals, birds, planets and much more! Bring your creatures to life with Fun Fur!

- Sculpt plants and animals
- Make shapes



ONLINE VIDEO



WARNING: Sharp Objects! Choking Hazard! Small parts. Not intended for children under 3 yrs. Adult supervision required.

Theme Kits

Theme Kits allow students to easily add a fun feature to school projects, dioramas and displays. These kits were designed to fit either the Large or Small Base & Backdrop and are great for last minute projects, crafts, play scenes and more!

- Mess free
- Quick assembly
- No scissors or glue required



Tepee Village Kit SP4133

Kit makes 3 teepees, 2 canoes, 4 paddles, 2 animal hides and 2 fire pits



Castle Kit SP4134

Kit makes 1 castle with drawbridge, 2 interior scenes, 2 horses and 6 decorative flags



Volcano Kit SP4135

Kit makes 1 volcano, ash clouds, magma chamber, lava and 8 labels



Pyramid Kit SP4136

Kit makes 3 full pyramids, 1 cut-away pyramid and 1 boat



Ancient Ruins Kit SP4137

Kit makes 2 temples and 3 column samples



Energy Efficient Kit SP4138

Kit makes 1 earth sheltered house, 1 greenhouse, 2 wind turbines, 2 ground solar panels and 2 roof solar panels



Cabin Kit SP4239

Kit makes 1 cabin, outhouse, shed, canoe and firewood pile



Pioneer Kit SP4240

Kit makes 2 wagons, wagon covers, mules and horses



Farm Kit SP4241

Kit makes 1 barn, silo and shed



Ocean Kit SP4242

Kit makes 26 underwater creatures, 6 coral, 1 seaweed and 2 underwater terrains



Playhouse Kit SP4243

Kit makes 1 large playhouse and slide, 1 small playhouse with connecting bridge, doghouse and raft



Home Kit SP4244

Kit makes 1 house with a detachable garage

LandESCAPE Kits

Complete kits for kids and parents alike. LandESCAPES are a fast, easy and fun way to create a diorama straight out of your imagination. These kits are full of materials that will whisk you away to a land of adventure. Kit contents include multiple colors and textures of landscaping materials and details to bring the scene to life. LandESCAPE kits come with easy to follow instructions to ensure success and realism.



Shipwrecked SP4260

You never know what you might find when you stumble across a shipwreck. Were they pirates, fishermen caught in a storm, or explorers who took a wrong turn? Use your imagination to create a scene worthy of the movies, complete with palm trees, remnants of a boat, sand and more.



Build Shipwrecked

Bend Shaper Sheet to form base.




Apply Shaper Sheet Plaster then color with Earth Colors.



Attach boat remnants and sand.



Add landscape and trees to detail diorama.





Dinosaur Ridge SP4261

A pterodactyl soars over the ridge while hungry herbivores feast on vegetation like vines, bushes, trees and more. Use your imagination, along with the included terrain and landscaping materials, to create a world straight out of the prehistoric era.



Build Dinosaur Ridge

Bend Shaper Sheet to form base.



Apply Shaper Sheet Plaster then color with Earth Colors.



Add landscape to detail diorama.



Attach trees and dinosaurs to complete.



Scene Setters®

Bring your school projects and dioramas to life! Scene Setters are collections of themed sets of people, animals and specialized items sized just right for dioramas, displays and other projects. Packaging includes educational information for each set of Scene Setters.



Egyptian Culture SP4441



Castle Dwellers SP4442



Native Americans SP4443



Native American Hunt SP4444



American Civil War Soldiers SP4445



African Wildlife SP4446



Marine Life SP4447



North American Wildlife SP4449



Prehistoric Life SP4450



Young Adults SP4451



Family SP4452



Friars/Monks SP4453



Alternative Energy SP4448



Revolutionary War Soldiers SP4454



Diorama shown with Native Americans (SP4443) Scene Setters.

Project Packs™

ONLINE
VIDEO

Create A+ school projects with Project Packs. Build science or art fair displays, produce museum-quality dioramas or just have fun on a rainy day! The included materials and a little creativity are all you need to have fun and design and build that A+ project easily!

Native American Village SP4280

Duplicate your favorite Native American village or use your imagination and model your own. Realistic Water, landscape and trails make your tepee scene come alive with the spirit of the people who lived there!



Erupting Volcano SP4281

Form a cinder cone, caldera, cutaway or active island volcano! Use your imagination, along with all the terrain, landscape material and eruption mixture for an explosion of fun!



Creative Mask & More SP4282

Model a mask, sculpture, art display, history project or another awesome creation. Wet the fun, flexible fabric, let it dry and harden and then enhance with colorful paint and decorative details.



Cell Structure SP4283

Create your own, unique microscopic world! Plant, animal, bacteria cell...you decide! Choose your cell type and start modeling a cool, science project with fun and easy-to-use materials!



Scene-A-Rama

Classroom Packs™

Classroom Packs include everything needed to create projects that engage students in the lesson, reinforce what they learn and foster a fun educational environment! Each pack contains a teacher's guide and the materials for 12 complete projects. Projects are designed to aid students in meeting national education standards.



ONLINE VIDEO

Tepee Village SP4250

This four-session project allows students to create their own village using the knowledge learned in their American history studies. Fun, hands-on planning and design inspire students to remember the lesson!

This project is designed to aid students in meeting the expectations of national social sciences standards.



Erupting Volcano SP4251

This four-session project makes any classroom explode with total student involvement! Create fun, interactive volcanoes that actually erupt, sending student knowledge and retention skyrocketing!

This project is designed to aid students in meeting the expectations of national science education standards for Earth sciences.



Creative Mask SP4252

This three-session project helps students learn cultural influences and artistic design - all rolled into one cool, creative and stimulating school project. From functional to decorative, your class will come alive with unique, fun masks!


This project is designed to aid students in meeting the expectations of both the national standards for arts education and national social sciences standards.



Cell Structure SP4253

This five-session project allows students to create their own cell, according to the class lesson plan. From the nucleus to the ribosome, reinforce the fundamental elements of any cell type!

This project is designed to aid students in meeting expectations of the national science education standards for life sciences.





PINECAR®





PineCar Racers®

PineCar Racers are small models built to specific dimensions and raced by gravity down an inclined track. PineCar is a leading supplier of these small racers and all the accessories. Our selection of car bodies, weights, speed accessories, tools and body customizing details give racers a fair chance to compete and help them make the hottest looking car on the track. All PineCar products include easy, step-by-step instructions and you'll find helpful how-to videos at pinecar.com.

BSA®, Kub Kar™ and RA Racer® compliant when used with approved wheels and axles. Local race rules may vary.

How-To Book P383

Learn the principles of design for both speed and style. This 82-page booklet includes instructions for cutting out PineCar racers, painting and detailing tips and speed techniques.



Program Guide P450

Fully illustrated, 19-page booklet offers step-by-step instructions for selecting racer kits and planning, organizing and conducting a PineCar or Sailboat racing event.



Building PineCar Racers

DVD P3941

Learn how to build a winning racer. This comprehensive video includes step-by-step instructions beginning with a wood block and advancing through the designing, cutting, shaping and finishing stages. *Approximately 45 minutes*



Bodies and Kits

It all starts with the basic wood block or wedge. Both are cut from the best fine-grain, soft wood, so carving a racer design is easy. Choose a kit and add accessories and speed equipment to make a winning racer. All wedges, blocks and precut options have predrilled axle grooves. Official BSA wheels and axles fit all PineCar Racers



PineCar Racer Basic Kit P370

Includes a wood block, wheels and axles.

1 3/4" w x 7" l (4.44 cm x 17.7 cm)

Racer shown was made with PineCar Racer Basic Kit (P370) and Dry Transfer Decals Hot Rod (P314).




PineCar Racer Wedge Kit P369

Ready to go. No tools required. Just sand, paint and decorate. Includes a wedge, wheels and axles.

1 3/4" w x 7" l (4.44 cm x 17.7 cm)

Racer shown was made with Wedge Kit (P369) and Dry Transfer Decals Dragonfire (P308).



Speed Racer Kit P3935

Aerodynamics, weight distribution and airflow help give this racer a winning edge. Kit includes axles, wheels, racer body, a lead-free cavity weight and top weight with screws.

1 3/4" w x 7" l (4.44 cm x 17.7 cm)

Sandpaper, lubricant and paint not included.

⚠ WARNING: Sharp Objects! Choking Hazard! Small Parts. Not intended for children under 3 yrs. Adult supervision required.

⚠ WARNING: Sharp Objects! Choking Hazard! Small Parts. Not intended for children under 3 yrs. Adult supervision required.

⚠ WARNING: Sharp Objects! Choking Hazard! Small Parts. Not intended for children under 3 yrs. Adult supervision required.

Block P361

- Make your own unique racer body, or use as a replacement block
- Also use to cut out fenders or other add-on parts

1 3/4" w x 7" l (4.44 cm x 17.7 cm)



Wedge P360

- Make your own unique racer body, use as a replacement wedge or use as is
- Also use to cut out fenders or other add-on parts

1 3/4" w x 7" l (4.44 cm x 17.7 cm)



Pre-Cut Designs™

Rough-cut, unfinished shapes for those who want a great-looking racer, but may not have the necessary woodworking tools or skills. The designs come in eight basic shapes. Finish by simply sanding, painting and detailing.

1 3/4" w x 7" l (4.44 cm x 17.7 cm)



Funnycar P362



Grand Prix P363



Roadster P364



Deuce Coupe P365



GT Sport P366



Dragster P367



GT Racer P3965



Truckster 4x4 P3966

ONLINE VIDEO

Aerodynamic Pre-Cut Designs™

These Pre-Cut Designs are low profile, aerodynamic blocks, rough-cut and ready-to-finish. Four Pre-Cuts have prepared cavities for round or flat weights and extra grooves for an optional extended wheelbase. Pre-Cuts are the perfect for those who want a great looking, great racing car, but may not have the necessary woodworking tools or skills.

1 3/4" w x 7" l (4.44 cm x 17.7 cm)



Hammerhead P3967




Stealth P3968



White Lightning P3969



The Blur P3970



Wafer P3972

ONLINE VIDEO

Full Body Pre-Cut Designs™

The rough-cut pine wood body with a hollowed-out core and balsa wood sides keep this full-body design lightweight. Six real car shapes available. Simply glue, shape, sand and paint.

Approx. 2 3/4" w x 6 1/2" l (6.98 cm x 16.5 cm)



Tuner Car P3962



Muscle Car P3963



Italian Sport P3964



Stock Car P3971



4x4 Truck P3973



American Classic P3974

Deluxe Car Kits

Each kit contains a different Pre-Cut Design body, Dry Transfer Decals, lead-free incremental weight with screws, wheels, axles and custom parts, such as headers, engines and pipes.

1 3/4" w x 7" l (4.44 cm x 17.7 cm)
 Lubricant, glue and paint not included



Turbo Funnycar P371



Formula Grand Prix P372



Wildfire Roadster P373



Bandit Coupe P374



GT Sport P375



Slingshot Dragster P376

Designer Kits™

Each kit includes a different template to cut a three-dimensional shape, plus prefabricated fenders and Dry Transfer Decals. All kits include a lead-free incremental weight with screws and black accent material to add realistic windows.

1 3/4" w x 7" l (4.44 cm x 17.7 cm)
 Block, wheels, axles and paint not included



Screamin' Eagle P413



Starfire P414




Batcar P415




Thunderbolt P416

Sand racer body.



Glue on body details.



Paint.



PineCar Racer Premium Kits

Great for any skill level and require only a few tools. Kits include one of six cool racing designs and everything needed to build and accessorize a winning racer. Includes Pre-Cut Design body, body details, wheels, axles, lead-free incremental weight with screws, sandpaper, sealer/paint, gloss finish, accent paints, paintbrushes and decals.

1 3/4" w x 7" l (4.44 cm x 17.7 cm)
 Lubricant and glue not included



Furious Racer P3945



Baja Racer P3946



Can Am Racer P3947



Muscle Car P3948



West Coast Growler P3949



Blue Venom P3950

Designer Kit With Wedge

Use the template provided to add prefabricated canopies, spoilers and other three-dimensional designer body details to the pre-cut wedge. Kit also includes Dry Transfer Decals, black accent material, racing wheels, axles and lead-free incremental weights with screws.

1 3/4" w x 7" l (4.44 cm x 17.7 cm)
 Paint and glue not included



Black Widow P420



The Avenger P421



Add decals and detail parts.



Apply gloss finish.



Attach wheels and weights.



Decorative Details

Gear up for a cool look! PineCar Decorative Details ignite imaginations with winning creativity. Add character and action to a block or wedge with canopies, drivers and other car parts. High quality graphic decals or body skins transform a plain racer into a sharp looking racing machine, or paint your car for a sleek showroom sparkle.

Complete Paint Systems

Complete Paint Systems include everything you need to sand, paint and finish your racer with high gloss finish. Available in five hot racing colors. Ideal for finishing wood, plastic or metal parts. Kits include sealer/paint, gloss finish, two accent colors, one paintbrush, one foam brush and 3 grits of sandpaper (80, 120 and 220).

Sealer/Paint 1 fl oz (29.5 mL)
 Gloss Finish 1 fl oz (29.5 mL)
 Accent Paints 0.07 fl oz (2.21 mL) ea



ONLINE VIDEO




Racer shown was made with Designer Kit with Wedge The Avenger (P421) and Complete Paint System Cool Blue (P3955).



Cool Blue P3955
 Accent paint: Silver/Black



Stealth Black P3956
 Accent paint: Silver/White



Flamin' Red P3957
 Accent paint: Silver/Black



Gear Rippin' Green P3958
 Accent paint: Silver/Black



Cosmic Yellow P3959
 Accent paint: Silver/Black

Custom Finishing Kits

Use these kits to finish wood, plastic or metal parts. Each kit includes three grits of sandpaper (80, 120 and 220), a sanding block, sealer/paint, gloss finish and an applicator. Available in 11 racing colors.

Sealer/Paint 0.8 fl oz (23.6 mL)
 Gloss Finish 0.8 fl oz (23.6 mL)

ONLINE VIDEO



Racer shown was made with Custom Finishing Kit Competition Red (P409), Aerodynamic Pre-Cut Design The Blur (P3970), a variety of Custom Parts and Dry Transfer Decal Freedom Forever (P4019).



Formula White
 P401



Indy Blue
 P403



Flame Red
 P404



GT Gray
 P405




Voodoo Black
 P406



Competition Orange
 P407



Daytona Blue
 P408



Competition Red
 P409



Competition Purple
 P410



Baja Yellow
 P411



Racing Green
 P412

Sanding Sealer and Wax P3960

Apply Sanding Sealer prior to painting your racer. It saturates wood pores and creates a surface sanded easily to a flawless finish, ready to paint. Works exceptionally well with spraypaint. Wax the painted surface for a showroom shine. 0.34 fl oz (10 mL) ea

⚠ WARNING: Choking Hazard! Small Parts. Not intended for children under 3 yrs. Adult supervision required.

ONLINE VIDEO



Truck shown was made with Pre-Cut Design Truckster 4x4 (P3966), Custom Parts Eliminator (P341) and Dry Transfer Decals Custom Designs (P318).

Wheel Flare® Rub-On Decals

Customize derby wheels and tires.

- Designed for left and right sides
- Fun, quick and easy to use
- Use a variety of combinations

Wheel Flares fit most derby wheels, including but not limited to PineCar, BSA®, Awana®, Kub Kar™, Royal Rangers®, Royal Ambassadors® and Boys Brigade™.



ONLINE VIDEO



Chrome P4063



Pride P4066



Green Snake P4064



Cyclone P4067



Fire Ball P4065



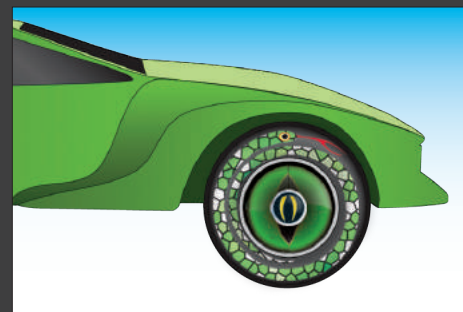
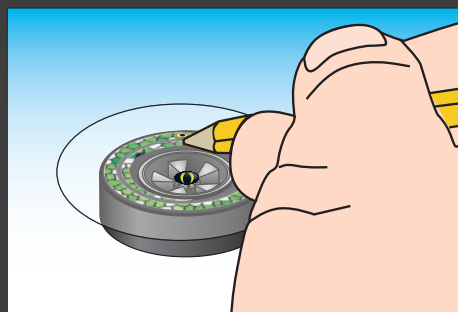
Juiced P4068



Rub on Decal.

Choose Wheel Cover.

Attach wheel to car.



Body Skin® Custom Transfers

Turn a plain racer into an awesome racing machine with a cool paint alternative. Wrap your winning racer with a Body Skin Custom Transfers design. Use as a complete wrap or to create accents and details. Product application is fast, easy and requires no artistic talent. Simply apply with a wet sponge. Black window material included.


Sheet size: 9 1/8" x 5 5/8" (23.1 cm x 14.2 cm)




ONLINE VIDEO



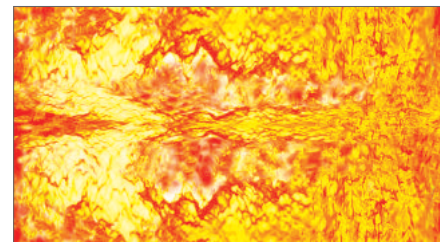
Racer shown was made with Aerodynamic Pre-Cut Design Stealth (P3968), driver's head and exhaust pipes from Custom Parts Formulator (P343) and Body Skin Custom Transfer Psychedelic (P3986).



Lightning Strikes P3975



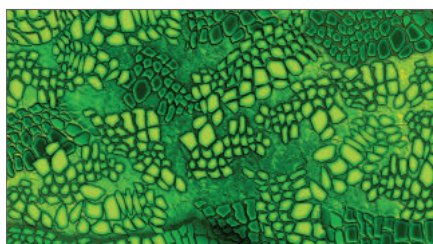
Smoke Screen P3976



Fire Starter P3977




Camouflage P3978



Gator P3979




Freedom Flag P3980



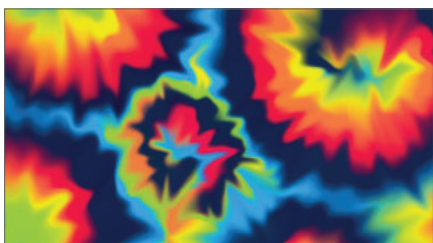
Illusion P3981



Safari P3982




Spider Web P3983



Tie Dye P3984



Pink Camo P3985



Psychedelic P3986

Colors may vary from actual product.

Use a wet sponge to adhere Body Skin.



Peel off backing sheet.



Use a wet sponge to smooth onto racer.



Dry Transfer Decals

The fastest and easiest way to customize a racer. These decals are high quality graphics, numbers and letters. Transfer to any texture and around contours, by rubbing them on with a dull pencil or burnisher.

Sheet size

4" x 5" (10.1 cm - 12.7 cm)

4" x 2 1/2" (10.1 cm - 6.35 cm)

ONLINE VIDEO




Racer shown was made with Pre-Cut Design Stealth (P3968) and Dry Transfer Decals Bad to the Bone (P4017).



Sponsors & Numbers P306
4" x 5" (10.1 cm - 12.7 cm)



Stripes & Flames P307
4" x 5" (10.1 cm - 12.7 cm)



Hot Rod P314
4" x 5" (10.1 cm - 12.7 cm)



Off Road P315
4" x 5" (10.1 cm - 12.7 cm)



Drag Racer P316
4" x 5" (10.1 cm - 12.7 cm)



Stockcar P317
4" x 5" (10.1 cm - 12.7 cm)



Custom Designs P318
4" x 5" (10.1 cm - 12.7 cm)



Formula P319
4" x 5" (10.1 cm - 12.7 cm)



Bad to the Bone P4017
4" x 5" (10.1 cm - 12.7 cm)

Color may vary from actual product.

Rub decal sheet with burnisher or dull pencil.




Remove backing sheet.





Flaming Dragon P4018
4" x 5" (10.1 cm - 12.7 cm)



Freedom Forever P4019
4" x 5" (10.1 cm - 12.7 cm)



Rockstar P4020
4" x 5" (10.1 cm - 12.7 cm)




Free Bird P4021
4" x 5" (10.1 cm - 12.7 cm)



Dragonfire P308
4" x 2 1/2" (10.1 cm - 6.35 cm)




Cobra P309
4" x 2 1/2" (10.1 cm - 6.35 cm)



Magnum P310
4" x 2 1/2" (10.1 cm - 6.35 cm)



Stinger P311
4" x 2 1/2" (10.1 cm - 6.35 cm)



Spyder P312
4" x 2 1/2" (10.1 cm - 6.35 cm)



Turbo P313
4" x 2 1/2" (10.1 cm - 6.35 cm)



Peace & Love P4022
4" x 2 1/2" (10.1 cm - 6.35 cm)



Rockin' Diva P4023
4" x 2 1/2" (10.1 cm - 6.35 cm)



Bold & Brave P4024
4" x 2 1/2" (10.1 cm - 6.35 cm)




Faith & Honor P4025
4" x 2 1/2" (10.1 cm - 6.35 cm)



True Love P4026
4" x 2 1/2" (10.1 cm - 6.35 cm)



Wolf P4027
4" x 5" (10.1 cm - 12.7 cm)



Bear P4028
4" x 5" (10.1 cm - 12.7 cm)




Tiger P4029
4" x 5" (10.1 cm - 12.7 cm)



Eagle P4030
4" x 5" (10.1 cm - 12.7 cm)



Scorpio P4006
4" x 5" (10.1 cm - 12.7 cm)



Neon Stripes P4007
4" x 5" (10.1 cm - 12.7 cm)



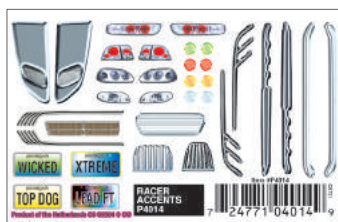
Blazin' Flames P4008
4" x 5" (10.1 cm - 12.7 cm)



Drago P4009
4" x 5" (10.1 cm - 12.7 cm)



Racer Accessories P4013
4" x 2 1/2" (10.1 cm - 6.35 cm)



Racer Accents P4014
4" x 2 1/2" (10.1 cm - 6.35 cm)



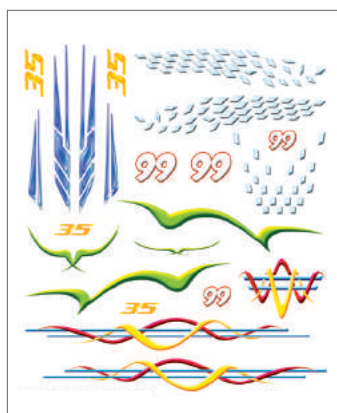
Beveled Numbers P4015
4" x 2 1/2" (10.1 cm - 6.35 cm)



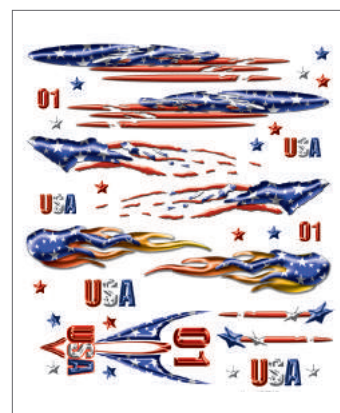
Yellow Numbers P4016
4" x 2 1/2" (10.1 cm - 6.35 cm)




Cool Blaze P4010
4" x 5" (10.1 cm - 12.7 cm)



Speed Streaks P4011
4" x 5" (10.1 cm - 12.7 cm)



Freedom Runner P4012
4" x 5" (10.1 cm - 12.7 cm)



Racer shown was made with Pre-Cut Design Funnycar (P362), Custom Parts Eliminator (P341) and Dry Transfer Decals Freedom Forever (P4019).

Color may vary from actual product.



PineCar

Stick-On Decals

Cut out decals, peel off the backing sheet and stick them in place.

Sheet size

4" x 5" (10.1 cm - 12.7 cm)

4" x 2 1/2" (10.1 cm - 6.35 cm)

ONLINE VIDEO

Racer shown was made with Pre-Cut Design GT Sport (P366) and Stick-On Decals Silver Shark (P325).




Raptor P320

4" x 5" (10.1 cm - 12.7 cm)



Heavy Metal P321

4" x 5" (10.1 cm - 12.7 cm)




Road Rocket P322

4" x 5" (10.1 cm - 12.7 cm)




Horsepower P323

4" x 5" (10.1 cm - 12.7 cm)



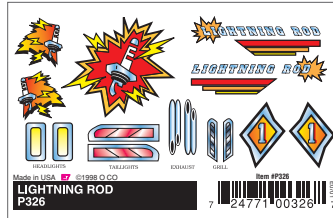
Snake Eyes P324

4" x 2 1/2" (10.1 cm - 6.35 cm)




Silver Shark P325

4" x 2 1/2" (10.1 cm - 6.35 cm)



Lightning Rod P326

4" x 2 1/2" (10.1 cm - 6.35 cm)



Turbo Ram P327

4" x 2 1/2" (10.1 cm - 6.35 cm)



Born in the USA P462

4" x 5" (10.1 cm - 12.7 cm)




Stars & Stripes P463

4" x 5" (10.1 cm - 12.7 cm)



Magic Machine P464

4" x 5" (10.1 cm - 12.7 cm)



Captain Zoom P465

4" x 5" (10.1 cm - 12.7 cm)


Colors may vary from actual product.




Templates & Stick-On Decals

Take the guesswork out of building your winning racer. Each template provides an outline to trace and follow. Also includes a sheet of cool decals to customize your racer.

Car, wheels and paint not included.



Track Twister P475



Hot Wings P476



Racer shown was made with PineCar Racer Basic Kit (P370).




Racer shown was made with PineCar Racer Basic Kit (P370).


Stick-On Detail

Make headlights, body contours, numbers, letters, pinstripes and other decorations with adhesive-backed holographic sheets. Flashes of light and color are reflected as your racer sizzles down the track! Cut, peel and stick on your design. Great for running boards and carbon hoods.


ONLINE VIDEO



Metallic Mirage P3987



Black Carbon P3988



Racer shown was made with Pre-Cut Design Truckster 4x4 (P3966).



Racer shown was made with Pre-Cut Design GT Racer (P3965).

Color may vary from actual product.

Draw your custom design on back of detail sheet.



Test fit design for placement, then stick on racer.

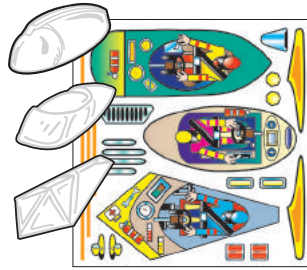


PineCar

Canopy & Cockpit Sets P346

Give your racer a finished touch with one of three different decals and canopies included in this package.

⚠ WARNING: Sharp objects! Choking Hazard! Small Parts. Not intended for children under 3 yrs. Adult supervision required.



Racer shown was made with PineCar Racer Wedge Kit (P369).



Windshield Kit P348

Add one of several lead-free windshield designs to your racer. Kit includes a driver, roll bar, seat back and a sheet of black vinyl. Glue to racer with PineCar Formula Glue or Super Glue.

⚠ WARNING: Sharp objects! Choking Hazard! Small Parts. Not intended for children under 3 yrs. Adult supervision required.



Cockpits & Drivers

Either of these designs add humor and character to your racer with unique detail and individuality. Paint parts and attach to racer.



Racer shown was made with PineCar Racer Wedge Kit (P369).



Baron Von Gofast P3921

Includes: 1 Driver/Cockpit and 1 Canopy



Racer shown was made with PineCar Racer Wedge Kit (P369).



Mad Racer P3920

Includes: 1 Driver, 1 Cockpit, 1 Steering Wheel and 1 Shifter

⚠ WARNING: Choking Hazard! Small parts. Not intended for children under 3 yrs. Adult supervision required.



Colors may vary from actual product.

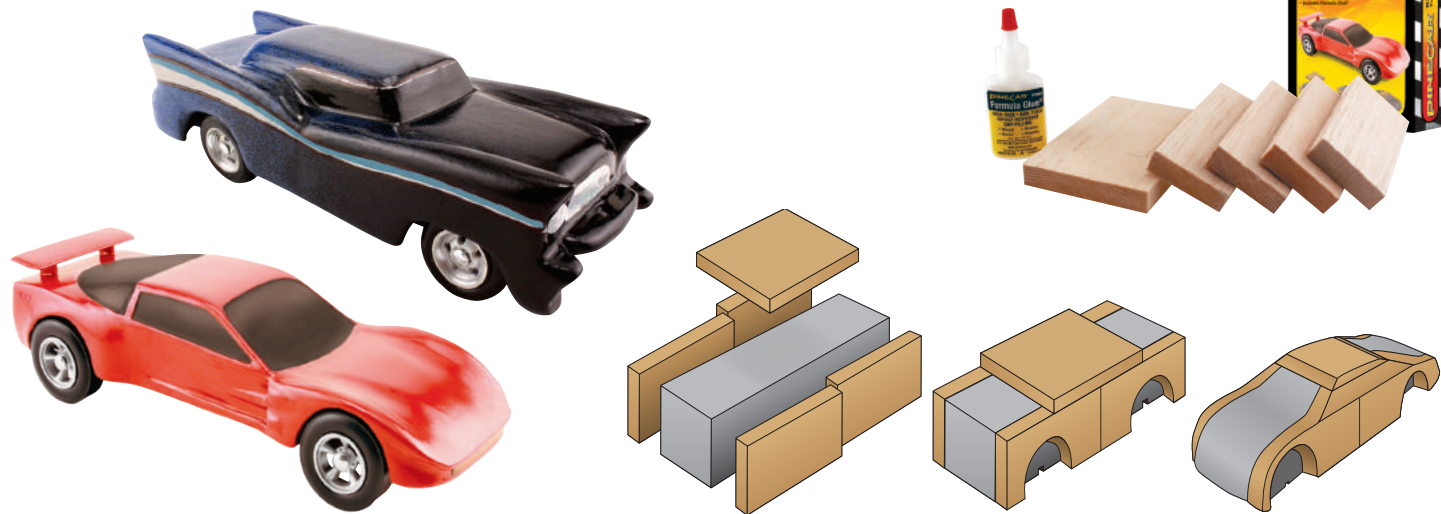


Body Builder Kit® P4036

Pump up your racer's physique for a strong showing! Easily make custom body styles by adding height, fenders, fins and other details to a block or wedge. Lightweight balsa wood is easy to cut and carve and adds minimal weight. Kit includes five balsa wood pieces and Formula Glue.

⚠ WARNING: Choking Hazard! Small Parts. Not intended for children under 3 yrs. Adult supervision required.

ONLINE VIDEO



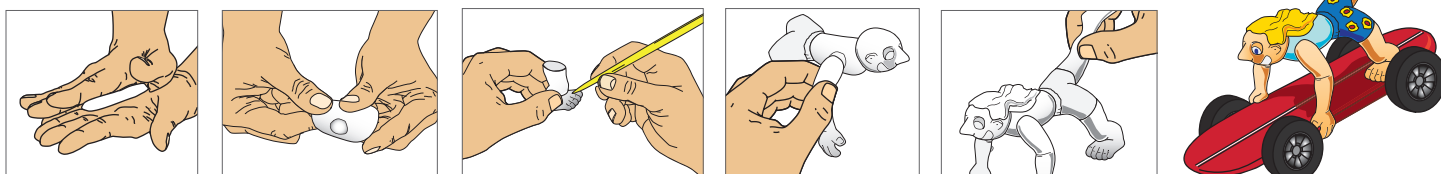
Featherweight Customizing Kit™ P3929

Race the most original car on the track. Design and create custom car parts, details and figures. One package of sculpting clay will add less than 1 ounce (28.3 g) to car weight.

Kit includes clay, sculpting tool, paintbrushes and paint.

⚠ WARNING: Sharp objects! Choking Hazard! Small Parts. Not intended for children under 3 yrs. Adult supervision required.

ONLINE VIDEO



Color may vary from actual product.



Custom Parts With Decals

Lead-free Custom Parts With Decals contain castings and Dry Transfer Decals. Use to add realism to your racer. Simply attach Custom Parts with PineCar Formula Glue or Super Glue.


Car, wheels and paint not included

ONLINE VIDEO



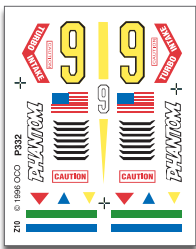
Baja Champ P330

Includes: 2 Exhaust Pipes, 2 Lights, 1 Spoiler and Decals



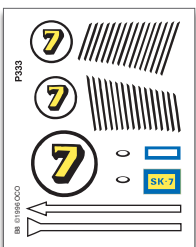
Drag Star P331

Includes: 2 Exhaust Pipes, 1 Roll Bar, 1 Engine and Decals



Phantom P332

Includes: 2 Exhaust Nozzles, 2 Side Vents, 1 Vertical Stabilizer and Decals



Street Rod P333

Includes: 2 Exhaust Pipes, 1 Engine, 1 Windshield and Decals

Custom Parts

Lead-free Custom Parts, such as drivers, engines, pipes and roll bars transform a simple racer into an exciting work of pride! Simply attach with PineCar Formula Glue or Super Glue.

Car, wheels and paint not included

ONLINE VIDEO



Dune Buster P340

Includes: 2 Exhaust Pipes and 4-piece Roll Bar set with Lights



Eliminator P341

Includes: 2 Exhaust Pipes, 1 Engine and 1 Spoiler




Star Fire P342

Includes: 1 Windshield, 1 Seat, 2 Side Vents and 1 Spoiler



Formulator P343

Includes: 1 Engine with Exhaust Pipes, 1 Driver Head, 1 Windshield and 1 Roll Bar



Speed Tools

Harness the physics of speed and engineer a winning racer that makes the track sizzle! PineCar speed tools give car builders an “educational” edge as well as a competitive one. Use the PineCar building system to optimize weight placement, reduce friction and maximize your racer’s potential and kinetic energy for a trophy run!



ONLINE VIDEO



Hob-E-Lube® Dry Graphite Lubricant P358

A fine, specially ground lubricant with Molybdenum that is safe on all surfaces and easy to use. Molybdenum works like millions of microscopic ball bearings.
6.5 g (0.22 oz)

⚠ WARNING: Choking Hazard! Small parts. Not intended for children under 3 yrs. Adult supervision required.



ONLINE VIDEO



Dry White™ with Cling P355

This non-staining lubricant has an additive that clings to smooth surfaces. Use where local rules prohibit the use of graphite. Contains PTFE lubricant.
3.5 g (0.12 oz)

⚠ WARNING: Choking Hazard! Small parts. Not intended for children under 3 yrs. Adult supervision required.



ONLINE VIDEO

XLR8® Ultra Graphite P4037

Graphite for the serious competitor! Laboratory tested for performance, special-blend formula XLR8 amps your racer’s speed to the max! Includes stainless steel needle applicator for precision placement.
6.5 g (0.22 oz)

⚠ WARNING: Sharp Object! Choking Hazard! Small parts. Not intended for children under 3 yrs. Adult supervision required.

Performance & Conformity System™ P4035

Portable, digital scale and conformity gauge keep you up to speed on your racer’s weight and length, width between wheels, track clearance and locate the car’s center of gravity with the handy fulcrum point. Use the mathematical formulas or simple table to determine the optimum location for your car’s center of gravity (CoG). Adjust for optimum speed and stability. Batteries included.
Maximum weight: 600 g (21.1 oz)

⚠ WARNING: Choking Hazard! Small parts. Not intended for children under 3 yrs. Adult supervision required.



ONLINE VIDEO

COG System® P3918

Distribute weight to the best center of gravity (CoG) location and optimize the performance of your car. Two adjustable, screw-in Tungsten CoG Weights (0.5 oz / 14.1 g each) make it possible to distribute weight quickly and easily. Test your racer’s speed and fine-tune weight placement with the included adjustment tool. Includes drill bit. CoG System is designed to fine-tune a car’s center of gravity and is not intended to overcome extreme weight distribution.

Patented Product

⚠ WARNING: Model making item, not a toy! Not suitable for children under 14 years!



PineCar

Axles & Polishing Kit P359

Use this kit to improve your racer's performance by reducing axle friction. Includes five axles, a sheet of 600-grit wet/dry sandpaper and polishing pumice.

ONLINE VIDEO




⚠ WARNING: Model making item, not a toy! Not suitable for children under 14 years!

Micro-Polishing System™ P4038

Use this progressive micro-polish system to reduce axle friction for a smooth spin! Use the triangular file to remove flash, chamfer and/or notch axles. Then progressively polish with seven grits of polishing paper (400, 600, 800, 1000, 1200, 1500 and 2000). Kit includes magnifier to monitor your polishing progress and enough material to polish axles for five cars. For that racing edge, follow up with the Diamond Finishing Kit.

ONLINE VIDEO

⚠ WARNING: Model making item, not a toy! Not suitable for children under 14 years!



Diamond Finishing Kit™ P4039

Take axle finishing to the ultimate level for the slickest spin! Equivalent to an 8000-grit polishing cloth, this specially formulated diamond compound removes the finest axle and hub imperfections and scuffs. Use as the final finish to a progressive polish with the Micro-Polishing System. Kit contains enough material to finish axles and hubs for five racers. Works with one-piece and nail-type axles.

Diamond Finishing Kit Compound: 1 g (0.03 oz)

ONLINE VIDEO

⚠ WARNING: Model making item, not a toy! Not suitable for children under 14 years!



Speed Kit P356

Use this kit to improve the overall performance of your racer. Kit includes Hob-E-Lube Dry Graphite Lubricant, a Wheel Turning Mandrel, Axles & Polishing Kit and a lead-free Bar Weight with screws. Kit offers savings over purchasing items separately.

Bar weight: 2 oz (56.6 g)

Lubricant: 6.5 g (0.22 oz)

ONLINE VIDEO

⚠ WARNING: Model making item, not a toy! Not suitable for children under 14 years!



Wheel Turning Mandrel P357

This mandrel holds wheels securely in a drill while removing parting seams for a smooth, fast-running racer. Package includes a two-piece mandrel and two grits of sandpaper (120 and 220).

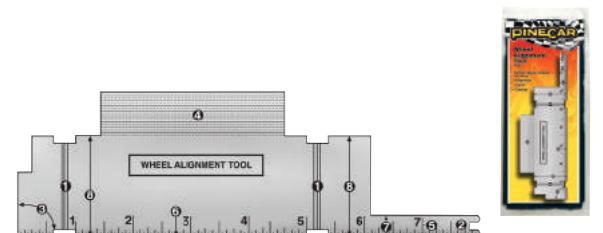
ONLINE VIDEO

⚠ WARNING: Model making item, not a toy! Not suitable for children under 14 years!



Wheel Alignment Tool P456

Use this tool to make certain your racer meets size specifications. Especially helpful when building your racer to check axle slots for alignment, clearance between wheels and racer body, camber and toe-in and toe-out. It also measures racer length, width and clearance between bottom of racer and track.



Round Weights and Combo Weights

Insert lead-free Round and Combo Weights into the body of the racer, or attach Combo Weights to the sides. Round weights are designed to fit a 3/8" (9.5 mm) hole.

WARNING: Choking Hazard! Small parts. Not intended for children under 3 yrs. Adult supervision required.

ONLINE VIDEO



Round P350
1 oz (28.3 g) each



Combo P354
0.5 oz (14.1 g) each



Adjustable Stick-On and Designer Stick-On Weights

Attach lead-free Stick-On Weights to the bottom of your racer. For a custom look, attach Designer Stick-On Weights to the sides. Two-sided tape included.

WARNING: Choking Hazard! Small parts. Not intended for children under 3 yrs. Adult supervision required.

ONLINE VIDEO



Adjustable Stick-On P378
1 oz (28.3 g) each



Designer Stick-On P379
1 oz (28.3 g) each



Tapered, Strip and Bar Weights

Attach or countersink these weights under your racer. Predrilled holes make installation easy. Screws included.

WARNING: Sharp Objects! Choking Hazard! Small parts. Not intended for children under 3 yrs. Adult supervision required.

ONLINE VIDEO



Tapered P351
2 oz (56.6 g)



Strip P352
1 oz (28.3 g) each



Bar P353
2 oz (56.6 g)




Aerodynamic Racer Weight P3926

- For thin car designs
- Designed with weight in the back
- Top-mount Weight
- Lead-free

2.2 oz. (62.3 g)

WARNING: Sharp Objects! Choking Hazard! Small parts. Not intended for children under 3 yrs. Adult supervision required.



Chassis Weights™

Lead-free Chassis Weights expertly replicate the underbody of real cars. Available in four detailed styles. Weights are simple to install and incremental to allow easy last minute adjustment. Screws included.

Patented Product


WARNING: Sharp Objects! Choking Hazard! Small parts. Not intended for children under 3 yrs. Adult supervision required.



4 Wheel Drive P3910
2 oz (56.6 g)





Rear Wheel Drive P3911
2 oz (56.6 g)



Maximum Torque P3912
2 oz (56.6 g)



Rocket Car P3913
2.25 oz (63.7 g)



Tungsten Incremental Weights™

With almost 3x the density of traditional weights, tungsten offers more control over precise weight distribution. Incremental weight design allows you to weight your racer in exact 1/16-ounce increments to the maximum weight allowed. Cylinder weights designed to fit a 3/8" (9.5 mm) hole.

ONLINE VIDEO



Cylinder Weights P3914
2 oz (56.6 g)



Cylinder Weights P3915
3 oz (85 g)




Plate Weights P3916
2 oz (56.6 g)


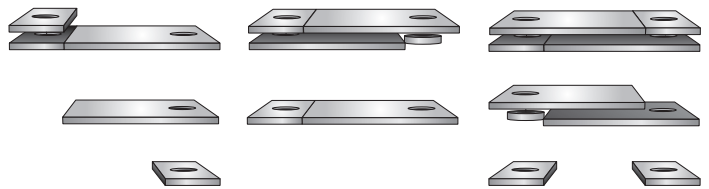


Plate Weights P3917
3 oz (85 g)



WARNING: Choking Hazard! Small parts. Not intended for children under 3 yrs. Adult supervision required.

WARNING: Sharp Objects! Choking Hazard! Small parts. Not intended for children under 3 yrs. Adult supervision required.

Tungsten Putty Weight P3922

Last minute modifications have never been easier. Tungsten Putty Weight is easy to mold and shape, and is non-hardening. Use for precision control over weight location and amount, perfect for fine-tuning center of gravity.

1 oz (28.3 g)



WARNING: Choking Hazard! Small parts. Not intended for children under 3 yrs. Adult supervision required.

EZ-Cut Tungsten Weights™ P3923

A tungsten weight you can cut! EZ-Cut Tungsten Weights are extremely versatile. They are easy to cut, carve and sand. Customize the weight to achieve precise weight requirements.

2 oz (56.6 g)



WARNING: Choking Hazard! Small parts. Not intended for children under 3 yrs. Adult supervision required.

Tungsten CoG Weights™ P3919

Fine-tune your car's Center of Gravity (CoG) and optimize performance and stability. Includes four 0.5 oz (14.1 g) screw-in Tungsten CoG Weights. Use individually or as 2 to 4-unit sets. Screw-in and adjust with an Allen wrench.

Patented Product

ONLINE VIDEO




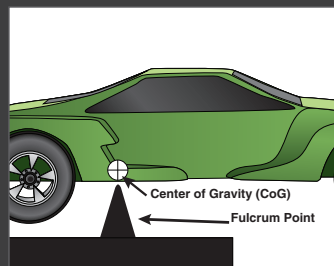
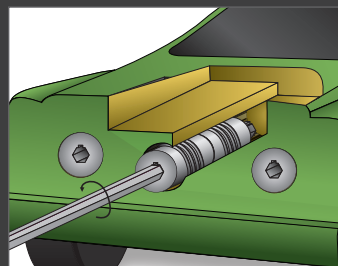
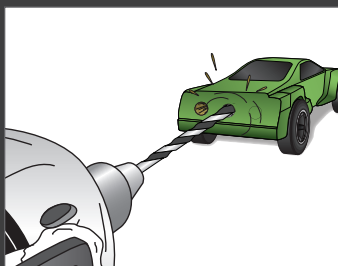
WARNING: Choking Hazard! Small parts. Not intended for children under 3 yrs. Adult supervision required.

Drill 23/64" weight cavities at desired locations in rear of racer.

Install Tungsten CoG Weights with a 3 mm Allen wrench.

Locate center of gravity by balancing racer on a fulcrum point.

Adjust Weights and measure again to fine-tune center of gravity.



Tools, Accessories & Adhesives

From tools to glue, these products are specially formulated to help you create a winning racer, improve racer performance and proudly display your hard work.

Racer Shaping Tools P3930

All the tools you need in one package! Coping saw and rasp help you transform a block of wood into a magnificent racer. Includes five different specialty blades for various cutting options. Medium blade for wood, fine blade for wood or plastic, extra-fine blade for metal or wood, fine blade for metal and wood and a hacksaw blade for cutting metal. Use these tools for other crafts too. Length between blade pins is 6 1/2" (16.5 cm).

ONLINE VIDEO



WARNING: Model making item, not a toy! Not suitable for children under 14 years!



Sandpaper Assortment P380

Includes two each of three grades of quality sandpaper, 220-grit (fine), 120-grit (medium) and 80 grit (coarse). Fits easily around a small wooden block to make a sanding tool.



ONLINE VIDEO

Sanding Pads P3932

Two Sanding Pads, 220-grit (fine) and 100-grit (medium), help you achieve a perfectly smooth finish before and during the painting process. These foam-backed pads mold to fit any object. Clean with water and reuse. Use wet or dry.



Show Wheels P349

Cast metal "mags" with rubber tires, designed for displaying your car before and after the race. These wheels are not intended for racing. Includes four axles.



ONLINE VIDEO

Body Putty P3928

Use to repair sandable gaps, cuts or scratches on your racer. Works great as an all-over smoothing compound and sealer. Spatula included.

0.34 fl oz (10 mL)

WARNING: Sharp objects! Choking Hazard! Small parts. Not intended for children under 3 yrs. Adult supervision required.

WARNING: Choking Hazard! Small parts. Not intended for children under 3 yrs. Adult supervision required.



Formula Glue® P384

Formula Glue is high-tack hobby glue that sets fast for instant hold and gap filling to adhere uneven surfaces. It is impact resistant and you can paint it. Formula Glue has no harmful odors, is non-toxic, non-flammable, dries clear and is water-soluble. Use on porous and non-porous surfaces, and it is compatible with wood, paint, metal and plastic.

0.5 fl oz (14.7 mL)

WARNING: Choking Hazard! Small parts. Not intended for children under 3 yrs. Adult supervision required.



Super Glue P381

Instantly bonds almost everything to anything. Ideal for attaching Custom Parts and designer details.

3 g (0.1 mL)

WARNING: Choking Hazard! Small parts. Not intended for children under 3 yrs. Adult supervision required.



Racer Display Stand P382

Preserves your racer in trophy-like splendor. Sleek metal bracket holds any PineCar or SailBoat Racer and mounts onto a solid oak base.


WARNING: Sharp objects! Choking Hazard! Small parts. Not intended for children under 3 yrs. Adult supervision required.



Racing Wheels P347

Includes four replacement wheels and axles. Check your local race rules concerning specifications for wheels and axles.

⚠ WARNING: Sharp objects! Choking Hazard! Small parts. Not intended for children under 3 yrs. Adult supervision required.



Axle Keepers™ P458

- Keep axles firmly in place
- Axles stay secure if car is dropped
- Prevent wood from splitting
- Clear for race-day inspection
- Maintains adequate track clearance

⚠ WARNING: Sharp objects! Choking Hazard! Small parts. Not intended for children under 3 yrs. Adult supervision required.

ONLINE VIDEO



5 Axles P457

Replace damaged or lost axles with these 1-inch axles. Meets BSA®* specifications.

*BSA® is a Boy Scouts of America registered trademark


⚠ WARNING: Sharp objects! Choking Hazard! Small parts. Not intended for children under 3 yrs. Adult supervision required.

Precision Tools

Precision Tools are CNC machined. These high-end tools are designed explicitly to correct standard manufacturing imperfections of mass-produced car bodies, axles and wheels and for fine-tuning a racer for optimum performance and speed. Made in U.S.A.



BODY ALIGNMENT




Axle Slot Jig P4610

- For perfectly aligned axle slots
- Drill new axle holes or correct flaws in existing axle slots
- Ensure vertical and horizontal slot accuracy
- Drill raised hole for 3-wheel riding

⚠ WARNING: Model making item, not a toy! Not suitable for children under 14 years!

AXLE TUNING



Axle Shaper P4612

- Straighten axles and square axle heads
- Straighten axle shaft
- Square axle head to shaft centerline
- Bevel axle head

⚠ WARNING: Sharp objects! Choking Hazard! Small parts. Not intended for children under 3 yrs. Adult supervision required.

WHEEL TRUING




Hub Tool P4609

- Ream wheel bores
- Square, cone and polish inner wheel hubs

Total Hub Shaper P4614

- Ream, square, cone and polish wheel hubs
- Ream wheel hubs
- Shape/cone and polish inner hub face
- Shave and square outer hub face


⚠ WARNING: Sharp objects! Choking Hazard! Small parts. Not intended for children under 3 yrs. Adult supervision required.



Axle Placement Guide P4611

- Ensure accurate wheel spacing and axle nail alignment
- Install axles straight into slots
- Establish proper gap between wheels and body
- Use with axle holes or axle slots


⚠ WARNING: Sharp objects! Choking Hazard! Small parts. Not intended for children under 3 yrs. Adult supervision required.



Straight Tracker P4613

- Accurately bend axles to force straight tracking
- Adjust steering by bending axles 1.5° or 2.5°
- Track straight or apply "rail riding" method
- Must use with Axle Shaper

⚠ WARNING: Sharp objects! Choking Hazard! Small parts. Not intended for children under 3 yrs. Adult supervision required.



Wheel Lathe P4615

- Round and smooth wheels precisely
- Shave high points for truly round wheels
- True inner wheel edge
- Make all wheels equal size
- Must use with Hub Tool or Total Hub Shaper

⚠ WARNING: Sharp objects! Choking Hazard! Small parts. Not intended for children under 3 yrs. Adult supervision required.

Organize a Race

PineCar offers everything needed to help you organize and hold a PineCar or Sailboat Derby. Derby races are fun, educational year-round activities. They are ideal for camps, vacation Bible schools, local fundraising events, birthday parties and other group and organization activities.

PineCar Race Package P459

This complete package includes everything you need to hold a race.

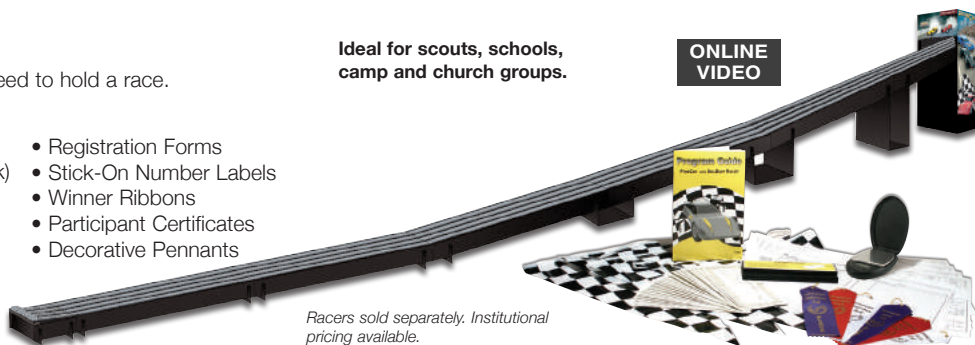
Package Contents:

- Weigh-In Digital Scale (weighs 600 g/21.1 oz)
- PineCar Speedway (32' / 9.75 m, four-lane track)
- Conformity Gauge
- Program Guide
- Elimination Charts
- Registration Forms
- Stick-On Number Labels
- Winner Ribbons
- Participant Certificates
- Decorative Pennants

WARNING: Choking Hazard! Small parts. Not intended for children under 3 yrs. Adult supervision required.

Ideal for scouts, schools, camp and church groups.

ONLINE VIDEO



Racers sold separately. Institutional pricing available.

PineCar Speedway P455

This regulation, four-lane track is 32-feet (9.75 m) long and made of lightweight, durable cardboard. It features a starting gate, finish line and braking section, and the tower sports a bright, colorful racing motif. Assembles and disassembles quickly, and stores neatly in the reusable carton for next year's race.

Elimination Charts, Forms and Stickers P453

Double Elimination Chart, Registration Forms and Stick-On Numbers are used for tracking race participants, logging and numbering up to 150 racers.

PineCar 6 Packs

6-Pack Block/Wedge with Wheels and Axles

Wedge Block P4050
Basic Block P4051

6-Pack Pre-Cut with Wheels and Axles

Funnycar P4052	GT Sport P4056
Grand Prix P4053	Dragster P4057
Roadster P4054	GT Racer P4058
Deuce Coupe P4055	Truckster P4059

WARNING: Sharp objects! Choking Hazard! Small Parts. Not intended for children under 3 yrs. Adult supervision required.



Weigh-In Digital Scale with Conformity Gauge P452

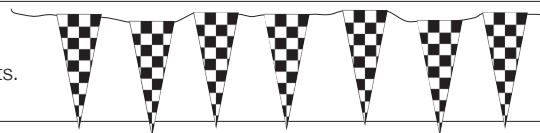
This pocket-sized digital scale goes wherever the derby takes you! The scale weighs items up to 600 grams (21.1 oz). Use the protective cover as a self-contained weighing surface for small parts, and the readout is a backlit LCD display. Scale dimensions are 4" x 3" x 3/4" (10.1 cm x 7.62 cm x 1.9 cm), and it operates using two AAA batteries (included). The Conformity Gauge makes race day check-in and registration a breeze! Quickly check car length, overall width, width between the wheels and track clearance.



WARNING: Choking Hazard! Small parts. Not intended for children under 3 yrs. Adult supervision required.

Decorative Racing Pennants P429

Twenty-five foot (7.62 m) string of black and white 12" x 18" (30.4 cm x 45.7 cm) plastic pennants.



Certificates, Ribbons and Trophies

Participant Certificates P425

Certificates for 25 race participants

Participant Ribbons P426

Ten green ribbons

Winner Ribbons P427

Three racer and three craftsman (1st, 2nd and 3rd)

Race Official/Special Award Ribbons P428

Ten yellow ribbons

Special Award Trophy P430 4" (10.1 cm)

Third Place Trophy P431 7" (17.7 cm)

Second Place Trophy P432 8" (20.3 cm)

First Place Trophy P433 9" (22.8 cm)

Deluxe Third Place Trophy P434 10" (25.4 cm)

Deluxe Second Place Trophy P435 11" (27.9 cm)

Deluxe First Place Trophy P436 12" (30.4 cm)



PineCar

SailBoat Racer® Kit SR470

Kit includes a precut wood hull and mast, sail, plastic rudder and lead-free metal keel. Easy to assemble. Decorate with a variety of colorful decals, or for a cool paint alternative, use Body Skin Custom Transfers. Sailboat Racer Hull: 2 1/8" w x 6 7/8" l (5.39 cm x 17.4 cm)

Meets BSA® specifications. BSA® is a Boy Scouts of America registered trademark

WARNING: Sharp objects! Choking Hazard! Small Parts. Not intended for children under 3 yrs. Adult supervision required.



Racer Kit shown with SailBoat Racer Decal Viking (SR486).

Racer Kit shown with Body Skin Custom Transfer Freedom Flag (P3980).

SailBoat Racer Decals

Decals come in bright, nautical colors and are designed to fit hulls, decks and sails of SailBoat Racers. Dry Transfer Decals are applied easily.

Sheet size: 4" x 5" (10.1 cm x 12.7 cm)



Wind Weaver SR481




Barracuda SR482



Fittings & Markings SR483



Puff SR484




Comet SR485



Viking SR486



Saber SR487



Dolphin SR488

Certificates, Ribbons and Trophies

Participant Certificates SR437

Certificates for 25 race participants

Participant Ribbons SR438

Ten green ribbons

Winner Ribbons SR439

Three racer and three craftsman (1st, 2nd and 3rd)

Race Official/Special Award Ribbons SR440

Ten yellow ribbons

Special Award Trophy SR441 4" (10.1 cm)

Third Place Trophy SR442 7" (17.7 cm)

Second Place Trophy SR443 8" (20.3 cm)

First Place Trophy SR444 9" (22.8 cm)

Deluxe Third Place Trophy SR445 10" (25.4 cm)

Deluxe Second Place Trophy SR446 11" (27.9 cm)

Deluxe First Place Trophy SR447 12" (30.4 cm)





MERCHANDISERS & ASSORTMENTS



Merchandiser & Assortments

Merchandisers and assortments attract customer attention with bright headers and sellable products. Set these compact and space-saving merchandisers on the floor, countertop or shelves, or hang on pegboards or slat walls. Our merchandisers are easy to assemble and have reorder tags for easy product replenishment. *Merchandiser measurements include product.*



ST1491 Merchandiser & ST1497 Assortment
 ST1490 Merchandiser & ST1495 Assortment
 ST1491 Merchandiser & ST1492 Assortment

SubTerrain

SubTerrain Merchandiser ST1490

The SubTerrain Merchandiser displays more than 30 different products from the SubTerrain System, including foam components, Plaster Cloth, Track-Bed, a manual and video, plus all the necessary tools and adhesives. Merchandiser stands on the floor. Knocker Test Board included.

32 1/2" w x 24" d x 88" h (82.5 cm x 60.9 cm x 223 cm)

SubTerrain Assortment ST1495 (2-12 ea of 33)

SubTerrain Expansion Merchandiser ST1491

The Expansion Merchandiser has adjustable shelves, giving your SubTerrain Merchandiser room to grow. The merchandiser stands on the floor.

15 1/2" w x 24" d x 53" h (39.3 cm x 60.9 cm x 134 cm)

Expansion Assortment ST1492 (1-4 ea of 7)

Project Foam Assortment ST1497 (3-6 ea of 6)

Product descriptions on pages 4, 6-9, 20, and 22-23.

SubTerrain Merchandiser shown with two Expansion Merchandisers.



Terrain

Terrain Center Merchandiser C1300

Spinning floor display merchandiser or pegboard display holds 133 Terrain System products. It has a colorful header and assembles easily.

35 1/4" w x 29 3/4" d x 86 1/2" h (89.5 cm x 75.5 cm x 219 cm) Floor Spinner or
 93" w x 81" h (236 cm x 205 cm) Pegboard Display

Terrain Assortment C1296 (2-6 ea of 133)

Terrain Upgrade Assortment C1297 (1-6 ea of 133)

Product descriptions on pages 4, 8-19 and 22-23.



Pegboard Display

C1300 Merchandiser & C1296 Assortment Floor Spinner



Terrain Starter

Terrain Starter Merchandiser C1301

Spinning floor display merchandiser or pegboard display holds 72 Terrain System products. It has a colorful header and assembles easily.

27 1/4" w x 27 1/4" d x 84" h (69.2 cm x 69.2 cm x 213.3 cm) Floor Spinner or
56" w x 10 1/4" d x 76" h (142 cm x 26 cm x 193 cm) Pegboard Display

Terrain Starter Assortment C1325 (2-4 ea of 72)

Product descriptions on pages 4, 8-19 and 22-23.



Pegboard Display

C1301 Merchandiser & C1325 Assortment Floor Spinner



Landscape

Landscape Center Merchandiser LS2001

Merchandiser displays 104 different scenery products, is a modular floor spinner with a full-color header, or can be mounted on pegboard.

28" w x 31" d x 88" h (71.1 cm x 78.7 cm x 223 cm) Floor Spinner or
72" w x 17" d x 84" h (182 cm x 43.1 cm x 213 cm) Pegboard Display

Landscape Assortment LS2020 (4-8 ea of 104)

Product descriptions on pages 4, 23-33, 44 and 46 .



Pegboard Display

LS2001 Merchandiser & LS2020 Assortment

Merchandiser & Assortments

Shakers

Shaker Merchandiser BT1399

Merchandiser holds 36 Canister Shakers. It is a counter, shelf, pegboard or slat wall display and includes a two-color header. No assembly required.

17" w x 9" d x 26 1/2" h (43.1 cm x 22.8 cm x 67.3 cm)

Underbrush, Buses and Flock Assortment FC1630 (2 ea of 18)

FC1630 (2 ea of 18)

Ballast Shaker Assortment B1398 (2 ea of 18)

B1398 (2 ea of 18)

Turf Shaker Assortment T1396 (2 ea of 18)

T1396 (2 ea of 18)

Product descriptions on pages 21 and 24-25.

*All Assortments above shown on Merchandiser BT1399



T1396 Assortment

B1398 Assortment

FC1630 Assortment

Track-Bed

Track-Bed Roll Merchandiser ST1489

Merchandiser holds Track-Bed Rolls, Super Sheets, Foam Tack Glue and Foam Nails. Stand merchandiser on the floor or hang on pegboard. Kicker Test Board included.

31" w x 14" d x 45" h (78.7 cm x 35.5 cm x 114 cm)

Track-Bed Roll Assortment ST1466 (8-12 ea of 7)

ST1466 (8-12 ea of 7)

HO/O & N Scale Sheet Assortment ST1465 (2-3 ea of 2)

ST1465 (2-3 ea of 2)

N Bulk Pack Strip Assortment ST1499 (4-8 ea of 2)

ST1499 (4-8 ea of 2)

Product descriptions on pages 8, 9 and 20.



ST1489 Merchandiser & ST1466 Assortment

Architectural Landscape

Architectural Model Landscape Assortment LS2011

Includes full-color header

34 1/2" w x 9" d x 55" h (87.6 cm x 22.8 cm x 139 cm)

Architectural Scale People Assortment A2012 (2 ea of 7)

A2012 (2 ea of 7)

Product descriptions on pages 14, 23-26, 28-29, 40 and 43-44.



Architectural Scale People Assortment A2012

Architectural Model Landscape Assortment LS2011

ReadyGrass Vinyl Mat

ReadyGrass Vinyl Mat Merchandiser RG5096

Wire merchandiser displays the four sizes of grass mats. Large, Medium and Small Rolls and Project Sheets are each available in five realistic colors. Coordinating accessories include Mat Adhesive, Road Kit, Water Kit, Landscape Kit and Tree Kit.

27" w x 16 1/2" d x 51 1/2" h (68.5 cm x 41.9 cm x 130 cm)

ReadyGrass Vinyl Mat Assortment RG5105 (2-6 ea of 25)

Product descriptions on page 34.



RG5096 Merchandiser & RG5105 Assortment



Ready Landforms

Ready Landforms Assortment C1305 (2-4 ea of 6)

Product descriptions on page 35.



Pollen

Pollen Assortment T4640

(4 ea of 9)

Assortment displays products on a pegboard.

11 1/4" w x 15" h (28.5 cm x 38.1 cm)

Product descriptions on page 35.

T4640 Assortment

Learning Kits

Learning Kit Assortment LK945

(2 ea of 6)

Includes full-color header

18 3/4" w x 6 1/2" d x 38" h

(47.6 cm x 16.5 cm x 96.5 cm)


Product descriptions on page 5.



Clinic

Scenery Clinic LK958

Use for in-store demonstrations, interactive clinics and/or to educate employees. Includes complete step-by-step instructions, an instructional DVD and all the materials necessary to paint and landscape six mountain dioramas.



Forest Canopy

Forest Canopy Assortment F1655 (2 ea of 4)

Product descriptions on page 45.



FC998 Merchandiser & FC907 Assortment

Clump-Foliage/Tree Kits

Clump-Foliage/Tree Kit Merchandiser FC998

Vinyl merchandiser hangs on pegboard and displays six different Clump-Foliage colors, six different Realistic Tree Kits and Hob-e-Tac Adhesive.

41" w x 8 1/2" d x 47" h (104 cm x 21.5 cm x 119 cm)

Clump-Foliage/Tree Kit Assortment FC907 (2-8 ea of 13)

Product descriptions on pages 23, 26 and 46.

Merchandise & Assortments

Woodland Classics

Woodland Classics Merchandiser TR3496

This floor spinner merchandiser includes a full-color header and reorder backing cards. It displays selections of Woodland Classics trees ranging in height from 3/4" to 9" (1.9 cm to 22.8 cm), in colorful clamshell packaging.

24 1/2" w x 25" d x 78" h (62.2 cm x 63.5 cm x 198 cm) Floor Spinner or
60" w x 11" d x 73" h (152 cm x 27.9 cm x 185 cm) Pegboard Display

Woodland Classics Trees Assortment TR3493 (2-4 ea of 47)

Product descriptions on pages 40-41.



Pegboard Display

TR3496 Merchandiser &
TR3493 Assortment



TR1599 Merchandiser & TR1590 Assortment

Ready Made Realistic Trees

Ready Made Realistic Trees Merchandiser TR1599

Merchandiser includes a full-color header, reorder backing cards and 50 hooks. It displays selections of deciduous and pine trees, ranging in size from 3/4" to 9" (1.9 cm to 22.8 cm), in colorful, clamshell packaging.

40 1/2" w x 10" d x 59" h (102 cm x 25.4 cm x 149 cm)

Ready Made Realistic Trees Assortment TR1590

(2-4 ea of 25)

Product descriptions on pages 42-43.



TR1700 Merchandiser & TR 1692 Assortment

Premium Trees

Premium Trees Merchandiser TR1700

Merchandiser includes a full-color header, reorder backing cards and 56 hooks. It displays various species of trees, ranging in size from 1 1/2" to 6" (3.81 cm to 15.2 cm), in colorful, clamshell packaging.

42" w x 10" d x 37 1/4" h (106 cm x 25.4 cm x 94.6 cm)

Premium Trees Complete Assortment TR1692 (2 ea of 28)

Product descriptions on pages 37-39.



TR1597 Merchandiser & TR1593 Assortment

Ready Made Trees Value Pack

Ready Made Trees Value Pack Merchandiser TR1597

Merchandiser includes a full-color header, reorder backing cards and 26 hooks. It displays colorful, clamshell packages of pine and deciduous trees. Trees range in size from 3/4" to 8" (1.9 cm to 20.3 cm).

32" w x 8 1/2" d x 61 1/2" h (81.2 cm x 21.5 cm x 156 cm)

Ready Made Trees Value Pack Assortment TR1593

(2 ea of 13)

Product descriptions on page 44.

Water System

Water System Merchandiser CW4505

The Water System Merchandiser displays 21 different products from the Water System, including Water Tints, Water Undercoats, Whitewater Highlight, Realistic Water, Surface Water, Deep Pour Water and Dust Dabber. Merchandiser sits on a counter/shelf or hangs from pegboard. Merchandiser includes a full color header and reorder labels.

16" w x 9" d x 34" h (40.6 cm x 22.8 cm x 86.3 cm)

Water System Assortment CW4500 (2-4 ea of 21)

Product descriptions on pages 31-33.



Pegboard Display

CW4505 Merchandiser & CW4500 Assortment

Scenic Accents

These economically priced N, HO, O and G scale works of art exude personality—their natural charm and realistic appearance steal the show. Sculpted figures, animals and accessories are hand painted in fine detail, adding color, interest and life to any layout.

(Photos are a representation of Assortments & Merchandiser)



A1798 Merchandiser & Assortment A2070



A2099 N Add-On Merchandiser & A2073 Assortment



A1797 HO Add-On Merchandiser & A2072 Assortment



A1796 Merchandiser & A2071 Assortment

HO/N Scale

HO/N Scale Scenic Accents Spinner Merchandiser A1798

This free standing spinner merchandiser includes a colorful header and reorder labels.

15 3/4" w x 15 3/4" d x 46 3/4" h (40 cm x 40 cm x 118 cm)

HO Scale Scenic Accents Spinner Merchandiser A1796

This free standing spinner merchandiser includes a colorful header and reorder labels.

15 3/4" w x 15 3/4" d x 30 1/4" h (40 cm x 40 cm x 76.8 cm)

HO Scale Scenic Accents Spinner Add-On Merch. A1797

15 3/4" w x 15 3/4" d x 46 3/4" h (40 cm x 40 cm x 118 cm)

N Scale Scenic Accents Spinner Add-On Merch. A2099

15 3/4" w x 15 3/4" d x 46 3/4" h (40 cm x 40 cm x 118 cm)

HO/N Scenic Accents International Spinner Assortment A2070 (2 to 12 ea of 50)

Product descriptions on pages 49-59.

HO Scenic Accents Spinner Assortment A2071 (2 to 12 ea of 26)

HO Scenic Accents Add-On Assortment A2072 (2 ea of 12)

N Scenic Accents Add-On Assortment A2073 (2 ea of 12)

Product descriptions on pages 49-59.

Tidy Track

Vinyl panel for pegboard display.

19 1/4" w x 7" d x 37 1/2" h

(48.8 cm x 17.7 cm x 95.2 cm)

Tidy Track Merchandiser TT4590

Tidy Track Assortment TT4591 (4 ea of 14)

Product descriptions on pages 134-135.



TT4590 Merchandiser & TT4591 Assortment

Merchandiser & Assortments



HO Scale

HO Scale Scenic Accents Swinger Merchandiser A18045

Merchandiser includes 11 Display Panels and 2 Brackets plus a separate dispenser for 12 bottles of Scenic Accents Glue and 16 Gentle Grips. This durable, compact merchandiser easily hangs on pegboard. Its unique ability to maximize inventory space makes it a sure bet, by incorporating swinging display panels with Panel Pulls for easy viewing of the HO scale Scenic Accents. The Swinger comes with a colorful 6" x 20" (15.2 cm x 50.8 cm) header.

51" w x 10 1/4" d x 32 1/4" h (129 cm x 26 cm x 81.9 cm)

HO Scale Swinger Add-On Panel A1806

10 3/4" w x 2 3/4" d x 24 1/2" h (27.3 cm x 6.98 cm x 62.2 cm)

HO Scale Swinger Add-On Panel and Bracket A18061

HO Scale Scenic Accents Assortment A1751 (1 ea of 132)

Product descriptions on pages 49-59.

N Scale

N Scale Scenic Accents Swinger Merchandiser A2106

Feature your N scale Scenic Accents on pegboard with this space-saving Swinger Merchandiser display. Includes six Display Panels, Panel Pulls plus a Bracket that holds the Complete Assortment with room to grow.

21" w x 10 1/4" d x 32 1/2" h (53.3 cm x 26 cm x 82.5 cm)

N Scale Swinger Add-On Panel A2109

Grip and Glue Chute Merchandiser A2107

This optional Grip and Glue Chute hangs next to the N Scale Merchandiser and holds 16 Gentle Grips and dispenses 12 bottles of Scenic Accents Glue.

3" w x 10" d x 25 1/2" h (7.62 cm x 25.4 cm x 64.7 cm)

Grip and Glue Chute Assortment A2108 (4-12 ea of 2)

N Scale Scenic Accents Assortment A2444 (1 ea of 79)

Product descriptions on pages 49-59.



O Scale

O Scale Scenic Accents

Assortment A2927 (1 ea of 46)

Assortment includes a full-color header.

28 1/2" w x 2 1/2" d x 73 1/2" h (72.3 cm x 6.35 cm x 186 cm)

Product descriptions on pages 49-59.

G Scale

G Scale Scenic Accents

Assortment A2661 (1 ea of 47)

Assortment includes a full-color header.

33 1/2" w x 4 1/2" d x 76" h (85 cm x 11.4 cm x 193 cm)

Product descriptions on pages 60-62.

AutoScenes

AutoScenes are finely sculpted and custom painted capturing the '40s and '50s eras.

(Photos are a representation of Assortments & Merchandiser)



N Scale N Scale AutoScenes Assortment

AS5294 (1 ea of 25)
Header not included but available upon request.

21 1/2" w x 3" d x 24" h
(54.6 cm x 7.62 cm x 60.9 cm)

Product descriptions on pages 66-69.

HO Scale HO Scale AutoScenes Assortment

AS5473 (1 ea of 43)
Assortment includes a full-color header.

21 3/4" w x 4" d x 52 1/2" h
(55.2 cm x 10.1 cm x 133 cm)

Product descriptions on pages 66-69.

Just Plug

Just Plug Assortment with Merchandiser JP5780 (4-8 ea of 18)

Vinyl panel for pegboard display. 20" w x 6" d x 30" h (50.8cm x 15.2 cm x 76.2 cm)

Just Plug Light Add-On Assortment JP5781 (2 ea of 8)

3" w x 6" d x 27" h (7.62 cm x 15.2 cm x 68.5 cm)

Just Plug Street & Wall Mount Lights Merchandiser JP5670

Vinyl panel for pegboard display. 20" w x 6" d x 30" h (50.8cm x 15.2 cm x 76.2 cm)

Just Plug Street & Wall Mount Lights Assortment with Merchandiser JP5671 (4 ea of 18)

Just Plug Vehicles Assortment with Merchandiser JP5589 (2 ea of 24)

Vinyl panel for pegboard display. 12 5/8" w x 6 1/2" d x 30" h (32 cm x 16.5 cm x 76.2 cm)

Just Plug O Scale Vehicles Assortment with Merchandiser JP5969 (2 ea of 12)

Vinyl panel for pegboard display. 21 3/4" w x 6 1/2" d x 30" h (55.2 cm x 16.5 cm x 76.2 cm)

Product descriptions on pages 72-77.



JP5780 Assortment and
JP5781 Assortment



JP5671 Assortment



JP5589 Assortment



JP5969 Assortment

Merchandiser & Assortments

Just Plug ISBU

Just Plug In-Store Built-Up UD5691

This HO Scale In-Store-Built-Up has everything you need to get customers excited about the Just Plug Lighting System. The display comes with a Police Car, Arched Cast Iron Street Light and Lubener's General Store - simply plug into the Light Hub.
12 1/4" w x 5 5/8" d x 12 3/4" h (31.1 cm x 14.2 cm x 32.3 cm)



Landmark Structures Building Kits

Pre-Fab Building Kits packaged in sturdy, brightly colored boxes. Box artwork provides four shelving options to make the most of your display space.

(Photos are a representation of Assortment packaging)



N Scale

N Scale Landmark Structures Assortment PF5261

(1 ea of 15)

Product descriptions on pages 92-97.



HO Scale

HO Scale Landmark Structures Assortment PF5233

(1 ea of 15)

Product descriptions on pages 92-97.



O Scale

O Scale Landmark Structures Assortment PF5940

(1 ea of 6)

Product descriptions on pages 92-97.

Gold Kits


Gold Kits are themed building kits that create entire scenes with loads of details.



N Scale

N Scale Gold Kit Assortment 60099A (2 ea of 4)

Product descriptions on pages 98-99.



HO Scale

HO Scale Gold Kit Assortment 40099E (2 ea of 7)

Product descriptions on page 104-105.



N Scale Building Kits

N Scale Kit Assortment 50099B (2 ea of 16)

Assortment includes a two-color sign, reorder tags and a plan-o-gram.
27" w x 2" d x 32" h (68.5 cm x 5.08 cm x 81.2 cm)

Product descriptions on pages 100-102.



HO Scale Building Kits

HO Scale Kit Assortment 10067 (1 ea of 36)

Assortment includes a two-color sign, a set of four-color reorder cards and a plan-o-gram.

38" w x 4 1/2" d x 68" h (96.5 cm x 11.4 cm x 172 cm)

Product descriptions on pages 106-112.



O Scale Building Kits

O Scale Building Kit Assortment 80099 (2 ea of 3)

Product descriptions on page 118.



N Scale Modular System

N Scale Modular Assortment 60100 (6-20 ea of 14)

Assortment includes a two-color sign, reorder tags and a plan-o-gram.
21" w x 6" d x 27" h (53.3 cm x 15.2 cm x 68.5 cm)

Product descriptions on page 103.



O Scale Modular System

O Scale Modular Assortment 90199 (2-10 ea of 12)

Assortment includes a two-color sign, reorder tags and a plan-o-gram.
19 1/2" w x 5" d x 34" h (49.5 cm x 12.7 cm x 86.3 cm)

Product descriptions on page 119.

Merchandise & Assortments

Scenic Details

HO Scale Scenic Details Merchandiser D299
Merchandiser displays 47 Scenic Details. This two-sided spinner sits on a counter or shelf. Includes a bright header.

Scenic Details Assortment D295 (2 ea of 47)
16 1/2" w x 15" d x 40" h (41.9 cm x 38.1 cm x 101 cm)
Product descriptions on pages 63-64, 70 and 121.



D299 Merchandiser & D295 Assortment

Trackside Scenes

HO Scale Trackside Scenes Merchandiser and Assortment TS150 (2 ea of 4)
Cardboard merchandiser is a counter or shelf display that holds 8 kits. Each kit contains over 70 pieces.
11" w x 10 3/4" d x 12" h (27.9 cm x 27.3 cm x 30.4 cm)
Product descriptions on page 122.



TS156 Assortment

Mini-Scenes

Mini-Scene Assortment M120 (2-6 ea of 15)
Twelve Kits, Paint Sets, Pewter Patina Finish and Glass Display Dome and Bases.
Product descriptions on page 123.



M120 Assortment

Complete Scenes

HO Scale Complete Scenes Assortment S5 (2 ea of 3)
Assortment includes three different HO scale scenes! Each kit has a different size footprint.

HO Scale Scene Kit Assortment TS156 (1 ea of 7)
Assortment includes 4 Trackside Scenes and 3 Complete Scenes.
Product descriptions on page 122.



S5 Assortment



TS156 Merchandiser and Assortment

Dry Transfer Decals

Dry Transfer Decals Merchandiser DT595

Convenient counter/shelf or pegboard display that holds 47 different Dry Transfer Decals and 4 Dry Transfer Burnishers. It allows for immediate viewing and access. No assembly required.

23" w x 8 3/4" d x 9 3/4" h (58.4 cm x 22.2 cm x 24.7 cm) Counter Top or Pegboard Display

Dry Transfer Decals Assortment DT594 (2-4 ea of 48)

Product descriptions on pages 130-132.



DT595 Merchandiser & DT594 Assortment



Pegboard Display

Model Graphics

Model Graphics Merchandiser MG700

Displays 64 different styles of high-quality Model Graphics and holds 6 Dry Transfer Burnishers. Counter, shelf or pegboard spinner with a two-color header.

17" w x 17" d x 35 1/2" h (43.1 cm x 43.1 cm x 90.1 cm) Counter Top or

17" w x 19" d x 35 1/2" h (43.1 cm x 48.2 cm x 90.1 cm) Pegboard Display

Model Graphics Assortment MG795 (2-6 ea of 65)

Product descriptions on page 130 and 133.



MG700 Merchandiser & MG795 Assortment



Pegboard Spinner

Hob-E-Lube

Hob-E-Lube Merchandiser HL695

Counter, shelf or pegboard merchandiser, which holds lubricants and Workbench Assortment. Also included is product information, so your customer can choose the right lubricant.

24" w x 12" d x 12" h (60.9 cm x 30.4 cm x 30.4 cm)

Hob-E-Lube Assortment HL690 (4 ea of 8)

Product descriptions on page 136.



HL695 Merchandiser & HL690 Assortment

Hob-E-Lube Premium Oils

Hob-E-Lube Premium Oils Assortment HL691 (4 ea of 4)

Assortment includes a free 8" x 8" (20.3 cm x 20.3 cm) backing card and displays 4 different Premium Oils. These oils have a special 2 1/4-inch (5.71 cm) needle tip applicator.

Product descriptions on page 136.



HL691 Assortment

Hob-Bits

Hob-Bits Merchandiser and Assortment H798

Counter or pegboard display. It includes a two-color header with chart for determining the appropriate fastener. Miniature machine screws are available in four different styles and a variety of sizes. Hex nuts, washers, wrenches and taps are easily displayed.

15 3/4" w x 6 1/2" d x 13 1/4" h (40 cm x 16.5 cm x 33.6 cm) Counter Top or Pegboard Display

Product descriptions on page 136.



Pegboard Display

H798 Merchandiser & Assortment

Merchandiser & Assortments

Scene-A-Rama

Scene-A-Rama Merchandiser SP4095

Designed to set on the floor or fix squarely on a standard 15-inch (38.1 cm) gondola. Set merchandiser as an end cap, in an aisle or free standing anywhere in your store.

42" w x 15" d x 74" h (106 cm x 38.1 cm x 187 cm)

Complete Assortment SP4103 (4-6 ea of 28)

Scene Setters Merchandiser SP4094

Scene Setters Clamshell Assortment SP4330 (4 ea of 10)

Project Pack Assortment SP4321 (2 ea of 4)

Scenery Assortment SP4077 (4 ea of 19)

Scene Setters Bag Assortment SP4331 (4 ea of 14)

Theme Kit Assortment SP4238 (4 ea of 12)

Product descriptions on pages 138-145 and 148-149.



SP4095 Merchandiser & SP4103 Complete Assortment



Scene Setters Clamshell Assortment SP4330



Scenery Assortment SP4077



Scene Setters Bag Assortment SP4331



Project Pack Assortment SP4321



Theme Kit Assortment SP4238

Scene-A-Rama Built-Ups

Volcano In-Store Built-Up D7

Staged built-up demonstrates four easy steps to a great diorama. Set it by the Scene-A-Rama products to promote sales. This is a dealer direct item.

18" w x 12 1/2" d x 14 1/2" h (45.7 cm x 31.7 cm x 36.8 cm)

Tepee In-Store Built-Up D1

This built-up is the perfect example of a project that can be created using Scene-A-Rama. Set it next to your cash register, or the Scene-A-Rama Merchandiser, to draw attention and promote sales. This is a dealer direct item.

12 1/2" w x 9 1/2" d x 9 3/4" h (31.7 cm x 24.1 cm x 24.7 cm)



SailBoat Racer

SailBoat Racer Merchandiser SR495

Shelf or wall unit that displays Assortment SR490.

24" w x 4 1/2" d x 19" h (60.9 cm x 11.4 cm x 48.2 cm)

SailBoat Racer Assortment SR490 (4-8 ea of 9)

Product descriptions on page 174.



SR495 Merchandiser & SR490 Assortment

Merchandiser & Assortments

PineCar

PineCar Merchandiser P3994

Display the complete assortment, 132 products on a space-saving floor spinner with colorful header. Converted easily to a pegboard wall mount.

29" w x 26 3/4" d x 86" h

(73.6 cm x 67.9 cm x 218 cm) Floor Spinner or

76" w x 12" d x 86" h

(193 cm x 30.4 cm x 218 cm) Pegboard Display

PineCar Complete

Assortment P3881 (2-12 ea of 132)

PineCar Starter Assortment P3882

(2-6 ea of 132)

PineCar Precision Tool Merchandiser & Assortment P3883 (2 ea of 6)

PineCar Full Body

Assortment P3884 (2 ea of 9)

PineCar Basic Merchandiser & Assortment P3870 (2-7 ea of 12)

PineCar Power Panel

Assortment P3869 (4-6 ea of 22)

PineCar Endcap

Assortment P3878 (1-12 ea of 41)

PineCar Endcap Starter

Assortment P3879 (1-6 ea of 41)

Product descriptions on pages 152-172.




Pegboard Display



P3994 Merchandiser & P3881 Assortment



PineCar Basic Merchandiser & Assortment P3870



Power Panel Assortment P3869



Precision Tool Merchandiser & Assortment P3883



PineCar Full Body Assortment P3884



Endcap Assortment P3878





A

- Adhesives.....9, 23, 34, 59
- Architectural Model Landscape Asst.....178
- Architectural Scale People Assortment178
- Assortments & Merchandisers 176-190
- AutoScenes..... 66-69
- Assortments183
- N, HO Scale 66-69
- Auxilliary Switch.....72

B

- Ballast21
- Shaker Assortment & Merchandiser.....178
- Blended Turf24
- Books.....4
- Broken Stumps29
- Buildings79-121
- Building Kits 92-120
- Building Sets120, 126, 127, 128
- Built-&-Ready Landmark Structures.....79-90
- N, HO Scale 80-90
- O Scale 80-90
- Bushes25

C

- Canister Shaker23
- Canister Shaker Set.....23
- Carving Plaster12
- City & Industry Building Set.....120, 127
- Clump-Foliage.....26
- Clump-Foliage/Tree Kit Assortment.....179
- Coal21
- Coarse Turf.....24
- Complete Landscape Kit47
- Complete Scenes122
- Assortment.....186
- Connecting Cables73
- Corner Module Kit125
- Corner Module Kit Stand125
- Culverts15
- Culverts, Retaining Walls & Portals.....15-16
- Cut Stumps29

D

- Dead Fall29
- Decals & Graphics130-133
- Design Preservation Models Landmark Structures.....98-119
- Assortments & Merchandisers184-185
- Building Kits HO Scale.....106-112
- Building Kits N Scale100-102
- Building Kits O Scale118
- Gold Kits HO Scale.....104-105
- Gold Kits N Scale98-99
- Modular HO Scale113-117
- Modular N Scale103
- Modular O Scale.....119
- Dry Transfer Burnisher130
- Dry Transfer Decals.....130-133
- Assortment & Merchandiser.....187

E

- Earth Colors Liquid Pigment14
- Earth Colors Kit14
- Undercoat14
- E-Z Water31
- Easy Rock Carving Tools13
- Expansion Hub72
- Extension Cables.....73

F

- Fasteners & Lubricants136
- Field Grass26
- Figures & Accents.....49-64
- Fine-Leaf Foliage46
- Fine Turf24
- Flex Paste.....8
- Flexi Edge.....22
- Flowering Foliage.....28
- Flowers.....29
- Foam Cutter Bow & Guide.....9
- Foam Knife8
- Foam Knife Blades8
- Foam Nails8
- Foam Pencils.....8
- Foam Putty.....8
- Foam Sheets6, 7
- Foam Tack Glue9
- Foliage.....28
- Foliage Clusters27
- Forest Canopy.....45
- Assortment.....179
- Fruit.....29

G

- Gentle Grips59
- Glass Display Dome and Base.....123
- Grade Crossings.....22
- Grand Valley Layout Kit.....127
- Building Set127
- Gravel.....22

H

- Hob-Bits.....136
- Assortment & Merchandiser.....187
- Hob-E-Lube136
- Assortment & Merchandiser.....187
- Lubricants136
- Premium Oils136
- Hob-e-Tac Adhesive23
- Hot Wire Foam Cutters.....9
- Replacement Wire9

I

- Incline/Decline Sets and Starters6-7

L

- Landmark Structures79-97
- Landmark Structures Building Kits.....92-97
- Assortment.....184
- Landscape System.....23-35
- Assortments & Merchandiser.....177
- Latex Rubber.....19
- Layout Kits124-129
- Layout System6-9
- Lead-Free Metal Tree Kits47
- Hardwood Forest Kit.....47
- Large Tree Kits47
- Pine Forest Kit47
- Small Tree Kits.....47
- Learning Aids4-5
- Learning Kits5
- Assortment.....179
- Landscape5
- River/Waterfall5
- Road System.....5
- Rock Faces5
- Scenery Details.....5
- Trees5
- LED Lights.....75

Lichen	27
Light Block Kit	73
Light Diffusion Window Film	73
Light Hub	72
Lighting System	72-75
Assortment	183
Lights & Hub Set	72
Lightweight Hydrocal	12
Low Temp Foam Glue Gun	9
Low Temp Foam Glue Sticks	9

M

Mat Adhesive	34
Merchandisers & Assortments	176-190
Mini-Scene Kits	123
Assortment & Merchandiser	186
Paint Set	123
Model Graphics	133
Assortment & Merchandiser	187
Model Scenery Made Easy (DVD)	4
Modeling Sheets	8
Mod-U-Rail System	124-125
Connector Plate Set	125
Module Kits	125
Module Kit Stands	125
Mold-A-Scene Plaster	12
Mountain Valley Scenery Kit	129

N

Nano Lights	75
No-News Paper	10

P

Paving Tape	22
Pewter Patina Finish	123
Plaster Brush Set	13
Plaster Cloth	10
Plaster Cloth Narrow	10
Plaster Cloth Triple Roll	10
Plaster Cloth Sheets	10
Plaster Cloth/Modeling Tray	10
Plaster Mixing Set	13
Plasters	12
Pollen	35
Assortment	179
Poly Fiber	28
Power Supply	72
Premium Trees	36, 37-39
Assortment & Merchandiser	180
Profile Boards	6, 7

R

Ready Landforms	35
Assortment	179
Ready Made Realistic Trees	36, 42-43
Assortment & Merchandiser	180
Ready Made Trees Value Pack	44
Assortment & Merchandiser	180
Ready Rocks	17
ReadyGrass Vinyl Mats	34
Assortment & Merchandiser	179
Landscape Kit	34
Mat Adhesive	34
Project Sheets	34
Road Kit	34
Tree Kit	34
Water Kit	34
Realistic Tree Kits	46
Realistic Water	31
Retaining Walls	15
Risers	6, 7
River Pass Layout Kit	128
Building Kits	128
Scenery Kit	128

Road Riser	8
Road Striping Pens	22
Road System	22
Paving Tape	22
Smooth-It	22
Top Coat (Asphalt)	22
Top Coat (Concrete)	22
Rock Molds	18-19
Rocks	17-19
Rocky Ridge	35

S

Scale Chart	49
Scene Kits	122-123
Scenery Clinic	179
Scenic Accents	49-62
Assortments & Merchandisers	181-182
Economy Packs	59
G Scale	60-62
N, HO, O Scale	49-59
Glue	59
Gentle Grips	59
Scenic Cement	23
Scenic Details	63-64, 70, 121
Assortment & Merchandiser	186
Scenic Glue	23
Scenic Ridge Layout Kit	126
Building Set	120, 126
Track Pack	126
Scenic Sprayer	23
Select Building Kits	111-112
Shaker Merchandiser	178
Shaper Sheet	11
Shaper Sheet Plaster	12
Smooth-It	22
Soft Flake Snow	29
Square Module Kit Stand	125
Static Grass Flock	25
Shaker Assortment	178
Straight Module Kit Stand	125
Straight Module Kit	125
Stick-On Lights	75
Sticky Spots	10
Street Lights	74
Stumps	29
SubTerrain System	6-9
Assortments & Merchandisers	176
SubTerrain: Build A Layout Fast and Easy (DVD)	4
SubTerrain Manual	4
SubTerrain Scenery Kit	129
Super Strength Plaster	12
Support Panels	10

T

Talus (Rock Debris)	19
Terrain	10-14
Assortment & Merchandiser	176
The Clinic	4
The Scenery Kit	129
The Scenery Manual	4
Tidy Track	134-135
Assortment & Merchandiser	181
Cleaning & Finishing Pads	134
Clean Track Solution	135
Dust Monkeys	134
Maintenance Pads	134
Rail Pal	134
Rail Tracker Cleaning Kit	134
Rescue Pads	134
Roto Pads	135
Roto Wheel Cleaner	135
Track Painters	135
Tidy Wire Kit	75

Index

Top Coat (Asphalt/Concrete).....	22
Town and Factory Building Set	120-126
Track-Bed.....	20
Assortments & Merchandiser	178
Rolls	20
Sheets.....	20
Strips.....	20
Strips (Bulk).....	20
Super Sheets.....	20
Track Packs.....	126
Trackside Scenes	122
Assortment.....	186
Tree Armatures	44
Tunnels.....	35
Tunnel Liner Form.....	13
Tunnel Portals.....	16
Turf Shaker Assortment & Merchandiser	178

U

Underbrush	25
------------------	----

Underbrush, Bushes & Flock Assortment and Merchandiser	178
---	-----

V

Vehicles	66-70
Videos	4

W

Wall Mount Lights	75
Water System	31-33
Assortment & Merchandiser.....	181
Deep Pour Water.....	31
Dust Dabber.....	33
Realistic Water.....	31
Surface Waters.....	33
Water Effects.....	33
Water Tints.....	32
Water Undercoats.....	32
White Water Highlight	33
Woodland Classics.....	36, 40-41
Assortments & Merchandiser	180



A

A+ Projects & Dioramas: The Students Handbook.....	138
Accents	142
Scenery & Adhesives.....	142-144
Assortments & Merchandiser.....	188

B

Building & Structure Kit.....	144
Blue Realistic Water	143

C

Casting Plaster	144
Classroom Packs	150
Cell Structure.....	150
Creative Mask.....	150
Erupting Volcano	150
Tepee Village	150
Complete Diorama Kit: Buildings	139

D

Desert Plants.....	142
Diorama Kits.....	139-141
Basic Diorama Kit	140
Desert Oasis Diorama Kit.....	140
Mountain Diorama Kit	141
Water Diorama Kit	141
Complete Diorama Kit: Buildings	139

F

Flat Surface Diorama Kits	140
Foliages & Grasses.....	142

H

Horizon & Detail Kit.....	144
---------------------------	-----

I

In-Store Built-Ups.....	189
-------------------------	-----

L

LandESCAPE Kits	146-147
Dinosaur Ridge.....	146
Shipwrecked	147

M

Mountain & Water Diorama Kits	141
-------------------------------------	-----

P

Plaster Cloth.....	144
Pop-up Display.....	139
Project Base & Backdrops.....	139
Project Book.....	138
Project Glue.....	143
Project Packs	149
Cell Structure.....	149
Creative Mask & More	149
Erupting Volcano	149
Native American Village	149

R

ReadyGrass Vinyl Mats Sheets	144
Ripplin' Water Kit	142
Rock Making Kit	142

S

Scene Setters.....	148
Assortment.....	188
Scenic Spray Glue.....	143
Scenery	142
Assortment.....	188
Sculpting Kit.....	144
ShowBox.....	139
Sticky Bond.....	143

T

Theme Kits	145
Assortment	188
Ancient Ruins Kit	145
Cabin Kit	145
Castle Kit.....	145
Energy Efficient Kit.....	145
Farm Kit.....	145
Home Kit	145
Ocen Kit	145
Pioneer Kit.....	145
Playhouse Kit.....	145
Pyramid Kit.....	145
Tepee Village Kit	145
Volcano Kit	145
Trees	143

W

Winter Effects	142
----------------------	-----

PINECAR®

A		PineCar 6 Packs.....	173
5 Axles	172	PineCar Race Package.....	173
Accessories.....	171	PineCar Racer Basic Kit.....	152
Adhesives.....	171	PineCar Racer Bodies and Kits.....	152-55
Adjustable Stick-On Weights	169	PineCar Racer Premium Kits.....	155
Assortments & Merchandisers	190	PineCar Racer Wedge Kit	152
Axle Keepers	172	PineCar Speedway	173
Axle Shaper.....	172	Pre-Cut Designs	153
Axle Slot Jig.....	172	Precision Tools	172
Axle Placement Guide	172	Assortment.....	190
Axles & Polishing Kit	168	Program Guide	152
Aerodynamic Racer Weight	169		
Aerodynamic Pre-Cut Designs.....	153	R	
B		Racer Display Stand	171
Block.....	153	Racer Shaping Tools.....	171
Body Putty	171	Racing Wheels	172
Body Skin Custom Transfers.....	158	Round Weights.....	169
Building PineCar Racers (DVD)	152	S	
Body Builder Kit.....	165	SailBoat Racer Kit.....	174
C		SailBoat Racer Decals	174
Canopy & Cockpit Sets	164	SailBoat Racer	
Certificates, Ribbons and Trophies - PineCar.....	173	Assortment & Merchandiser.....	189
Certificates, Ribbons and Trophies - SailBoat	174	Sanding Pads.....	171
Chassis Weights.....	169	Sanding Sealer & Wax	157
Cockpits and Drivers	164	Sandpaper Assortment.....	171
COG System.....	167	Show Wheels	171
Combo Weights	169	Speed Kit	168
Complete Paint Systems	156	Speed Racer Kit	152
Custom Finishing Kits.....	156	Speed Tools	167-168
Custom Parts	166	Straight Tracker	172
Custom Parts With Decals.....	166	Stick-On Decals	162
D		Stick-On Detail	163
Decorative Racing Pennants.....	173	Super Glue	171
Deluxe Car Kits.....	154	T	
Designer Kits	154	Tapered, Strip and Bar Weights	169
Designer Kits with Wedge.....	155	Templates & Stick-on Decals	163
Designer Stick-On Weights.....	169	Tools, Accessories & Adhesives.....	171
Diamond Finishing Kit.....	168	Total Hub Shaper.....	172
Dry Transfer Decals.....	159-161	Tungsten CoG Weights.....	170
Dry White With Cling.....	167	Tungsten Incremental Weights	170
E		Tungsten Putty Weight.....	170
Elimination Charts, Forms & Stickers	173	W	
EZ-Cut Tungsten Weight.....	170	Wedge.....	153
F		Weigh-In Digital Scale w/ Conformity Gauge.....	173
Featherweight Customizing Kit	165	Weights	169-170
Formula Glue.....	171	Wheel Alignment Tool	168
Full Body Pre-Cut Designs.....	153	Wheel Flare Rub-On Decals.....	157
Assortment.....	190	Wheel Lathe	172
H		Wheel Turning Mandrel	168
Hob-E-Lube Dry Graphite Lubricant	167	Windshield Kit.....	164
How-To Book	152	X	
Hub Tool.....	172	XLR8 Ultra Graphite.....	167
M			
Micro-Polishing System	168		
P			
Performance & Conformity System	167		

A rewarding and creative experience awaits you. Simple, fail-safe products for any age and skill level ensure your success. Our commitment to your satisfaction inspires our innovation and fuels our determination to offer the best in quality-tested products.



Visit us online or use the Store Locator on our website to find a retailer in any of the highlighted locations around the world.

XLITWSCATALOG

©2017 O CO



WOODLANDTM

PO BOX 98 • LINN CREEK, MO 65052

Phone 573-346-5555 • Fax 573-346-3768 • woodlandscenics.com