



WOODLAND SCENICS



QUALITY BRANDS

WOODLAND SCENICS



PINECAR



SCENE-A-RAMA





Woodland Scenics is committed to a business practice, which supports the economy of our local community.

We manufacture the vast majority of our products at our Linn Creek, Missouri manufacturing plant, which also houses our product development, package and creative design, marketing, sales and customer service operations.

When you purchase Woodland Scenics Quality Brands, you support American manufacturing working in balance with a global economy to support American jobs.

### Woodland Scenics Apps

Visit our website to download the following apps, available for the iPhone/iPad, Android and Kindle Fire.



**Model Inventory** Easy-to-use inventory app for tracking your model railroad locomotives, rolling stock, structures, scenery and accessories.



**Model Scaler** Fast, easy and efficient scale model conversion tool for any scale. Quickly convert U.S. Customary and Metric measurements into any scale. Also available for Windows, Mac and Linux on the Chrome Web Store.



**PineCar Calculator** Instantly find your car's center of gravity. Calculate the amount of weight you need on your front axle to place your center of gravity where you want it.



Look for this icon adjacent to specific products. It lets you know there is a how-to video demonstration of that product on our website.

Keep up-to-date on all Woodland Scenics happenings! Join us on social media or visit the website to sign up for our e-newsletter. Get the latest product announcements, newly released how-to videos and other information related to your modeling projects.



All art material products in this catalog conform to Health Requirements of ASTM D4236

## WOODLAND SCENICS® ..... 3 -124

From base to terrain to the final scenic detail, this line of products offers exactly what you need to build your layout, diorama, display or other project. *These items are not Children's Products and are not intended for use by Children.*

**Learning Aids** ..... 4-5  
Learn the techniques you need to build a layout from start to finish.

**Layout System** ..... 6-9  
Revolutionary. Lightweight. Design and build any layout easily.

**Terrain System** ..... 10-14  
Model realistic mountains, valleys, rolling hills and other features.

**Culverts, Retaining Walls & Portals** ..... 15-16  
High-density plaster castings, highly detailed and ready to color.

**Rocks** ..... 17-19  
Mold and color your own or install ready-to-go, hand painted rocks.

**Roadbed** ..... 20- 21  
Quality roadbed products ensure a quiet, efficient train operation.

**Road System** ..... 22  
Model roads, sidewalks, curbs, and other paved areas easily.

**Landscape** ..... 23-33  
Easy-to-use products produce the realistic results you expect.

**Trees** ..... 34-45  
Trees and tree-making products for limitless, realistic possibilities.

**Figures & Accents** ..... 46-61  
Set a lively scene with people, animals and accessories.

**Vehicles** ..... 62-66  
Set a realistic stage with a wide selection of vehicles and figures.

**Lighting System** ..... 67-71  
Quickest and easiest way to add lights to buildings or any project.

**Buildings** ..... 72-111  
Select one of several options to satisfy your modeling preference.

**Scene Kits** ..... 112-113  
Model a complete, detailed scene full of life, humor and interest.

**Layout Kits** ..... 114-119  
These complete kits produce professional results.

**Decals & Graphics** ..... 120-123  
Easy-to-apply dry transfer original graphics, numbers and letters.

**Track Maintenance** ..... 124-125  
Keep rails and wheels clean with this easy-to-use system.

**Fasteners & Lubricants** ..... 126  
Quality fasteners and lubricants for all hobby and household needs.

## SCENE-A-RAMA® ..... 127 -138

Easy-to-use modeling materials spark imagination and make learning fun. Scene-A-Rama is a complete line of products designed to help students create dioramas, displays and other A+ projects.

## PINECAR® ..... 139-162

Build the fastest racer on the track with this line of easy-to-build car kits, weights, decals, speed tools and accessories.

## MERCHANDISERS & ASSORTMENTS ..... 163-175

Increase product visibility and display appeal with eye-catching merchandisers, assortments and marketing tools.

**Index** ..... 176-179



## WOODLAND SCENICS




# Learning Aids



## See The Videos...Read The Books


Create your dream layout, diorama or display with easy and fail-safe modeling systems. No artistic talent needed. From lightweight layout bases to sculpting any type of terrain and modeling realistic scenery, learning aids teach you about the modeling process and walk you through each and every step.



### The Scenery Manual C1207

From layout base to landscape and the final scenic details, learn easy and fail-safe modeling techniques. This manual is full of color photos, illustrations, and the product information, step-by-step methods and tips and techniques you need to model realistic scenery. Great for beginners and experienced modelers.


167 pages



### SubTerrain Manual ST1402

This illustrated, how-to manual teaches you how to create the ideal lightweight layout for model trains. Over 200 illustrations and photos.

80 pages



### The Clinic VHS R990 - DVD R970

Some of the best professionals in the model railroad business demonstrate terrain and landscape techniques to a standing-room-only crowd at a National Model Railroad Association convention.


75 minutes



### SubTerrain: Build a Layout Fast and Easy VHS ST1401 - DVD ST1400

See how to build a model railroad layout with the revolutionary SubTerrain Lightweight Layout System.

58 minutes



### Model Scenery Made Easy DVD R973

Watch and learn! This comprehensive video was produced to teach all modelers, from beginner to expert, the simple secrets of creating realistic model scenery.

60 minutes

## Learning Kits

These value packed tools were developed specifically to teach beginning modelers and other hobbyists how to use the Terrain and Landscape Systems. Learn to sculpt terrain, cast, color and install rocks, landscape various scenes, create paved areas, make trees, model water features and add those crucial finishing touches. These kits are packaged in see-through plastic for easy product visibility and can be resealed to use as storage.



### Rock Faces LK951

Learn to cast, install and color realistic rock formations.

Products: Lightweight Hydrocal<sup>®</sup> Plaster, Plaster Cloth, Rock Mold, Earth Colors Liquid Pigment and illustrated instructions

Yield four to five rocks *\*Hydrocal<sup>®</sup> is a U.S. Gypsum registered trademark*

ONLINE VIDEO



### Road System LK952

Learn to add roads and other paved areas to any layout.

Products: Smooth-It, Paving Tape, Asphalt Top Coat and illustrated instructions

Road size approximately 3" x 4' (7.62 cm x 121 cm) long

ONLINE VIDEO



### Trees LK953

Learn to model trees for any layout, diorama or project.

Products: Tree Armatures, Hob-e-Tac Adhesive, Clump-Foliage and illustrated instructions

Yield 18 trees ranging in height from 3/4" to 8" (1.9 cm to 20.3 cm)

ONLINE VIDEO



### Landscape LK954

Learn to create beautiful scenery by blending and texturing various types and colors of scenery products.

Products: Earth Undercoat, Scenic Cement, Fine Turf, Clump-Foliage, Coarse Turf and illustrated instructions

Landscape an area 2' x 2' (60.9 cm x 60.9 cm)

ONLINE VIDEO



### River/Waterfall LK955

Learn to create the illusion of water depth, make a river and a waterfall.

Products: Earth Colors Liquid Pigment, Realistic Water, Water Effects, Talus, Plaster Cloth, Green Grass Fine Turf, Scenic Glue and illustrated instructions

Model a river 1" x 28" (2.54 cm x 71.1 cm) and a waterfall 1 1/4" x 5" (3.17 cm x 12.7 cm)

ONLINE VIDEO



### Scenery Details LK956

Learn simple techniques to create landscape detail on any layout.

Products: Dead Fall, Fine Turf, Bushes, Underbrush, Fine-Leaf Foliage, Field Grass, Flowering Foliage, Poly Fiber, Scenic Glue and illustrated instructions

Landscape an area 2' x 2' (60.9 cm x 60.9 cm)


ONLINE VIDEO

# Layout System

## SubTerrain Lightweight Layout System®

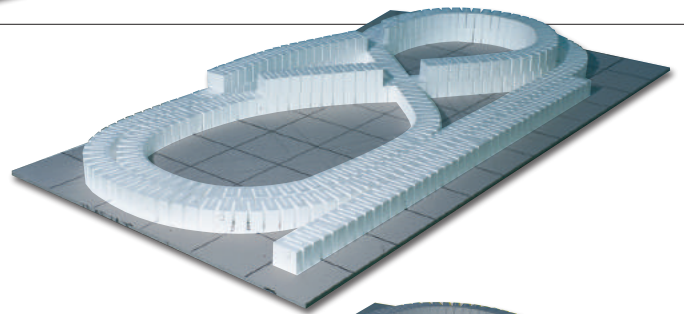

This revolutionary System consists of sturdy, durable and lightweight foam components that take the guesswork out of designing and building a layout, and tools and adhesives specifically designed to work with the system. The SubTerrain Manual (ST1402) provides detailed, fully illustrated instructions for using this system to construct a layout.

- No experience necessary
- No complicated calculations
- No expensive power tools
- No dusty mess





## Risers

Elevate the track from a flat surface to create low-lying areas.





## Inclines/Declines

Provide the proper change in elevation, so your train runs smoothly.




## Profile Boards

Add sides. Create terrain contours with the Hot Wire Foam Cutter.



## Foam Sheets

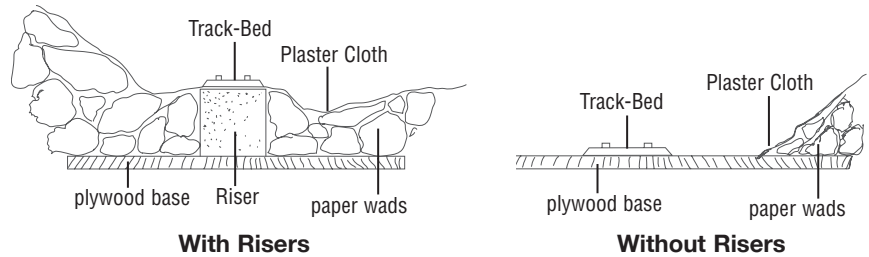
Create flat areas, tunnels and layout bases.



## Risers

High-density foam Risers are used to elevate track. With the surrounding areas lower, modelers can create creek beds, ravines and other low-lying areas quickly and easily without the mess and inconvenience of expensive power tools.

Flex easily to form curves. Use on a plywood or foam base. To install, pin in place with Foam Nails and attach with Low Temp Foam Glue or Foam Tack Glue.



### What Size Do I Need?

Risers are available in 1/2", 3/4", 1", 2" and 4" heights. We recommend using at least a 2" Riser to elevate your track. This will provide moderate elevation for gradual relief, hills and creek beds. Use a 4" Riser to give you maximum elevation for steep relief, rivers, valleys and other more dramatic landscape. Generally, 1/2", 3/4" and 1" Risers are used in conjunction with Incline/Decline Starters.

Each piece is 2 1/2" w x 24" l (6.35 cm x 60.9 cm)

| Description    | Quantity  | Product No. |
|----------------|-----------|-------------|
| 1/2" (1.27 cm) | 4 per pkg | ST1406      |
| 3/4" (1.9 cm)  | 4 per pkg | ST1414      |
| 1" (2.54 cm)   | 4 per pkg | ST1407      |
| 2" (5.08 cm)   | 4 per pkg | ST1408      |
| 4" (10.1 cm)   | 2 per pkg | ST1409      |

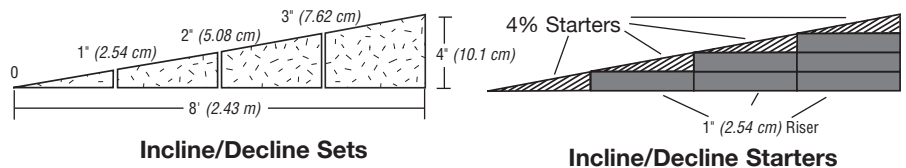
Patented Product



## Incline/Decline Sets and Starters

Inclines/Declines are flexible and allow a smooth transition from one height to another. To install, pin in place and attach with Low Temp Foam Glue or Foam Tack Glue. Starters are identical pieces. Use alone or with Risers.

Each piece is 2 1/2" w x 24" l (6.35 cm x 60.9 cm)



See website for detailed illustration.

### Description

| Description  | Quantity | Product No. |
|--|----------|-------------|
| 2% Set Elevates/lowers track 4" in 16' (10.1 cm in 4.87 m)     | 8/set    | ST1410      |
| 3% Set Elevates/lowers track 4 1/2" in 12' (11.4 cm in 3.65 m) | 6/set    | ST1416      |
| 4% Set Elevates/lowers track 4" in 8' (10.1 cm in 2.43 m)      | 4/set    | ST1411      |
| 2% Starter Raises/lowers the elevation 1/2" (1.27 cm)          | 8/pcs    | ST1412      |
| 3% Starter Raises/lowers the elevation 3/4" (1.9 cm)           | 6/pcs    | ST1415      |
| 4% Starter Raises/lowers the elevation 1" (2.54 cm)            | 4/pcs    | ST1413      |

Patented Product




## Profile Boards™ ST1419

Profile Boards create the perimeter of your layout to define the contours. Their special interlocking design makes them easy to join together with the use of matching Connectors. Place end-to-end or stack and lock together, then trim with a Hot Wire Foam Cutter to create mountain profiles.

Each Profile Board is 8" h x 24" l (20.3 cm x 60.9 cm)

2 Boards and 2 Connectors




## Foam Sheets

Use Foam Sheets to create flat areas for towns and to form tunnels. Use scrap foam to elevate the Foam Sheets and attach with Low Temp Foam Glue or Foam Tack Glue. The 1/4" sheet can be bent into a radius.

Each piece is 12" w x 24" l (30.4 cm x 60.9 cm)

| Description    | Quantity | Product No. |
|----------------|----------|-------------|
| 1/4" (6 mm)    | 1 pc     | ST1422      |
| 1/2" (1.27 cm) | 1 pc     | ST1423      |
| 1" (2.54 cm)   | 1 pc     | ST1424      |
| 2" (5.08 cm)   | 1 pc     | ST1425      |
| 3" (7.62 cm)   | 1 pc     | ST1426      |
| 4" (10.1 cm)   | 1 pc     | ST1427      |



# Layout System



## Modeling Sheets

- Unique layout-building material
- Use in place of styrene and balsa wood
- Flexible, lightweight and easy to cut
- Smooth, paintable surface

### 1/16" Modeling Sheets C1174

8 pcs / 16 sq ft (148 sq dm), 16 in x 18 in (40.6 cm x 45.7 cm) ea

### 1/8" Modeling Sheets C1175

4 pcs / 8 sq ft (74.3 sq dm), 16 in x 18 in (40.6 cm x 45.7 cm) ea


### 1/4" Modeling Sheets C1176

2 pcs / 4 sq ft (37.1 sq dm), 16 in x 18 in (40.6 cm x 45.7 cm) ea

### Assorted Modeling Sheets C1177

4 pcs (2 ea 1/16", 1 ea 1/8", 1 ea 1/4")


8 sq ft (74.3 sq dm), 16 in x 18 in (40.6 cm x 45.7 cm) ea



## Road Riser™ C1181

- Provides an instant flat area for modeling roads
- Follows the curvature of the terrain
- Flexible for modeling winding and hilly roads

4 pcs / 1/4" h x 2 1/2" w x 24" l  
(6.35 mm x 6.35 cm x 60.9 cm)



## Foam Nails ST1432

Use Foam Nails to pin Track-Bed, track, foam or other products in place temporarily.

2" (5.08 cm) 75/pkg



ONLINE VIDEOS

## Foam Knife ST1433

Ideal for cutting foam. Includes 2" long blade.

1 knife/pkg



## Foam Knife Blades ST1434

Replacement blades for Foam Knife


4 blades/pkg



## Foam Pencils ST1431

- Special lead designed to draw on foam without causing damage
- Colors will not bleed through paint or other coverings

2 red, 2 black/pkg



## Foam Putty™ ST1447

- Non-shrinking, lightweight filling material
- Same characteristics as foam
- Use to fill cracks and gaps on foam
- Sculpt, carve and sand easily when dry

16 oz vol (473 mL)



## Flex Paste™ C1205

- Flexible, non-cracking modeling paste
- Use to create a hard surface or as a filler or primer on foam
- Use as a road base
- Use with Soft Flake Snow to model heavy snow drifts

16 fl oz (473 mL)





## Low Temp Foam Glue Gun ST1445

- Will not damage foam and bonds instantly
  - Load glue sticks in barrel, use trigger to dispense
  - Use only with Low Temp Foam Glue Sticks
- 1 glue gun (110V) and 2 sticks 4" (10.1 cm)

ONLINE VIDEOS




## Low Temp Foam Glue Sticks ST1446

- Bonds to foam, wood paper and other materials
  - Use only with Low Temp Foam Glue Gun
- 10/pkg - 10" x 3/8" (25.4 cm x 9.52 mm)



## Hot Wire Foam Cutter

- Adjustable collars for clean, accurate cuts at any angle
- Two cutting path options - 4 1/2" or 3 1/2" w x 6" d (11.4 or 8.89 cm x 15.2 cm)
- Use only on Woodland Scenics foam products
- Includes 24" Nichrome wire - use only Nichrome replacement wire
- Use the Bow & Guide attachment to make precise angled cuts




*Includes option for cutting in tight places and faster cuts*

## 120V Hot Wire Foam Cutter ST1435 (Transformer/Plug US)

## 230V Hot Wire Foam Cutter ST14401 (Transformer/Plug Europe)

## 230V Hot Wire Foam Cutter ST14402 (Transformer/Plug UK)

## 240V Hot Wire Foam Cutter ST14403 (Transformer/Plug Australia/New Zealand)



## Foam Cutter Bow & Guide ST1437

- Bow attachment adds versatility to the Hot Wire Foam Cutter
  - Attach the Guide for precise angled cuts
- (Handle not included. For use with Hot Wire Foam Cutter.)*



## Hot Wire Foam Cutter Replacement Wire ST1436

- Special Nichrome wire
  - Retains even temperature needed to cut foam
- 48" (121 cm)



## Foam Tack Glue™ ST1444

- Specially formulated adhesive is high tack and effective on most materials, especially foam
  - Use as contact cement whenever bonding two large surfaces
- 12 fl oz (354 mL)

# Terrain System

The Terrain System offers a range of products for modeling earth contours, such as mountains, valleys, rolling hills and other realistic terrain easily. Use special pigments to color earth and castings. Install hand painted, ready-to-go rocks, or cast and/or carve custom rock formations. Add waterways, man-made drainage areas and structures like retaining walls and portals. Lay sound deadening roadbed and ballast track. Build and stripe paved roads and parking lots. Add grade crossings and model sidewalks and gravel roads.



## Support Panels

Quick and easy to use as strong, lightweight terrain understructure. Use to support raised areas and to prepare for covering with No-News Paper and Plaster Cloth. The 2" Panels work great with Road Riser when building roads. Cut easily with Hot Wire Foam Cutter, Foam Knife, scissors or hobby knife.

### 2" Support Panels C1172

2/pkg 1/16" x 18" w x 24" l (1.58 mm x 45.7 cm x 60.9 cm)

### 4" Support Panels C1173

4/pkg 1/16" x 18" w x 24" l (1.58 mm x 45.7 cm x 60.9 cm)

## Sticky Spots™ C1167

This high-tack, multi-sided adhesive yields instant placement on smooth and textured surfaces. It is repositionable and leaves no residue. Perfect for positioning terrain Support Panels and placing Road Riser. Each spot approx. 1/2" in diameter x 3/64" thick (12 mm x 1 mm)

100 pcs/pkg



## No-News Paper™ C1188

Use No-News Paper to build terrain and substructure in preparation for a plaster shell. No-News Paper is heavier than newspaper, offering stronger support and requiring less paper when making wads. Hands stay clean. Convenient to store.

100 ft<sup>2</sup>, 12" x 100' (9.29 m<sup>2</sup>, 30.4 cm x 30.4 m)



## Plaster Cloth/Modeling Tray C1194

Perfect for dipping Plaster Cloth. Made of durable nonstick silicone, the tray offers fast and easy cleanup and long-lasting use. Includes side grips for easy lifting. Also use to pour molds, plaster slabs and expansive rock walls and for a wide variety of modeling needs.

10" x 14" x 1 3/4" (25.4 x 35.5 x 4.44 cm)

## Plaster Cloth

Plaster Cloth is the easy, convenient method for modeling lightweight landforms and terrain base. The plaster-coated cloth creates a durable hard shell, designed to accept paints, pigments, plaster castings and landscape materials with realistic effects. Use to fill in terrain gaps and blend terrain features. Accepts Earth Colors Liquid Pigment, plaster castings and scenery materials easily.



### Plaster Cloth C1203

Packaged in a resealable bag. 8 in w x 5 yd l, 10 ft<sup>2</sup> (20.3 cm x 4.57 m, 92.9 dm<sup>2</sup>)



### Plaster Cloth Narrow Roll C1191

Specially sized for small areas/projects, Risers, Inclines/Declines and Road Riser.

Packaged in a resealable bag. 4 in w x 5 yd l, 5 ft<sup>2</sup> (10.1 cm x 4.57 m, 46.4 dm<sup>2</sup>)



### Plaster Cloth Triple Roll C1192

Get three times as much. Perfect for large projects.

Packaged in a resealable bag. 8 in x 15 yd, 30 ft<sup>2</sup> (20.3 cm x 13.7 m, 2.78 m<sup>2</sup>)



### Plaster Cloth Sheets C1193

Precut for convenience. Package doubles as a dipping and storage tray.

30 sheets/pkg 8 in x 12 in, 19.8 ft<sup>2</sup> (20.3 cm x 30.4 cm, 1.83 m<sup>2</sup>)

## Shaper Sheet™

Shaper Sheet is a unique, patent pending terrain building material. The strong, pliable sheet holds its form without understructure and can be shaped and reshaped to create any level of detail. It mechanically bonds with plaster to create a hard shell. Ideal for layouts, dioramas, displays and arts and crafts.

- Easily shape and reshape any type of terrain
- Strong, pliable and holds high detail
- Mechanically bonds with plaster
- Great for layouts, dioramas and arts & crafts

### 9" Shaper Sheet C1178

1 Roll/pkg 9" w x 72" l, 4.5 ft<sup>2</sup>  
(22.8 cm x 182 cm, 41.8 dm<sup>2</sup>)


### 18" Shaper Sheet C1179

1 Roll/pkg 18" w x 72" l, 9 ft<sup>2</sup>  
(45.7 cm x 182 cm, 83.6 dm<sup>2</sup>)



## Shaper Sheet Steps

Simply cut into any shape or size just using scissors.



Form anything with as much or as little detail as you want.



Finish your model with or without Shaper Sheet Plaster.



# Terrain System

Choose from a variety of plasters, each specially formulated to perform a specific way and provide the results you expect. All Plasters accept Earth Colors Liquid Pigment, are simple to mix and use, and they clean up easily and quickly when using plaster bowls and brushes.




**Shaper Sheet Plaster** C1180  
 Shaper Sheet Plaster offers an extended working time and is specially formulated to turn Shaper Sheet into a permanent, hard surface. The longer working time makes Shaper Sheet Plaster ideal for covering large projects. Use as an adhesive for attaching castings to plaster. Accepts Earth Colors Liquid Pigment.  
 Net Wt 4 lbs (1.81 kg)



**Carving Plaster** C1198  
 Carving Plaster is a unique plaster with an extended application time and carves easily when dry. Use it to carve rock faces, bridge abutments, piers and other terrain formations. Scores easily for stone, brick and cobblestone effects. Great for arts and crafts. Use with Easy Rock Carving Tools (C1185 - pg. 13). Accepts Earth Colors Liquid Pigment.  
 Net Wt 3.5 lbs (1.58 kg)



**Super Strength Plaster** C1199  
 Super Strength Plaster dries hard and strong and produces exceptional casting detail. It resists cracking and water absorption, making it ideal for heavily used and weight bearing terrain surfaces such as R/C terrain. Also works great for outdoor plaster projects and statuary castings. Use as an adhesive to attach castings to plaster. Accepts Earth Colors Liquid Pigment.  
 Net Wt 4 lbs (1.81 kg)



**Lightweight Hydrocal® Plaster** C1201  
 Lightweight Hydrocal is specially formulated for terrain modeling. It is half the weight of Hydrocal and goes twice as far. Use this tough, quick-setting plaster to create a hard shell terrain and to attach or fill in around castings. Accepts Earth Colors Liquid Pigment.  
 Net Wt 2 lbs (907 g)  
 Available in Bulk C1201B - 5 gal (18.9 L)  
 \*Hydrocal® is a U.S. Gypsum registered trademark



**Mold-A-Scene™ Plaster** C1202  
 Mold-A-Scene dries to a hard, textured shell with a natural tan color. Work with your hands or apply with a trowel-like tool. Use to create new or add to existing terrain. Model rocky hills, mounds, creek beds, deserts and other rough textured terrain. Fill gaps and holes and create piles and mounds. Accepts Earth Colors Liquid Pigment.  
 Net Wt 2 lbs (907 g)

| STRENGTH           | WORK TIME         | CURE TIME        | CURED WT.          | CARVABILITY      | CAST DETAIL     |
|--------------------|-------------------|------------------|--------------------|------------------|-----------------|
| 1 weak / 10 strong | 1 short / 10 long | 1 slow / 10 fast | 1 heavy / 10 light | 1 hard / 10 soft | 1 low / 10 high |
| 8                  | 10                | 5                | 4                  | 3                | 9               |
| 4                  | 8                 | 7                | 6                  | 10               | 5               |
| 10                 | 6                 | 3                | 2                  | 1                | 10              |
| 5                  | 2                 | 9                | 10                 | 6                | 7               |
| 2                  | 2                 | 8                | 9                  | 8                | 1               |



## Plaster Mixing Set C1187

Plaster Bowls and Spatula are fast and easy to clean, wet or dry! Cup and Bowl are marked in both fluid ounces and milliliters for easy measuring. Made of durable silicone for continual use and collapsible for easy storage.

- 1 Measuring cup 8 fl oz (236 mL)
- 1 Mixing Bowl 32 fl oz (946 mL)
- 1 Spatula



## Plaster Brush Set C1186

Plaster brushes are fast and easy to clean, wet or dry! They are specially sized for plaster application with staggered bristles to hold plaster. Made of durable silicone for continual use.

- Brushes are 1 1/2" and 3" wide. 2/pkg (3.81 cm and 7.62 cm)



## Easy Rock Carving Tools C1185

Use the Easy Rock Carving Tools with Carving Plaster to carve rock formations. The Strata Tool helps you carve and shape large areas fast. Model strata, blasted rock and other weathered and eroded outcroppings. Use the Carving Tool Chisel to carve gouges and cavities, and use the Pick to carve grooves, fine-line abrasions and striation markings.

The Duster helps keep your carving area free from debris to monitor carving process.


3 piece set



Use Strata Brush to carve and shape large areas fast. Model strata, blasted rock and other weathered and eroded outcroppings.

Use Chisel to carve out gouges and rock chunks. Use Pick to score grooves, fine line abrasions and striation markings.

Keep carving area free from debris and monitor carving progress with the Duster.



## Tunnel Liner Form C1250

- Cast realistic rock walls and ceilings for HO scale tunnels
- Innovative mold designed to form half of either a single or double liner section
- A few simple steps:
  - Use a spatula to fill the Tunnel Liner Form with Woodland Scenics Plaster. When dry, remove from mold.
  - Join two half sections on top with a strip of wet Plaster Cloth to form a hinge. Raise unattached side for track maintenance.
  - Join completed units end-to-end for a longer tunnel.

Sized for HO scale.

# Terrain System


## Earth Colors™ Liquid Pigment

- Use to color rocks, terrain and plaster castings
- Water-soluble, dilute and blend in limitless combinations
- Concentrated for economical usage, available in eight colors

4 fl oz (118 mL)

*Color may vary from actual product.*

ONLINE VIDEO



White

C1216



Concrete

C1217



Stone Gray

C1218




Slate Gray

C1219




Black

C1220



Raw Umber

C1221



Burnt Umber

C1222



Yellow Ocher

C1223

## Earth Colors Liquid Pigment Undercoat

- Formulated to provide a base color for terrain
- Extremely concentrated


8 fl oz (236 mL)

*Color may vary from actual product.*



Green Undercoat

C1228



Earth Undercoat

C1229

## Earth Colors Kit C1215

- Specially formulated for coloring Plaster Cloth, Woodland Scenics Plasters, foam, wood and papier mâché
- Use to color rocks, terrain and plaster castings, such as Retaining Walls, Culverts and Tunnel Portals
- Concentrated for economical usage, includes eight colors
- Water-soluble

1 fl oz (29.5 mL) ea

ONLINE VIDEO



## Coloring Rock Castings

Dab spots of the lightest Secondary Color Wash randomly over 1/3 of the rock casting.



Dab spots of the next Secondary Color Wash randomly over a different 1/3 of the rock casting.



Brush and dab the Dominant Black Wash over the entire rock casting to tie colors together.



# Culverts, Retaining Walls & Portals



## Culverts

Culverts are plaster castings, colored easily with Earth Colors Liquid Pigment.



### Concrete

HO Scale (2 each) C1262  
 $2\frac{1}{2}''$  w x  $1\frac{3}{8}''$  d x  $1\frac{1}{8}''$  h  
 (5.71 cm x 3.49 cm x 2.85 cm)

N Scale (2 each) C1162  
 $1\frac{3}{8}''$  w x  $\frac{5}{8}''$  d x  $\frac{5}{8}''$  h  
 (3.49 cm x 1.58 cm x 1.58 cm)



### Masonry Arch

HO Scale (2 each) C1263  
 $2\frac{5}{16}''$  w x  $2''$  d x  $1\frac{13}{16}''$  h  
 (5.87 cm x 5.08 cm x 4.6 cm)

N Scale (2 each) C1163  
 $1\frac{1}{4}''$  w x  $1\frac{3}{16}''$  d x  $\frac{31}{32}''$  h  
 (3.17 cm x 3.01 cm x 2.46 cm)



### Random Stone

HO Scale (2 each) C1264  
 $3\frac{1}{2}''$  w x  $1\frac{1}{4}''$  d x  $1\frac{3}{8}''$  h  
 (8.89 cm x 3.17 cm x 3.49 cm)

N Scale (2 each) C1164  
 $1\frac{7}{8}''$  w x  $\frac{3}{4}''$  d x  $\frac{13}{16}''$  h  
 (4.76 cm x 1.9 cm x 2.06 cm)



### Timber

HO Scale (2 each) C1265  
 $1\frac{1}{4}''$  w x  $2\frac{3}{8}''$  d x  $1''$  h  
 (3.17 cm x 6.03 cm x 2.54 cm)

N Scale (2 each) C1165  
 $\frac{3}{4}''$  w x  $1\frac{1}{4}''$  d x  $\frac{9}{16}''$  h  
 (1.9 cm x 3.17 cm x 1.42 cm)

## Retaining Walls\*

Retaining Walls are plaster castings, colored easily with Earth Colors Liquid Pigment. Use with or without Tunnel Portals. Install them individually or adjacent to one another to create straight or curved walls. Cut to varying heights to create stepped wing walls.

\*Scale lengths may vary depending on installation



### Concrete

HO Scale (3 each) C1258  
 $2\frac{3}{8}''$  w x  $4\frac{7}{8}''$  h (53' scale length)  
 (6.03 cm x 12.3 cm, 16.1 m scale length)

N Scale (6 each) C1158  
 $1\frac{1}{2}''$  w x  $2\frac{1}{2}''$  h (105' scale length)  
 (3.81 cm x 6.35 cm, 32 m scale length)



### Cut Stone

HO Scale (3 each) C1259  
 $3\frac{1}{8}''$  w x  $5\frac{1}{4}''$  h (69 1/2' scale length)  
 (7.93 cm x 13.3 cm, 21.1 m scale length)

N Scale (6 each) C1159  
 $1\frac{11}{16}''$  w x  $2\frac{11}{16}''$  h (135' scale length)  
 (4.28 cm x 6.82 cm, 41.1 m scale length)



### Timber

HO Scale (3 each) C1260  
 $2\frac{3}{8}''$  w x  $5\frac{1}{4}''$  h (53' scale length)  
 (6.03 cm x 13.3 cm, 16.1 m scale length)

N Scale (6 each) C1160  
 $1\frac{1}{4}''$  x  $2\frac{11}{16}''$  (100' scale length)  
 (3.17 cm x 6.82 cm, 30.4 m scale length)



### Random Stone

HO Scale (3 each) C1261  
 $3\frac{1}{8}''$  w x  $5\frac{1}{8}''$  h (65 1/4' scale length)  
 (7.93 cm x 13 cm, 19.8 m scale length)

N Scale (6 each) C1161  
 $1\frac{5}{8}''$  x  $2\frac{11}{16}''$  (135' scale length)  
 (4.12 cm x 6.82 cm, 41.1 m scale length)

# Culverts, Retaining Walls & Portals

## HO and N Scale Tunnel Portals

Tunnel Portals are plaster castings, colored easily with Earth Colors Liquid Pigment.



### Concrete Single

HO Scale (1 each) C1252

Outside:  $5 \frac{1}{16}$ " w x  $4 \frac{7}{8}$ " h - Inside:  $2 \frac{9}{16}$ " w x  $3 \frac{5}{16}$ " h  
(Outside: 14.4 cm x 12.3 cm - Inside: 6.5 cm x 8.41 cm)

N Scale (2 each) C1152

Outside: 3" w x  $2 \frac{1}{2}$ " h - Inside:  $1 \frac{7}{16}$ " w x  $1 \frac{13}{16}$ " h  
(Outside: 7.62 cm x 6.35 cm - Inside: 3.65 cm x 4.6 cm)



### Cut Stone Single

HO Scale (1 each) C1253

Outside:  $6 \frac{3}{16}$ " w x  $5 \frac{1}{4}$ " h - Inside:  $2 \frac{11}{16}$ " w x  $3 \frac{3}{4}$ " h  
(Outside: 15.7 cm x 13.3 cm - Inside: 6.82 cm x 9.52 cm)

N Scale (2 each) C1153

Outside:  $3 \frac{9}{16}$ " w x  $2 \frac{11}{16}$ " h - Inside:  $1 \frac{7}{16}$ " w x  $1 \frac{7}{8}$ " h  
(Outside: 8.41 cm x 6.82 cm - Inside: 3.65 cm x 4.76 cm)



### Timber Single

HO Scale (1 each) C1254

Outside: 5" w x  $5 \frac{1}{16}$ " h - Inside:  $2 \frac{5}{8}$ " w x  $3 \frac{3}{4}$ " h  
(Outside: 12.7 cm x 12.8 cm - Inside: 6.66 cm x 9.52 cm)

N Scale (2 each) C1154

Outside:  $2 \frac{5}{8}$ " w x  $2 \frac{11}{16}$ " h - Inside:  $1 \frac{5}{16}$ " w x  $1 \frac{15}{16}$ " h  
(Outside: 6.66 cm x 6.82 cm - Inside: 3.33 cm x 4.92 cm)



### Random Stone Single

HO Scale (1 each) C1255

Outside:  $5 \frac{5}{8}$ " w x 5" h - Inside:  $2 \frac{3}{4}$ " w x  $3 \frac{11}{16}$ " h  
(Outside: 14.2 cm x 12.7 cm - Inside: 6.98 cm x 9.36 cm)

N Scale (2 each) C1155

Outside:  $3 \frac{1}{8}$ " w x  $2 \frac{11}{16}$ " h - Inside:  $1 \frac{5}{8}$ " w x  $1 \frac{15}{16}$ " h  
(Outside: 7.93 cm x 6.82 cm - Inside: 4.12 cm x 4.92 cm)



### Concrete Double

HO Scale (1 each) C1256

Outside:  $7 \frac{5}{8}$ " w x  $4 \frac{7}{8}$ " h - Inside:  $4 \frac{1}{2}$ " w x  $3 \frac{13}{16}$ " h  
(Outside: 19.3 cm x 12.3 cm - Inside: 11.4 cm x 9.68 cm)

N Scale (2 each) C1156

Outside: 4" w x  $2 \frac{7}{16}$ " h - Inside:  $2 \frac{5}{16}$ " w x 2" h  
(Outside: 10.1 cm x 6.19 cm - Inside: 5.87 cm x 5.08 cm)



### Cut Stone Double

HO Scale (1 each) C1257

Outside:  $8 \frac{5}{16}$ " w x  $5 \frac{1}{4}$ " h - Inside:  $4 \frac{11}{16}$ " w x  $3 \frac{7}{8}$ " h  
(Outside: 21.1 cm x 13.3 cm - Inside: 11.9 cm x 9.84 cm)

N Scale (2 each) C1157

Outside: 4" w x  $2 \frac{25}{32}$ " h - Inside:  $2 \frac{9}{16}$ " w x  $1 \frac{31}{32}$ " h  
(Outside: 10.1 cm x 7.06 cm - Inside: 6.5 cm x 5 cm)

## O Scale Tunnel Portals



### Concrete Single

(1 each) C1266

Outside:  $8 \frac{3}{8}$ " w x 9" h - Inside:  $4 \frac{7}{16}$ " w x  $6 \frac{1}{2}$ " h  
(Outside: 21.2 cm x 22.8 cm - Inside: 11.7 cm x 16.5 cm)



### Cut Stone Single

(1 each) C1267

Outside:  $8 \frac{3}{8}$ " w x 9" h - Inside:  $4 \frac{1}{4}$ " w x  $6 \frac{1}{4}$ " h  
(Outside: 21.2 cm x 22.8 cm - Inside: 10.7 cm x 15.8 cm)





## Ready Rocks™

Highly detailed plaster castings, hand painted with Earth Colors Liquid Pigment. Ready Rocks are the answer for modelers who do not want to cast and paint their own rocks or need only a few to complete a project. Each rock is unique. Simply attach to layout.



Model shows Rock Face (C1138).



**Shelf** C1136  
6 pcs/ 7" - 7 1/2" (17.7 cm - 19 cm)

Shelf rock is cast to nest side-by-side and top-to-bottom. Use separately or to create a large, contiguous wall.



**Faceted** C1137  
8 pcs/ 3 1/2" - 7 1/2" (8.89 cm - 19 cm)



**Rock Face** C1138  
4 pcs/ 7" - 7 1/4" (17.7 cm - 18.4 cm)

Rock Face is cast to nest side-by-side and top-to-bottom. Use separately or to create a large contiguous wall.



**Outcroppings** C1139  
13 pcs/ 1" - 3 1/2" (2.54 cm - 8.89 cm)



**Surface** C1140  
18 pcs/ 1 1/2" - 3 1/2" (3.81 cm - 8.89 cm)



**Creek Bed** C1141  
31 pcs/ 1 3/8" - 4" (3.49 cm - 10.1 cm)



**Boulders** C1142  
22 pcs/ 1 1/8" - 1 1/2" (2.85 cm - 3.81 cm)

# Rocks



Model shows Creek Bank (C1245) and Creek Bed (C1246).

## Rock Molds

- Durable, flexible, reusable and finely detailed
- Use Woodland Scenics Plaster to cast small boulders, rock outcroppings, rocks for fields and creeks or entire rock faces
- Color with Earth Colors Liquid Pigment

ONLINE VIDEO




**Outcroppings** C1230  
5" x 7" (12.7 cm x 17.7 cm)



**Surface Rocks** C1231  
5" x 7" (12.7 cm x 17.7 cm)



**Boulders** C1232  
5" x 7" (12.7 cm x 17.7 cm)



**Embankments** C1233  
5" x 7" (12.7 cm x 17.7 cm)



**Random Rock** C1234  
5" x 7" (12.7 cm x 17.7 cm)



**Laced Face Rock** C1235  
5" x 7" (12.7 cm x 17.7 cm)




**Classic Rock** C1236  
5" x 7" (12.7 cm x 17.7 cm)



**Wind Rock** C1237  
5" x 7" (12.7 cm x 17.7 cm)



**Weathered Rock** C1238  
5" x 7" (12.7 cm x 17.7 cm)



**Strata Stone** C1239  
5" x 7" (12.7 cm x 17.7 cm)



**Rock Mass** C1240  
5" x 7" (12.7 cm x 17.7 cm)



**Layered Rock** C1241  
5" x 7" (12.7 cm x 17.7 cm)




**Washed Rock** C1242  
10 1/2" x 5" (26.6 cm x 12.7 cm)



**Base Rock** C1243  
10 1/2" x 5" (26.6 cm x 12.7 cm)



**Facet Rock** C1244  
10 1/2" x 5" (26.6 cm x 12.7 cm)



**Creek Bed** C1246  
5" x 7" (12.7 cm x 17.7 cm)



**Creek Bank** C1245  
Includes 2 unique molds - 5" x 7" (12.7 cm x 17.7 cm)



**Shelf Rock** C1247  
10 1/2" x 5" (26.6 cm x 12.7 cm)



**Rock Face** C1248  
10 1/2" x 5" (26.6 cm x 12.7 cm)

## Latex Rubber C1204

- Create long-lasting molds for rocks and other castings
- Ready to use, easy and fast
- Specifically formulated to be thin enough to seek detail and thick enough for durability

16 fl oz (473 mL)

**ONLINE VIDEO**



Brush three to six layers of Latex Rubber on rocks, hopper loads or other items.



When completely dry, carefully pull off the mold.



Make castings with Woodland Scenics Plaster.

## Talus (Rock Debris)


- Lightweight material made to model rock debris
- Sprinkle on layout and secure with Scenic Cement or Scenic Glue
- For maximum realism, mix and blend grades and colors
- Color Natural Talus with Earth Colors Liquid Pigment, if desired

21.7 cu in (355 cu cm)


**Particle size:** Fine 1/32"-3/32" (0.79 mm-2.3 mm) / Medium 1/32"-3/16" (0.79 mm-4.7 mm)  
Coarse 3/16"-3/8" (4.7 mm-9.5 mm) / Extra Coarse 3/16"-1/2" (4.7 mm-12.7 mm)

Coverage area depends on usage. Shown in actual size.

**ONLINE VIDEO**



**Fine Grade**



**Medium Grade**



**Coarse Grade**




**Extra Coarse Grade**



**Buff**

|              |       |
|--------------|-------|
| Fine         | C1270 |
| Medium       | C1271 |
| Coarse       | C1272 |
| Extra Coarse | C1273 |



**Brown**

|              |       |
|--------------|-------|
| Fine         | C1274 |
| Medium       | C1275 |
| Coarse       | C1276 |
| Extra Coarse | C1277 |



**Gray**

|              |       |
|--------------|-------|
| Fine         | C1278 |
| Medium       | C1279 |
| Coarse       | C1280 |
| Extra Coarse | C1281 |



**Natural**

|              |       |
|--------------|-------|
| Fine         | C1282 |
| Medium       | C1283 |
| Coarse       | C1284 |
| Extra Coarse | C1285 |

# Roadbed




ONLINE VIDEOS

## Track-Bed™

Track-Bed sound-deadening material cushions vibrations for a smoother operation, and is a higher quality, low-cost alternative to other rail beds. It is compatible with cork, remains flexible, requires no pre-soaking, and will not dry out or crumble.

Patented Product



### Rolls (Continuous Roll)

Track-Bed Rolls offer a smooth, almost seamless application. They are scored along the centerline to allow for easy separation when laying roadbed with a tight radius.

|          |         |  |
|----------|---------|--|
| N Scale  | ST1475* | 1/8" x 1 1/4" x 24" (3 mm x 3.17 cm x 7.31 m)  |
| HO Scale | ST1474  | 3/16" x 1 3/4" x 24" (5 mm x 4.44 cm x 7.31 m) |
| O Scale  | ST1476  | 3/16" x 2 3/4" x 24" (5 mm x 6.98 cm x 7.31 m) |

### Strips

Use Track-Bed Strips for application in tight areas. They are scored along the centerline to allow for easy separation when laying roadbed with a tight radius.


### Standard Pack (12 pieces per pkg)

|          |         |   |
|----------|---------|---|
| N Scale  | ST1472* | 1/8" x 1 1/4" x 24" (3 mm x 3.17 cm x 60.9 cm)  |
| HO Scale | ST1471  | 3/16" x 1 3/4" x 24" (5 mm x 4.44 cm x 60.9 cm) |
| O Scale  | ST1473  | 3/16" x 2 3/4" x 24" (5 mm x 6.98 cm x 60.9 cm) |

### Bulk Pack (36 pieces per pkg)

|          |         |   |
|----------|---------|---|
| N Scale  | ST1462* | 1/8" x 1 1/4" x 24" (3 mm x 3.17 cm x 60.9 cm)  |
| HO Scale | ST1461  | 3/16" x 1 3/4" x 24" (5 mm x 4.44 cm x 60.9 cm) |
| O Scale  | ST1463  | 3/16" x 2 3/4" x 24" (5 mm x 6.98 cm x 60.9 cm) |

\*Also works for HOn30 gauge.



### Sheets (6 pieces per pkg)

Use Track-Bed Sheets for rail yards or sidings.

|            |        |  |
|------------|--------|--|
| N Scale    | ST1460 | 1/8" x 3 1/4" x 24" (3 mm x 8.25 cm x 60.9 cm) |
| HO/O Scale | ST1470 | 3/16" x 5" x 24" (5 mm x 12.7 cm x 60.9 cm)    |



### Super Sheets (1 each)

Perfect for multi-track rail yards, switches, loading areas and sidings.

|            |        |  |
|------------|--------|--|
| N Scale    | ST1478 | 1/8" x 12" x 24" (3 mm x 30.4 cm x 60.9 cm)  |
| HO/O Scale | ST1477 | 3/16" x 12" x 24" (5 mm x 30.4 cm x 60.9 cm) |

## Ballast

Ballast forms the rail's track-bed and holds the railroad track in place. Our Ballast realistically models this effect and is available in a variety of grades and colors. Mix and match for authentic reproductions. Ballast is lightweight and easy to use. Attach with Scenic Cement.


Bags 21.6 cu in (Gray Blend 46.4 cu in)/Shaker 57.7 cu in  
 Bags 353 cu cm (Gray Blend 760 cu cm)/Shaker 945 cu cm

ONLINE  
VIDEOS



### Ballast Scale Reference Chart

| SCALE | Particle Size  |   |  |
|-------|--|---|--|
|       | FINE<br><i>Particle size: 0.0103"-0.033" (0.26 mm-0.83 mm)</i> | MEDIUM<br><i>Particle size: 0.033"-0.049" (0.83 mm-1.24 mm)</i> | COARSE<br><i>Particle size: 0.05"-0.082" (1.27 mm-2.08 mm)</i> |
| Z     | 2.2"-7.3" (5.58 cm - 18.5 cm)                                  | 7.3"-11" (18.5 cm - 27.9 cm)                                    | 11"-18.3" (27.9 cm - 46.4 cm)                                  |
| N     | 1.6"- 5.3" (4.06 cm - 13.4 cm)                                 | 5.3"- 8" (13.4 cm - 20.3 cm)                                    | 8"-13.3" (20.3 cm - 33.7 cm)                                   |
| HO    | 0.9"- 2.9" (2.28 cm - 7.36 cm)                                 | 2.9"-4.3" (7.36 cm - 10.9 cm)                                   | 4.4"- 7.2" (11.1 cm - 18.2 cm)                                 |
| S     | 0.6"- 2.1" (1.52 cm - 5.33 cm)                                 | 2.1"-3.2" (5.33 cm - 8.12 cm)                                   | 3.2"- 5.3" (8.12 cm - 13.4 cm)                                 |
| O     | 0.5"-1.6" (1.27 cm - 4.06 cm)                                  | 1.6"-2.4" (4.06 cm - 6.09 cm)                                   | 2.4"- 3.9" (6.09 cm - 9.9 cm)                                  |
| G     | 0.24"-0.8" (6mm - 2.03 cm)                                     | 0.8"-1.2" (2.03 cm - 3.04 cm)                                   | 1.2"-1.9" (3.04 cm - 4.82 cm)                                  |




#### Iron Ore

Fine (Bag) B70  
 Medium (Bag) B77  
 Coarse (Bag) B84




#### Dark Brown

Fine (Bag) B71  
 Medium (Bag) B78  
 Coarse (Bag) B85




#### Brown

Fine (Bag) B72  
 (Shaker) B1372  
 Medium (Bag) B79  
 (Shaker) B1379  
 Coarse (Bag) B86  
 (Shaker) B1386




#### Buff

Fine (Bag) B73  
 (Shaker) B1373  
 Medium (Bag) B80  
 (Shaker) B1380  
 Coarse (Bag) B87  
 (Shaker) B1387



#### Light Gray

Fine (Bag) B74  
 (Shaker) B1374  
 Medium (Bag) B81  
 (Shaker) B1381  
 Coarse (Bag) B88  
 (Shaker) B1388



#### Gray

Fine (Bag) B75  
 (Shaker) B1375  
 Medium (Bag) B82  
 (Shaker) B1382  
 Coarse (Bag) B89  
 (Shaker) B1389



#### Cinders

Fine (Bag) B76  
 (Shaker) B1376  
 Medium (Bag) B83  
 (Shaker) B1383  
 Coarse (Bag) B90  
 (Shaker) B1390



#### Gray Blend

Fine (Shaker) B1393  
 Medium (Bag) B94  
 (Shaker) B1394  
 Coarse (Shaker) B1395

**ALLERGY CAUTION:** Contains tree nut by-products.




## Coal

Natural, realistic product for any scale. Use in piles, wagons and freight cars. Attach with Scenic Cement.

10.8 cu in (176 cu cm)



Mine Run



Lump

B93

### Coal Scale Reference Chart

| Scale | N                           | HO                         | O                          |
|-------|-----------------------------|----------------------------|----------------------------|
| B92   | 0"-12" (0 - 30.4 cm)        | 0"- 6" (0 - 15.2 cm)       | 0"- 3" (0 - 7.62 cm)       |
| B93   | 8"- 20" (20.3 cm - 50.8 cm) | 4"-10" (10.1 cm - 25.4 cm) | 2"- 5" (5.08 cm - 12.7 cm) |



**Model Scaler** Free scale conversion app for your smartphone, tablet or PC. Fast and easy Model Scaler instantly converts U.S. Customary and Metric measurements for any scale. Download free at [woodlandscenics.com](http://woodlandscenics.com).

# Road System



Use to model any asphalt or concrete surface, such as roads, streets, sidewalks or parking lots. Accomplish in three easy steps. Refer to page 5 for the Road System Learning Kit (LK952).

**ONLINE VIDEO**



## Paving Tape™ ST1455

- Adhesive-backed foam tape used to create a form for making streets, roads, sidewalks and parking lots
- A 5 1/4" (13.3 cm) wide smoothing spreader is included
- 30 feet (9.14 m) of tape makes a road approximately 15 feet (4.57 m) long

1/4" x 30' x 1/16" (6 mm x 9.14 m x 1.5 mm)



## Smooth-It™ ST1452

- Use this plaster material to fill the forms created with Paving Tape
- Also use to fill rough areas on streets and roads

Net Wt 1.5 lbs (680 g)



## Top Coat™

- Model blacktop and concrete surfaces
- Color highways, streets, sidewalks and other paved areas
- Use full strength or dilute with water

4 fl oz (118 mL)

**Asphalt** ST1453

**Concrete** ST1454



## Flexi Edge™ C1294

- Flexible - bends and maintains its shape
- Scaled road striping guide for N, HO and O
- Raised inking surface prevents smears
- Includes a 40-foot graduated scale ruler for N, HO and O

18" (45.7 cm)



## Grade Crossings

Realistic looking injection molded plastic Wood Planks or Steel Plates are notched to fit over rail spikes. Includes shims to correspond to all track codes.

Two sets of crossings in each package.

**O Scale** (works for 2 & 3-rail)

Wood Plank C1145 Steel Plate C1146

**HO Scale**

Wood Plank C1147 Steel Plate C1148

**N Scale**

Wood Plank C1149 Steel Plate C1150



Wood Plank



Steel Plate



## Road Striping Pens

- Easily stripe roads, parking lots, crosswalks
- Special tip for clean, precise lines
- Works for N through O scale
- Remove paint easily from Top Coat painted surfaces with Road Stripe Remover

**Road Striping Pen - White** C1291 3 mL (0.10 fl oz)

**Road Striping Pen - Yellow** C1292 3 mL (0.10 fl oz)

**Road Stripe Remover** C1293 10 mL (0.33 fl oz)

## Gravel

- Sized for modeling realistic gravel roads
- Use Accent Powder to model bare spots and shoulders
- 2 colors and 2 sizes
- Attach with Scenic Cement

Gravel 10.8 cu in (176 cu cm) / Accent Powder 1.8 cu in (29.4 cu cm)



Gray Fine

C1286




Gray Coarse

C1287



Buff Fine

C1288



Buff Coarse

C1289



**Model Scaler** Free scale conversion app for your smartphone, tablet or PC. Fast and easy Model Scaler instantly converts U.S. Customary and Metric measurements for any scale. Download free at woodlandscenics.com.



## Landscape System

Landscape adds depth, color, texture and realism to your layout. From ground cover and foliage to bushes and trees, the complete Landscape System offers easy-to-use, versatile and compatible products that are colorfast and non-magnetic. These products have been developed to mix and blend with each other to recreate nature's color variances, contrasts and highlights. Designed for ultimate realism, modelers will get the results they want and expect.



### Scenic Glue™ S190

- Apply landscape materials with this high-tack, non-odorous adhesive
- Thick, flexible, strong hold
- Dries clear
- Does not crack or turn yellow
- Water-soluble, non-toxic

8 fl oz (236 mL)



### Scenic Cement™ S191

- Multi-use, ready to use spray or brush-on application
- Specially formulated to attach Ballast, Turf and other landscape materials
- Contains wetting agent that breaks surface tension for easier and faster penetration
- Permeates instantly for maximum coverage
- Smooth, flowing application reduces spray-head clogging, foaming and bubbles
- Non-toxic, water-based and dries to a matte medium finish
- Use with Scenic Sprayer

16 fl oz (473 mL)



### Hob-e-Tac® Adhesive S195

- Multi-purpose, water-soluble, stays tacky, non-toxic
- Make trees and attach Field Grass and Fine-Leaf Foliage to layout
- Apply. Wait until clear. Attach foliage products
- Can use as contact adhesive

2 fl oz (59.1 mL)

ONLINE VIDEO



### Scenic Sprayer™ S192

- Comes with siphon tube and spray-head that fits the Scenic Cement bottle
- Nozzle adjusts from a fine mist to a steady stream
- Measurement markings in fluid ounces and milliliters printed on label
- Use with Scenic Cement, Earth Colors Liquid Pigment and other liquids

Holds 8 fl oz (236 mL)



### Canister Shaker S194

- Perfect for storing all landscape products
- Comes with a dual-purpose cap. One side for shaking, the other for pouring
- Includes a blank identification label
- Use to apply Turf materials and Ballast

Holds 32 oz vol (946 mL)



### Canister Shaker Set S199

- Organize and store your landscape products
- Sturdy cardboard container, which can be hung on pegboard or set on your workbench
- Set of 6 shakers includes six blank labels to identify the stored products

Each Shaker holds 32 oz vol (946 mL)

# Landscape



Particle size approx.  $\frac{1}{1000}'' - \frac{1}{32}''$  (0.025 mm - 0.79 mm)

## Fine Turf

- Add texture and highlights to trees and scenery
  - Available in six realistic colors, which model fresh, scorched and dying grasses, weeds and dirt roads
  - Attach with Scenic Cement
  - One bag covers approx. 2,000 sq in or 14 sq ft
  - One shaker covers approx. 4,600 sq in or 32 sq ft
- Bag 21.6 cu in (353 cu cm) / Shaker 57.7 cu in (945 cu cm)




**Soil** (Bag) T41  
(Shaker) T1341



**Earth** (Bag) T42  
(Shaker) T1342



**Yellow Grass** (Bag) T43  
(Shaker) T1343



**Burnt Grass** (Bag) T44  
(Shaker) T1344



**Green Grass** (Bag) T45  
(Shaker) T1345



**Weeds** (Bag) T46  
(Shaker) T1346

## Blended Turf

- Use as a base covering over Earth Colors Liquid Pigment Undercoat to model grass, weeds and other low growing plants
- Available in two colors
- Attach with Scenic Cement
- One bag covers approx. 4,300 sq in or 30 sq ft
- One shaker covers approx. 4,600 sq in or 32 sq ft

Bag 54.1 cu in (886 cu cm) / Shaker 57.7 cu in (945 cu cm)  
Particle size approx.  $\frac{1}{1000}'' - \frac{1}{32}''$  (0.025 mm - 0.79 mm)

ONLINE VIDEO



**Green Blend** (Bag) T49  
(Shaker) T1349



**Earth Blend** (Bag) T50  
(Shaker) T1350



Particle size approx.  $\frac{1}{32}'' - \frac{1}{8}''$  (1.79 mm - 3 mm)

## Coarse Turf

- Model low grasses, leaves, weeds and add texture and highlights to trees and scenery
- Provides a smooth transition from low to medium and high ground cover, and is available in 11 natural colors
- Attach with Scenic Cement


Bag 21.6 cu in (353 cu cm) / Shaker 57.7 cu in (945 cu cm)



**Earth** (Bag) T60



**Yellow Grass** (Bag) T61  
(Shaker) T1361




**Burnt Grass** (Bag) T62  
(Shaker) T1362




**Light Green** (Bag) T63  
(Shaker) T1363




**Medium Green** (Bag) T64  
(Shaker) T1364



**Dark Green** (Bag) T65  
(Shaker) T1365




**Conifer** (Shaker) T1366




**Fall Yellow** (Shaker) T1353



**Fall Orange** (Shaker) T1354



**Fall Red** (Shaker) T1355



**Fall Rust** (Shaker) T1356





ONLINE VIDEO

Particle size approx.  $\frac{1}{8}'' - \frac{5}{16}''$  (3 mm - 7.9 mm)


## Underbrush

- Model low to medium ground cover, bushes, and shrubs
- Make small to medium trees
- Attach to Tree Armatures with Hob-e-Tac Adhesive
- Attach to layout with Scenic Glue


Bag 21.6 cu in (353 cu cm) / Shaker 57.7 cu in (945 cu cm)




**Olive Green** (Bag) FC134  
(Shaker) FC1634



**Light Green** (Bag) FC135  
(Shaker) FC1635



**Medium Green** (Bag) FC136  
(Shaker) FC1636



**Dark Green** (Bag) FC137  
(Shaker) FC1637



**Forest Green** (Bag) FC138  
(Shaker) FC1638



**Forest Blend** (Bag) FC139  
(Shaker) FC1639



ONLINE VIDEO

Particle size approx.  $\frac{5}{16}'' - \frac{1}{2}''$  (7.9 mm - 12.7 mm)

## Bushes

- Model medium to high ground cover, bushes, and shrubs
- Make medium to large trees
- Attach to Tree Armatures with Hob-e-Tac Adhesive
- Attach to layout with Scenic Glue


Bag 21.6 cu in (353 cu cm) / Shaker 57.7 cu in (945 cu cm)




**Olive Green** (Bag) FC144  
(Shaker) FC1644



**Light Green** (Bag) FC145  
(Shaker) FC1645



**Medium Green** (Bag) FC146  
(Shaker) FC1646



**Dark Green** (Bag) FC147  
(Shaker) FC1647



**Forest Green** (Bag) FC148  
(Shaker) FC1648



**Forest Blend** (Bag) FC149  
(Shaker) FC1649




Fiber size approx.  $\frac{1}{16}'' - \frac{1}{8}''$  (1 mm - 3 mm)


## Static Grass Flock™

- Fiber product to model grass, weeds or forest litter
- Use alone or with Fine Turf
- Place under trees or along ditches
- Attach with Scenic Cement

Shaker 57.7 cu in (945 cu cm)



**Wild Honey** FL631




**Harvest Gold** FL632



**Burnt Grass** FL633



**Light Green** FL634



**Medium Green** FL635



**Dark Green** FL636

# Landscape



Particle size approx. 1/8" - 1 1/2" (3 mm - 3.81 mm)

## Clump-Foliage™

- Model medium to high ground cover
- Landscape hillsides
- Create shrubs, bushes and trees
- Attach to Tree Armatures with Hob-e-Tac Adhesive
- Attach to terrain with Scenic Glue

Small Bag 57.7 cu in (945 cu cm),  
Large Bag 173 cu in (2.83 cu dm)



**Burnt Grass** (Lg. Bag) FC181



**Light Green** (Sm. Bag) FC682  
(Lg. Bag) FC182



**Med. Green** (Sm. Bag) FC683  
(Lg. Bag) FC183



**Dark Green** (Sm. Bag) FC684  
(Lg. Bag) FC184



**Conifer Green** (Lg. Bag) FC185



**Fall Mix** (Lg. Bag) FC186

Colors may vary from actual product. Coverage area depends on usage.



## Field Grass

- An extremely fine, natural hair product
- Model tall grass, field grass and weeds
- Attach to terrain with Hob-e-Tac Adhesive or Scenic Glue

8 g (0.28 oz)


Grass is 2 1/2" long (5.08 cm)



**Natural Straw** FG171



**Harvest Gold** FG172



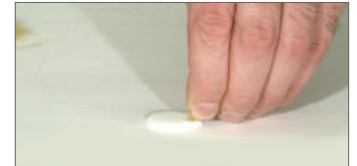
**Light Green** FG173



**Medium Green** FG174



Cut Field Grass.



Dip into Hob-e-Tac Adhesive or Scenic Glue.



Place on layout.



Dry thoroughly.

## Landscape Steps

Refer to page 5 for the Landscape Learning Kit (LK954).

Paint terrain surface with Earth Colors and spray with Scenic Cement.



Sprinkle on a base layer of Blended Turf.



Lightly spray with Scenic Cement to fix in place.





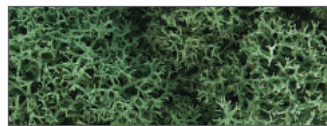
## Lichen

- Uniquely textured, natural product blends easily with other foliage to create realistic scenery
- Model bushes and ground cover or use as tree foliage
- Use for quick and economical tree masses on your layout
- Attach to Tree Armatures with Hob-e-Tac Adhesive
- Attach to terrain with Scenic Glue

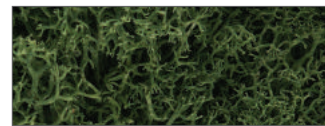
Small Bag 86.6 cu in (1.41 cu dm), Large Bag 173 cu in (2.83 cu dm)



**Spring Green** (Sm. Bag) L161



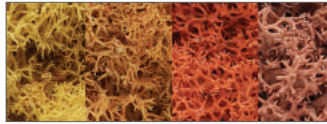
**Light Green** (Sm. Bag) L162



**Med. Green** (Sm. Bag) L163




**Dark Green** (Sm. Bag) L164




**Autumn Mix** (Sm. Bag) L165



**Natural** (Sm. Bag) L166



**Lt. Green Mix** (Lg. Bag) L167



**Dk. Green Mix** (Lg. Bag) L168



Tear a piece of Lichen in the desired shape and size.



Spray with Scenic Cement.



Lightly sprinkle on Turf to add realistic color and texture.

## Foliage Clusters™

- Break into any size
- Model bushes, shrubs and trees or high ground cover
- Use on hillsides to model tree masses
- Attach to terrain with Scenic Glue


Bag 50.8 cu in (832 cu cm)



**Light Green** FC57



**Medium Green** FC58



**Dark Green** FC59

Colors may vary from actual product. Coverage area depends on usage.

Add more color and texture with Fine and Coarse Turf in various colors and sizes.



Use Scenic Glue to attach Underbrush, Bushes, Forest Canopy, Clump-Foliage and Foliage Clusters.



Allow to dry thoroughly and spray with Scenic Cement to fix in place.



# Landscape



ONLINE VIDEO

## Foliage

- Make trees, vines, weeds, bushes or any low growth
- Stretch the sheet of Foliage for a thin, lacy application
- Attach Foliage to Tree Armatures with Hob-e-Tac
- Attach to hillsides, Tunnel Portals, buildings, bridges, etc. with Scenic Glue
- Create quick and economical tree masses

72 sq in (464 sq cm)



Light Green

F51




Medium Green

F52




Dark Green

F53



Conifer Green

F54



Early Fall

F55



Late Fall

F56

Colors may vary from actual product. Coverage area depends on usage.



## Poly Fiber

- Synthetic fiber used to create vines, undergrowth and other rambling vegetation
- Affix to the sides of buildings, Tunnel Portals, Retaining Walls, light poles, billboards and along fence rows, wherever vines grow
- Make quick and economical tree masses
- Attach with Scenic Cement or Scenic Glue

16 g (0.56 oz)



Green

FP178




ONLINE VIDEO

## Flowering Foliage™

- Add color and model flowers along tracks, in fields, on hills or around buildings
- Attach with Scenic Cement

72 sq in (464 sq cm)

Covers approximately 100 sq in (645 sq cm)



Yellow

F176



Purple

F177

## Using Foliage, Poly Fiber and Flowering Foliage


Stretch and tear until thin and lacy.




Attach Foliage to Tree Armatures.



Attach to Tunnel Portals, buildings and bridges.



Attach Flowering Foliage along tracks, in fields and around buildings.





## Fruit and Flowers

- Sprinkle Fruit on small trees to model apple and orange trees
- Sprinkle Flowers on small bushes, shrubs, vines and fields to model flowering plants
- Attach with Scenic Cement

1.8 cu in (29.4 cu cm) ea  
Coverage area depends on usage

**Fruit** T47 (apples and oranges)


**Flowers** T48 (4 colors: red, yellow, white, orange)



## Dead Fall S30

- Natural, realistic product
- Use to model fallen or standing dead trees and stumps
- Pieces feature gnarled branches, knots, and some are smooth, with signs of weathering
- Use for any scale
- Attach with Scenic Glue

0.5 oz (14.1 g)



## Stumps

- Lead-free, metal castings
- Add realistic detail to wooded or deforested areas
- Clean parts, paint, and adhere to layout with Scenic Glue

**Cut Stumps** S31 (14 pcs)

**Broken Stumps** S32 (14 pcs)



## Soft Flake Snow™ SN140

- Model realistic winter scenes
- For a dusting of snow, sprinkle and attach with Scenic Cement
- For heavy drifts, apply Flex Paste and sprinkle with Soft Flake Snow

57.7 cu in (945 cu cm)




Colors may vary from actual product. Coverage area depends on usage.

# Landscape



Melt E-Z Water pellets over medium heat.



Pour into prepared areas.

## E-Z Water™ C1206

- Easy-to-use, heat-activated product, dries quickly
- Good for deep single pours
- No measuring or mixing
- Non-toxic and low odor
- Model ponds, streams, rivers and harbors
- Reheat with heat gun to remove scratches or to mold accents, such as ripples, waves and rapids

28.8 cu in (471 cu cm)



## Realistic Water™ C1211

- No-mix formula models beautiful, realistic water areas, such as lakes, ponds, rivers and more
- Surface dries clear, with minimal shrinkage and no cracking
- Water-soluble and non-toxic
- Pour no more than 1/8" (3.17 mm) deep at a time and allow to dry thoroughly between layers
- Contents cover approximately 17" (43.1 cm) diameter area when poured to the recommended depth of 1/8" (3.17 mm)

16 fl oz (473 mL)


Refer to page 5 for the River/Waterfall Learning Kit (LK955).




Apply Water Effects onto a nonstick surface.



Shape and texture with a toothpick.



When dry, peel off and place on layout.



Attach with Water Effects.

## Water Effects™ C1212

- Heavy-bodied and moldable. Holds its shape and remains flexible
- Model rapids, waves, waterfalls and other fast-moving water
- Dries clear in about 24 hours
- Use on top of fully dried Realistic Water to add water movement
- Non-toxic

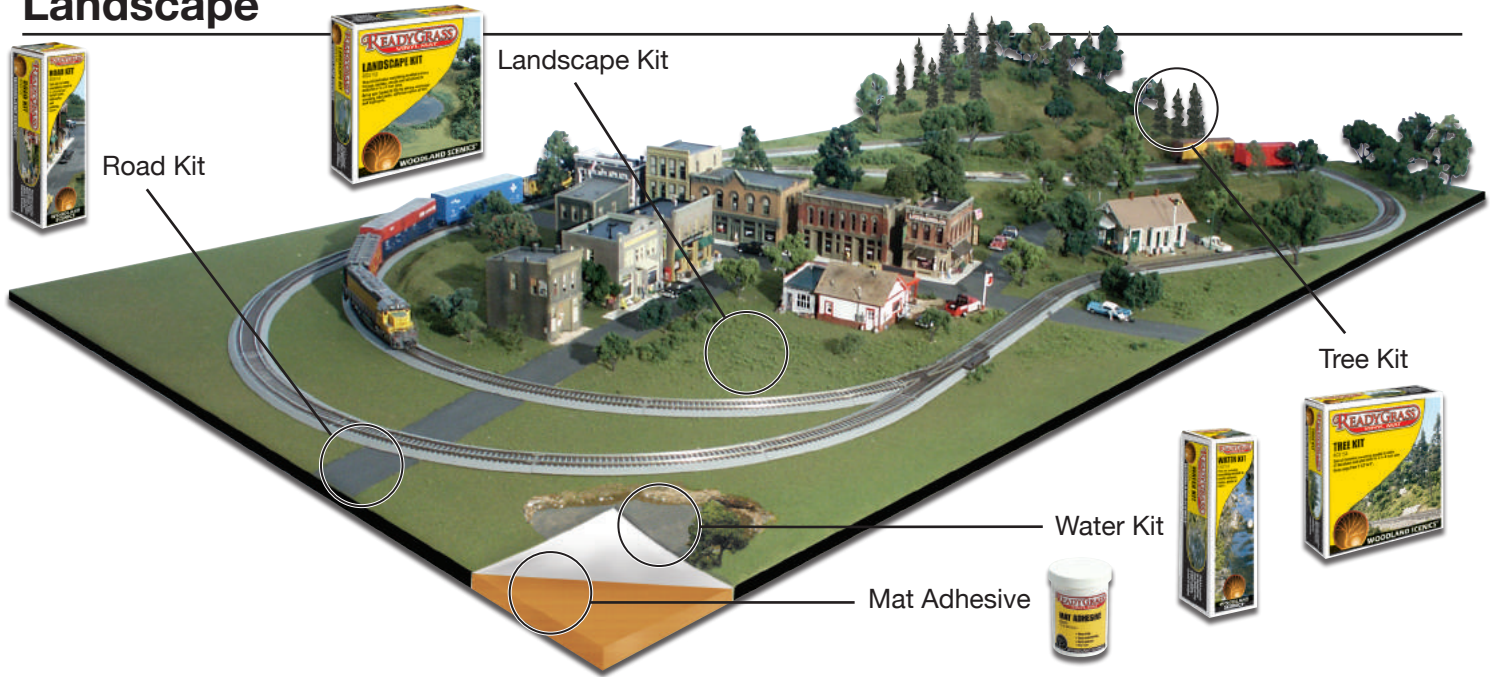
8 fl oz (236 mL)

Refer to page 5 for the River/Waterfall Learning Kit (LK955).





# Landscape




## ReadyGrass® Vinyl Mat

Its unique characteristics make this non-shedding and colorfast, vinyl grass mat the best on the market! Ideal for train layouts, battle mats, architectural models, school projects, arts and crafts, slot cars, collectible houses, military models and more! Use a heat gun set to the low setting to form a hill, mound or valley, or simply scrape to create space for roads and water areas. Permanently mount the ReadyGrass Vinyl Mat to your layout or roll it up and use it again and again! Five colors available in three roll sizes and a Project Sheet size.

- Moldable and retains its shape...for making hills
- Removable Turf...for making roads and water areas
- Durable/tear resistant...use again and again
- Non-shedding/non-staining...no mess
- Colorfast...no fading

Patented Product

ONLINE VIDEOS



### Desert Sand

- 50" x 100" (127 x 254 cm) RG5125
- 33" x 50" (83.8 x 127 cm) RG5135
- 25" x 33" (63.5 x 83.8 cm) RG5175
- 12 1/2" x 14 1/8" (31.7 x 35.8 cm) RG5145



### Spring Grass

- 50" x 100" (127 x 254 cm) RG5121
- 33" x 50" (83.8 x 127 cm) RG5131
- 25" x 33" (63.5 x 83.8 cm) RG5171
- 12 1/2" x 14 1/8" (31.7 x 35.8 cm) RG5141




### Green Grass

- 50" x 100" (127 x 254 cm) RG5122
- 33" x 50" (83.8 x 127 cm) RG5132
- 25" x 33" (63.5 x 83.8 cm) RG5172
- 12 1/2" x 14 1/8" (31.7 x 35.8 cm) RG5142



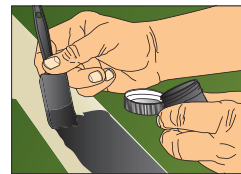
### Forest Grass

- 50" x 100" (127 x 254 cm) RG5123
- 33" x 50" (83.8 x 127 cm) RG5133
- 25" x 33" (63.5 x 83.8 cm) RG5173
- 12 1/2" x 14 1/8" (31.7 x 35.8 cm) RG5143




### Summer Grass

- 50" x 100" (127 x 254 cm) RG5124
- 33" x 50" (83.8 x 127 cm) RG5134
- 25" x 33" (63.5 x 83.8 cm) RG5174
- 12 1/2" x 14 1/8" (31.7 x 35.8 cm) RG5144



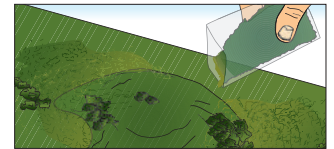
### Road Kit RG5151

Kit includes the materials needed to create and detail roads, sidewalks and parking areas. Cover a road/paved area approximately 720 sq in (46.4 sq dm) and a sidewalk area approximately 144 sq in (9.29 sq dm).




### Landscape Kit RG5152

Kit includes everything needed to enhance a 4 x 8-foot (1.21 x 2.43 m) area. Use the various foliage, bushes, shrubs and adhesive to add paths, different colors of turf and highlights.



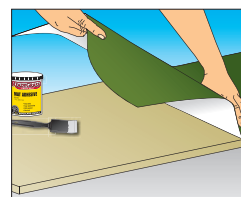
### Water Kit RG5153

Kit includes materials needed to model 28 sq in (180 sq cm) of streams, rivers, lakes or other water features.



### Tree Kit RG5154

Kit includes the materials you need to make 19 deciduous and 8 pine trees. Sizes range from 2" to 6" (5.08 cm - 15.2 cm).



### Mat Adhesive RG5161

Use Mat Adhesive for repositioning or permanently bonding mats to non-porous surface. Great for mounting puzzles and posters to art board.

Covers approx. 5,000 sq in (322 sq dm)  
7 fl oz (207 mL)





## Ready Landforms™

Ready Landforms are preformed and durable. Already landscaped, they blend easily with any layout. Just set and go! Portability makes them ideal for gaming. Stack for space-saving storage. Tunnels and Rocky Ridges are the perfect complements to ReadyGrass Vinyl Mats (page 31).

**Tunnels** are available in both N and HO scales, straight or curved designs and have molded-in portals at each end.

**Rocky Ridges** are available in two sizes and are perfect to place as a road cut or rocky embankment.



### HO Straight Tunnel C1310

16 1/8" w x 26" l x 7 3/4" h (40.9 cm x 66 cm x 19.6 cm)  
portal opening 2 3/4" w x 3 5/8" h (6.98 cm x 9.2 cm, 45.7 cm)

### HO Curved Tunnel C1311

16 5/8" w x 26 1/4" l x 8" h (42.2 cm x 66.6 cm x 20.3 cm)  
portal opening 2 3/4" w x 3 5/8" h, 18" radius (6.98 cm x 9.2 cm, 45.7 cm)

### N Straight Tunnel C1315

9" w x 15 1/4" l x 4 7/8" h (22.8 cm x 38.7 cm x 12.3 cm)  
portal opening 1 7/16" w x 1 13/16" h (3.65 cm x 4.6 cm, 27.9 cm)

### N Curved Tunnel C1316

9 5/8" w x 16 5/8" l x 4 3/4" h (24.4 cm x 42.2 cm x 12 cm)  
portal opening 1 7/16" w x 1 13/16" h, 11" radius (3.65 cm x 4.6 cm, 27.9 cm)



### Rocky Ridge Large C1320

11 7/8" w x 24 7/8" l x 3 5/8" h (30.1 cm x 63.1 cm x 9.2 cm)



### Rocky Ridge Small C1321

7 1/2" w x 14 5/8" l x 1 5/8" h (19 cm x 37.1 cm x 4.12 cm)



## Pollen

Pollen adds realistic detail to the stamens of the paper flower designs like those by Susan's Garden™. Use Pollen on model scenery to model flowers and to highlight trees, shrubs and other landscape. Also use it to detail decorations, embellish greeting cards and scrapbooks or for many other craft projects.

1.8 cu in (29.4 cu cm)

Coverage area depends on usage



Charcoal

T4641




Brown

T4642



Gold

T4643



Green

T4644




Yellow

T4645



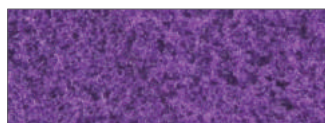
Orange

T4646



Red

T4647



Purple

T4648



Pink

T4649

## Trees

Trees add life, realism and perspective to layouts, dioramas, displays and other projects. The more variety in types and colors, the more realistic your scenery will look. Choose from a wide variety of Woodland Scenics trees, available in all shapes, sizes and colors. Mix, match and blend multiple types and textures for superior realism. Place them ready-made, or make them yourself with plastic or metal armatures and several types of foliage. Tree sizes work for N, HO or O scale and any scale in between.



### Premium Trees™

Hand-crafted replicas of real trees. The design of the branch and leaf structure identifies the tree type easily, and tree trunks are textured to look like real bark (pg. 35-37).



### Woodland Classics™

Ready-made trees are handcrafted with classic appeal and economically priced. Their finely detailed, hand-painted tree trunks represent a multitude of realistic shapes and branching forms (pg. 38-39).



### Ready Made Realistic Trees™

Lend authenticity to any layout or diorama. Their natural colors and realistic textures blend with other Woodland Scenics landscape products (pg. 40-42).



### Make Your Own

Use tree kits, armatures, Fine-Leaf Foliage and Forest Canopy to create a variety of individual trees, dense forests, shrubs, bushes, dead trees, hedges and more (pg. 42-46).



Use this chart to determine scale representation for actual tree heights.

|          | 3/4"<br>(1.9 cm) | 1 1/4"<br>(3.17 cm) | 2"<br>(5.08 cm) | 2 1/2"<br>(6.35 cm) | 3"<br>(7.62 cm) | 4"<br>(10.1 cm) | 5"<br>(12.7 cm) | 6"<br>(15.2 cm) | 7"<br>(17.7 cm) | 8"<br>(20.3 cm) | 9"<br>(22.8 cm) |
|----------|------------------|---------------------|-----------------|---------------------|-----------------|-----------------|-----------------|-----------------|-----------------|-----------------|-----------------|
| N Scale  | 10'<br>(3.04 m)  | 17'<br>(5.18 m)     | 27'<br>(8.22 m) | 33'<br>(10 m)       | 40'<br>(12.1 m) | 53'<br>(16.1 m) | 67'<br>(20.4 m) | 80'<br>(24.3 m) |                 |                 |                 |
| HO Scale | 5'<br>(1.52 m)   | 9'<br>(2.74 m)      | 15'<br>(4.57 m) | 18'<br>(5.48 m)     | 22'<br>(6.7 m)  | 29'<br>(8.83 m) | 36'<br>(10.9 m) | 44'<br>(13.4 m) | 51'<br>(15.5 m) | 58'<br>(17.6 m) | 65'<br>(19.8 m) |
| O Scale  | 3'<br>(91.4 cm)  | 5'<br>(1.52 m)      | 8'<br>(2.43 m)  | 10'<br>(3.04 m)     | 12'<br>(3.65 m) | 16'<br>(4.87 m) | 20'<br>(6.09 m) | 24'<br>(7.31 m) | 28'<br>(8.53 m) | 32'<br>(9.75 m) | 36'<br>(10.9 m) |



**Model Scaler** Free scale conversion app for your smartphone, tablet or PC. Fast and easy Model Scaler instantly converts U.S. Customary and Metric measurements for any scale. Download free at [woodlandscenics.com](http://woodlandscenics.com).



## Premium Trees™

Premium Trees are handcrafted replicas of real trees. The design of the branch and leaf structure identifies the tree type easily, and tree trunks are textured to look like real bark. Each tree has a planting base pin. There are three different package sizes with trees ranging from 1 1/2" to 6" (3.81 cm to 15.2 cm) in height. Tree heights are approximate and color may vary from actual product.



**Birch** TR1601 (1/pkg)  
3 7/8" (9.84 cm)



**Dead Elm** TR1602 (2/pkg)  
3 1/4", 2 1/4" (8.25 cm, 5.71 cm)



**Sycamore** TR1603 (2/pkg)  
3", 2 1/4" (7.62 cm, 5.71 cm)



**Fall Maple** TR1604 (2/pkg)  
3", 2 3/8" (7.62 cm, 6.03 cm)



**Paper Birch** TR1605 (3/pkg)  
2 3/4", 1 1/2", 2 1/4" (6.98 cm, 3.81 cm, 5.71 cm)



**Oak** TR1606 (1/pkg)  
3" (7.62 cm)

# Trees



**Locust** TR1607 (2/pkg)  
3", 1 3/4" (7.62 cm, 4.44 cm)



**Sweetgum** TR1608 (1/pkg)  
4" (10.1 cm)



**Sycamore** TR1609 (1/pkg)  
3 7/8" (9.84 cm)



**Maple** TR1610 (1/pkg)  
4 1/2" (11.4 cm)



**Poplar** TR1611 (3/pkg)  
4 1/2", 3 1/2", 4" (11.4 cm, 8.89 cm, 10.1 cm)



**Aspen** TR1612 (2/pkg)  
2 3/4", 2 1/4" (6.98 cm, 5.71 cm)



**Fall Beech** TR1613 (1/pkg)  
4" (10.1 cm)



**Dead Maple** TR1614 (1/pkg)  
4 1/4" (10.7 cm)



**Beech** TR1615 (1/pkg)  
4" (10.1 cm)



**Paper Birch** TR1616 (1/pkg)  
4" (10.1 cm)



**Royal Palm** TR1617 (3/pkg)  
4 1/2", 3", 4" (11.4 cm, 7.62 cm, 10.1 cm)



**Basswood** TR1618 (1/pkg)  
4" (10.1 cm)



**Juniper** TR1619 (3/pkg)  
5 1/8", 2 1/2", 3" (13 cm, 6.35 cm, 7.62 cm)



**Oak** TR1620 (1/pkg)  
5" (12.7 cm)



**Spruce** TR1621 (1/pkg)  
5", 4" (12.7 cm, 10.1 cm)



**Walnut** TR1622 (1/pkg)  
3 7/8" (9.84 cm)



**Hickory** TR1623 (1/pkg)  
5 3/8" (13.6 cm)



**Pine** TR1624 (2/pkg)  
5 1/4", 4" (13.3 cm, 10.1 cm)



**Evergreen** TR1626 (2/pkg)  
5", 4" (12.7 cm, 10.1 cm)



**Lodgepole** TR1627 (2/pkg)  
5", 4" (12.7 cm, 10.1 cm)



**Lodgepole** TR1628 (2/pkg)  
6", 5" (15.2 cm, 12.7 cm)



**Conifer** TR1625 (2/pkg)  
4", 3" (10.1 cm, 7.62 cm)



# Trees

## Woodland Classics™

Woodland Classics ready-made trees are handcrafted with classic appeal and are economically priced. Their finely detailed, hand painted tree trunks represent a multitude of realistic shapes and branching forms. Foliage is applied by hand, yielding a variety of natural foliage variances. In every detail, Woodland Classics mirror nature's contrasts and highlights, reinforcing the trademark mixing and blending of our Landscape System. Use combinations of types and sizes throughout your layout for superior realism.



*Pictures are representative. Actual trees vary in size and shape. No two trees are alike within one package. Optional bases included.*



**Blue Needle** TR3566 (5/pkg) 2" - 3 1/2" (5.08 cm - 8.89 cm)  
TR3569 (4/pkg) 3 1/2" - 5 1/2" (8.89 cm - 13.9 cm)



**Forever Green** TR3565 (5/pkg) 2" - 3 1/2" (5.08 cm - 8.89 cm)  
TR3568 (4/pkg) 3 1/2" - 5 1/2" (8.89 cm - 13.9 cm)  
TR3573 (3/pkg) 6" - 7" (15.2 cm - 17.7 cm)



**Standing Timber** TR3560 (5/pkg) 2 1/2" - 4" (6.35 cm - 10.1 cm)  
TR3561 (4/pkg) 4" - 6" (10.1 cm - 15.2 cm)  
TR3562 (3/pkg) 6" - 7" (15.2 cm - 17.7 cm)  
TR3563 (3/pkg) 7" - 8" (17.7 cm - 20.3 cm)



**Snow Dusted** TR3567 (5/pkg) 2" - 3 1/2" (5.08 cm - 8.89 cm)



**Harvest Blaze** TR3540 (9/pkg) 1 1/4" - 3" (3.17 cm - 7.62 cm)  
TR3541 (6/pkg) 3" - 5" (7.62 cm - 12.7 cm)



**Hedgerow** TR3581 (1/pkg) 1" - 2 3/8" x 7 3/4" (2.54 cm - 6.03 cm x 19.6 cm)  
TR3582 (1/pkg) 1" - 4" x 8 1/4" (2.54 cm - 10.1 cm x 20.9 cm)



**Apple Trees** TR3591 (4/pkg) 2" - 3" (5.08 cm - 7.62 cm)



**Orange Trees** TR3592 (4/pkg) 2" - 3" (5.08 cm - 7.62 cm)



**Flowering Trees** TR3593 (4/pkg) 2" - 3" (5.08 cm - 7.62 cm)



**Cactus Plants** TR3600 (13/pkg) 1/2" - 2 1/2" (1.27 cm - 6.35 cm)



**Palm Trees** TR3597 (5/pkg) 3" - 3 3/4" (7.62 cm - 9.52 cm)  
TR3598 (5/pkg) 4 3/4" - 5 1/4" (12 cm - 13.3 cm)



Early Light



Cool Shade



Sun Kissed



Waters Edge

Pictured trees represent the foliage and trunk colors available in the sizes listed below.



**Early Light** TR3545 (8/pkg) 3/4" - 1 1/4" (1.9 cm - 3.17 cm)  
**Cool Shade** TR3547  
**Sun Kissed** TR3501  
**Waters Edge** TR3531



**Early Light** TR3546 (5/pkg) 1 1/4" - 2" (3.17 cm - 5.08 cm)  
**Cool Shade** TR3548  
**Sun Kissed** TR3502  
**Waters Edge** TR3532



**Early Light** TR3503 (4/pkg) 2" - 3" (5.08 cm - 7.62 cm)  
**Cool Shade** TR3505  
**Sun Kissed** TR3504  
**Waters Edge** TR3533



**Early Light** TR3506 (3/pkg) 3" - 4" (7.62 cm - 10.1 cm)  
**Cool Shade** TR3508  
**Sun Kissed** TR3507  
**Waters Edge** TR3534



**Early Light** TR3509 (3/pkg) 4" - 5" (10.1 cm - 12.7 cm)  
**Cool Shade** TR3511  
**Sun Kissed** TR3510  
**Waters Edge** TR3535



**Early Light** TR3512 (2/pkg) 5" - 6" (12.7 cm - 15.2 cm)  
**Cool Shade** TR3514  
**Sun Kissed** TR3513  
**Waters Edge** TR3536



**Cool Shade** TR3517 (2/pkg)  
**Sun Kissed** TR3516  
**Waters Edge** TR3537  
 6" - 7" (15.2 cm - 17.7 cm)



**Sun Kissed** TR3518 (2/pkg)  
**Waters Edge** TR3538  
 7" - 8" (17.7 cm - 20.3 cm)



**Cool Shade** TR3521 (2/pkg)  
**Waters Edge** TR3539  
 8" - 9" (20.3 cm - 22.8 cm)

# Trees



## Ready Made Realistic Trees™

These trees lend authenticity to any layout or diorama. Their natural colors and realistic textures blend with other Woodland Scenics landscape products. Plant trees in clusters and intermix foliage colors. For more detail, spray foliage with Scenic Cement and highlight with Fine Turf. Attach to layout with Hob-e-Tac Adhesive or Scenic Glue. Optional bases included.




Light Green



Medium Green



Dark Green



Fall Mix



Conifer Green



**Conifer Green** TR1560 (5/pkg) 2 1/2" - 4" (6.35 cm - 10.1 cm)



**Conifer Green** TR1561 (4/pkg) 4" - 6" (10.1 cm - 15.2 cm)




**Conifer Green** TR1562 (3/pkg) 6" - 7" (15.2 cm - 17.7 cm)




**Conifer Green** TR1563 (3/pkg) 7" - 8" (17.7 cm - 20.3 cm)





**Medium Green** TR1501 (8/pkg) 3/4" - 1 1/4" (1.9 cm - 3.17 cm)



**Medium Green** TR1502 (5/pkg) 1 1/4" - 2" (3.17 cm - 5.08 cm)



**Light Green** TR1503 (4/pkg) 2" - 3" (5.08 cm - 7.62 cm)  
**Medium Green** TR1504  
**Dark Green** TR1505



**Light Green** TR1506 (3/pkg) 3" - 4" (7.62 cm - 10.1 cm)  
**Medium Green** TR1507  
**Dark Green** TR1508



**Light Green** TR1509 (3/pkg) 4" - 5" (10.1 cm - 12.7 cm)  
**Medium Green** TR1510  
**Dark Green** TR1511



**Light Green** TR1512 (2/pkg) 5" - 6" (12.7 cm - 15.2 cm)  
**Medium Green** TR1513  
**Dark Green** TR1514




**Light Green** TR1515 (2/pkg) 6" - 7" (15.2 cm - 17.7 cm)  
**Medium Green** TR1516  
**Dark Green** TR1517



**Medium Green** TR1518 (2/pkg) 7" - 8" (17.7 cm - 20.3 cm)



**Medium Green** TR1519 (2/pkg) 8" - 9" (20.3 cm - 22.8 cm)



**Fall Mix** TR1540 (9/pkg) 1 1/4" - 3" (3.17 cm - 7.62 cm)



**Fall Mix** TR1541 (6/pkg) 3" - 5" (7.62 cm - 12.7 cm)

# Trees


## Ready Made Trees™ Value Pack

Value Packs offer the best value in a ready-made tree and are the quickest way to add trees to a layout. Use the included base for temporary placement, or attach permanently with Hob-e-Tac Adhesive or Scenic Glue.



### Mixed Green Deciduous

- TR1570 (38/pkg)  
3/4" - 2" (1.9 cm - 5.08 cm)
- TR1571 (23/pkg)  
2" - 3" (5.08 cm - 7.62 cm)
- TR1572 (14/pkg)  
3" - 5" (7.62 cm - 12.7 cm)




### Fall Colors Deciduous

- TR1575 (38/pkg)  
3/4" - 2" (1.9 cm - 5.08 cm)
- TR1576 (23/pkg)  
2" - 3" (5.08 cm - 7.62 cm)
- TR1577 (14/pkg)  
3" - 5" (7.62 cm - 12.7 cm)




### Conifer Colors Pine

- TR1580 (33/pkg)  
2 1/2" - 4" (6.35 cm - 10.1 cm)
- TR1581 (24/pkg)  
4" - 6" (10.1 cm - 15.2 cm)
- TR1582 (12/pkg)  
6" - 8" (15.2 cm - 20.3 cm)



### Evergreen Blend Fir

- TR1585 (18/pkg)  
2" - 4" (5.08 cm - 10.1 cm)
- TR1586 (13/pkg)  
4" - 6" (10.1 cm - 15.2 cm)



### Blue Spruce

- TR1587 (18/pkg)  
2" - 4" (5.08 cm - 10.1 cm)
- TR1588 (13/pkg)  
4" - 6" (10.1 cm - 15.2 cm)



## Tree Armatures

- Bendable plastic retains shape once twisted
- Texture and color of real trunks
- Includes a base pin for planting and an optional base for temporary placement
- Sizes vary from 3/4" to 7" (1.9 cm - 17.7 cm)
- Use Hob-e-Tac Adhesive to attach foliage



| Tree Armatures                  |         |        |
|---------------------------------|---------|--------|
| Deciduous Armatures             | Qty.    | Item # |
| 3/4" - 2" (1.9 cm - 5.08 cm)    | 114/pkg | TR1120 |
| 2" - 3" (5.08 cm - 7.62 cm)     | 57/pkg  | TR1121 |
| 3" - 5" (7.62 cm - 12.7 cm)     | 28/pkg  | TR1122 |
| 5" - 7" (12.7 cm - 17.7 cm)     | 12/pkg  | TR1123 |
| Pine Armatures                  | Qty.    | Item # |
| 2 1/2" - 4" (6.35 cm - 10.1 cm) | 70/pkg  | TR1124 |
| 4" - 6" (10.1 cm - 15.2 cm)     | 44/pkg  | TR1125 |


Color may vary from actual product. Tree heights are approximate.

## Making a Tree

Bend and twist Armature.



Apply Hob-e-Tac Adhesive to branches.



Dip Armature in foliage or apply by hand.



Poke Armature into hole on layout or use included base.





## Forest Canopy™

This natural plant product is great for making dense forest canopies, individual trees, shrubs, bushes, dead trees and hedges. Use for winter scenes, or to add individual dead trees to your forest. Every piece is useable and adds another dimension and texture to your layout or diorama. Break pieces into any size you need!

151 cu in (2.47 cu dm)

- Economical forest coverage
- Natural plant material
- Use for multiple scales
- Varies in height up to six inches




Light Green

F1660




Medium Green

F1661



Dark Green

F1662



Autumn Mix

F1663



Create dense forests.



Strip foliage for dead trees.



Model shrubbery.



Strip foliage to create winter scenes.

# Trees



## Fine-Leaf Foliage™

Fine-Leaf Foliage is a natural product, great for modeling bushes, saplings, shrubs and hedges. It makes exquisite trees. Use every piece of the product. The fine-leaf detail is superb and adds a new dimension to any layout. A sample Tree Armature is included in each package. Attach to Tree Armatures with Hob-e-Tac Adhesive. Use Scenic Glue to attach to layout. Sizes vary from 1/2" to 8" (1.27 cm - 20.3 cm). 75 cu in (1.22 cu dm)




Coverage area depends on usage



Dark Green F1130




Medium Green F1131




Light Green F1132




Olive Green F1133



Dead Foliage F1134



Fall Mix F1135



Attach directly to layout or stip from stem and attach to armature or use as shrubs.


## Realistic Tree Kits™

Choose from several different sizes, shapes, textures and colors. Deciduous and Pine Realistic Tree Kits include bendable, plastic Tree Armatures, optional bases and foliage materials. Packages TR1101-TR1103 include a mix of three different colors. They offer tremendous variation and are economically priced. A bonus Fine-Leaf Foliage sample is included in TR1111 and TR1112. Use Hob-e-Tac Adhesive to attach foliage to Tree Armatures.


ONLINE VIDEO



### Deciduous



Light, Medium & Dark Green




Medium Green

### Pine



Conifer Green



Forest Green

#### Realistic Tree Kits

| Deciduous                    | Color                     | Qty.   | Item # |
|------------------------------|---------------------------|--------|--------|
| 3/4" - 3" (1.9 cm - 7.62 cm) | Light, Medium, Dark Green | 36/pkg | TR1101 |
| 3" - 5" (7.62 cm - 12.7 cm)  | Light, Medium, Dark Green | 14/pkg | TR1102 |
| 5" - 7" (12.7 cm - 17.7 cm)  | Light, Medium, Dark Green | 7/pkg  | TR1103 |
| 3/4" - 3" (1.9 cm - 7.62 cm) | Medium Green              | 21/pkg | TR1111 |
| 3" - 7" (7.62 cm - 17.7 cm)  | Medium Green              | 6/pkg  | TR1112 |

#### Realistic Tree Kits

| Pine                            | Color         | Qty.   | Item # |
|---------------------------------|---------------|--------|--------|
| 2 1/2" - 4" (6.35 cm - 10.1 cm) | Conifer Green | 42/pkg | TR1104 |
| 4" - 6" (10.1 cm - 15.2 cm)     | Conifer Green | 24/pkg | TR1105 |
| 6" - 8" (15.2 cm - 20.3 cm)     | Conifer Green | 16/pkg | TR1106 |
| 2 1/2" - 6" (6.35 cm - 15.2 cm) | Forest Green  | 24/pkg | TR1113 |

## Lead-Free Metal Tree Kits

These are highly detailed, extremely versatile trees, designed to lend realism and variety to any layout. Use Hob-e-Tac Adhesive or Scenic Glue to attach the precolored, nonmetallic foliage to bendable, lead-free metal armatures. Lightly spray with Scenic Cement to add Fine or Coarse Turf accent colors, Fruit or Flowers. Paint armatures with the Mini-Scene Paint Set (M125), page 111.



## Small Tree Kits

Each tree kit contains two to five bendable, lead-free metal armatures. There are ten different kits available, including deciduous, pine and dead trees.



**Forked Tree** TK11  
(4/pkg) 2 1/4" (5.71 cm)



**Ornamental** TK12  
(5/pkg) 2 1/2" (6.35 cm)



**Straight Trunk** TK13  
(5/pkg) 2 1/2" (6.35 cm)



**Softwood Pine** TK14  
(5/pkg) 3 1/4" (8.25 cm)



**Shag Bark** TK17  
(3/pkg) 3 1/2" (8.89 cm)



**Double Forked** TK18  
(2/pkg) 3 1/2" (8.89 cm)



**Shade Tree** TK19  
(2/pkg) 4" (10.1 cm)



**Columnar Pine** TK20  
(4/pkg) 4 1/2" (11.4 cm)



**Gnarled** TK21  
(2/pkg) 4 1/2" (11.4 cm)



**Dead Trees** TK22  
(5/pkg) 2 5/8" - 3 1/4"  
(6.66 cm - 8.25 cm)

## Large Tree Kits


These bendable, lead-free metal tree kits take tree making to new heights! Use large kits to set striking tree scenes.



**Pine Trees** TK23  
(5/pkg) 6" - 9" (15.2 cm - 22.8 cm)



**Hedgerow Scene** TK24  
(18 trees & 6 bushes/pkg)  
24" - 30" (60.9 cm - 76.2 cm) length



**Hardwood Trees** TK25  
(3/pkg) 5 1/2" - 6 1/2" (13.9 cm - 16.5 cm)



**Big Old Trees** TK26  
(2/pkg) 7" - 7 1/2" (17.7 cm - 19 cm)

## Forest Kits

Create a forest of trees with bendable, lead-free metal armatures and foliage. The Pine and Hardwood Forest kits offer an economical option for adding trees to layouts.



**Pine Forest** TK27  
(24/pkg) 2" - 4" (5.08 cm - 10.1 cm)



**Hardwood Forest** TK28  
(24/pkg) 2" - 4" (5.08 cm - 10.1 cm)



## Complete Landscape Kit S926

Kit includes an assortment of scenery products

- 18 lead-free metal tree armatures
- 3 colors of Foliage
- 7 tree Stumps
- 2 packages of Green Blend Blended Turf
- 3 packages of Turf accent colors

# Figures & Accents

## N, HO, O and G Scale Scenic Accents®

These economically priced N, HO, O and G scale works of art exude personality—their natural charm and realistic appearance steal the show. Sculpted figures, animals and accessories are hand painted in fine detail, adding color, interest and life to any layout.

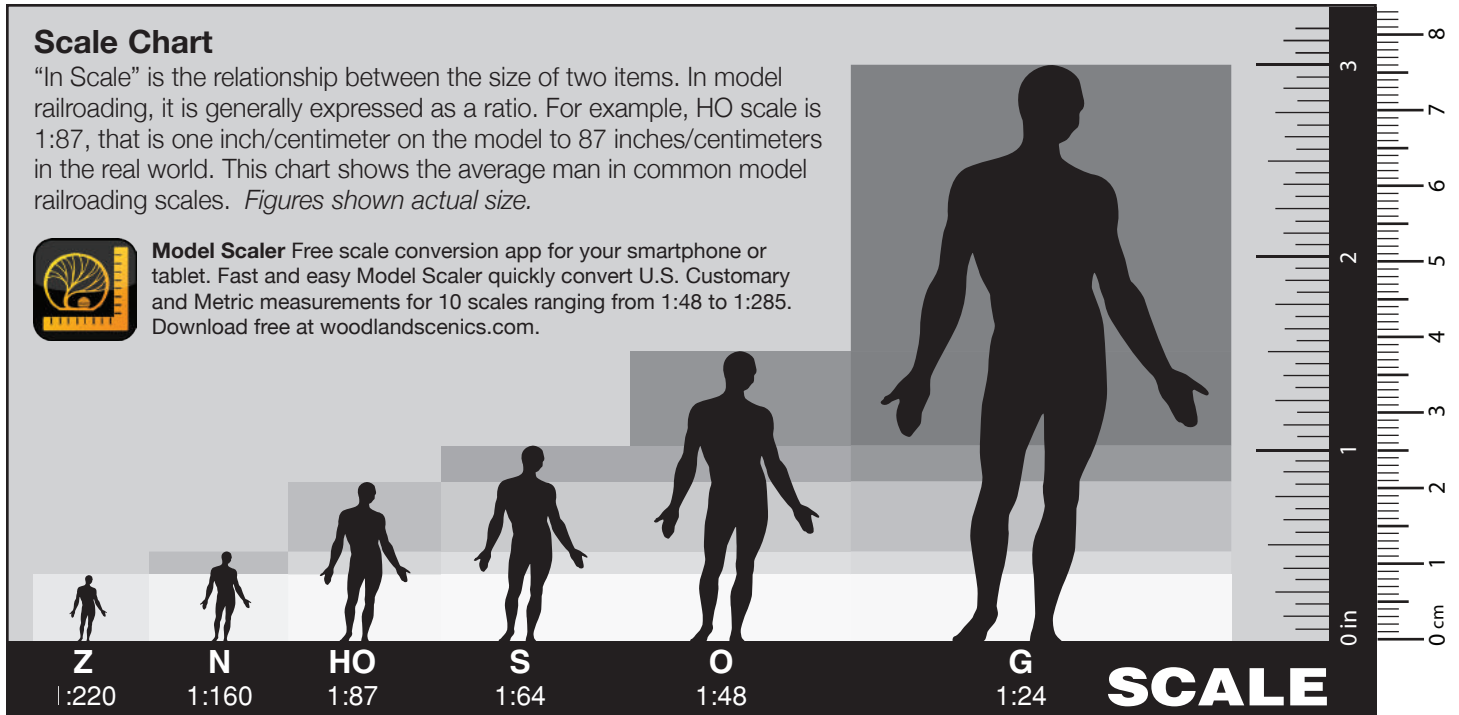


### Scale Chart

"In Scale" is the relationship between the size of two items. In model railroading, it is generally expressed as a ratio. For example, HO scale is 1:87, that is one inch/centimeter on the model to 87 inches/centimeters in the real world. This chart shows the average man in common model railroading scales. *Figures shown actual size.*



**Model Scaler** Free scale conversion app for your smartphone or tablet. Fast and easy Model Scaler quickly convert U.S. Customary and Metric measurements for 10 scales ranging from 1:48 to 1:285. Download free at [woodlandscenics.com](http://woodlandscenics.com).



## N, HO and O Scale Scenic Accents





People & Pets



Roofers



People Sitting\*



Kids at Play



Active People



Mom & Kids\*



Lovers



Sitting & Waiting\*



Professionals



Tourists

Color may vary from actual product. \*Benches and/or walls not included.

# Figures & Accents



General Public

|       |       |       |
|-------|-------|-------|
| HO    | N     | O     |
| A1837 | A2149 | A2730 |



People Talking

|       |
|-------|
| HO    |
| A1838 |



Commuters\*

|       |       |
|-------|-------|
| HO    | N     |
| A1839 | A2150 |



Travelers\*

|       |       |
|-------|-------|
| HO    | N     |
| A1840 | A2155 |



Dogs & Cats

|       |       |       |
|-------|-------|-------|
| HO    | N     | O     |
| A1841 | A2140 | A2725 |



Chestnut Horses

|       |
|-------|
| HO    |
| A1842 |



Hereford Cows

|       |       |       |
|-------|-------|-------|
| HO    | N     | O     |
| A1843 | A2144 | A2767 |



Livestock

|       |
|-------|
| HO    |
| A1844 |



Full Figured Folks

|       |       |       |
|-------|-------|-------|
| HO    | N     | O     |
| A1845 | A2130 | A2728 |



Recreational People

|       |
|-------|
| HO    |
| A1846 |



Train Personnel

|       |       |       |
|-------|-------|-------|
| HO    | N     | O     |
| A1847 | A2131 | A2722 |



Checker Players

|       |       |       |
|-------|-------|-------|
| HO    | N     | O     |
| A1848 | A2132 | A2727 |



Rebels\*

|       |       |
|-------|-------|
| HO    | N     |
| A1849 | A2136 |



Road Crew

|       |       |
|-------|-------|
| HO    | N     |
| A1850 | A2137 |



Road Crew Details

|       |
|-------|
| HO    |
| A1851 |




Road Crew

|       |
|-------|
| O     |
| A2761 |



# Figures & Accents



Road Crew Details

N  
A2213



Road Crew Details

O  
A2762



Assorted Skids

HO N  
A1854 A2161



Tombstones HO scale set contains 20 tombstones.

HO N O  
A1856 A2164 A2726



Chain Gang

HO N O  
A1858 A2167 A2745



Hobos\*

HO N O  
A1860 A2138 A2734




Farm Horses

HO N  
A1862 A2141



Hampshire Pigs

HO N  
A1864 A2139



Assorted Junk

HO N  
A1852 A2163



Sun Bathers

HO  
A1853



Assorted Crates

HO N O  
A1855 A2162 A2739



Farm People

HO N  
A1857 A2152



Train Mechanics

HO N O  
A1859 A2147 A2721



Bus Stop People\*

HO N  
A1861 A2134



Holstein Cows

HO N O  
A1863 A2187 A2724



Track Workers

HO N O  
A1865 A2148 A2723

Color may vary from actual product. \*Benches and/or walls not included.

# Figures & Accents



Engineers\*

|       |       |       |
|-------|-------|-------|
| HO    | N     | O     |
| A1866 | A2153 | A2733 |



Graveside Service

|       |       |
|-------|-------|
| HO    | N     |
| A1868 | A2127 |



Baseball Players II

|       |       |
|-------|-------|
| HO    | N     |
| A1870 | A2146 |



Bystanders\*

|       |       |       |
|-------|-------|-------|
| HO    | N     | O     |
| A1872 | A2156 | A2732 |



Casual People\*

|       |       |
|-------|-------|
| HO    | N     |
| A1874 | A2168 |



Lumberjacks

|       |       |       |
|-------|-------|-------|
| HO    | N     | O     |
| A1876 | A2160 | A2735 |



Gone Fishing

|       |       |       |
|-------|-------|-------|
| HO    | N     | O     |
| A1878 | A2179 | A2751 |



Game of Horseshoes

|       |       |
|-------|-------|
| HO    | N     |
| A1880 | A2165 |



Factory Workers\*

|       |       |       |
|-------|-------|-------|
| HO    | N     | O     |
| A1867 | A2154 | A2746 |




Baseball Players I

|       |       |
|-------|-------|
| HO    | N     |
| A1869 | A2145 |



Welders & Accessories

|       |       |       |
|-------|-------|-------|
| HO    | N     | O     |
| A1871 | A2157 | A2748 |



Passengers\*

|       |       |       |
|-------|-------|-------|
| HO    | N     | O     |
| A1873 | A2190 | A2731 |



People & Pesky Raccoons

|       |       |
|-------|-------|
| HO    | N     |
| A1875 | A2158 |



Shoe Shiners

|       |       |
|-------|-------|
| HO    | N     |
| A1877 | A2176 |



Park Benches

|       |       |       |
|-------|-------|-------|
| HO    | N     | O     |
| A1879 | A2181 | A2758 |



Spectators

|       |       |
|-------|-------|
| HO    | N     |
| A1881 | A2172 |

# Figures & Accents



Firemen to the Rescue

|       |       |
|-------|-------|
| HO    | N     |
| A1882 | A2151 |




Deer

|       |       |       |
|-------|-------|-------|
| HO    | N     | O     |
| A1884 | A2185 | A2738 |



2nd Shift Workers

|       |       |
|-------|-------|
| HO    | N     |
| A1886 | A2188 |



Farm Animals

|       |       |
|-------|-------|
| HO    | N     |
| A1888 | A2142 |



Painters

|       |       |
|-------|-------|
| HO    | N     |
| A1890 | A2174 |



Uniformed Travelers

|       |
|-------|
| HO    |
| A1892 |



Snowball Fight

|       |       |
|-------|-------|
| HO    | N     |
| A1894 | A2183 |



Farmers Market

|       |       |       |
|-------|-------|-------|
| HO    | N     | O     |
| A1896 | A2170 | A2750 |



Surveyors

|       |       |       |
|-------|-------|-------|
| HO    | N     | O     |
| A1883 | A2175 | A2741 |



Black Bears

|       |       |       |
|-------|-------|-------|
| HO    | N     | O     |
| A1885 | A2186 | A2737 |



Dairy Farmers

|       |       |
|-------|-------|
| HO    | N     |
| A1887 | A2166 |



Horseback Riders

|       |       |
|-------|-------|
| HO    | N     |
| A1889 | A2159 |



Children

|       |       |
|-------|-------|
| HO    | N     |
| A1891 | A2182 |



Accident Waiting to Happen

|       |       |
|-------|-------|
| HO    | N     |
| A1893 | A2171 |



Youth Football Players

|       |       |
|-------|-------|
| HO    | N     |
| A1895 | A2169 |



Beekeepers

|       |       |
|-------|-------|
| HO    | N     |
| A1897 | A2178 |

# Figures & Accents



Rail Workers



Ice Skaters




Couples in Coats



Masonry Workers



Jug Band




Rabbit Hunt



Bicycle Buddies



Dog Wash



Newsstand



Golfers

# Figures & Accents




Sixteen Passengers\*

HO  
A1908



Depot Workers & Accessories

HO N O  
A1909 A2211 A2757



Fly Fishermen

*Fishing line not included.*

HO N  
A1910 A2215



Workers with Forklift

HO N O  
A1911 A2192 A2744



Goodbye People

HO N  
A1912 A2193



People Walking

HO N  
A1913 A2210



Auto Mechanics

HO  
A1914



Lawn Workers

HO N  
A1915 A2204



Park Bums

HO N O  
A1916 A2196 A2749



Campers

HO N O  
A1917 A2199 A2754



Canoers

HO N O  
A1918 A2200 A2755



Smoke Jumpers

HO  
A1919



Picket Line

HO N  
A1920 A2197



Playtime

HO N  
A1921 A2198



Senior Citizens

HO N  
A1922 A2201



Family Fishing

HO N O  
A1923 A2203 A2756

# Figures & Accents



People on Benches

|       |       |
|-------|-------|
| HO    | N     |
| A1924 | A2206 |



Shootin' Hoops

|       |       |       |
|-------|-------|-------|
| HO    | N     | O     |
| A1926 | A2207 | A2760 |



Garage Treasures

|       |       |
|-------|-------|
| HO    | N     |
| A1928 | A2212 |



The Founders

|       |
|-------|
| HO    |
| A1930 |



Wedding Bouquet Toss

|       |
|-------|
| HO    |
| A1932 |



Loading Dock Details

|       |       |
|-------|-------|
| HO    | N     |
| A1934 | A2208 |



Wash Day Getaway

|       |
|-------|
| HO    |
| A1936 |



Summertime Jobs

|       |
|-------|
| HO    |
| A1938 |




Sermon on the Crate

|       |
|-------|
| HO    |
| A1925 |



One Man Crew

|       |       |
|-------|-------|
| HO    | N     |
| A1927 | A2205 |



Backyard Barbeque

|       |       |       |
|-------|-------|-------|
| HO    | N     | O     |
| A1929 | A2209 | A2765 |



Backyard Basics

|       |
|-------|
| HO    |
| A1931 |



Miners

|       |
|-------|
| HO    |
| A1933 |



Backyard Birthday

|       |
|-------|
| HO    |
| A1935 |



Windy Day Play

|       |
|-------|
| HO    |
| A1937 |



Outdoor Dining

|       |       |
|-------|-------|
| HO    | N     |
| A1939 | A2214 |

# Figures & Accents



Ridin' & Ropin'

HO  
A1940



Wildlife Standoff

HO  
A1942



Take a Hike

HO  
A1944



Physically Challenged

HO  
A1946



Service Station Attendants

HO  
A1948



Swingin' Sensation

HO  
A1950



Down Hill Derby

HO  
A1952



Taking the Stairs\*

HO  
A1954



Street Accessories

HO  
A1941  
A2764



Playground Fun

HO  
A1943



Wally's Wiener Wagon

HO  
A1945



Carpenter Crew

HO  
A1947



Cougars and Cubs

HO  
A1949



Music to My Ears

HO  
A1951



Misc. Freight

HO  
A1953  
A2216  
A2766



Black Angus Cows

HO  
A1955  
A2217

# Figures & Accents



Young and Old

HO  
A1956



Yorkshire Pigs

HO N  
A1957 A2218



16 People

HO  
A1958



Barnyard Animals

N  
A2202



People Going Places

HO  
A1959



Street Items

HO  
A1960



Rescue Firefighters

HO  
A1961

## Scenic Accents Economy Packs

Save over items purchased separately when adding people, animals and accessories to your layout. Three different packages are available in either N or HO scale. Each package contains over 100 themed pieces and may vary in contents. Limited supply available.

*Photos are representative of figures that may be included.*



Assorted Farm Set

HO N  
A2051 A2061



Assorted Worker Set

HO N  
A2052 A2062



Assorted Figure Set\*

HO N  
A2053 A2063

## Scenic Accents Glue A198

- Specially formulated for attaching Scenic Accents and other accessories to layout
- Stays tacky, allows for repositioning
- No drip, no mess, no puddles or residue
- Brush applicator included
- Water-soluble
- Compatible with plastic, wood and metal
- Sand glue points and apply
- Let dry until clear and tacky and place on layout

1.25 fl oz (36.9 mL)



## Gentle Grips® A200

- Use this unique tweezer to position Scenic Accents
- Protective tips will not damage figures
- Comes in handy storage tube and features non-slip grips

6" (15.2 cm) tines





## G Scale Scenic Accents



Big Bobby, Bench and Buster

A2521



The Checker Brothers and Hound

A2522



Calvin P. Crate

A2523



Rover and Felix

A2524



Sam Supervisor

A2525



Mike the Mechanic

A2526



Paul Porter

A2527



Clyde the Conductor

A2528



Homeless Harry Hobo

A2529



Hungry Henry Hobo

A2530



Tom Traveler

A2531



Officer Duncan

A2532



Doug and Phil Shoveler

A2533



Frank and Son Fishing\*

A2534



The Sitting Seymores\*

A2535



Ernie the Engineer

A2536



Peter Pipe Puffer

A2537



Carl Commuter

A2538

# Figures & Accents



Fireman Bill and Betsy

G  
A2539



Earl and Eddie Engineer\*

G  
A2540



Gus and Gertie Gardener

G  
A2541



Spike, Neil and Ty

G  
A2542



Buck and Family

G  
A2543



Welder Brothers

G  
A2544



Barney's Big Bust

G  
A2545



Pickin' and Grinnin'

G  
A2546



Idling Engineers

G  
A2547



The Bumm Brothers

G  
A2548



Three Train Mechanics

G  
A2549



Horse Shoein' Around

G  
A2550



Harry Bear and Family

G  
A2551



Chip, Woody and Chopper

G  
A2552

# Figures & Accents



Milkin' Ol' Bessie

A2553



Tombstones

A2554



Dedicated Depot Workers

A2555



Hilow Bros. Surveying Co.

A2556



Striking Pickers

A2557



All Aboard

A2558



Ned's Newsstand

A2559



Polly's Postal Pursuit

A2560



Law and Lawless

A2561



Rail Workers

A2562



Begging For Bucks

A2563



Wooden Crates and Barrels

A2564



Dock Crew

A2565



You Dirty Dog

A2566



Camp Couple

A2567



Whistle While He Works

A2568



Fishing Buddies


A2569



Junior's Jug Band

A2570

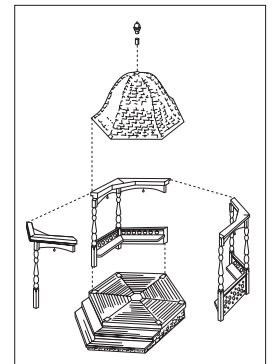
# Figures & Accents



## Scenic Details®

Scenic Details kits are finely crafted and economical HO scale reproductions. Use the highly detailed, lead-free metal castings everywhere on your layout. Attach to layout with Scenic Accents Glue or Scenic Glue. Some kits include Dry Transfer Decals. Painting with Mini-Scene Paint Set (M125), page 111, is recommended.

Clean metal castings and assemble pieces according to easy-to-follow diagrams and instructions. We recommend using super glue or two-part epoxy.



20 Tombstones  
20 pcs

HO  
D201



Trackside Junk  
12 pcs

HO  
D202



Crates-Barrels-Sacks  
13 pcs

HO  
D203



15 Assorted Skids  
15 pcs

HO  
D204



Assorted Junk Piles  
10 pcs

HO  
D205



Assorted Mailboxes  
17 pcs

HO  
D206

# Figures & Accents



"Aermotor" Windmill  
6 pcs

HO  
D209



Plow, Disc, Horse and Man  
9 pcs

HO  
D210



3 Fuel Stands  
13 pcs

HO  
D212



Industrial Junk  
9 pcs

HO  
D225




Cats and Dogs  
10 pcs

HO  
D226



Bare Hunter  
3 pcs

HO  
D227



Steam Engine and Hammer Mill  
6 pcs

HO  
D229



8 Vending Machines  
17 pcs

HO  
D230



Trackside Scale  
9 pcs

HO  
D231



Diesel Fuel Facility  
13 pcs

HO  
D232




Gazebo  
6 pcs

HO  
D236



Branch Line Water Tower  
14 pcs

HO  
D241



Rural Sawmill  
14 pcs

HO  
D243



Street and Traffic Lights  
11 pcs

HO  
D248

# Vehicles

## N and HO Scale AutoScenes

AutoScenes capture the classic designs and simple lifestyles of the 1940s and '50s. Each finely crafted, custom painted vehicle, figure and accessory adds humor, color, interest and authenticity to any layout, diorama or project. AutoScenes are true 1:160 N scale and 1:87 HO scale models.



Hall & Duke

|        |        |
|--------|--------|
| HO     | N      |
| AS5521 | AS5321 |



Billy Brown's Coupe

|        |        |
|--------|--------|
| HO     | N      |
| AS5522 | AS5322 |



Felix Fix-a-Flat

|        |        |
|--------|--------|
| HO     | N      |
| AS5523 | AS5323 |



Family Vacation

|        |        |
|--------|--------|
| HO     | N      |
| AS5525 | AS5325 |



Wayne Recker's Tow Service

|        |        |
|--------|--------|
| HO     | N      |
| AS5524 | AS5324 |



Lubeners Loading

|        |        |
|--------|--------|
| HO     | N      |
| AS5526 | AS5326 |



Roger's Rag Top

|        |        |
|--------|--------|
| HO     | N      |
| AS5527 | AS5327 |



Willie's Warning

|        |        |
|--------|--------|
| HO     | N      |
| AS5528 | AS5333 |



|        |        |
|--------|--------|
| HO     | N      |
| AS5528 | AS5333 |



Mickey's Milk Delivery

|        |        |
|--------|--------|
| HO     | N      |
| AS5529 | AS5329 |



Spoonin'-N-Croonin'

|        |        |
|--------|--------|
| HO     | N      |
| AS5530 | AS5330 |



Rusty's Regret

HO  
AS5531  
N  
AS5331



Suds & Shine

HO  
AS5533  
N  
AS5339



Thompson's Travelin' Trailer

HO  
AS5532  
N  
AS5328



Pick'em Up Truck

HO  
AS5534  
N  
AS5332



Sunday Drive

HO  
AS5535  
N  
AS5334



Cop'n a Kiss

HO  
AS5537  
N  
AS5337



Henry's Haulin'

HO  
AS5538  
N  
AS5335



Cruisin' Coupes



HO  
AS5536



Peter's Painting

HO  
AS5539



Ike's Ice Cream Truck

HO  
AS5541  
N  
AS5338



Getaway Gangsters



HO  
AS5540

# Vehicles



Shove It or Leave It

HO N  
AS5543 AS5336



Rusty Springs Furniture

HO  
AS5545



Ma & Pa's Trailer Haven

HO N  
AS5542 AS5341



Pit Stop

HO N  
AS5546 AS5342



Hitchin' A Ride

HO  
AS5547



To The Lake

HO  
AS5544



Carburetor Chaos

HO N  
AS5548 AS5340



Born to Ride

HO  
AS5549



Rocky's Road Repair

HO  
AS5550



Dog Gone Animal Control

HO  
AS5551



Parked for a Picnic

HO  
AS5552



Tim Burr Logging

HO N  
AS5553 AS5343





Bad Boy Bikers

HO N  
AS5554 AS5344



Lumpy's Coal Company

HO N  
AS5555 AS5345



Sign Slingers

HO  
AS5556



Chip's Ice Truck

HO  
AS5557



Fritz's Front Loader

HO  
AS5558



Sparky & The Chief

HO  
AS5559



Grady's Grader

HO  
AS5560



Paul's Fresh Produce

HO N  
AS5561 AS5346



Dewie's Dozer

HO  
AS5562




Junk Cars

HO  
AS5563



Tractor & Disc

HO  
AS5564



Tractor & Planter

HO  
AS5565



Backhoe

HO  
AS5566



Fire Truck



HO  
AS5567

# Vehicles

## Scenic Details®

Scenic Details kits are finely crafted and economical HO scale reproductions. Use the highly detailed, lead-free metal castings everywhere on your layout. Attach to layout with Scenic Accents Glue or Scenic Glue. Some kits include Dry Transfer Decals. Painting with Mini-Scene Paint Set (M125), page 111, is recommended.

Clean metal castings and assemble pieces according to easy-to-follow diagrams and instructions. We recommend using super glue or two-part epoxy.



**Disc and Tractor (1938-1946)**  
10 pcs

HO  
D207



**Seeder and Tractor (1938-1946)**  
10 pcs

HO  
D208



**2 Tractors (1929-1938)**  
14 pcs

HO  
D211



**Service Truck (1914 Diamond T)**  
18 pcs

HO  
D217



**Grain Truck (1914 Diamond T)**  
18 pcs

HO  
D218



**Motorcycles and Sidecar**  
7 pcs

HO  
D228



**Bulldozer**  
11 pcs

HO  
D233



**Track-Type Loader**  
11 pcs

HO  
D235



**Backhoe - INSLEY Model "K"**  
18 pcs

HO  
D237



**Tank Truck (Diamond T)**  
18 pcs

HO  
D242



**Hyster Logging Cruiser & Tractor**  
14 pcs

HO  
D246




**Dump Truck (1 1/2 Ton Federal)**  
20 pcs

HO  
D247



**Motor Grader**  
10 pcs

HO  
D234



**Flat Bed and Tractor (Diamond T)**  
29 pcs

HO  
D244



J.W. COBBLER

Accountant & TAX SERVICES

DAVENPORT

566

STORE HOURS  
MON-FRI  
9:30-5:30

# Lighting System

# Just Plug™ LIGHTING SYSTEM

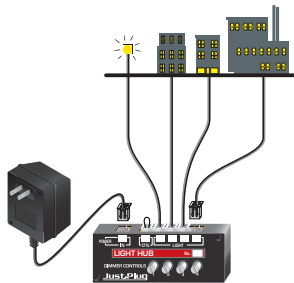
The Just Plug Lighting System is a complete, quick and easy way to add realism to new and existing layouts and other projects. No electrical knowledge or special tools needed. Just plug and you're done! Individual bulb brightness can be controlled, and special window film eliminates the need for building interiors. The modular design allows for easy expansion, and Just Plug works for all scales.



**It's as easy as placing a light and setting your building on top.**


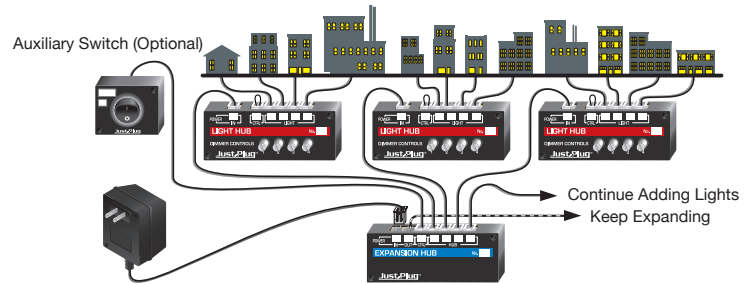
## Get Started

Use Power Supply (or train power pack) to power Light Hubs



## Expand

Use Expansion Hubs to power multiple Light Hubs



### Lights & Hub Set JP5700

- All you need is power!
- Quickest, easiest way to add lights to any project
- Includes 2 Warm White LED Stick-On Lights and places to add 2 more
- Regulate light brightness with individual dimmer controls
- Add an optional Auxiliary Switch for convenient operation



### Light Hub JP5701

- Add up to 4 Just Plug LED Lights of your choice to a project quickly and easily
- Regulate light brightness with individual dimmer controls
- Add an optional Auxiliary Switch for convenient operation

### Auxiliary Switch JP5725

- Turn lights on or off with the flick of a switch
- Control the power to lights on a Light Hub, an Expansion Hub or on multiple Hubs
- Use multiple switches for various lighting configurations

1/pkg



### Expansion Hub JP5702

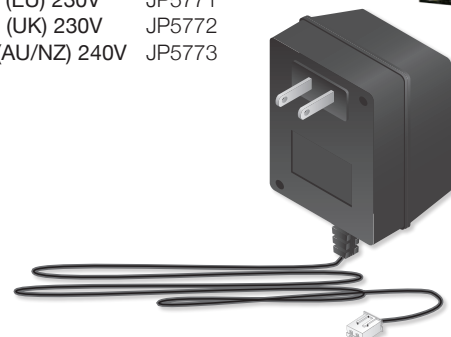
- Expand your Just Plug Lighting System quickly and easily
- Use the Expansion Hub to connect up to 4 Light Hubs
- Includes 4 Connecting Cables to connect to Light Hubs
- Add an optional Auxiliary Switch for convenient operation

### Power Supply


- Connect to Light Hub or Expansion Hub
- Power a minimum of 32 Light Hub Ports

Type A (US) 120V JP5770  
 Type C (EU) 230V JP5771  
 Type G (UK) 230V JP5772  
 Type I (AU/NZ) 240V JP5773


1/pkg



## TRANSFORM YOUR LAYOUT



FROM THIS




TO THIS!

### Connecting Cables JP5760

- Connect Expansion Hubs to Light Hubs
- Connect Expansion Hubs to Expansion Hubs
- Connect any Hub to train power pack or DCC system

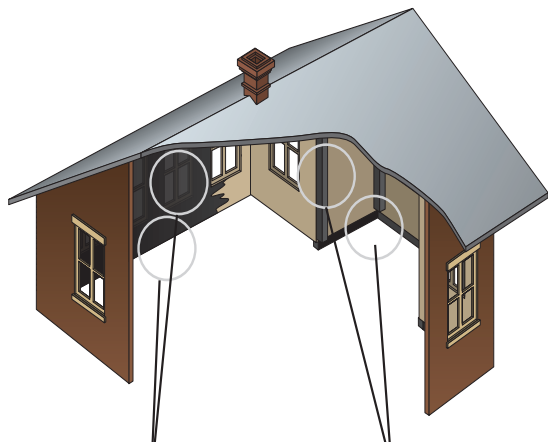

2/pkg 24" (60.9 cm) cables



### Extension Cables JP5761

- Expand the reach of your lighting system
- Extend the length of any Just Plug cable

2/pkg 24" (60.9 cm) cables



Black out windows and prevent glowing walls

Prevent light leaks and seal seams

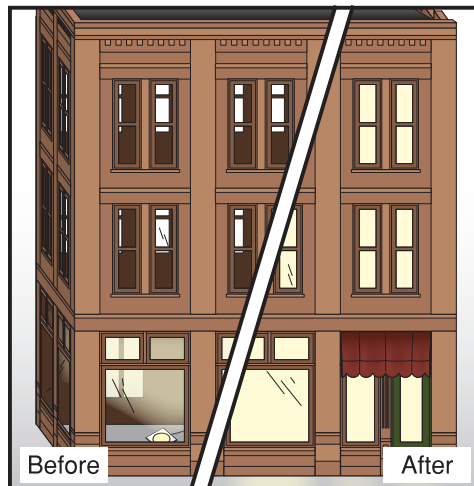


### Light Block Kit JP5716

- Keep light inside a structure, where it belongs!
- Seal light leaks easily by pressing Ribbon Putty into interior corners and joints
- Affix Ribbon Putty along the bottom edges of structures to secure buildings to layout surface and block light from bleeding along foundations
- Paint walls with Masking Paint to keep light from glowing through walls. Black out individual windows to indicate unlit rooms

Masking Paint 2 fl oz (59.1 mL)

Ribbon Putty 2 rolls 1/4" x 48" (6 mm x 121 cm)



Before

After



### Light Diffusion Window Film JP5715

- Eliminates the need for a building interior
- Blocks the outside view through the windows of an empty building
- Diffuses light evenly throughout structure when lights are on
- Use optional Window Tint together with Diffusing Film to make windows appear dark when lights are off

Diffusing Film 6" x 36" (15.2 cm x 91.4 cm)

Window Tint 6" x 36" (15.2 cm x 91.4 cm)

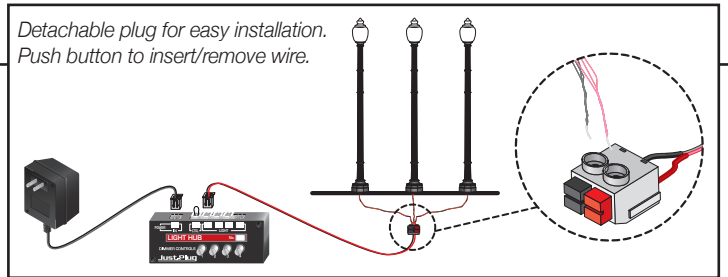
Micro Sticky Spots 256/pkg

# Lighting System

## Street Lights & Wall Mount Lights

Light up city streets, rural roads, sidewalks, parking lots and train yards, and add lights to any building, billboard, sign, entryway, home or office.

- Easy as drilling a hole and plugging into your Just Plug System
- Dimmable, Warm White LEDs
- Plugs into Light Hub




### Wooden Pole

- HO (3 lights/pkg) JP5630
- N (3 lights/pkg) JP5638
- O (2 lights/pkg) JP5646

36" (91.4 cm) wire


HO and O scale Wooden Pole include optional extension pole. Increase pole height for use around factories, in railyards and other large open areas requiring light.



### Arched Cast Iron

- HO (3 lights/pkg) JP5631
- N (3 lights/pkg) JP5639
- O (2 lights/pkg) JP5647


36" (91.4 cm) wire



### Double Lamp Post

- HO (3 lights/pkg) JP5632
- N (3 lights/pkg) JP5640
- O (2 lights/pkg) JP5648

36" (91.4 cm) wire



### Lamp Post

- HO (3 lights/pkg) JP5633
- N (3 lights/pkg) JP5641
- O (2 lights/pkg) JP5649


36" (91.4 cm) wire



### Gooseneck

- HO (2 lights/pkg) JP5654
- N (2 lights/pkg) JP5658
- O (2 lights/pkg) JP5662

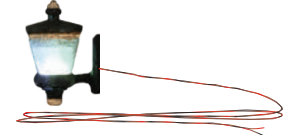
36" (91.4 cm) wire



### Entry

- HO (2 lights/pkg) JP5655
- N (2 lights/pkg) JP5659
- O (2 lights/pkg) JP5663

36" (91.4 cm) wire



## LED Lights

Simply plug into Light Hub. Available in a variety of colors.

### Nano

Small in size, big in brightness

- JP5743 - Warm White
- JP5744 - Yellow
- JP5745 - Red
- JP5746 - Green
- JP5747 - Blue
- JP5748 - Cool White
- JP5749 - Orange
- JP5754 - Yellow Flashing
- JP5755 - Red Flashing

2 lights/pkg  
24" (60.9 cm) cables



### Stick-On

Adhesive-backed for easy installation

- JP5736 - Orange
- JP5737 - Green
- JP5738 - Blue
- JP5739 - Red
- JP5740 - Warm White
- JP5741 - Cool White
- JP5742 - Yellow

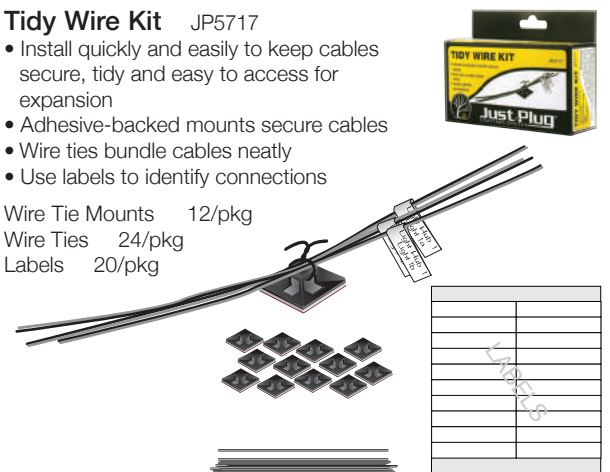
2 lights/pkg  
24" (60.9 cm) cables



### Tidy Wire Kit JP5717

- Install quickly and easily to keep cables secure, tidy and easy to access for expansion
- Adhesive-backed mounts secure cables
- Wire ties bundle cables neatly
- Use labels to identify connections

- Wire Tie Mounts 12/pkg
- Wire Ties 24/pkg
- Labels 20/pkg





WATTS  
Manufacturers

MEG-A. WATTS  
Transformer Manufacturer

261

21

# Buildings

When you buy Landmark Structures, you buy our trademark commitment to design innovation and the highest standards in quality you have come to expect from Woodland Scenics. Landmark Structures offers a complete spectrum of architecturally accurate building options and includes N, HO and O scale structures.

## Built and Ready

Place Built-&-Ready® Landmark Structures directly on your layout, straight from the hobby store shelf. They are highly detailed, architecturally accurate, expertly painted and realistically weathered. Depending on the building, extras may include lights, accessories, window treatments/clear window material, decals and/or printed interiors.



## Building Kits

Available in a wide variety of building styles and assembly types, Building Kits are easy to assemble and allow modelers the creative freedom to paint, weather and detail as they wish. Choose from basic kits that include walls and roofing material, kits with interlocking walls, kits with walls partially assembled and kits that include loads of scene-setting details, decals and accessories.



## Modular Buildings

Modular building pieces offer modelers unlimited building options and make it easy to create buildings of any size, shape or height. Pieces available individually or in money-saving bulk packs.



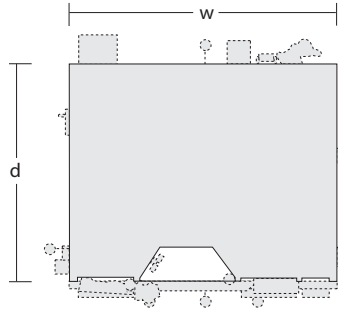


### Lubener's General Store

**HO Scale BR5021**  
 $4 \frac{7}{16}''$  w x  $3 \frac{5}{8}''$  d x  $4 \frac{1}{8}''$  h  
 (11.2 cm x 9.2 cm x 10.4 cm)

**N Scale BR4925**  
 $2 \frac{7}{16}''$  w x  $2''$  d x  $2 \frac{1}{4}''$  h  
 (6.19 cm x 5.08 cm x 5.71 cm)

**O Scale BR5841**  
 $8 \frac{3}{8}''$  w x  $6 \frac{5}{8}''$  d x  $8 \frac{3}{16}''$  h  
 (21.2 cm x 16.8 cm x 20.7 cm)

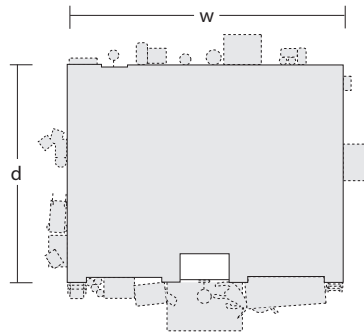


### Harrison's Hardware

**HO Scale BR5022**  
 $4 \frac{19}{32}''$  w x  $3 \frac{5}{8}''$  d x  $4 \frac{1}{2}''$  h  
 (11.6 cm x 9.2 cm x 11.4 cm)

**N Scale BR4921**  
 $2 \frac{1}{2}''$  w x  $2''$  d x  $2 \frac{1}{2}''$  h  
 (6.35 cm x 5.08 cm x 6.35 cm)

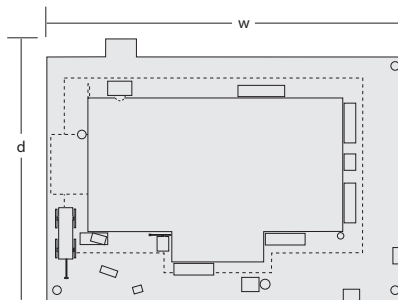
**O Scale BR5842**  
 $8 \frac{1}{8}''$  w x  $6 \frac{5}{8}''$  d x  $7 \frac{1}{2}''$  h  
 (20.6 cm x 16.8 cm x 19 cm)



### Dansbury Depot

**HO Scale BR5023**  
 $7 \frac{1}{2}''$  w x  $5 \frac{9}{16}''$  d x  $4''$  h  
 (19 cm x 14.1 cm x 10.1 cm)

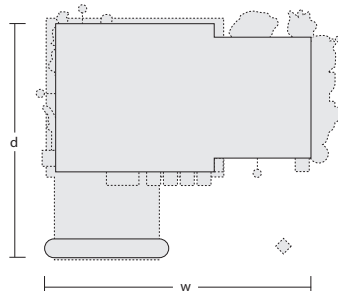
**N Scale BR4928**  
 $4 \frac{1}{32}''$  w x  $2 \frac{15}{16}''$  d x  $2 \frac{1}{2}''$  h  
 (10.2 cm x 7.46 cm x 6.35 cm)



### Fill'er Up & Fix'er

**HO Scale BR5025**  
 $6 \frac{5}{32}''$  w x  $5 \frac{13}{32}''$  d x  $2 \frac{5}{8}''$  h  
 (15.6 cm x 13.7 cm x 6.66 cm)

**N Scale BR4922**  
 $3 \frac{3}{16}''$  w x  $2 \frac{7}{8}''$  d x  $1 \frac{9}{16}''$  h  
 (8.09 cm x 7.3 cm x 3.96 cm)



# Buildings

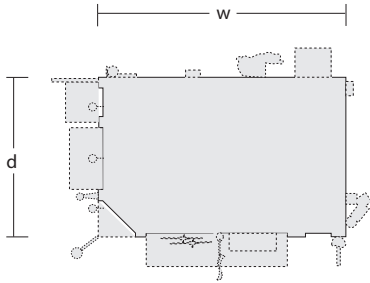
## Built-&-Ready

### Corner Emporium

HO Scale BR5024  
 $4 \frac{3}{16}''$  w x  $2 \frac{3}{4}''$  d x  $4 \frac{1}{8}''$  h  
 (10.6 cm x 6.98 cm x 10.4 cm)

N Scale BR4923  
 $2 \frac{5}{16}''$  w x  $1 \frac{1}{2}''$  d x  $2 \frac{9}{32}''$  h  
 (5.87 cm x 3.81 cm x 5.79 cm)

O Scale BR5844  
 $7 \frac{1}{16}''$  w x  $5''$  d x  $7 \frac{5}{8}''$  h  
 (19.5 cm x 12.7 cm x 19.3 cm)



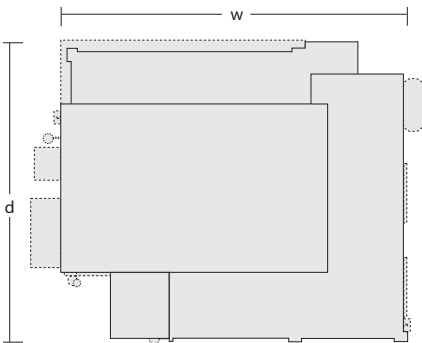
O Scale Version

### Clyde & Dale's Barrel Factory (N, HO) / Morrison Door Factory (O)

HO Scale BR5026  
 $6 \frac{5}{8}''$  w x  $5 \frac{1}{16}''$  d x  $4 \frac{1}{8}''$  h  
 (16.8 cm x 14.4 cm x 10.4 cm)

N Scale BR4924  
 $3 \frac{9}{16}''$  w x  $3 \frac{1}{8}''$  d x  $3 \frac{21}{64}''$  h  
 (9.04 cm x 7.93 cm x 8.45 cm)

O Scale BR5848  
 $11 \frac{7}{8}''$  w x  $10 \frac{7}{16}''$  d x  $10 \frac{1}{16}''$  h  
 (30.1 cm x 26.5 cm x 25.5 cm)

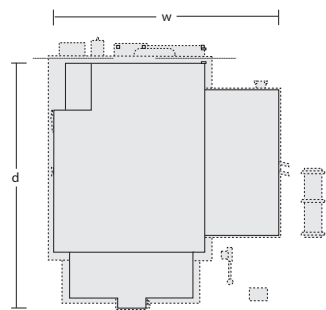


O Scale Version

### Country Store Expansion

HO Scale BR5031  
 $7 \frac{1}{8}''$  w x  $6 \frac{13}{16}''$  d x  $3 \frac{1}{8}''$  h  
 (18 cm x 17.3 cm x 7.93 cm)

O Scale BR5845  
 $10''$  w x  $12''$  d x  $6 \frac{1}{8}''$  h  
 (25.4 cm x 30.4 cm x 15.5 cm)

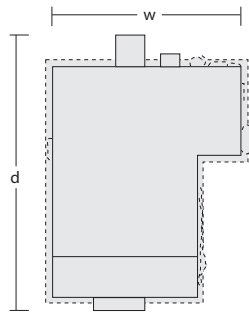


O Scale Version

### Granny's House

HO Scale BR5027  
 $3 \frac{3}{4}''$  w x  $5 \frac{7}{16}''$  d x  $3''$  h  
 (9.52 cm x 13.8 cm x 7.62 cm)

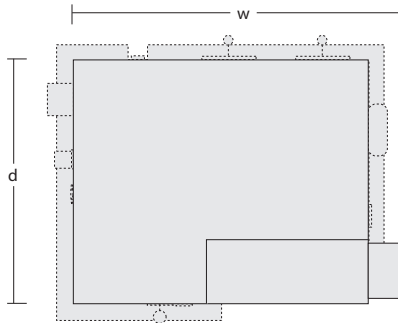
N Scale BR4926  
 $2 \frac{1}{32}''$  w x  $2 \frac{29}{32}''$  d x  $1 \frac{7}{16}''$  h  
 (5.15 cm x 7.38 cm x 3.65 cm)



### Chip's Ice House

HO Scale BR5028  
 $6 \frac{3}{8}''$  w x  $4 \frac{11}{16}''$  d x  $4 \frac{1}{2}''$  h  
 (16.1 cm x 11.9 cm x 11.4 cm)

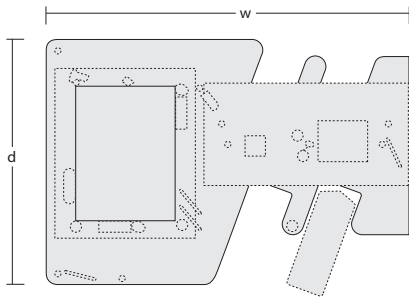
N Scale BR4927  
 $3 \frac{7}{16}''$  w x  $2 \frac{17}{32}''$  d x  $2 \frac{3}{8}''$  h  
 (8.73 cm x 6.42 cm x 6.04 cm)



### Drive 'n Dine

HO Scale BR5029  
 $7 \frac{3}{4}''$  w x  $5 \frac{1}{4}''$  d x  $3 \frac{15}{16}''$  h  
 (19.6 cm x 13.3 cm x 10 cm)

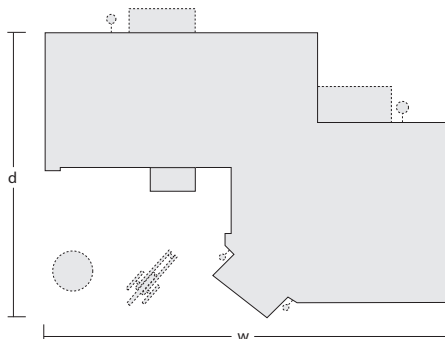
N Scale BR4929  
 $4 \frac{1}{4}''$  w x  $2 \frac{29}{32}''$  d x  $2 \frac{3}{16}''$  h  
 (10.7 cm x 7.38 cm x 5.55 cm)



### Municipal Building

HO Scale BR5030  
 $8 \frac{3}{8}''$  w x  $5 \frac{15}{16}''$  d x  $4 \frac{3}{8}''$  h  
 (21.2 cm x 15 cm x 11.1 cm)

N Scale BR4930  
 $4 \frac{1}{2}''$  w x  $3 \frac{3}{16}''$  d x  $1 \frac{27}{32}''$  h  
 (11.4 cm x 8.09 cm x 4.68 cm)



# Buildings

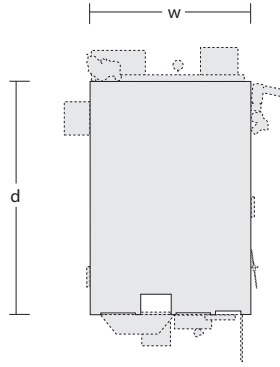
## Built-&-Ready

### J.W. Cobbler

HO Scale BR5032  
2 <sup>31</sup>/<sub>32</sub>" w x 4 <sup>5</sup>/<sub>16</sub>" d x 5 <sup>5</sup>/<sub>8</sub>" h  
(7.54 cm x 10.9 cm x 14.2 cm)

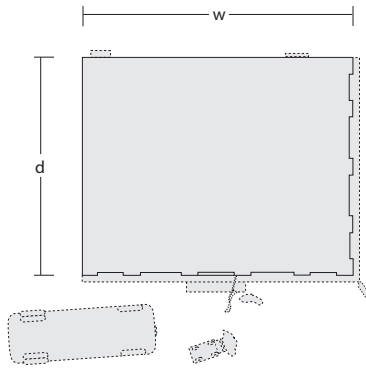
N Scale BR4931  
1 <sup>3</sup>/<sub>16</sub>" w x 1 <sup>3</sup>/<sub>4</sub>" d x 3 <sup>1</sup>/<sub>16</sub>" h  
(3.02 cm x 4.44 cm x 7.77 cm)

O Scale BR5843  
5 <sup>3</sup>/<sub>8</sub>" w x 7 <sup>7</sup>/<sub>8</sub>" d x 10 <sup>1</sup>/<sub>4</sub>" h  
(13.6 cm x 20 cm x 26 cm)



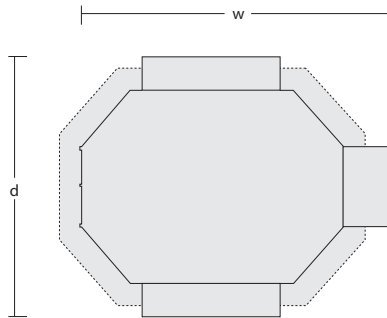
### Citizens Savings & Loan

HO Scale BR5033  
5 <sup>1</sup>/<sub>2</sub>" w x 4 <sup>1</sup>/<sub>8</sub>" d x 4 <sup>3</sup>/<sub>4</sub>" h  
(13.9 cm x 10.4 cm x 12 cm)



### Grand Gazebo

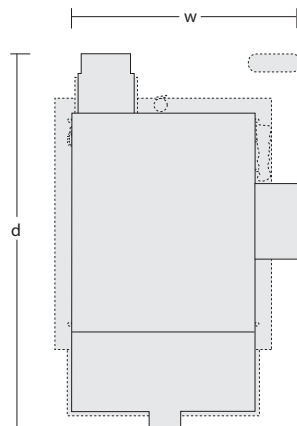
HO Scale BR5035  
6 <sup>5</sup>/<sub>16</sub>" w x 5 <sup>9</sup>/<sub>32</sub>" d x 4 <sup>1</sup>/<sub>4</sub>" h  
(16 cm x 13.4 cm x 10.7 cm)



### Home Sweet Home

HO Scale BR5036  
4 <sup>1</sup>/<sub>4</sub>" w x 7 <sup>1</sup>/<sub>8</sub>" d x 5 <sup>1</sup>/<sub>2</sub>" h  
(10.7 cm x 18 cm x 13.9 cm)

N Scale BR4939  
2 <sup>5</sup>/<sub>16</sub>" w x 3 <sup>15</sup>/<sub>16</sub>" d x 2 <sup>3</sup>/<sub>4</sub>" h  
(5.87 cm x 10 cm x 6.98 cm)

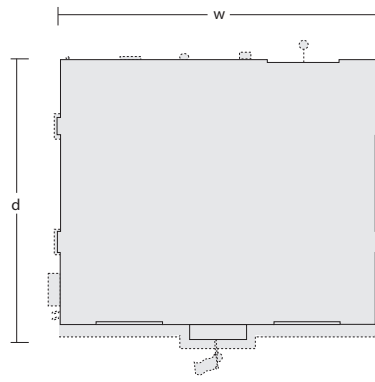


## Firehouse

HO Scale BR5034

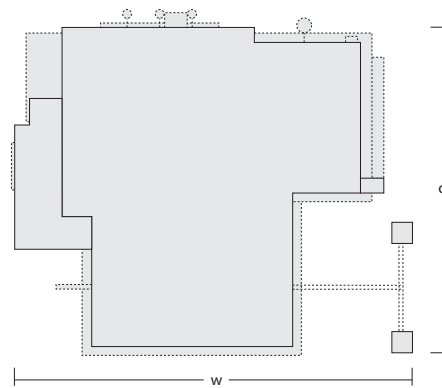
 $6 \frac{21}{32}''$  w x  $5 \frac{7}{8}''$  d x  $8 \frac{3}{4}''$  h  
 (16.9 cm x 14.9 cm x 22.2 cm)

N Scale BR4934

 $3 \frac{19}{32}''$  w x  $3 \frac{7}{32}''$  d x  $4 \frac{13}{16}''$  h  
 (9.12 cm x 8.17 cm x 12.2 cm)


## Meg A. Watts Transformers

HO Scale BR5037

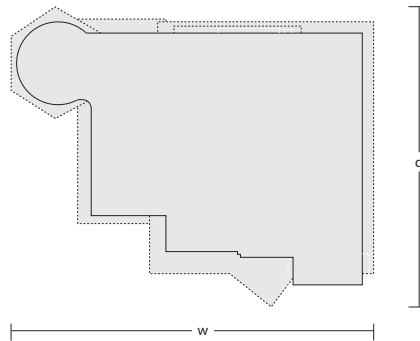
 $8 \frac{7}{16}''$  w x  $6 \frac{27}{32}''$  d x  $8 \frac{1}{2}''$  h  
 (21.4 cm x 17.3 cm x 21.5 cm)


## Old Weathered Barn

HO Scale BR5038

 $7 \frac{13}{16}''$  w x  $5 \frac{11}{16}''$  d x  $5 \frac{1}{4}''$  h  
 (19.8 cm x 14.4 cm x 13.3 cm)

N Scale BR4932

 $3 \frac{3}{16}''$  w x  $4 \frac{1}{4}''$  d x  $2 \frac{11}{16}''$  h  
 (8.09 cm x 10.7 cm x 6.82 cm)


## Davenport Department Store

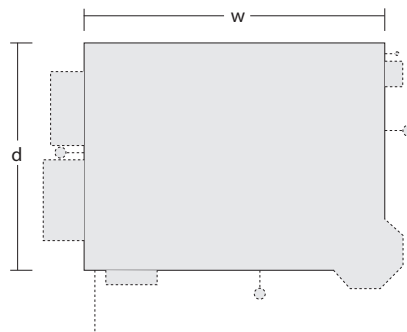
HO Scale BR5039

 $5 \frac{1}{8}''$  w x  $3 \frac{7}{8}''$  d x  $6 \frac{15}{16}''$  h  
 (13 cm x 9.84 cm x 17.6 cm)

N Scale BR4938

 $2 \frac{3}{4}''$  w x  $2 \frac{1}{16}''$  d x  $3 \frac{3}{4}''$  h  
 (6.98 cm x 5.23 cm x 9.52 cm)

 O Scale BR5847

 $9 \frac{13}{16}''$  w x  $7 \frac{1}{2}''$  d x  $12 \frac{7}{16}''$  h  
 (24.9 cm x 19 cm x 31.5 cm)


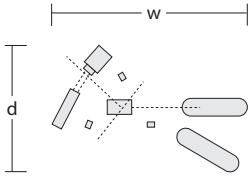
# Buildings

## Built-&-Ready

### Old Windmill

HO Scale BR5042  
 $3 \frac{3}{8}" w \times 2 \frac{3}{16}" d \times 5 \frac{1}{8}" h$   
 (8.57 cm x 5.55 cm x 13 cm)

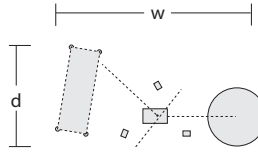
N Scale BR4936  
 $2 \frac{3}{16}" w \times 1 \frac{5}{16}" d \times 2 \frac{3}{4}" h$   
 (5.55 cm x 3.33 cm x 6.98 cm)



### Windmill

HO Scale BR5043  
 $3 \frac{5}{8}" w \times 1 \frac{3}{4}" d \times 5 \frac{1}{8}" h$   
 (9.22 cm x 4.44 cm x 13 cm)

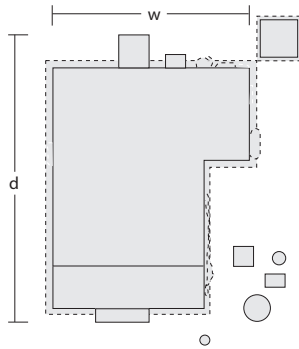
N Scale BR4937  
 $2 \frac{1}{2}" w \times 1" d \times 2 \frac{3}{4}" h$   
 (6.35 cm x 2.54 cm x 6.98 cm)



### Old Homestead

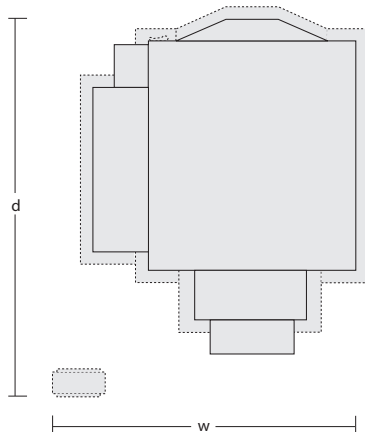
HO Scale BR5040  
 $3 \frac{3}{4}" w \times 5 \frac{7}{16}" d \times 3" h$   
 (9.52 cm x 13.8 cm x 7.62 cm)

N Scale BR4933  
 $2 \frac{1}{32}" w \times 2 \frac{29}{32}" d \times 1 \frac{7}{16}" h$   
 (5.15 cm x 7.38 cm x 3.65 cm)



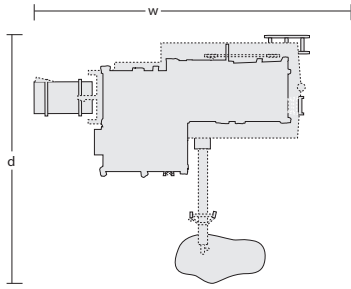
### Community Church

Lighting Included  
 HO Scale BR5041  
 $5 \frac{1}{4}" w \times 6 \frac{13}{16}" d \times 7 \frac{3}{8}" h$   
 (13.3 cm x 17.3 cm x 18.7 cm)



### Buzz's Sawmill

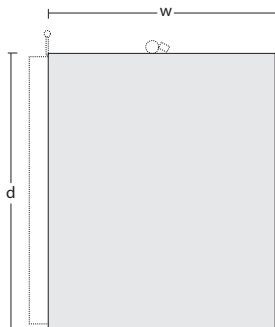
HO Scale BR5044  
 7 1/2" w x 5 7/8" d x 2 1/8" h  
 (19 cm x 14.9 cm x 5.39 cm)



### Deuce's Bike Shop

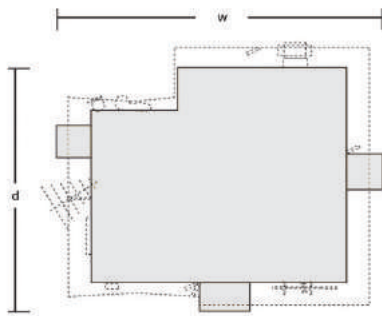
HO Scale BR5045  
 5" w x 6" d x 3 1/2" h  
 (12.7 cm x 15.2 cm x 8.89 cm)

O Scale BR5846  
 9" w x 10 7/8" d x 6 1/4" h  
 (22.8 cm x 27.6 cm x 15.8 cm)



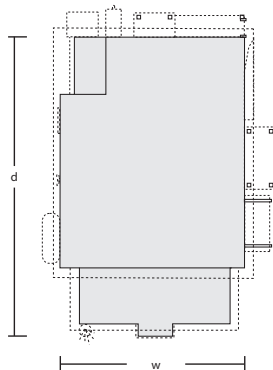
### Corner Porch House

HO Scale BR5046  
 5 5/8" w x 4 5/8" d x 5" h  
 (14.2 cm x 11.7 cm x 12.7 cm)



### Mo Skeeters Bait & Tackle

HO Scale BR5047  
 3 11/16" w x 5 1/2" d x 6 1/8" h  
 (9.37 cm x 13.9 cm x 15.5 cm)




# Buildings

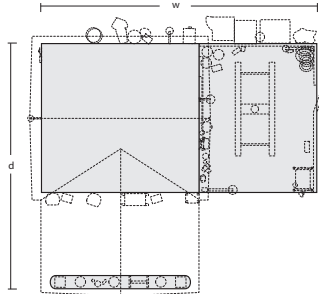
## Built-&-Ready

### Ethyl's Gas & Service

HO Scale BR5048  
6 <sup>3</sup>/<sub>8</sub>" w x 5 <sup>11</sup>/<sub>16</sub>" d x 3 <sup>7</sup>/<sub>16</sub>" h  
(16.1 cm x 14.4 cm x 8.73 cm)

N Scale BR4935  
3 <sup>1</sup>/<sub>2</sub>" w x 3 <sup>1</sup>/<sub>8</sub>" d x 1 <sup>7</sup>/<sub>8</sub>" h  
(8.89 cm x 7.93 cm x 4.76 cm)


 O Scale BR5849  
11 <sup>9</sup>/<sub>16</sub>" w x 10 <sup>1</sup>/<sub>4</sub>" d x 6 <sup>1</sup>/<sub>8</sub>" h  
(29.3 cm x 26 cm x 15.5 cm)

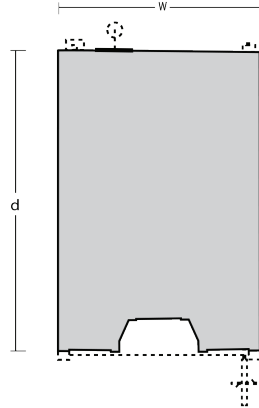


### Sully's Tavern

HO Scale BR5049  
2 <sup>3</sup>/<sub>4</sub>" w x 4 <sup>1</sup>/<sub>16</sub>" d x 4 <sup>1</sup>/<sub>2</sub>" h  
(6.98 cm x 10.3 cm x 11.4 cm)

N Scale BR4940  
1 <sup>1</sup>/<sub>2</sub>" w x 2 <sup>1</sup>/<sub>4</sub>" d x 2 <sup>1</sup>/<sub>2</sub>" h  
(3.81 cm x 5.71 cm x 6.35 cm)


 O Scale BR5850  
4 <sup>15</sup>/<sub>16</sub>" w x 7 <sup>3</sup>/<sub>8</sub>" d x 8" h  
(12.5 cm x 18.7 cm x 20.3 cm)

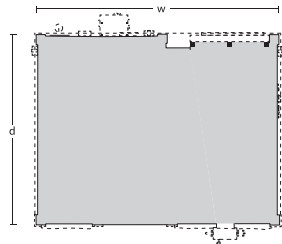


### J. Franks Grocery


HO Scale BR5050  
5 <sup>1</sup>/<sub>4</sub>" w x 4 <sup>1</sup>/<sub>8</sub>" d x 3 <sup>1</sup>/<sub>4</sub>" h  
(13.3 cm x 10.4 cm x 8.25 cm)

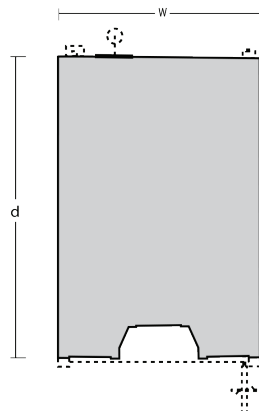
N Scale BR4941  
3 <sup>1</sup>/<sub>4</sub>" w x 2 <sup>9</sup>/<sub>16</sub>" d x 1 <sup>3</sup>/<sub>4</sub>" h  
(8.25 cm x 6.5 cm x 4.44 cm)

 O Scale BR5851  
9 <sup>1</sup>/<sub>2</sub>" w x 7 <sup>1</sup>/<sub>2</sub>" d x 5 <sup>7</sup>/<sub>8</sub>" h  
(24.1 cm x 19 cm x 14.9 cm)



### Betty's Burning Building

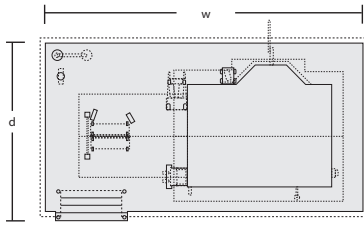
 HO Scale BR5051  
2 <sup>31</sup>/<sub>32</sub>" w x 4 <sup>5</sup>/<sub>16</sub>" d x 5 <sup>5</sup>/<sub>8</sub>" h  
(7.54 cm x 10.9 cm x 14.2 cm)





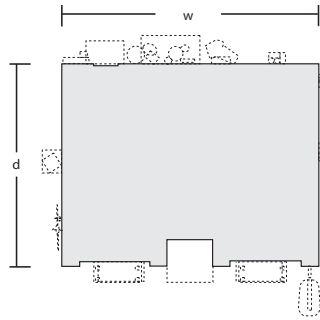
## The Depot

- HO Scale BR5052**  
 $6 \frac{9}{16}''$  w x  $4''$  d x  $3 \frac{1}{2}''$  h  
 (16.6 cm x 10.1 cm x 8.89 cm)
- N Scale BR4942**  
 $3 \frac{9}{16}''$  w x  $2''$  d x  $1 \frac{15}{16}''$  h  
 (9.04 cm x 5.08 cm x 4.92 cm)
- O Scale BR5852**  
 $11 \frac{13}{16}''$  w x  $7 \frac{1}{4}''$  d x  $6 \frac{3}{16}''$  h  
 (30 cm x 18.4 cm x 15.7 cm)



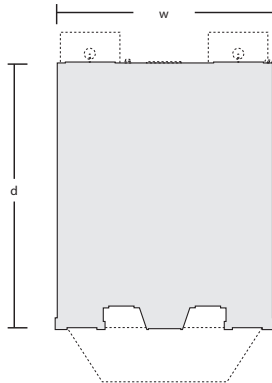
## Dugan's Paint Store

- HO Scale BR5053**  
 $4 \frac{19}{32}''$  w x  $3 \frac{5}{8}''$  d x  $4 \frac{1}{2}''$  h  
 (11.6 cm x 9.2 cm x 11.4 cm)
- N Scale BR4943**  
 $2 \frac{1}{2}''$  w x  $2''$  d x  $2 \frac{1}{2}''$  h  
 (6.35 cm x 5.08 cm x 6.35 cm)
- O Scale BR5853**  
 $8 \frac{1}{8}''$  w x  $6 \frac{11}{16}''$  d x  $8 \frac{1}{8}''$  h  
 (20.6 cm x 16.9 cm x 20.6 cm)



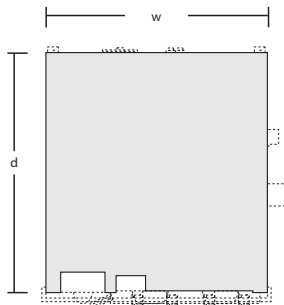
## Theater

- HO Scale BR5054**  
 $4 \frac{5}{32}''$  w x  $5 \frac{1}{8}''$  d x  $5 \frac{1}{8}''$  h  
 (10.5 cm x 13 cm x 12.3 cm)
- N Scale BR4944**  
 $2 \frac{1}{4}''$  w x  $2 \frac{3}{4}''$  d x  $2 \frac{13}{16}''$  h  
 (5.71 cm x 6.98 cm x 7.14 cm)
- O Scale BR5854**  
 $7 \frac{17}{32}''$  w x  $9 \frac{1}{4}''$  d x  $9 \frac{11}{64}''$  h  
 (19.1 cm x 23.4 cm x 23.2 cm)



## Emilio's Italian Restaurant

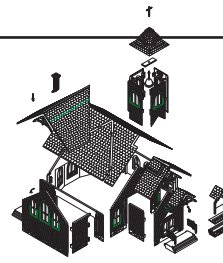
- HO Scale BR5055**  
 $4 \frac{1}{8}''$  w x  $4 \frac{15}{32}''$  d x  $4 \frac{7}{32}''$  h  
 (10.4 cm x 11.3 cm x 10.7 cm)
- N Scale BR4945**  
 $2 \frac{1}{4}''$  w x  $2 \frac{7}{16}''$  d x  $2 \frac{11}{32}''$  h  
 (5.7 cm x 6.19 cm x 5.95 cm)
- O Scale BR5855**  
 $7 \frac{1}{2}''$  w x  $8 \frac{1}{8}''$  d x  $7 \frac{3}{4}''$  h  
 (19 cm x 20.6 cm x 19.6 cm)



# Buildings

## Building Kits

**Assemble in Minutes...Ready to Paint and Display.** Beginner and seasoned modelers can assemble these buildings easily and get craftsmanship results. Landmark Structures Building Kits are designed with historic authenticity and built-in character. Includes loads of details, signs, decals and/or window treatments!



Building Kits

### Fresh Market (N, HO) / Lubener's General Store (O)

HO Scale PF5180


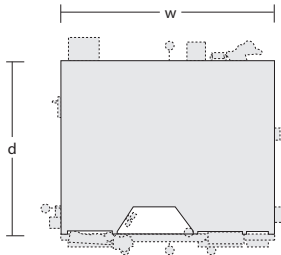
4 7/16" w x 3 5/8" d x 4 1/8" h  
(11.2 cm x 9.2 cm x 10.4 cm)

N Scale PF5200

2 7/16" w x 2" d x 2 1/4" h  
(6.19 cm x 5.08 cm x 5.71 cm)

O Scale PF5890

8 3/8" w x 6 5/8" d x 8 3/16" h  
(21.2 cm x 16.8 cm x 20.7 cm)



O Scale Version

### Planters Feed and Seed Supply (N, HO) / Harrison's Hardware (O)

HO Scale PF5181

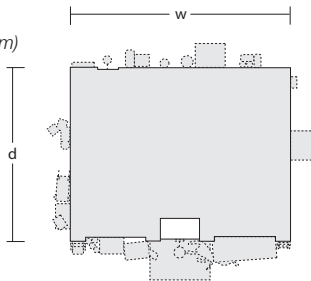
4 19/32" w x 3 5/8" d x 4 1/2" h  
(11.6 cm x 9.2 cm x 11.4 cm)

N Scale PF5201

2 1/2" w x 2" d x 2 1/2" h  
(6.35 cm x 5.08 cm x 6.35 cm)

O Scale PF5891

8 1/8" w x 6 5/8" d x 7 1/2" h  
(20.6 cm x 16.8 cm x 19 cm)



O Scale Version

### Main Street Mercantile (N, HO) / Corner Emporium (O)

HO Scale PF5182

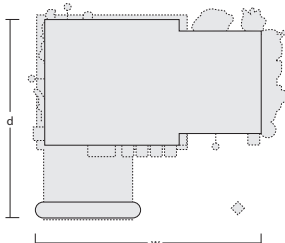
4 3/16" w x 2 3/4" d x 4 1/8" h  
(10.6 cm x 6.98 cm x 10.4 cm)

N Scale PF5202

2 5/16" w x 1 1/2" d x 2 9/32" h  
(5.87 cm x 3.81 cm x 5.79 cm)

O Scale PF5893

7 11/16" w x 5" d x 7 5/8" h  
(19.5 cm x 12.7 cm x 19.3 cm)



O Scale Version

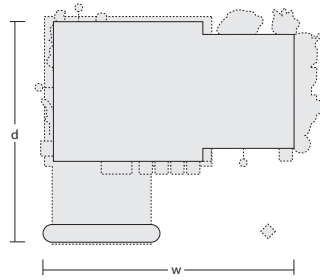
### Sonny's Super Service

HO Scale PF5183

$6 \frac{5}{32}''$  w x  $5 \frac{13}{32}''$  d x  $2 \frac{5}{8}''$  h  
(15.6 cm x 13.7 cm x 6.66 cm)

N Scale PF5203

$3 \frac{3}{16}''$  w x  $2 \frac{7}{8}''$  d x  $1 \frac{9}{16}''$  h  
(8.09 cm x 7.3 cm x 3.96 cm)



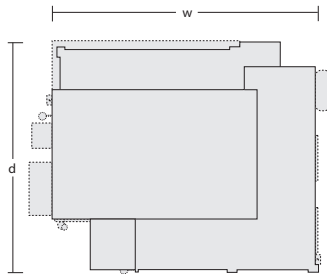
### Sicken Tire Company

HO Scale PF5184

$6 \frac{5}{8}''$  w x  $5 \frac{1}{16}''$  d x  $4 \frac{1}{8}''$  h  
(16.8 cm x 14.4 cm x 10.4 cm)

N Scale PF5204

$3 \frac{9}{16}''$  w x  $3 \frac{1}{8}''$  d x  $3 \frac{21}{64}''$  h  
(9.04 cm x 7.93 cm x 8.45 cm)



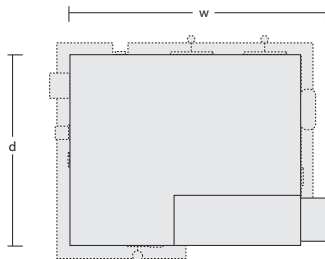
### O'Leary Dairy Distribution

HO Scale PF5185

$6 \frac{3}{8}''$  w x  $4 \frac{1}{16}''$  d x  $4 \frac{1}{2}''$  h  
(16.1 cm x 11.9 cm x 11.4 cm)

N Scale PF5205

$3 \frac{7}{16}''$  w x  $2 \frac{17}{32}''$  d x  $2 \frac{3}{8}''$  h  
(8.73 cm x 6.42 cm x 6.03 cm)



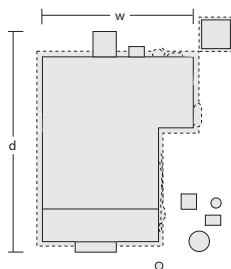
### Country Cottage

HO Scale PF5186

$3 \frac{3}{4}''$  w x  $5 \frac{7}{16}''$  d x  $3''$  h  
(9.52 cm x 13.8 cm x 7.62 cm)

N Scale PF5206

$2 \frac{1}{32}''$  w x  $2 \frac{29}{32}''$  d x  $1 \frac{7}{16}''$  h  
(5.15 cm x 7.38 cm x 3.65 cm)



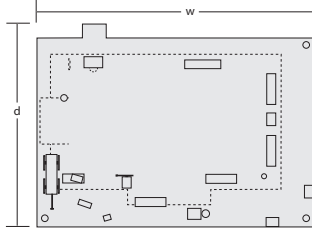
# Buildings

## Building Kits

### Woodland Station

HO Scale PF5187  
7 1/2" w x 5 9/16" d x 4" h  
(19 cm x 14.1 cm x 10.1 cm)

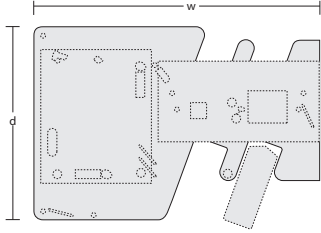
N Scale PF5207  
4 1/32" w x 2 15/16" d x 2 1/2" h  
(10.2 cm x 7.46 cm x 6.35 cm)



### D's Diner

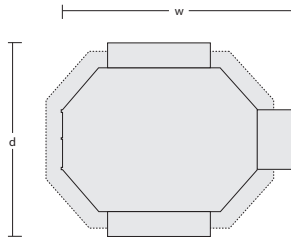
HO Scale PF5188  
7 3/4" w x 5 1/4" d x 3 15/16" h  
(19.6 cm x 13.3 cm x 10 cm)

N Scale PF5208  
4 1/4" w x 2 29/32" d x 2 3/16" h  
(10.7 cm x 7.38 cm x 5.55 cm)



### Public Pavilion

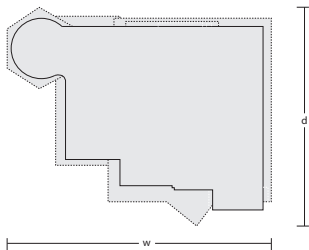
HO Scale PF5189  
6 5/16" w x 5 9/32" d x 4 1/4" h  
(16 cm x 13.4 cm x 10.7 cm)



### Rustic Barn

HO Scale PF5190  
7 13/16" w x 5 11/16" d x 5 1/4" h  
(19.8 cm x 14.4 cm x 13.3 cm)

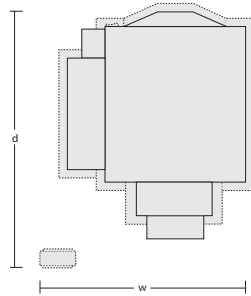
N Scale PF5211  
3 3/16" w x 4 1/4" d x 2 11/16" h  
(8.09 cm x 10.7 cm x 6.82 cm)



### Country Church

HO Scale PF5191

5 1/4" w x 6 13/16" d x 7 3/8" h  
(13.3 cm x 17.3 cm x 18.7 cm)



### Windmills

HO Scale PF5192

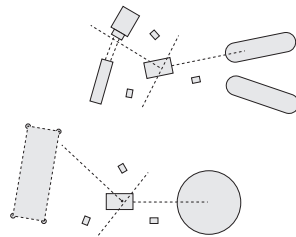
3 3/8" w x 2 3/16" d x 5 1/8" h - Old  
(8.57 cm x 5.55 cm x 13 cm)

3 5/8" w x 1 3/4" d x 5 1/8" h - New  
(9.22 cm x 4.44 cm x 13 cm)

N Scale PF5213

2 3/16" w x 1 5/16" d x 2 3/4" h - Old  
(5.55 cm x 3.33 cm x 6.98 cm)

2 1/2" w x 1" d x 2 3/4" h - New  
(6.35 cm x 2.54 cm x 6.98 cm)



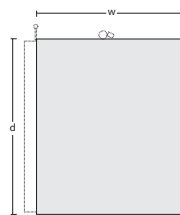
### Deuce's Bike Shop

HO Scale PF5193

5" w x 6" d x 3 1/2" h  
(12.7 cm x 15.2 cm x 8.89 cm)

O Scale PF5895

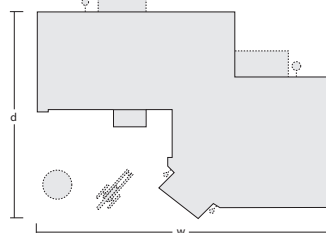
9" w x 10 7/8" d x 6 1/4" h  
(22.8 cm x 27.6 cm x 15.8 cm)



### County Courthouse

N Scale PF5209

4 1/2" w x 3 3/16" d x 1 27/32" h  
(11.4 cm x 8.09 cm x 4.68 cm)



# Buildings

## Building Kits

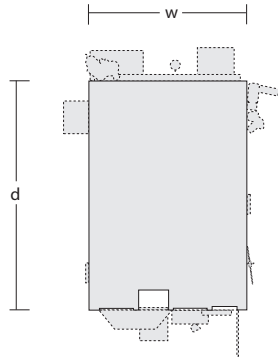
### J.W. Cobbler

N Scale PF5210

$1 \frac{3}{16}''$  w x  $1 \frac{3}{4}''$  d x  $3 \frac{1}{16}''$  h  
(3.02 cm x 44.4 cm x 7.77 cm)

O Scale PF5892

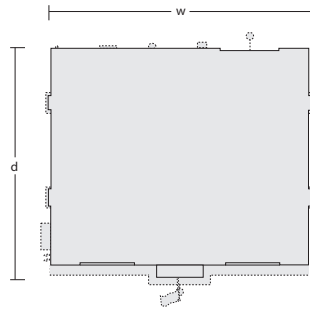
$5 \frac{3}{8}''$  w x  $7 \frac{7}{8}''$  d x  $10 \frac{1}{4}''$  h  
(13.6 cm x 20 cm x 26 cm)



### Fire Station N°3

N Scale PF5212

$3 \frac{19}{32}''$  w x  $3 \frac{7}{32}''$  d x  $4 \frac{13}{16}''$  h  
(9.12 cm x 8.17 cm x 12.2 cm)

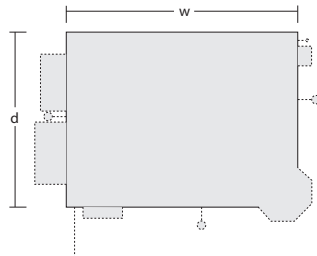


See HO scale Fire Station N°3 on page 99

### Davenport Department Store

N Scale PF5214

$2 \frac{3}{4}''$  w x  $2 \frac{1}{16}''$  d x  $3 \frac{3}{4}''$  h  
(6.98 cm x 5.23 cm x 9.52 cm)

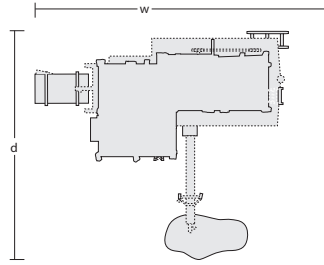


See HO scale Corner Department Store on page 100

### Buzz's Sawmill

HO Scale PF5195

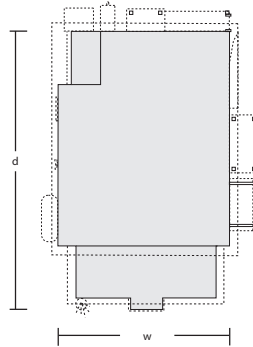
7 1/2" w x 5 7/8" d x 2 1/8" h  
(19 cm x 14.9 cm x 5.39 cm)



### Mo Skeeter's Bait & Tackle

HO Scale PF5194

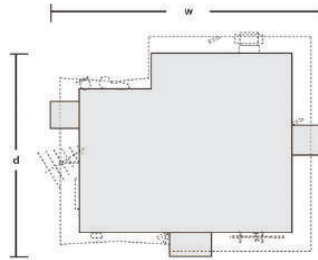
3 1/16" w x 5 1/2" d x 6 1/8" h  
(9.37 cm x 13.9 cm x 15.5 cm)



### Corner Porch House

HO Scale PF5196

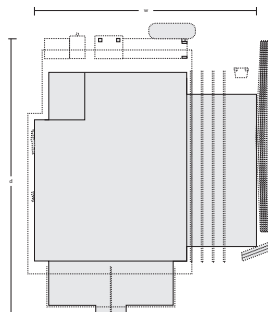
5 5/8" w x 4 5/8" d x 5" h  
(14.2 cm x 11.7 cm x 12.7 cm)



### Country Store Expansion

O Scale PF5894

10" w x 12" d x 6 1/8" h  
(25.4 cm x 30.4 cm x 15.5 cm)



# Buildings

## DPM

ONLINE  
VIDEOS

Design Preservation Models (DPM) is a line of N, HO and O scale building kits and modular pieces for modelers who want to assemble realistic structures. These high quality, architecturally accurate models have been specifically researched and developed for the model railroading industry and represent the 19th and 20th century. DPM kits and modular pieces are easy to assemble and allow modelers total creative freedom to paint, weather and detail as they wish. Several types of DPM structures are available.

**Gold Kits** Themed building packages that include complete buildings, decals, signs and an abundance of details.

**Building Kits** Includes the walls, roof and window materials needed to build a complete structure. Select Building Kits feature the new positive-interlocking, prefinished edges along with details, decals and/or window treatments.

**Modular System** Unlimited building options with interchangeable wall sections that make it easy to design and build a structure of any size, shape and height.

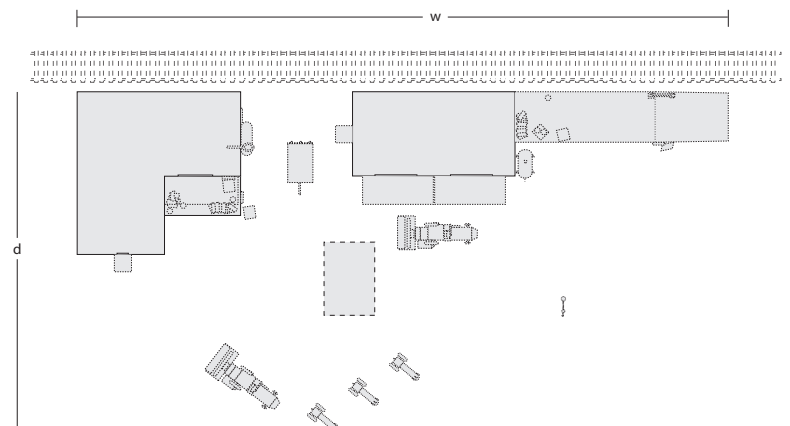
**Designer Bulk Packs** Each features a unique architectural style with plans included for three specific buildings.

It's all about the details! DPM Gold Kit buildings create complete layout scenes. Each kit contains fully illustrated instructions, easy to assemble buildings made of injection molded styrene plastic, an abundance of details made of lead-free metal castings, Dry Transfer Decals, signs and/or window treatments. Look for the full-color packaging with the gold seal.



### Olsen Feeds & Larsen's Implement

N Scale #66100  
14 1/2" w x 7 9/16" d x 1 7/8" h  
(36.8 cm x 19.2 cm x 4.76 cm)

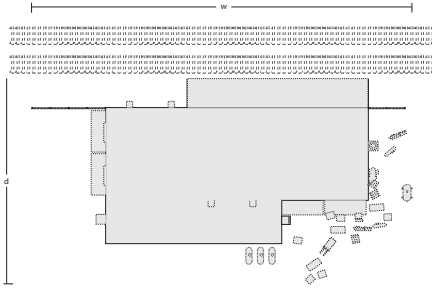






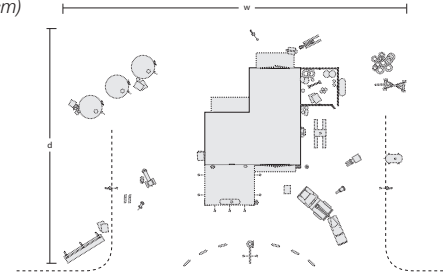
**Woods Furniture Co.**

N Scale #66000  
 14 <sup>3</sup>/<sub>16</sub>" w x 8" d x 5 <sup>7</sup>/<sub>8</sub>" h  
 (36 cm x 20.3 cm x 14.9 cm)



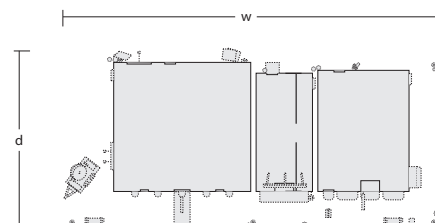
**Jerry Riggs Quick Service**

N Scale #66200  
 13" w x 8 <sup>7</sup>/<sub>8</sub>" d x 2 <sup>1</sup>/<sub>4</sub>" h  
 (33 cm x 22.5 cm x 5.71 cm)



**Night Life**

N Scale #66300  
 8 <sup>11</sup>/<sub>16</sub>" w x 4 <sup>1</sup>/<sub>16</sub>" d x 2 <sup>7</sup>/<sub>8</sub>" h  
 (22 cm x 10.3 cm x 7.3 cm)



# Buildings

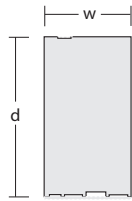
## DPM Building Kits - N

These kits offer a wide selection of easy-to-assemble buildings, finely detailed with authentic architectural components. Choose from a variety of building types, such as downtown storefronts, manufacturing plants, hotels, department stores and others. Kits include roof material, clear window material and illustrated instructions with painting and weathering tips. Walls are made of injection molded styrene plastic. Assemble with model glue or solvent-based plastic cement.

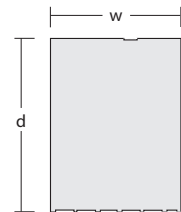
Decals not included. See pages 118-121 for decal options.



**Bruce's Bakery**  
 N Scale #50100  
 1 5/8" w x 3" d x 3" h  
 (4.12 cm x 7.62 cm x 7.62 cm)



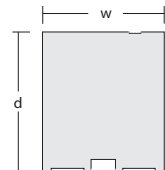
**Hayes Hardware**  
 N Scale #50200  
 2 7/16" w x 3 1/4" d x 2 1/4" h  
 (6.19 cm x 8.25 cm x 5.71 cm)



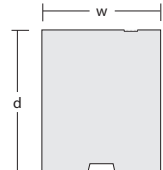
DPM Building Kits  
N Scale



**Otto's Parts**  
 N Scale #50300  
 2 5/8" w x 3" d x 2 1/2" h  
 (6.66 cm x 7.62 cm x 6.35 cm)



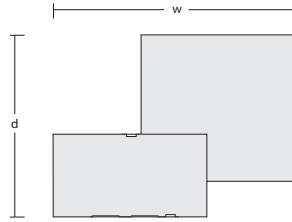
**Char's Soda Shoppe**  
 N Scale #50400  
 2 9/16" w x 3 1/8" d x 2 1/2" h  
 (6.5 cm x 7.93 cm x 6.35 cm)





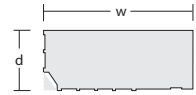
**Goodnight Mattress Co.**

N Scale #50500  
 $6 \frac{3}{16}''$  w x  $4 \frac{21}{32}''$  d x  $3 \frac{3}{4}''$  h  
 (15.7 cm x 11.8 cm x 9.52 cm)



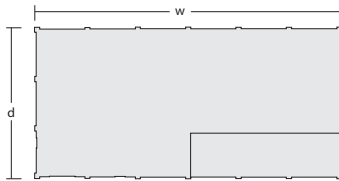
**Corner Apothecary**

N Scale #50700  
 $3 \frac{3}{8}''$  w x  $1 \frac{3}{8}''$  d x  $3''$  h  
 (8.57 cm x 3.49 cm x 7.62 cm)



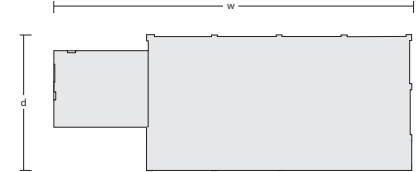
**Gripp's Luggage Mfg.**

N Scale #50600  
 $7 \frac{5}{8}''$  w x  $3 \frac{3}{4}''$  d x  $2 \frac{1}{2}''$  h  
 (19.3 cm x 9.52 cm x 6.35 cm)



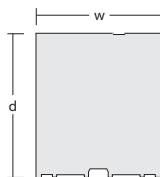
**Trackside Transfer**

N Scale #51000  
 $11 \frac{7}{16}''$  w x  $4 \frac{5}{16}''$  d x  $2 \frac{1}{4}''$  h  
 (29 cm x 10.9 cm x 5.71 cm)



**Crestone Credit Union**

N Scale #50800  
 $2 \frac{13}{16}''$  w x  $3 \frac{1}{4}''$  d x  $2 \frac{1}{2}''$  h  
 (7.14 cm x 8.25 cm x 6.35 cm)



**Hilltowne Hotel**

N Scale #50900  
 $5 \frac{1}{16}''$  w x  $2 \frac{1}{8}''$  d x  $4 \frac{5}{8}''$  h  
 (12.8 cm x 5.39 cm x 11.7 cm)



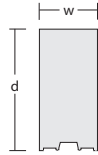
# Buildings

## DPM Building Kits - N



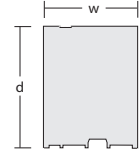
**Cricket's Saloon**

N Scale #51100  
 $1 \frac{5}{16}'' w \times 2 \frac{3}{4}'' d \times 2 \frac{1}{4}'' h$   
 (3.33 cm x 6.98 cm x 5.71 cm)



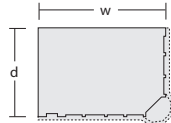
**Roadkill Cafe**

N Scale #51200  
 $2 \frac{1}{8}'' w \times 2 \frac{3}{4}'' d \times 2 \frac{5}{8}'' h$   
 (5.39 cm x 6.98 cm x 6.66 cm)



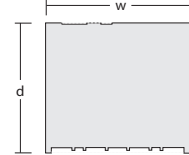
**Corner Turret Building**

N Scale #51300  
 $2 \frac{7}{8}'' w \times 2'' d \times 3'' h$   
 (7.31 cm x 5.08 cm x 7.62 cm)



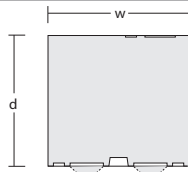
**Erik's Emporium**

N Scale #51400  
 $3 \frac{1}{4}'' w \times 2 \frac{15}{16}'' d \times 2 \frac{5}{8}'' h$   
 (8.25 cm x 7.46 cm x 6.66 cm)



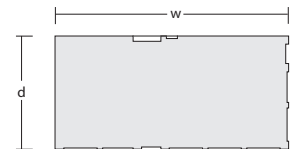
**Reed Books**

N Scale #51500  
 $3 \frac{3}{16}'' w \times 2 \frac{15}{16}'' d \times 2 \frac{3}{4}'' h$   
 (8.09 cm x 7.46 cm x 6.98 cm)



**Wilhelmi's Mercantile**

N Scale #51600  
 $5 \frac{1}{4}'' w \times 2 \frac{9}{16}'' d \times 3 \frac{3}{4}'' h$   
 (13.3 cm x 6.5 cm x 9.52 cm)



DPM Building Kits  
N Scale

Unlimited building options. Interchangeable, injection molded styrene plastic wall sections make it easy to design and construct buildings of any size, shape or height.

Build as many stories as you need

*One-story building* – use street or dock level wall sections and cornice

*Two-story building* – use street or dock level wall sections, top with one-story wall sections and cornice

*Three-story building* – use street or dock level wall sections, top with two-story wall sections and cornice

*More stories* – add additional wall sections to create as many stories as desired

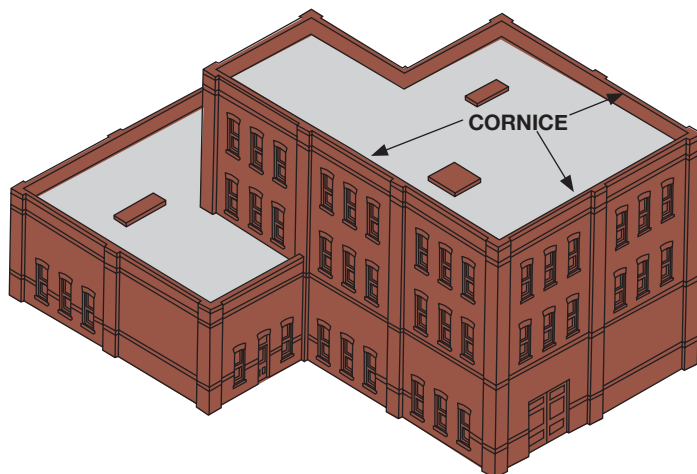


**Wall Sections Make Walls  
Walls Make Buildings**

Packages include pilasters, door, windows and clear window material where needed. All sections are the same color.

Assemble with model glue or solvent-based plastic cement.

### Easy To Assemble



### One-Story Wall Sections

3 3/8" w x 1 5/16" h (3 per pkg) (8.57 cm x 2.38 cm)



**Blank Wall**  
60111



**Window**  
60112

### Cornice

3 3/8" w x 1/4" h (9 per pkg)  
(8.57 cm x 6 mm)



**Cornice**  
60132

### Street Level Wall Sections

3 3/8" w x 1 13/32" h (3 per pkg) (8.57 cm x 3.57 cm)



**Window**  
60103



**Freight Door**  
60106

### Two-Story Wall Sections

3 3/8" w x 1 15/16" h (3 per pkg) (8.57 cm x 4.92 cm)



**Blank Wall**  
60121



**12 Windows**  
60122



**6 Windows**  
60123

### Street/Dock Level Wall Sections

3 3/8" w x 1 13/32" h (3 per pkg) (8.57 cm x 3.57 cm)



**Blank Wall**  
60101



**Entry Door**  
60104

### Dock Level Wall Sections

3 3/8" w x 1 13/32" h (3 per pkg) (8.57 cm x 3.57 cm)



**Window**  
60102



**Freight Door**  
60105




**Riser Wall**  
60131

### N Scale Planning Packet 60191

Preplan buildings with three-dimensional paper mock-ups. The N Scale Planning Packet contains full-sized drawings of wall sections. To use, make photocopies of drawings, cut out wall section pieces and arrange into paper walls. Tape walls on cardboard. Cut out cardboard and tape walls together. Modify mock-up until satisfied, then purchase the required wall sections to construct your building.

The N Scale Planning Packet is available for purchase or as a *Free Download* at [woodlandscenics.com](http://woodlandscenics.com).



# Buildings

## DPM Gold Kits - HO

It's all about the details! DPM Gold Kit buildings create complete layout scenes. Each kit contains fully illustrated instructions, easy to assemble buildings made of injection molded styrene plastic, an abundance of details made of lead-free metal castings, Dry Transfer Decals, signs and/or window treatments. Look for the full-color packaging with the gold seal.

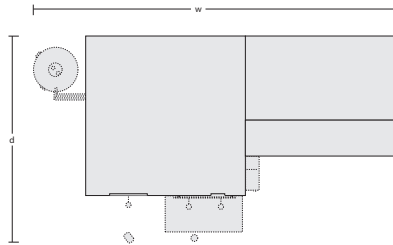


DPM Gold Kits  
HO Scale



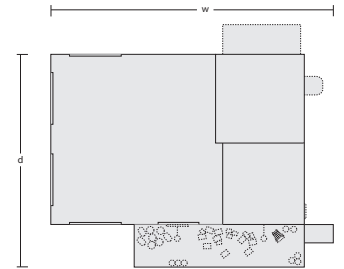
**Drywell Inks**

HO Scale #40100  
 $11 \frac{5}{16}''$  w x  $5 \frac{13}{16}''$  d x  $5 \frac{1}{8}''$  h  
 (28.7 cm x 14.7 cm x 13 cm)



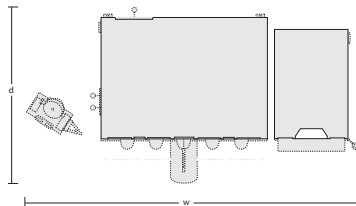
**Whitewater Brewing**

HO Scale #40200  
 $9 \frac{9}{16}''$  w x  $7 \frac{3}{16}''$  d x  $10''$  h  
 (24.2 cm x 18.2 cm x 25.4 cm)



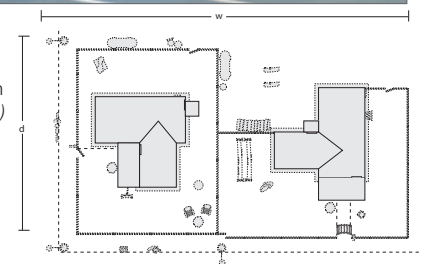
**Entertainment District**

HO Scale #40300  
 $12 \frac{7}{16}''$  w x  $6 \frac{9}{16}''$  d x  $4 \frac{5}{8}''$  h  
 (31.5 cm x 16.6 cm x 11.7 cm)



**Emery Lane**

HO Scale #40400  
 $12 \frac{7}{16}''$  w x  $6 \frac{9}{16}''$  d x  $2 \frac{13}{16}''$  h  
 (31.5 cm x 16.6 cm x 7.14 cm)



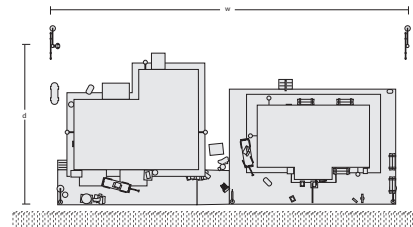
# Buildings

## DPM Gold Kits - HO



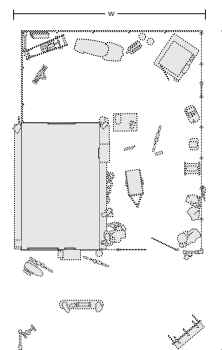
### Coal River Passenger & Freight Depot

HO Scale #40500  
 16 <sup>9</sup>/<sub>16</sub>" w x 7 <sup>7</sup>/<sub>16</sub>" d x 3 <sup>3</sup>/<sub>4</sub>" h  
 (42 cm x 18.8 cm x 9.52 cm)



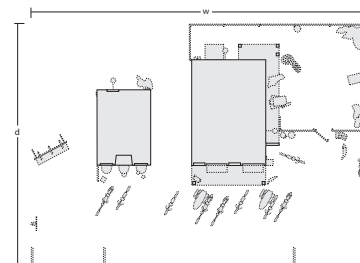
### Harlee & Sons Cycle Shop

HO Scale #40600  
 7 <sup>1</sup>/<sub>8</sub>" w x 12 <sup>1</sup>/<sub>2</sub>" d x 2 <sup>5</sup>/<sub>8</sub>" h  
 (18 cm x 31.7 cm x 6.66 cm)



### Popa Weelie's Saloon

HO Scale #40700  
 12 <sup>1</sup>/<sub>2</sub>" w x 9" d x 4 <sup>7</sup>/<sub>32</sub>" h  
 (31.7 cm x 22.8 cm x 10.7 cm)



# Buildings

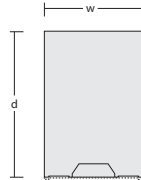
## DPM Building Kits - HO

These kits offer a wide selection of easy-to-assemble buildings, finely detailed with authentic architectural components. Choose from several building types, such as downtown storefronts, manufacturing plants, hotels, department stores and others. Kits include roof material, clear window material and illustrated instructions with painting and weathering tips. Walls are made of injection molded styrene plastic. Assemble with model glue or solvent-based plastic cement.

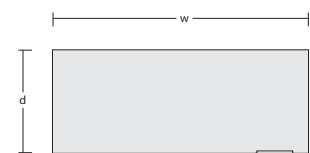
Decals not included. See pages 118 - 121 for decal options.



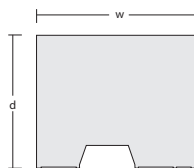
**Kelly's Saloon**  
 HO Scale #10100  
 2 3/4" w x 4 1/16" d x 4 7/8" h  
 (6.98 cm x 10.3 cm x 12.3 cm)



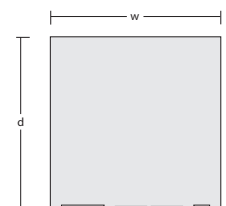
**Cutting's Scissor Co.**  
 HO Scale #10300  
 7 1/8" w x 2 7/8" d x 4 5/8" h  
 (18 cm x 7.3 cm x 11.7 cm)



**Robert's Dry Goods**  
 HO Scale #10200  
 4 7/16" w x 3 11/16" d x 4 1/8" h  
 (11.2 cm x 9.36 cm x 10.4 cm)



**B. Moore Catalog/Showroom**  
 HO Scale #10400  
 4 3/4" w x 4 3/4" d x 5" h  
 (12 cm x 12 cm x 12.7 cm)

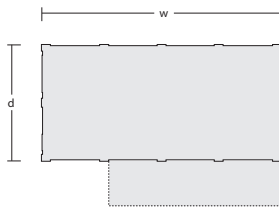






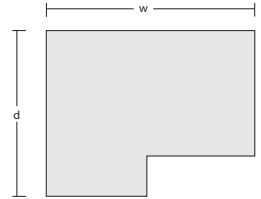
**Laube's Linen Mill**

HO Scale #10600  
 $6 \frac{11}{16}'' w \times 3 \frac{1}{4}'' d \times 4 \frac{1}{4}'' h$   
 (16.9 cm x 8.25 cm x 10.7 cm)




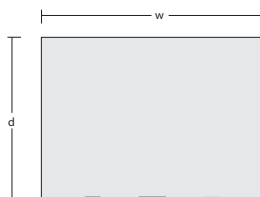
**Freight Depot**

HO Scale #10700  
 $5 \frac{13}{16}'' w \times 4 \frac{5}{8}'' d \times 4 \frac{1}{4}'' h$   
 (14.7 cm x 11.7 cm x 10.7 cm)



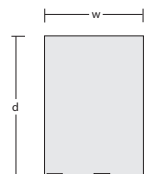
**Goodfellows Hall**

HO Scale #10800  
 $6 \frac{3}{16}'' w \times 4 \frac{1}{2}'' d \times 4 \frac{5}{8}'' h$   
 (15.7 cm x 11.4 cm x 11.7 cm)



**Skip's Chicken and Ribs**

HO Scale #10500  
 $2 \frac{3}{4}'' w \times 3 \frac{15}{16}'' d \times 4 \frac{3}{8}'' h$   
 (6.98 cm x 10 cm x 11.1 cm)



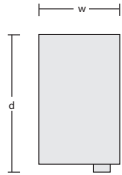
# Buildings

## DPM Building Kits - HO



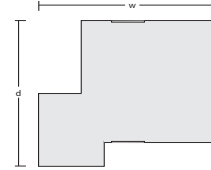
**Townhouse #1**

HO Scale #10900  
 $2\frac{7}{16}''$  w x  $4\frac{1}{4}''$  d x  $4\frac{11}{16}''$  h  
 (6.19 cm x 10.7 cm x 11.9 cm)



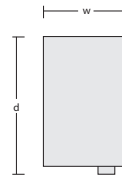
**City Cab Co.**

HO Scale #11200  
 $6\frac{3}{32}''$  w x  $5\frac{3}{4}''$  d x  $3\frac{1}{2}''$  h  
 (15.4 cm x 14.6 cm x 8.89 cm)



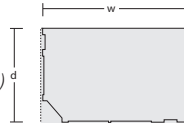
**Townhouse #2**

HO Scale #11000  
 $2\frac{7}{16}''$  w x  $4\frac{1}{4}''$  d x  $4\frac{3}{4}''$  h  
 (6.19 cm x 10.7 cm x 12 cm)



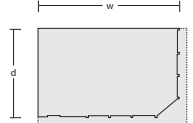
**Carol's Corner Cafe**

HO Scale #11300  
 $4\frac{1}{4}''$  w x  $2\frac{3}{4}''$  d x  $4\frac{1}{8}''$  h  
 (10.7 cm x 6.98 cm x 10.4 cm)



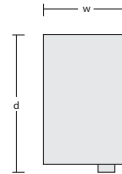
**The Other Corner Cafe**

HO Scale #11500  
 $4\frac{3}{4}''$  w x  $3''$  d x  $4\frac{1}{2}''$  h  
 (12 cm x 7.62 cm x 11.4 cm)




**Townhouse #3**

HO Scale #11100  
 $2\frac{7}{16}''$  w x  $4\frac{1}{4}''$  d x  $4\frac{5}{8}''$  h  
 (6.19 cm x 10.7 cm x 11.7 cm)




**Three Townhouse Flats (Fronts Only)**

HO Scale #11400  
 $7\frac{5}{16}''$  w x  $1\frac{1}{8}''$  d x  $4\frac{3}{4}''$  h  
 (18.5 cm x 3.17 mm x 12 cm)

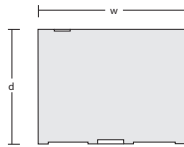


DPM Building Kits  
HO Scale



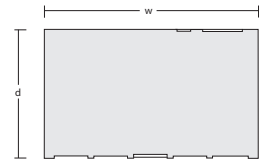
**Carr's Parts**

HO Scale #11600  
 $4 \frac{5}{8}''$  w x  $3 \frac{5}{8}''$  d x  $4 \frac{1}{2}''$  h  
 (11.7 cm x 9.2 cm x 11.4 cm)



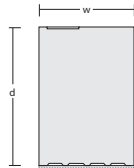
**JC Nickels**

HO Scale #11700  
 $6 \frac{3}{4}''$  w x  $4 \frac{1}{16}''$  d x  $4''$  h  
 (17.1 cm x 10.3 cm x 10.1 cm)



**1st National Bank**

HO Scale #11800  
 $3''$  w x  $4 \frac{3}{8}''$  d x  $5 \frac{1}{2}''$  h  
 (7.62 cm x 11.1 cm x 13.9 cm)



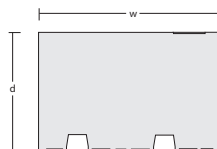
**M.T. Arms Hotel**

HO Scale #11900  
 $7 \frac{15}{16}''$  w x  $2 \frac{3}{4}''$  d x  $6''$  h  
 (20.1 cm x 6.98 cm x 15.2 cm)



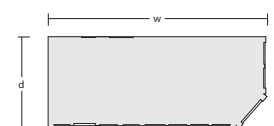
**Front Street Building**

HO Scale #12000  
 $5 \frac{3}{4}''$  w x  $3 \frac{3}{4}''$  d x  $4''$  h  
 (14.6 cm x 9.52 cm x 10.1 cm)



**Seymour Block**


HO Scale #12100  
 $6 \frac{15}{16}''$  w x  $2 \frac{7}{8}''$  d x  $4''$  h  
 (17.6 cm x 7.3 cm x 10.1 cm)



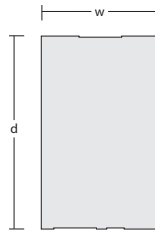
# Buildings

## DPM Building Kits - HO

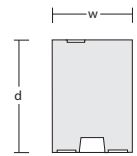
Painting is optional with #200 Series Kits. The walls are one color, the doors and windows another. Kits include walls made of injection molded styrene plastic, windows, doors, roof, clear window material and easy-to-follow, illustrated instructions.



**Schultz's Garage**  
 HO Scale #20100  
 $2 \frac{7}{8}''$  w x  $4 \frac{13}{16}''$  d x  $2 \frac{3}{4}''$  h  
 (7.3 cm x 12.2 cm x 6.98 cm)



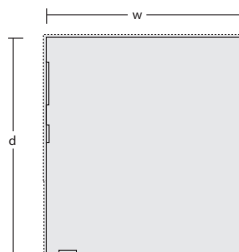
**Pam's Pet Shop**  
 HO Scale #20200  
 $2''$  w x  $2 \frac{13}{16}''$  d x  $4 \frac{1}{8}''$  h  
 (5.08 cm x 7.14 cm x 10.4 cm)



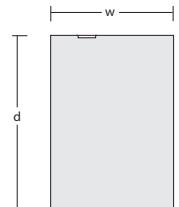
DPM Building Kits  
HO Scale



**C. Smith Packing House**  
 HO Scale #20300  
 $4 \frac{13}{16}''$  w x  $5 \frac{3}{8}''$  d x  $3 \frac{3}{4}''$  h  
 (12.2 cm x 13.6 cm x 9.53 cm)



**Walker Building**  
 HO Scale #20400  
 $3 \frac{1}{16}''$  w x  $4 \frac{3}{8}''$  d x  $6''$  h  
 (7.77 cm x 11.1 cm x 15.2 cm)

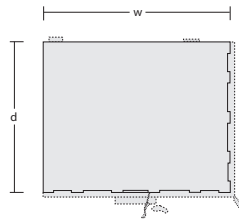


DPM Select Building Kits are unique works of art infused with period-authentic, detailed realism. The injection molded styrene plastic building pieces feature state of the art, positive-interlocking, prefinished edges for a quicker, more accurate assembly. Based on building style, kits include Dry Transfer Decals, signs and/or window treatments. Assemble using model glue or solvent-based plastic cement.



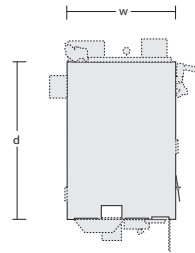
**First Bank**

HO Scale #12200  
 $5 \frac{1}{2}''$  w x  $4 \frac{1}{8}''$  d x  $4 \frac{3}{4}''$  h  
 (13.9 cm x 10.4 cm x 12 cm)



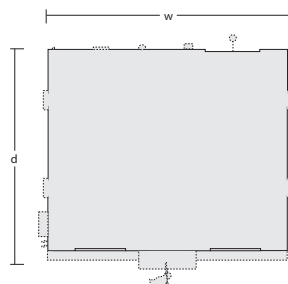
**Stone Bakery**

HO Scale #12300  
 $2 \frac{31}{32}''$  w x  $4 \frac{5}{16}''$  d x  $5 \frac{5}{8}''$  h  
 (7.54 cm x 10.9 cm x 14.2 cm)



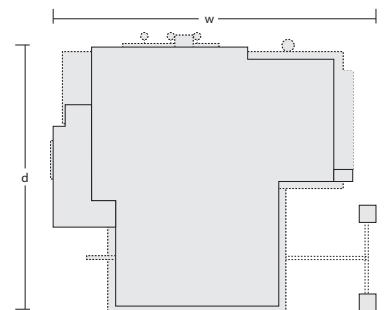
**Fire Station N° 3**

HO Scale #12400  
 $6 \frac{21}{32}''$  w x  $5 \frac{7}{8}''$  d x  $8 \frac{3}{4}''$  h  
 (16.9 cm x 14.9 cm x 22.2 cm)



**Live Wire Manufacturing**

HO Scale #12600  
 $8 \frac{7}{16}''$  w x  $6 \frac{27}{32}''$  d x  $8 \frac{1}{2}''$  h  
 (21.4 cm x 17.3 cm x 21.5 cm)



# Buildings

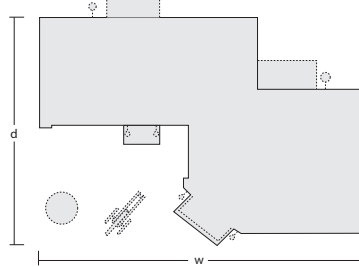
## DPM Building Kits - HO



### County Courthouse

HO Scale #12500

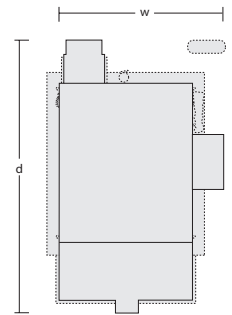
$8 \frac{3}{8}''$  w x  $5 \frac{15}{16}''$  d x  $4 \frac{3}{8}''$  h  
(21.2 cm x 15 cm x 11.1 cm)



### Our House

HO Scale #12700

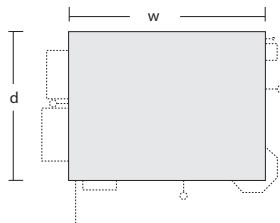
$4 \frac{1}{4}''$  w x  $7 \frac{1}{8}''$  d x  $5 \frac{1}{2}''$  h  
(10.7 cm x 18 cm x 13.9 cm)



### Corner Department Store

HO Scale #12800

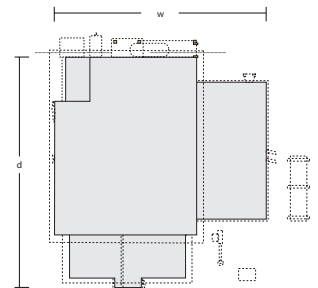
$5 \frac{1}{8}''$  w x  $3 \frac{7}{8}''$  d x  $6 \frac{15}{16}''$  h  
(13 cm x 9.84 cm x 17.6 cm)



### Woody's Country Mart

HO Scale #12900

$7 \frac{1}{8}''$  w x  $6 \frac{13}{16}''$  d x  $3 \frac{1}{8}''$  h  
(18 cm x 17.3 cm x 7.93 cm)



Unlimited building options. Interchangeable, injection molded styrene plastic wall sections make it easy to design and construct buildings of any size, shape or height.

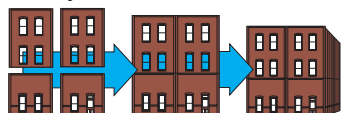
Build as many stories as you need

*One-story building* – use street or dock level wall sections and cornice

*Two-story building* – use street or dock level wall sections, top with one-story wall sections and cornice

*Three-story building* – use street or dock level wall sections, top with two-story wall sections and cornice

*More stories* – add additional wall sections to create as many stories as desired

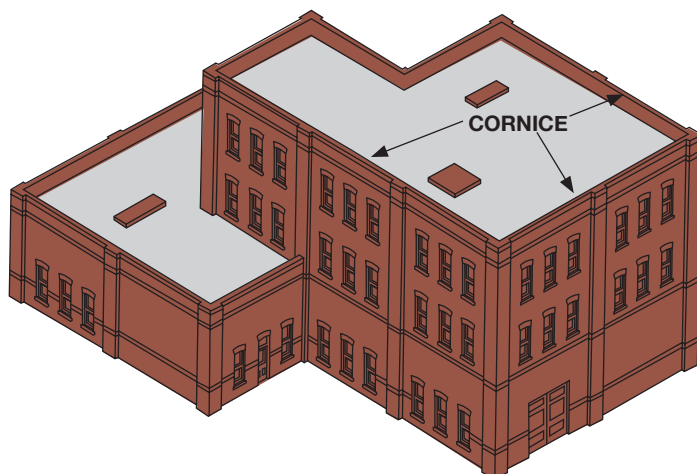


**Wall Sections Make Walls  
Walls Make Buildings**

Packages include pilasters, door, windows and clear window material where needed. All sections are the same color.

Assemble with model glue or solvent-based plastic cement.

### Easy To Assemble



### One-Story Wall Sections

2 11/16" w x 1 7/8" h (4 per pkg)  
(6.82 cm x 4.76 cm)



**Arched Window**  
30112



**Rectangular Window**  
30130



**Victorian Window**  
30147



**20th Century Window**  
30167



**Steel Sash Window**  
30175



**Blank Wall**  
30113

### Two-Story Wall Sections

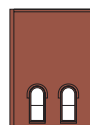
2 11/16" w x 3 11/16" h (4 per pkg) (6.82 cm x 9.36 cm)



**Arched 4 Window**  
30108



**Arched 2 Window (High)**  
30109



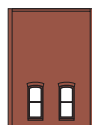
**Arched 2 Window (Low)**  
30110



**Rectangular 4 Window**  
30138



**Rectangular 2 Window (High)**  
30139



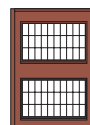
**Rectangular 2 Window (Low)**  
30137



**Victorian Window**  
30144



**20th Century Window**  
30164



**Steel Sash Window**  
30174



**Blank Wall**  
30111

### Cornice

(8 per pkg)



**Cornice Fancy**  
2 11/16" w x 3/8" h  
(6.82 cm x 1 cm)  
30114



**Cornice Plain**  
2 11/16" w x 7/16" h  
(6.82 cm x 0.8 cm)  
30117

### Street Level Wall Sections

2 11/16" w x 2 11/16" h (4 per pkg) (6.82 cm x 6.82 cm)



**Arched Entry**  
30101



**Rectangular Entry**  
30131



**Rectangular Window**  
30134



**Victorian Entry**  
30141



**Victorian Window**  
30142



**20th Century Entry**  
30161



**20th Century Window**  
30162



**Steel Sash Entry**  
30171




**Freight Door**  
30102



**Overhead Door**  
30132



**Open Arch**  
30107



**Blank Wall**  
30104

### Dock Level Wall Sections

2 11/16" w x 2 11/16" h (4 per pkg) (6.82 cm x 6.82 cm)



**Arched Entry**  
30105



**Arched Window**  
30103



**Rectangular Entry**  
30136



**Rectangular Window**  
30133



**Victorian Window**  
30143



**20th Century Window**  
30163



**Steel Sash Entry**  
30172



**Steel Sash Window**  
30173



**Freight Door**  
30106



**Overhead Door**  
30135



**Dock Riser Wall**  
2 3/4" w x  
9/16" h (6.98 cm  
x 1.42 cm)  
(8 per pkg)  
30115



**Blank Wall**  
30104

### Powerhouse Window

2 11/16" w x 7 3/8" h  
(6.82 cm x 18.7 cm)  
(2 sets per pkg)



**Powerhouse Window**  
30118


# Buildings

## DPM Modular System - HO

### HO Scale Planning Packet 30191

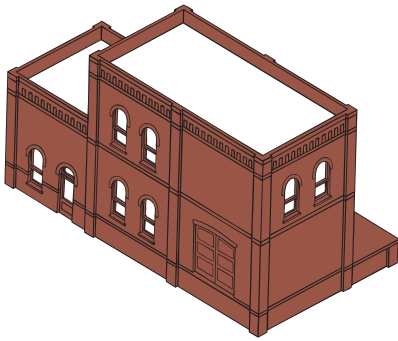
Preplan buildings with three-dimensional paper mock-ups. The HO Scale Planning Packet contains full-sized drawings of wall sections. To use, make photocopies of drawings, cut out wall section pieces and arrange into paper walls. Tape walls on cardboard. Cut out cardboard and tape walls together. Modify mock-up until satisfied, then purchase the required wall sections to construct your building.

The HO Scale Planning Packet is available for purchase or as a *Free Download* at [woodlandscenics.com](http://woodlandscenics.com).

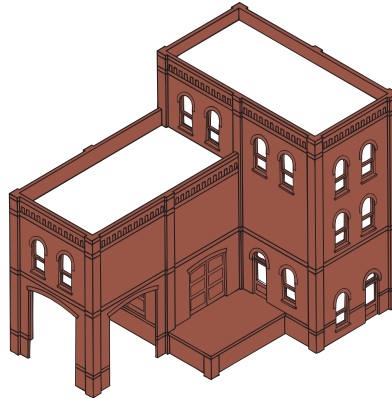


### HO Scale Modular Option Packs

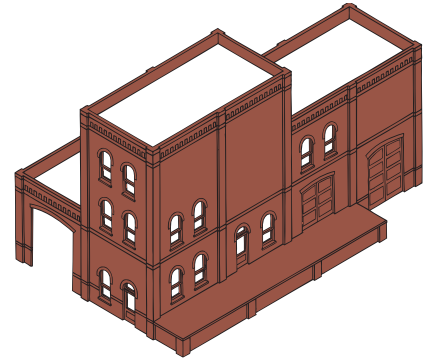
Each pack contains a variety of wall section quantities, styles and suggested building options. Add to these kits from your dealer's stock of Modular System parts to build an even larger structure!



**3-in-1 Modular Kit 35100**  
113 pieces (approx. 8 1/2" w x 6" d x 5" h)  
(21.5 cm x 15.2 cm x 12.7 cm)



**4-in-1 Modular Kit 35200**  
171 pieces (approx. 7 1/2" w x 8 1/2" d x 7" h)  
(19 cm x 21.5 cm x 17.7 cm)



**4-in-1 Modular Kit 35300**  
178 pieces (approx. 11 1/2" w x 8 1/2" d x 7" h)  
(29.2 cm x 21.5 cm x 17.7 cm)

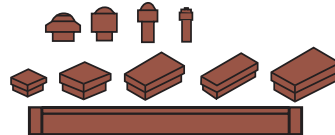
### Roof and Trim Kit 30190

Add detail and realism to any building. Kit includes 2 sheets of styrene plastic roof material 6" x 8 1/2" (15.2 cm x 21.5 cm) ea, 2 styrene plastic inside corner strips, brick parapet wall trim and an assortment of plastic vents and hatches.

Assorted Roof Vents (8 total)

Assorted Hatches (5 total)

Parapet Wall Trim (9 pcs - 5 1/2"/13.9 cm ea)



### HO Scale Modular Learning Kit 36000


Learn the skills needed to build any DPM modular building. This fun and easy Learning Kit includes the planning packet, complete instructions and everything necessary to construct a finely detailed building. Use completed building in a variety of ways on your HO layout. Dry Transfer Decals, roof and clear window materials included.

5 3/4" w x 3" d x 3" h (14.6 cm x 7.62 cm x 7.62 cm)





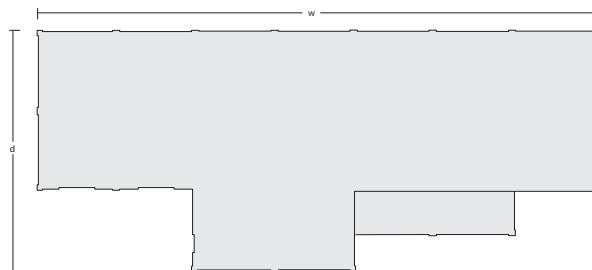
Construct these three Modular Building Kits into highly detailed industrial buildings as illustrated, or customize by expanding their design with additional DPM modular parts. Easy to build, these kits include injection molded styrene plastic modular parts, roof material, clear window materials and complete instructions. Assemble with model glue or solvent-based plastic cement.



### Fedups Freight Co.

HO Scale #35400

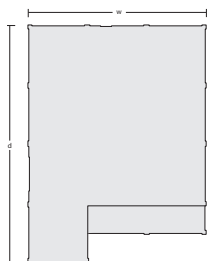
$19 \frac{1}{2}''$  w x  $8 \frac{3}{8}''$  d x  $6 \frac{3}{4}''$  h  
(49.5 cm x 21.2 cm x 17.1 cm)



### Tera Surplus Window Warehouse

HO Scale #35500

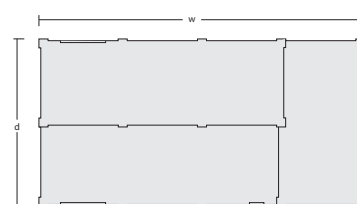
$8 \frac{3}{8}''$  w x  $11 \frac{1}{4}''$  d x  $12 \frac{1}{2}''$  h  
(21.2 cm x 28.5 cm x 31.7 cm)



### Powerhouse

HO Scale #35600

$11 \frac{5}{16}''$  w x  $5 \frac{13}{16}''$  d x  $10 \frac{1}{2}''$  h  
(28.7 cm x 14.7 cm x 26.6 cm)



# Buildings

## DPM Modular System - HO

Each Designer Bulk Pack features a different architectural style with plans to build three specific structures. Pack includes everything needed to build one of the three designs. Includes injection molded plastic styrene modular parts, roof material, clear window material, complete instructions, plus painting and weathering tips. You can expand any of the three building designs by adding additional wall sections (HO Scale Modular Parts on page 101), or use the Packs as an economical way to purchase modular parts for your own designs. You'll save money by purchasing the packs rather than buying the same wall sections separately. Assemble using model glue or solvent-based plastic cement.



Build paper mock-ups with the Planning Packet included in the Designer Bulk Packs and design the exact structure you want. By combining different modular elements of the Designer Bulk Packs and the more than 40 available interchangeable wall sections, you can build any size or shape structure. The possibilities are virtually limitless.

### Arched Window Industrial Building HO Scale #36100

Designed for urban factory, warehouse or institutional usage, the Arched Window Industrial Buildings feature classic architectural lines that fit well with any skyline.



11 5/16" w x 8 9/16" d x 6 3/4" h  
(28.7 cm x 21.7 cm x 17.1 cm)

14 1/16" w x 5 3/16" d x 6 3/4" h  
(35.7 cm x 13.1 cm x 17.1 cm)

11 5/16" w x 8 9/16" d x 6 3/4" h  
(28.7 cm x 21.7 cm x 17.1 cm)

### Rectangular Window Industrial Building HO Scale #36200

Rectangular Window Industrial Buildings premiered in the late 1800s. Popular as factories, warehouses and institutional buildings, they maintain their profiles in cities and towns today.



14 11/16" w x 3 1/16" d x 6 3/4" h  
(37.3 cm x 7.77 cm x 17.1 cm)

8 9/16" w x 8 9/16" d x 8 5/8" h  
(21.7 cm x 21.7 cm x 21.9 cm)

11 5/16" w x 5 13/16" d x 6 3/4" h  
(28.7 cm x 14.7 cm x 17.1 cm)

### Victorian Style Storefront Building HO Scale #36300

Victorian Style Storefront Buildings characterize the ornate style of the 19th century. Retail stores commonly occupy the street level, while the upper floors function as offices, showrooms and department stores.



8 9/16" w x 8 9/16" d x 8 5/8" h  
(21.7 cm x 21.7 cm x 21.9 cm)



11 5/16" w x 5 13/16" d x 8 5/8" h  
(28.7 cm x 14.7 cm x 21.9 cm)



11 5/16" w x 5 13/16" d x 6 3/4" h  
(28.7 cm x 14.7 cm x 17.1 cm)

### Twentieth Century Storefront Building HO Scale #36400

Twentieth Century Storefront Buildings enhance the marketplace with dignified style. The upper floors accommodate offices, showrooms and financial institutions, while large display windows at street level attract customers to the retail activity within.



11 5/16" w x 5 13/16" d x 8 5/8" h  
(28.7 cm x 14.7 cm x 21.9 cm)



8 9/16" w x 5 13/16" d x 10 1/2" h  
(21.7 cm x 14.7 cm x 26.6 cm)



8 9/16" w x 5 13/16" d x 10 1/2" h  
(21.7 cm x 14.7 cm x 26.6 cm)

### Steel Sash Window Industrial Building HO Scale #36500

Steel Sash Window Industrial Buildings gained popularity early in the 20th century. Larger windows provide energy-conserving light to the workplace, while multiple panes of glass, supported by steel framework, create an open feeling.



11 5/16" w x 5 13/16" d x 8 5/8" h  
(28.7 cm x 14.7 cm x 21.9 cm)



11 5/16" w x 5 13/16" d x 8 5/8" h  
(28.7 cm x 14.7 cm x 21.9 cm)



8 9/16" w x 8 9/16" d x 8 5/8" h  
(21.7 cm x 21.7 cm x 21.9 cm)

# Buildings

## DPM Building Kits - O

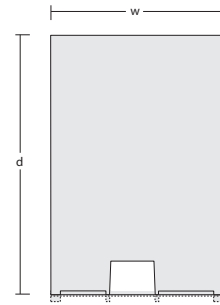
These three beautiful and easy-to-assemble building kits are individually hand cast in high quality casting resin with architectural details molded in place. Roof material, clear window material and complete instructions are included. Assemble with super glue. Decals not included. See pages 118-121 for decal options.



### Birdie's Tavern

O Scale #80100

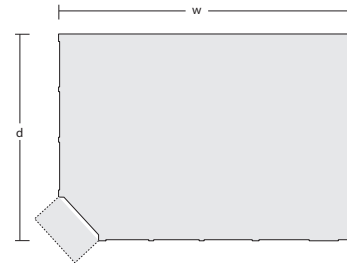
4 1/2" w x 6 3/4" d x 7" h  
(11.4 cm x 17.1 cm x 17.7 cm)



### Kirsten's Corner Cafe

O Scale #80200

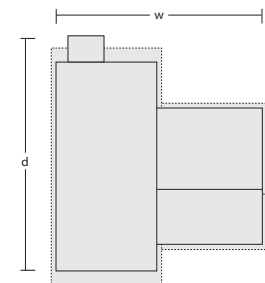
7 5/8" w x 5 3/8" d x 6 3/4" h  
(19.3 cm x 13.6 cm x 17.1 cm)



### Aunt Eleanor's House

O Scale #80300

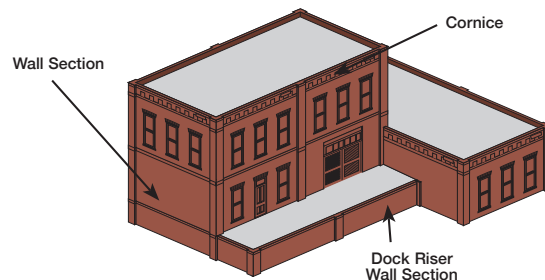
5 3/8" w x 5 7/16" d x 5 1/4" h  
(13.6 cm x 13.8 cm x 13.3 cm)



Unlimited building options. Interchangeable injection molded styrene plastic wall sections make it easy to create buildings of any size, shape or height. Build large or small O scale buildings with architectural details molded in place. All wall sections are uniform in height and width. Build two, three or more stories by stacking the desired number of wall sections. When you reach the desired height, finish the building with cornices. Step-by-step instructions included.

Packages include pilasters, door, windows and clear window material where needed. All sections are the same color. Walls are made of injection molded styrene plastic. Assemble with model glue or solvent-based plastic cement.

### Easy To Assemble



### Wall Sections $4 \frac{1}{8}" w \times 3 \frac{1}{16}" h$ (2 per pkg) (10.4 cm x 7.77 cm)



**Street/Dock Level Arched Entry**  
90101



**Arched Window**  
90102



**Blank Wall**  
90103



**Street/Dock Level Rectangular Entry**  
90104



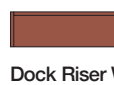
**Rectangular Window**  
90105



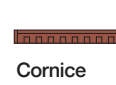
**Double Rectangular Window**  
90106



**Street/Dock Level Freight Door**  
90107



**Dock Riser Wall**  
 $4 \frac{1}{8}" w \times 1 \frac{1}{4}" h$   
(10.4 cm x 3.1 cm)  
(4 per pkg)  
90108




**Cornice**  
 $4 \frac{1}{8}" w \times \frac{1}{2}" h$   
(10.4 cm x 1.27 cm)  
(8 per pkg)  
90109

### O Scale Planning Packet 90191

Preplan buildings with three-dimensional paper mock-ups. The O Scale Planning Packet contains full-sized drawings of wall sections. To use, make photocopies of drawings, cut out wall section pieces and arrange into paper walls. Tape walls on cardboard. Cut out cardboard and tape walls together. Modify mock-up until satisfied, then purchase the required wall sections to construct your building.

The O Scale Planning Packet is available for purchase or as a *Free Download* at [woodlandscenics.com](http://woodlandscenics.com).



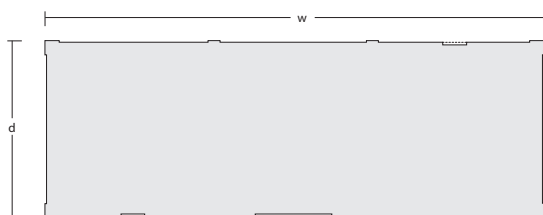
### O Scale Modular Building Kits

Add authenticity and realism to your layout with these highly detailed, easy-to-assemble O scale building kits. Modular parts are made of injection molded styrene plastic and kits include roof, clear window material and complete instructions. Assemble with model glue or solvent-based plastic cement.



#### Heier Kite Co.

O Scale #95100  
 $12 \frac{7}{8}" w \times 4 \frac{5}{8}" d \times 6 \frac{1}{2}" h$   
(32.7 cm x 11.7 cm x 16.5 cm)



#### Konrad Paint Co.

O Scale #95200  
 $12 \frac{7}{8}" w \times 8 \frac{3}{4}" d \times 6 \frac{1}{2}" h$   
(32.7 cm x 22.2 cm x 16.5 cm)




# Buildings

## Building Kit Sets

Build a city and save money. Each of these building sets contain a collection of individual, architecturally accurate DPM Landmark Structures Building Kits. Sets include loads of detailed, lead-free metal accessories and Dry Transfer Decals. Super value - saves money over items purchased separately. Buildings of injection molded styrene plastic. Assemble with model glue or solvent-based plastic cement.


### Town & Factory Building Set™ S1485

- Complements Scenic Ridge Layout Kit or adapts to any N scale layout
- Includes 13 architecturally realistic Landmark Structures Building Kits
- More than 70 detailed accessories
- 60 Dry Transfer Decals
- Instructions and sample street plan included



### City & Industry Building Set™ S1486

- Complements Grand Valley layout or adapts to any HO scale layout
- Includes 15 architecturally realistic Landmark Structures Building Kits
- More than 160 detailed accessories
- 130 Dry Transfer Decals
- Instructions and sample street plan included

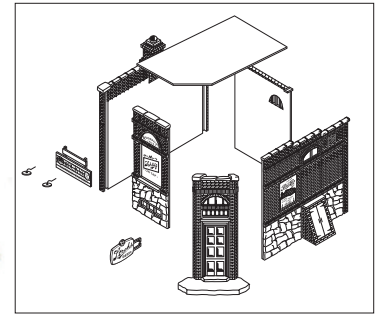


### River Pass Building Kits S1487

- Complements River Pass layout or adapts to any HO scale layout
- Includes 15 architecturally realistic Landmark Structures Building Kits
- More than 200 detailed accessories
- 110 Dry Transfer Decals
- Instructions and sample street plan included



Scenic Details kits are finely crafted and economical HO scale reproductions. Use the highly detailed, lead-free metal castings everywhere on your layout. Attach to layout with Scenic Accents Glue or Scenic Glue. Some kits include Dry Transfer Decals. Painting with Mini-Scene Paint Set (M125), page 111, is recommended.



Clean metal castings and assemble pieces according to easy-to-follow diagrams and instructions. We recommend using super glue or two-part epoxy.



**Smokehouse** - 10 pcs  
2 1/2" diameter x 1 3/8" tall (6.35 cm x 3.49 cm)

HO  
D213



**3 Outhouses and Man** - 11 pcs  
2 1/2" diameter x 1 3/8" tall (6.35 cm x 3.49 cm)

HO  
D214



**Chicken Coop** - 19 pcs  
2 1/2" diameter x 1" tall (6.35 cm x 2.54 cm)

HO  
D215



**Tool Shed** - 10 pcs  
2 1/2" diameter x 2 1/2" tall (6.35 cm x 6.35 cm)

HO  
D216



**Ice House** - 10 pcs  
2 3/8" long x 2 1/2" tall (6 cm x 6.35 cm)

HO  
D219



**Daniels Outfitters** - 10 pcs  
2 1/4" long x 2 5/8" tall (5.71 cm x 6.66 cm)

HO  
D220



**Pharmacy** - 17 pcs  
3 1/4" long x 3 3/4" tall (8.25 cm x 9.52 cm)

HO  
D221



**Ticket Office** - 9 pcs  
2 1/4" long x 2 1/2" tall (5.71 cm x 6.35 cm)

HO  
D222



**Gas Station** - 17 pcs  
4" diameter x 2 7/8" tall (10.1 cm x 7.3 cm)

HO  
D223



**Doctor's Office & Shoe Repair** - 16 pcs  
3" long x 2 1/8" tall (7.62 cm x 5.39 cm)

HO  
D224



**Gazebo** - 6 pcs  
1 1/4" w x 1 13/16" d x 2 1/4" h (3.17 x 4.6 x 5.71 cm)

HO  
D236



**Rocky's Tavern** - 15 pcs  
3 3/8" long x 2 1/4" tall (7.93 cm x 5.71 cm)

HO  
D238



**Flag Depot** - 17 pcs  
4 1/4" long x 2" tall (10.7 cm x 5.08 cm)

HO  
D239



**Tucker Bros. Machine Shop** - 17 pcs  
3 3/8" long x 2 3/8" tall (8.57 cm x 6.03 cm)

HO  
D240

# Scene Kits

## Trackside Scenes™

Each HO Trackside Scene includes more than 70 highly detailed, lead-free metal castings. Kits contain the details and landscape materials necessary to model a complete scene. Paint with Mini-Scene Paint Set (M125), page 111. Assemble with super glue or two-part epoxy.



**Possum Hollow** TS151

An abandoned caboose has been converted to a backwoods home. The piles of accumulated junk add to this whimsical scene.  
9" x 8" (22.8 cm x 20.3 cm) scene / 89 pcs



**Caboose & Sand Facility** TS152

This is a common sight found around railroad yards. The sand tower supplies the locomotives' needs while the storage shed keeps the caboose well stocked.  
9" x 8" (22.8 cm x 20.3 cm) scene / 76 pcs



**Otis Coal Company** TS153

Private coal companies were found along spur lines throughout the United States. Such facilities served as the link between the long coal trains and the consumer.  
18" x 8" (45.7 cm x 20.3 cm) scene / 89 pcs



**Tie & Plank Mill** TS154

This small, steam-powered sawmill and dipping shed converted raw timber into ties and planks to supply the needs of local rail lines.  
18" x 8" (45.7 cm x 20.3 cm) scene / 84 pcs

## Complete Scenes™

Each HO scale kit contains the highly detailed, lead-free metal castings, details and landscape materials necessary to assemble the scene. Paint with Mini-Scene Paint Set (M125), page 111. We recommend using super glue or two-part epoxy to assemble.



**Smiley's Tow Service** S130

Loaded with more than 60 lead-free metal details and 7 tree armatures. Includes the various varieties of Foliage and Turf needed to make a charming shade-tree mechanic or junkyard scene.  
7" x 9" (17.7 cm x 22.8 cm) scene / 73 pcs



**Maple Leaf Cemetery** S131

Every town has one tucked away in a shady part of town or next to the neighborhood church. Kit includes 30 tombstones, lead-free metal details and various types and colors of Foliage and Turf.  
8" x 11" (20.3 cm x 27.9 cm) scene / 54 pcs



**Memorial Park** S132

Complement your layout with a place to gather on warm summer evenings. Kit includes more than 38 lead-free metal details, 9 tree armatures, a variety of Foliage, Turf and fence and shed materials.  
8" x 14" (20.3 cm x 35.5 cm) scene / 49 pcs



## Mini-Scene® Kits

Delightful HO scale Mini-Scenes add humor and realism to any layout, or they stand alone and tell their story! Kits include lead-free metal castings and landscape materials. Assemble and finish with Pewter Patina Finish (M126) or Mini-Scene Paint Set (M125). We recommend using super glue or two-part epoxy for assembly. All scenes designed to fit in Glass Display Dome and Base (M127).



**Abandoned Log Cabin**  
10 pcs

HO  
M101



**Moonshine Still**  
13 pcs

HO  
M102



**The Windmill**  
13 pcs

HO  
M103



**The Hunter**  
25 pcs

HO  
M104



**The Sign Painter**  
13 pcs

HO  
M105



**The Tack Shed**  
9 pcs

HO  
M106



**Tommy's Treehouse**  
13 pcs

HO  
M107



**Outhouse Mischief**  
12 pcs

HO  
M108



**Ernie's Fruit Stand**  
14 pcs

HO  
M109



**Saturday Night Bath**  
18 pcs

HO  
M110



**Floyd's Barber Shop**  
21 pcs

HO  
M111



**Tractor Pit Stop**  
20 pcs

HO  
M112



### Mini-Scene Paint Set M125

- Use to paint metal details
- Includes 12 assorted colors: red, yellow, blue, black, gray, white, cream, tan, rust, yellow ocher, brown, dark brown
- Non-toxic, non-flammable and water-soluble. Use with Trackside Scenes, Complete Scenes and Scenic Details.

0.16 fl oz (4.73 mL) ea



### Pewter Patina Finish M126

- Creates a quality pewter finish
- Easily applied by brushing on and wiping off high spots
- Finish is non-toxic, non-flammable and water-soluble

0.625 fl oz (18.4 mL)



### Glass Display Dome and Base M127

- For the ultimate display and protection
- 3" diameter x 4 1/4" high (7.62 cm x 10.7 cm) glass display dome
- Plastic base is 1/2" (1.27 cm) high

# Layout Kits


## Mod-U-Rail® System

Use the Mod-U-Rail System to design, build and landscape a layout customized to your specific space requirements. It is the easy, lightweight and durable alternative to traditional benchwork and includes the landscape scenery materials.

ONLINE  
VIDEOS

Mod-U-Rail is for scales from Z through O.

- No complicated calculations
- No expensive power tools
- No mess
- Cost savings over purchasing items separately

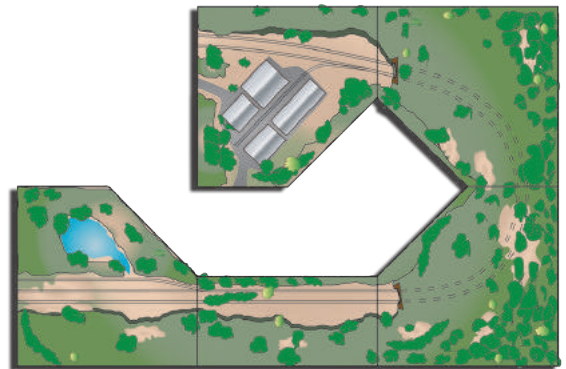


**Design**—Designing your layout is easy. Visit our website to use the free, interactive design program. The program leads you through a simple, visual process to design a customized layout to fit your personal space requirements. Design your layout with an endless number of configuration possibilities, track-planning patterns and techniques.

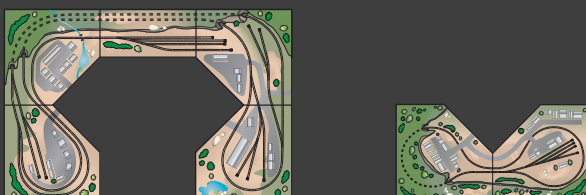
**Build**—Simply construct modules for the layout base with the patented SubTerrain Lightweight Layout System components. Bolt modules together in the customized prearranged plan you designed.

**Landscape**—Each module kit includes Woodland Scenics realistic and high quality scenery materials. Bring your layout to life with a variety of pigments, turfs, foliages, talus, ballast, rocks and more!

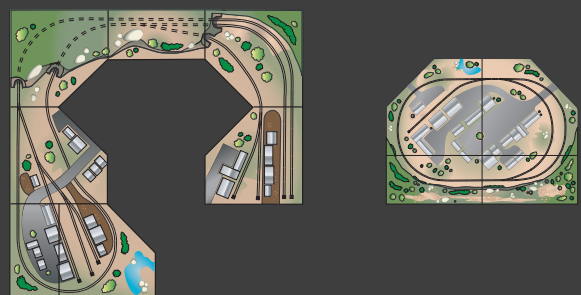
**FREE Module Kit**—Purchase any five Straight and/or Corner Module Kits to receive a Free Straight Module Kit (ST4801).



N Scale track plans included in Straight Module Kit



HO Scale track plans included in Corner Module Kit





## Straight Module Kit ST4801

Kit includes the materials needed to build and landscape a module 18" (45.7 cm) deep x 36" (91.4 cm) long. Assemble and bolt together end-to-end or side-to-side with the included connector plates and hardware. Saves over purchasing items separately.

18" x 36" (45.7 cm x 91.4 cm) module

Track not included.



## Corner Module Kit ST4802

Kit includes the materials needed to build and landscape a module 36" (91.4 cm) deep x 36" (91.4 cm) long. Assemble and bolt together end-to-end or side-to-side with the included connector plates and hardware. Saves over purchasing items separately.

36" x 36" (91.4 cm x 91.4 cm) Build as corner or square module

Track not included.

## Mod-U-Rail Kit Stands

Premeasured, precut and predrilled, these wood stands form fit your layout modules. They are lightweight, durable and easy to assemble. All the necessary hardware is included. Each stand is 35 1/2" tall with adjustable feet to simplify leveling. Bolt stands in any configuration to match your custom layout design, and paint if desired.



## Straight Module Kit Stand ST4790

18" x 36" x 35 1/2" - 22 lbs (9.97 kg)  
(45.7 cm x 91.4 cm x 90.1 cm)



## Corner Module Kit Stand ST4791

36" x 36" x 35 1/2" - 27 lbs (12.2 kg)  
(91.4 cm x 91.4 cm x 90.1 cm)



## Square Module Kit Stand ST4792

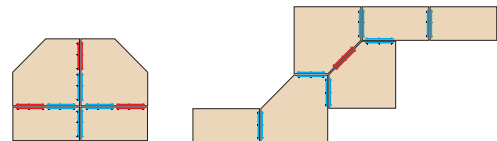
36" x 36" x 35 1/2" - 26 lbs (11.7 kg)  
(91.4 cm x 91.4 cm x 90.1 cm)




## Connector Plate Set ST4780

- Developed to accommodate any Mod-U-Rail layout possibility or expansion
- Bolt individual modules end-to-end and/or side-to-side

- Each module kit includes two connector plates with hardware for bolting end-to-end.
- The Connector Plate Set gives you additional connectors for unlimited possibilities in your layout design.



## Endless Possibilities



# Layout Kits

## Scenic Ridge® Layout Kits

Build a complete N scale layout with three easy-to-assemble kits designed to work together or separately. Kits include detailed plans and instructions. Use Scenic Ridge as a complete layout, expand or attach to an existing layout.



### N Scale

3 x 6-foot (91.4 cm x 182 cm)

#### Scenic Ridge Layout Kit ST1482

- Includes the SubTerrain, Terrain and Landscape materials needed to build a 3 x 6-foot (91.4 cm x 182 cm) layout
- Risers and Inclines/Declines elevate track and roadways
- Profile Boards form perimeter
- Build terrain contours with paper wads
- Cover with Plaster Cloth to form a hard shell
- Install rocks and Tunnel Portals
- Add roads and landscape with a variety of scenery materials
- Paint layout profile and add finishing details
- Track plan preprinted on base

*Train and vehicles not included. Track and buildings sold separately.*



#### Town & Factory Building Set™ S1485


- Includes 13 architecturally realistic Landmark Structures Building Kits
- More than 85 building details
- More than 60 colorful Dry Transfer Decals
- Instructions and sample street plan included
- Complements Scenic Ridge Layout Kit or use with any N scale layout



#### Scenic Ridge Atlas Track Pack ST1182


- Includes the Atlas® N Code 80 track needed to complete the Scenic Ridge layout track plan
- Track plan and assembly instructions are included
- For modelers of all skill levels
- Realistic prototypical brown ties and nickel silver rail snap-track
- Reliable and easy to use
- Wiring and controls not included

*Atlas® is a registered trademark of Atlas Model Railroad Company*




## Creating a Layout Kit


Install Risers and Inclines/Declines on track plan that is preprinted on the base.



Cut profile contours with the Hot Wire Foam Cutter or Foam Knife.

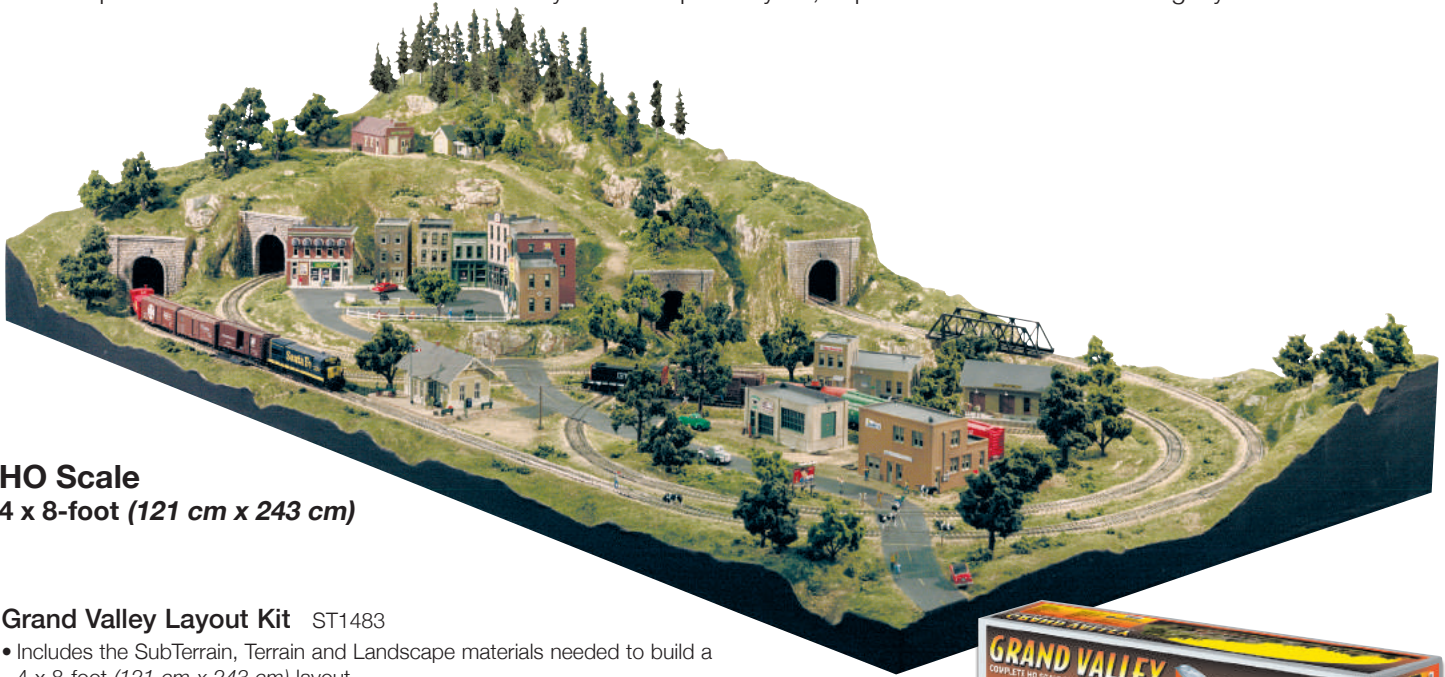


Use paper wads to form terrain contours.



## Grand Valley™ Layout Kits

Build a complete HO scale layout with three easy-to-assemble kits designed to work together or separately. Kits include detailed plans and instructions. Use Grand Valley as a complete layout, expand or attach to an existing layout.



### HO Scale

4 x 8-foot (121 cm x 243 cm)

#### Grand Valley Layout Kit ST1483


- Includes the SubTerrain, Terrain and Landscape materials needed to build a 4 x 8-foot (121 cm x 243 cm) layout
- Risers and Inclines/Declines elevate track and roadways
- Profile Boards form perimeter
- Build terrain contours with paper wads
- Cover with Plaster Cloth to form a hard shell
- Install rocks and Tunnel Portals
- Add roads and landscape with a variety of scenery materials
- Paint layout profile and add finishing details
- Track plan preprinted on base

*Train and vehicles not included. Track and buildings sold separately.*




#### City & Industry Building Set™ S1486


- Complements Grand Valley Layout Kit or any HO scale layout
- Includes 15 architecturally realistic Landmark Structures Building Kits
- More than 160 detailed accessories and 130 colorful Dry Transfer Decals
- Instructions and sample street plan included




Cover with wet Plaster Cloth to form a hard shell.



Install and color rocks and Tunnel Portals, paint terrain base and add roads using the Road System.



Landscape with turf, ground cover and trees. Paint the layout profile, then add finishing details if desired.



# Layout Kits

## River Pass™ Layout Kits

Build a complete 4 x 8-foot (121 cm x 243 cm) HO layout with four easy-to-assemble kits, designed to work together or use separately. Each kit includes detailed plans and instructions. Once River Pass is complete, the modeler will have developed the expertise to keep building easily! Use River Pass as a complete layout, expand or attach to an existing layout.




### River Pass Layout Kit ST1484

- Includes materials needed to build lightweight SubTerrain base
- Profile Boards form perimeter
- Foam Sheets create flat, elevated areas for towns and buildings
- Track plan preprinted on base
- Risers and Inclines/Declines elevate track and roadways
- Build hills and mountains with paper wads - cover with Plaster Cloth
- Make and install Rocks and add Tunnel Portals
- Landscape with a wide variety of scenery materials or River Pass Scenery Kit (sold separately)

### HO Scale

4 x 8-foot (121 cm x 243 cm)


#### Layout Base



### River Pass Scenery Kit S1488

- Includes materials needed to cover a 4 x 8-foot (121 cm x 243 cm) layout
- Adaptable to Z through O scale
- Detailed instructions for River Pass Layout
- More than 40 products include materials to cast rocks, color your terrain, add roads and paved areas, landscape, make trees, model water features and add other scenic details

#### Layout Base and Scenery





### River Pass Track Pack ST1184

- Includes the Atlas® HO Code 83 track needed to complete the River Pass layout track plan
- Track plan and assembly instructions are included
- For modelers of all skill levels
- Realistic prototypical brown ties and nickel silver rail snap-track
- Reliable and easy to use
- Wiring and controls not included

*Atlas® is a registered trademark of Atlas Model Railroad Company*

#### Layout Base, Scenery and Buildings



### River Pass Building Kits S1487

- Complements River Pass layout or adapts to any HO scale layout
- Includes 15 architecturally realistic Landmark Structures Building Kits
- More than 200 detailed accessories
- 110 Dry Transfer Decals
- 20 signs and posters
- Instructions and sample street plan included

*Train and vehicles not included. Track and buildings sold separately.*

## Scenery Kits

These kits offer modelers a variety of scenery options for model railroad and slot car layouts, dioramas, wargaming boards, doll and collectible house displays or other projects. These kits are a great way for beginner modelers to learn how to use the Terrain and Landscape Systems. For experienced modelers, they represent a super deal over items purchased separately. Each kit includes illustrated, easy-to-follow instructions.



**HO Scale**  
10 x 18-inch (25.4 cm x 45.7 cm)

### The Scenery Kit S927

- A kit for beginners
- Learn terrain and landscape techniques
- Build a 10 x 18-inch (25.4 cm x 45.7 cm) HO scale diorama
- Includes more than 20 products
- Display an engine or piece of rolling stock

*Train not included*



**N Scale**  
12 x 24-inch (30.4 cm x 60.9 cm)

### SubTerrain Scenery Kit™ S929


- This kit uses SubTerrain, Terrain and Landscape Systems
- Build a 12 x 24-inch (30.4 cm x 60.9 cm) N scale diorama
- Learn SubTerrain System - no mess or complicated calculations
- Create realistic terrain features with Plaster Cloth, rock castings and a Tunnel Portal
- Make trees and landscape with various ground covers, Ballast, Talus and other scenery products

*Train not included*

### Mountain Valley Scenery Kit® S928

- Includes detailed illustrated instructions, materials and patterns needed to add mountains, rocks, tunnel, Ballast, landscape and trees
- Covers a 4 x 8-foot (121 cm x 243 cm) area
- Designed for HO scale, adapts to scales Z through O
- More than 24 products included
- Teaches terrain and landscape techniques


*Buildings and vehicles sold separately; train and track not included.*




### River Pass Scenery Kit S1488

- Includes a variety of landscape products, such as Realistic Water, Water Effects, Fine-Leaf Foliage, Dead Fall and more
- Designed for River Pass Layout Kit, but will cover any 4 x 8-foot (121 cm x 243 cm) layout
- More than 40 products included
- Adapts to scales Z through O

*Train not included*



# Decals & Graphics



## Dry Transfer Burnisher DT600

- Use to transfer decals from the carrier sheet to any surface
- Made of a smooth-gliding plastic
- Has two points: a fine point for small Dry Transfers and a wide blade with a chisel for burnishing larger areas and working Dry Transfer Decals into textures



## Dry Transfer Decals

Dry Transfer Decals are genuine artwork representing a wide variety of shapes, sizes and colors. They are the quick and easy way to add graphics to your hobby projects! Depending on the specific application, decals are suitable for O, HO and N scale. The wide range of full color designs adds detail and realism to buildings, fences, signs and boxcars.



Series One D245



Tavern, Gas Station & Commercial Signs DT551



Assorted Business Signs DT552



R.E.A., Depot & Advertising Signs DT553



Product & Advertising Signs DT554



Road, Product & Burma-Shave Signs DT555




Assorted Logos & Advertising Signs DT556



Data/Warning Labels & Commercial Signs DT557



Assorted Products & Business Signs DT559



Crate Labels & Warning Signs DT560



1960s Signs & Posters DT561




1950s Signs & Posters DT562






**1940s Signs & Posters** DT563



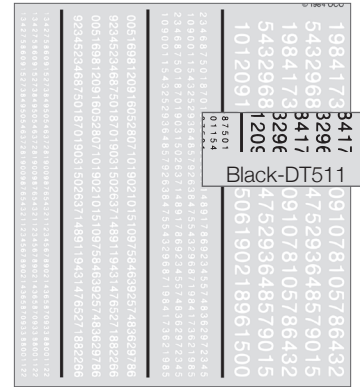
**R.R. Gothic-White**

DT507 1/16" (1.5 mm), 3/32" (2.3 mm), 1/8" (3.1 mm), 3/16" (4.7 mm)



**R.R. Roman Numbers-White**

DT510 1/16" (1.5 mm), 3/32" (2.3 mm), 1/8" (3.1 mm), 3/16" (4.7 mm)




**R.R. Gothic Numbers-White**

DT512 1/16" (1.5 mm), 3/32" (2.3 mm), 1/8" (3.1 mm), 3/16" (4.7 mm)




**Stripes - Red**

DT515 1/64" (0.39 mm), 1/32" (0.79 mm), 1/16" (1.5 mm)




**Tuscan & Playbill**

DT501 1/8" (3.1 mm), 3/16" (4.7 mm)



**Benton & Windsor**

DT502 3/32" (2.3 mm), 1/8" (3.1 mm), 1/4" (6.3 mm), 3/16" (4.7 mm)




**Gothic Outline & Sign Painter**

DT503 3/16" (4.7 mm), 5/16" (7.9 mm)



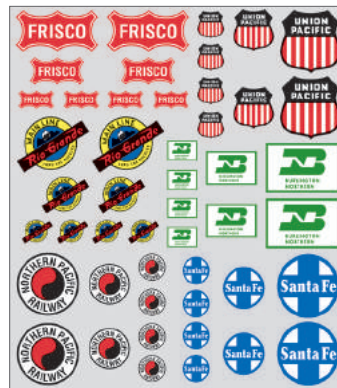
**R.R. Roman Red/Gold**

DT504 1/16" (1.5 mm), 3/32" (2.3 mm), 1/8" (3.1 mm), 3/16" (4.7 mm)

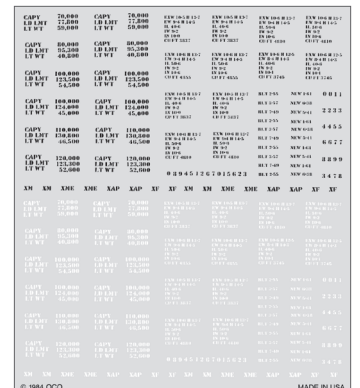


**R.R. Roman - White**

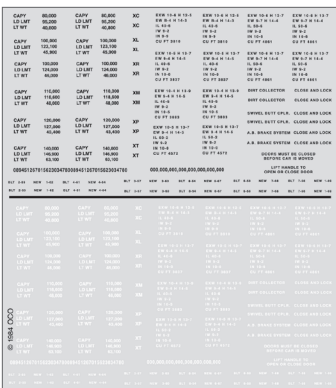
DT506 1/16" (1.5 mm), 3/32" (2.3 mm), 1/8" (3.1 mm), 3/16" (4.7 mm)




**Railroad Heralds\*** DT558



**Box Car Data-Roman Black/White (HO Scale)** DT601



**Box Car Data-Gothic Black/White (HO Scale)** DT602



**Union Pacific Box Cars\*** DT603



**Santa Fe Box Cars El Capitan/Super Chief** DT604



**Santa Fe Box Cars Shock Control/Ship & Travel** DT605

# Decals & Graphics



Rock Island Box Cars Soft Touch/DF (HO Scale) DT606



BN and CB & Q Box Cars (HO Scale) DT607




Frisco Box Cars Ship it on the Frisco/Frisco Fast Freight (HO Scale) DT608



Southern Pacific Box Cars\* (HO Scale) DT609




Great Northern Box Cars (HO Scale) DT610



Reefer Cars Armour/Miller/Hormel (HO Scale) DT611



Product Logos Mini-Series (N Scale) DT570



Railroad Signs\* Mini-Series (N Scale) DT571




Business Signs Mini-Series (N Scale) DT572



Signs & Posters Mini-Series (N Scale) DT573



Service Station Signs Mini-Series (N Scale) DT574



Lettering Black & White Mini-Series (N Scale) DT575

\* Products bearing Union Pacific, Southern Pacific and Rio Grande marks are made under trademark license from Union Pacific Railroad Company.

## Transferring Decals


Position the Dry Transfer Decal and rub over the top with a burnisher or dull pencil.



Carefully remove the carrier sheet.



Place the backing paper over the Dry Transfer Decal and burnish again.



Dry Transfer Decals can be "weathered" with a light sanding or using other techniques.






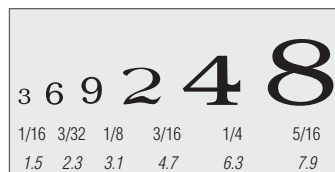
## Model Graphics® Dry Transfer Decals

Intricate detailing is quick, easy and realistic with Model Graphics Dry Transfer Decals. Place where desired and burnish. Model Graphics 64-sheet selection of Dry Transfer Decals contains 340 different alphabets, number sets and line assortments to satisfy the lettering and striping needs of every craftsman. Depending on the specific application, Model Graphics are suitable for O, HO and N scales.

Package contains one sheet. 5 5/8" x 8 1/4" (14.2 cm x 20.9 cm) Measurements shown in inches and millimeters.



**Roman, R.R.**  
 MG701 (Black) MG702 (White)  
 MG703 (Gold) MG704 (Red)  
 MG705 (Yellow) MG706 (Silver)



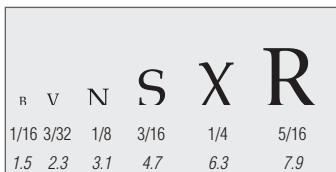
**Numbers Roman, R.R.**  
 MG707 (Black) MG708 (White)  
 MG709 (Gold) MG710 (Red)  
 MG711 (Yellow) MG712 (Silver)




**Roman, R.R.**  
 MG713 (Black) MG714 (White)



**Extended Roman, R.R.**  
 MG715 (Black) MG716 (White)  
 MG717 (Gold)



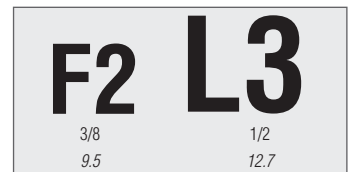
**Condensed Roman, R.R.**  
 MG718 (Black) MG719 (White)




**Gothic, R.R.**  
 MG720 (Black) MG721 (White)  
 MG722 (Gold) MG723 (Red)  
 MG724 (Yellow) MG725 (Silver)



**Numbers Gothic, R.R.**  
 MG726 (Black) MG727 (White)  
 MG728 (Gold) MG729 (Red)  
 MG730 (Yellow) MG731 (Silver)



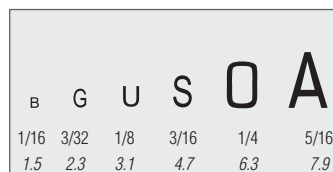
**Gothic, R.R.**  
 MG732 (Black) MG733 (White)



**Extended Gothic, R.R.**  
 MG734 (Black) MG735 (White)  
 MG736 (Gold)



**Condensed Gothic, R.R.**  
 MG737 (Black) MG738 (White)




**45° USA Gothic**  
 MG739 (Black) MG740 (White)  
 MG741 (Red) MG742 (Yellow)  
 MG743 (Silver)



**45° USA Gothic**  
 MG744 (Black) MG745 (White)



**Numbers 45° USA Gothic**  
 MG746 (Black) MG747 (White)  
 MG748 (Red) MG749 (Yellow)  
 MG750 (Silver)



**Stencil & Block Roman**  
 MG751 (Black) MG752 (White)  
 MG753 (Red) MG754 (Yellow)



**Script & Old English**  
 MG755 (Black) MG756 (White)  
 MG757 (Gold) MG758 (Silver)



**Stripes**  
 MG759 (Black) MG760 (White)  
 MG761 (Gold) MG762 (Red)  
 MG763 (Yellow) MG764 (Silver)



## Tidy Track® Rail & Wheel Maintenance System

Tidy Track makes it a breeze to clean and maintain your track. Fast and easy Tidy Track works for N, HO and three-rail O scale and includes all you need to save time, money and keep your trains running on schedule.

ONLINE VIDEOS


### TRACK MAINTENANCE



Perfect for hard-to-reach areas



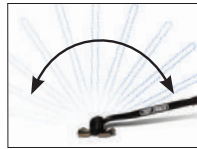
Ergonomic design



Holds Tidy Track pads



Locks in place or swivels



Pivoting handle design

#### Rail Tracker™ Cleaning Kit TT4550

Clean track with your eyes closed. It's that easy! The Rail Tracker cleaning tool actually follows the track and hugs the rail while you clean. Kit includes all you need to clean and maintain your track. Package doubles as a tray for storage.

- Easy, self-guiding system
- Clean hard-to-reach areas
- Replacement pads available

Patented Product



### REPLACEMENTS

#### Rescue Pads™ TT4551

Use for corrective maintenance and track repair.

- 2 Replacement pads
- For semi-annual cleaning
- Removes heavy build-up

Patented Product



#### Maintenance Pads TT4552

Use to remove dirt and smooth imperfections.

- 2 Replacement pads
- For routine cleaning
- Removes grime and oxidation

Patented Product



#### Cleaning & Finishing Pads TT4553

Use with Clean Track Solution for final clean and finish.

- 8 cleaning pads and 8 finishing pads
- Use with Clean Track Solution
- Remove dirt and make ready for operation



### ACCESSORIES

#### Rail Pal™ TT4575

Use to smooth track imperfections and remove dirt and track contaminants, such as paint, adhesives and grime.

- 2-sided for light and heavy cleaning
- Handy for quick fixes
- Does not crumble

1/pkg



#### Dust Monkeys®

TT4570 (N Scale) TT4571 (HO Scale)

Maintain a clean track by removing dust accumulation during regular operation.

- Dusts track continually
- Attaches to rolling stock
- Hangs from axle out of sight

4/pkg






## WHEEL MAINTENANCE



Clean all wheels at once



Replaceable pads



Soft pads won't scratch wheels



Power from track or transformer

### Roto Wheel Cleaner™ TT4560 (N Scale) TT4561 (HO Scale)

No more tedious wheel cleaning. Clean locomotives and rolling stock wheels quickly, without scratching.

- Clean all wheels at once quickly
- Power from transformer or track
- Includes replacement pads
- Works with DC and DCC operating systems
- No cleaning solution needed

Patented Product



### Clean Track Solution™ TT4554

Use with Cleaning & Finishing Pads. Non-toxic, non-corrosive and water-soluble.

- Cleans track for improved conductivity
- Safe for scenery
- Non-toxic

1.85 fl oz (54.7 mL)



### Roto Pads™ TT4562

Replacement Cleaning and Scrubbing pads for Roto Wheel Cleaner.

- Easy to apply
- Will not scratch wheels
- For N and HO scale

Cleaning Pads - 76 3/4" (194 cm)  
Scrubbing Pads - 25 1/2" (64.7 cm)



### Track Painters

Use before or after installation to model track as realistic as the rest of the layout.

- Quick and easy
- Paints metal and plastic
- Works for all scales
- Includes replacement tip

10 mL (0.33 fl oz)



### Steel Rail TT4580

Paint rails, plates and spikes a realistic steel color



### Rusty Rail TT4581

Paint rails, plates and spikes a realistic rust color



### Weathered Tie TT4582

Paint ties a realistic matte finish

# Fasteners & Lubricants

## Hob-Bits®

High-quality brass machine screws, nuts and washers. Machine screws come in four sizes and styles. They are the ideal precision fasteners for countless hobby projects. Hob-Bits tools include wrenches, taps and dies to accommodate four sizes.



### Round Head Screws

5 per pkg 


| No.  | Size  | Length |
|------|-------|--------|
| H801 | 00-90 | 1/8"   |
| H802 | 00-90 | 1/4"   |
| H803 | 00-90 | 3/8"   |
| H804 | 00-90 | 1/2"   |
| H805 | 0-80  | 1/8"   |
| H806 | 0-80  | 1/4"   |
| H807 | 0-80  | 3/8"   |
| H808 | 0-80  | 1/2"   |
| H809 | 1-72  | 1/8"   |
| H810 | 1-72  | 1/4"   |
| H811 | 1-72  | 3/8"   |
| H812 | 1-72  | 1/2"   |
| H813 | 2-56  | 1/8"   |
| H814 | 2-56  | 1/4"   |
| H815 | 2-56  | 3/8"   |
| H816 | 2-56  | 1/2"   |

### Fillister Head Screws

5 per pkg 


| No.  | Size  | Length |
|------|-------|--------|
| H821 | 00-90 | 1/8"   |
| H822 | 00-90 | 1/4"   |
| H823 | 00-90 | 3/8"   |
| H824 | 00-90 | 1/2"   |
| H825 | 0-80  | 1/8"   |
| H826 | 0-80  | 1/4"   |
| H827 | 0-80  | 3/8"   |
| H828 | 0-80  | 1/2"   |
| H829 | 1-72  | 1/8"   |
| H830 | 1-72  | 1/4"   |
| H831 | 1-72  | 3/8"   |
| H832 | 1-72  | 1/2"   |
| H833 | 2-56  | 1/8"   |
| H834 | 2-56  | 1/4"   |
| H835 | 2-56  | 3/8"   |
| H836 | 2-56  | 1/2"   |

### Flat Head Screws

5 per pkg 

| No.  | Size  | Length |
|------|-------|--------|
| H841 | 00-90 | 1/8"   |
| H842 | 00-90 | 1/4"   |
| H843 | 00-90 | 3/8"   |
| H844 | 00-90 | 1/2"   |
| H845 | 0-80  | 1/8"   |
| H846 | 0-80  | 1/4"   |
| H847 | 0-80  | 3/8"   |
| H848 | 0-80  | 1/2"   |
| H849 | 1-72  | 1/8"   |
| H850 | 1-72  | 1/4"   |
| H851 | 1-72  | 3/8"   |
| H852 | 1-72  | 1/2"   |
| H853 | 2-56  | 1/8"   |
| H854 | 2-56  | 1/4"   |
| H855 | 2-56  | 3/8"   |
| H856 | 2-56  | 1/2"   |

### Hex Head Screws

5 per pkg 

| No.  | Size  | Length |
|------|-------|--------|
| H861 | 00-90 | 1/8"   |
| H862 | 00-90 | 1/4"   |
| H863 | 00-90 | 3/8"   |
| H864 | 00-90 | 1/2"   |
| H865 | 0-80  | 1/8"   |
| H866 | 0-80  | 1/4"   |
| H867 | 0-80  | 3/8"   |
| H868 | 0-80  | 1/2"   |
| H869 | 1-72  | 1/8"   |
| H870 | 1-72  | 1/4"   |
| H871 | 1-72  | 3/8"   |
| H872 | 1-72  | 1/2"   |
| H873 | 2-56  | 1/8"   |
| H874 | 2-56  | 1/4"   |
| H875 | 2-56  | 3/8"   |
| H876 | 2-56  | 1/2"   |

### Dies

1 per pkg 


| No.  | Size  |
|------|-------|
| H877 | 00-90 |
| H878 | 0-80  |
| H879 | 1-72  |
| H880 | 2-56  |

### Hex Nuts

5 per pkg 

| No.  | Size  |
|------|-------|
| H881 | 00-90 |
| H882 | 0-80  |
| H883 | 1-72  |
| H884 | 2-56  |

### Wrenches

1 per pkg 


| No.  | Size  |
|------|-------|
| H885 | 00-90 |
| H886 | 0-80  |
| H887 | 1-72  |
| H888 | 2-56  |

### Washers

5 per pkg 

| No.  | Size  |
|------|-------|
| H891 | 00-90 |
| H892 | 0-80  |
| H893 | 1-72  |
| H894 | 2-56  |

### Taps


1 per pkg 

| No.  | Size  |
|------|-------|
| H895 | 00-90 |
| H896 | 0-80  |
| H897 | 1-72  |
| H898 | 2-56  |

## Hob-E-Lube® Premium Oils

These oils are plastic and paint compatible. They include a metal cap and 2 1/4" (5.71 cm) stainless steel needle applicator for hard-to-reach areas.

0.5 fl oz (14.7 mL)



### Ultra-Lite Oil HL661

Contains proven anti-wear additives. Use on HO and smaller scales of model trains, precision instruments or where a light oil is needed.

### Lite Oil HL662

Multi-viscosity additives for trouble-free operation, even at extreme temperatures. Great for home and workshop applications.

### Medium Oil HL663


Prevents metal contact and surface scuffing. Specially formulated for use on R/C cars, airplanes, boats and HO scale and larger model trains.

### Gear Lube HL664

A true gear lubricant, where tough, lasting gear oil is needed.

## Hob-E-Lube® Lubricants

Use these lubricants on model trains and R/C cars, planes and boats.



### Dry Graphite HL651

With Molybdenum. Dry Graphite will not collect dust, has good adherence properties and clings to sliding surfaces. Ideal for metal, wood, plastic and rubber.

6.5 g (0.22 oz)

### Dry White Lube HL652

This non-staining lubricant will not conduct electricity or collect dust. Contains PTFE lubricant. Use on metal, wood, plastic and rubber.

3.5 g (0.12 oz)

### Ultra-Lite Oil HL653

A light viscosity oil for small, precision parts. Penetrates and lubricates close-tolerance areas. Includes extension tip for hard-to-reach areas.

0.5 fl oz (14.7 mL)

### Lite Oil HL654

Multi-viscosity oil with an additive that reduces its tendency to thin out at high temperatures. Good general-purpose hobby lubricant for most light to medium load-bearing applications. Includes extension tip for hard-to-reach areas.

0.5 fl oz (14.7 mL)

### Gear Lube HL655

A tough, long-lasting, heavy-duty hobby lubricant with tack additive for anti-drip adherence. Stays put where applied. Use on small gears and linkages with high friction points. Includes extension tip for hard-to-reach areas.

0.5 fl oz (14.7 mL)

### White Grease HL657

White grease is a clean, non-staining and heavy load bearing grease with the super-slippery properties of PTFE lubricant. It is waterproof and protects against corrosion.

9.35 g (0.32 oz)


### Moly Grease HL656

Made with Molybdenum. Covers the entire surface and maintains viscosity at high temperatures. High load-bearing grease that stays put, providing maximum no-drop lubrication and corrosion protection with minimum washout under exposed conditions. Waterproof.

9.35 g (0.32 oz)

### 7-Pak Workbench Assortment HL650

This super-saver value includes all seven lubricants and instructions that match lubricants to specific applications.



## SCENE-A-RAMA



# Scene-A-Rama

## Scene-A-Rama School Projects

Create an A+ project every time! Scene-A-Rama products are specifically designed to stimulate creativity and help students build dioramas, displays and various arts and crafts. Scene-A-Rama provides easy-to-use materials and loads of helpful video demonstrations, ideas, tips and techniques. All Scene-A-Rama products are ASTM certified non-toxic.

For any subject – social studies, math, science, language arts, history, etc!

For any student – grade school to high school, college and beyond!


For any project – volcanoes, masks, Native American villages, storybooks, missions, pyramids and more!

### Project Book SP4170

If you can imagine it, you can make it! The Project Book provides the inspiration and motivation to build amazing dioramas and displays for A+ school projects.

- Bright, full-color photos and illustrations
- Loads of project ideas
- Modeling basics, tips and techniques

84 full-color pages




### A+ Projects & Dioramas: The Student's Handbook SP4171

Complete modeling resource. Design and create one-of-a-kind school projects, dioramas and displays or just have fun with arts and crafts at home.

The Step-by-Step Projects section presents colorful easy-to-follow, illustrated instructions to make 34 different projects for science, social studies, history and other subjects. Complete a project exactly as presented or change it easily to fit your assignment and your imagination!

The Tips, Techniques & Templates section illustrates more than 250 simple tips and techniques, key to using Scene-A-Rama materials. Once understood, students can apply these techniques to other projects easily or make changes to one of the illustrated examples.

202 full-color pages



The Project Book is available for purchase or as a free download at [woodlandscenics.com](http://woodlandscenics.com).





## Pop-Up Display SP4168

Instantly create a base with three-sided backdrop for your diorama, display or other project. Ready to paint, add landscape and other details.

### Project Area

10 3/4" w x 7 3/8" d x 7 1/2" h (27.3 cm x 18.7 cm x 19 cm)



## ShowBox™ SP4167

The ShowBox is compact and great for shoebox dioramas, displays and more. Build the diorama inside and paint or decorate the outside.

- Made of sturdy, durable material
- Two labels included for project identification

### Overall Size

13 1/2" w x 4 3/8" d x 10" h (34.2 cm x 11.1 cm x 25.4 cm)

### Project Area

13" w x 4 1/4" d x 8 1/2" h (33 cm x 10.7 cm x 21.5 cm)

## Project Base & Backdrop

The Project Base is the perfect foundation for your diorama or display. The Backdrop fits snugly into the grooves on the molded black base and provides a durable backdrop for painting, decoration and labeling.

- Two sizes available
- Cut Backdrop to any shape
- Molded placard on Base for labeling your project
- Includes easy instructions and three project identification labels



ONLINE VIDEO



## Large SP4165

### Overall Size

17 3/8" w x 12 3/16" d x 12 13/16" h (44.1 cm x 30.9 cm x 32.5 cm)

### Project Area

16" w x 10 3/4" d x 10 7/8" h (40.6 cm x 27.3 cm x 27.6 cm)



## Small SP4166

### Overall Size

12 3/16" w x 8 13/16" d x 9 1/4" h (30.9 cm x 22.3 cm x 23.4 cm)

### Project Area

10 9/16" w x 7 1/4" d x 7 1/4" h (26.8 cm x 18.4 cm x 18.4 cm)


## Complete Diorama Kit: Buildings SP4197

Get creative! Use this versatile kit to build various types of structures on a flat, landscaped surface with roads and/or paths. Kit contents include a Pop-up Display, ReadyGrass Vinyl Mat and a variety of landscape materials to make bushes, rocks and more!

### Project Area

10 3/4" w x 7 3/8" d x 7 1/2" h (27.3 cm x 18.7 cm x 19 cm)

**⚠ WARNING:** Choking Hazard! Small parts. Not intended for children under 3 yrs. Adult supervision required.




# Scene-A-Rama

## Flat Surface Diorama Kits

These two kits include the materials needed to landscape flat, grassy or sandy terrain. Includes enough materials to cover the Large Project Base or other 16" w x 10 3/4" d (40.6 cm x 27.3 cm) area.

ONLINE VIDEOS



### Basic Diorama Kit SP4110

Use the Basic Diorama Kit to landscape flat, green dioramas or displays. Kit contains the scenery materials needed to make plains, prairies, grasslands, farmlands, woods and meadows.

Base sold separately.

**⚠ WARNING:** Sharp Objects! Choking Hazard! Small Parts. Not intended for children under 3 yrs. Adult supervision required.



### Desert Oasis Diorama Kit SP4112


Use the Desert Oasis Diorama Kit to landscape flat, sandy dioramas or displays. Kit contains the scenery materials needed to make prehistoric habitats, shorelines, wastelands, beaches, missions or deserts.

Base sold separately.

**⚠ WARNING:** Sharp Objects! Choking Hazard! Small Parts. Not intended for children under 3 yrs. Adult supervision required.



**ReadyGrass Vinyl Mat**  
Make grassy or sandy surfaces. Attach with Sticky Bond or Project Glue.




**Add Accents**  
Sprinkle to model dirt paths, low grasses and foliage highlights.




**Foliage Fiber**  
Make ground cover, hedges, vines and ivy.



**Plant Trees**  
Give your diorama depth and realism.



**Add Bushes**  
Add realistic shrubs and other foliage to your diorama.





**Plant Wild Grass**  
Model tall grasses on land or standing in water.

ONLINE VIDEOS

## Mountain and Water Diorama Kits

These two kits include the materials needed to create mountains or rolling hills. The Mountain Diorama Kit features rock outcroppings, and the Water Diorama Kit features water areas. Includes enough materials to cover the Large Project Base or other 16" w x 10 3/4" d (40.6 cm x 27.3 cm) area.



### Mountain Diorama Kit SP4111

Use the Mountain Diorama Kit to landscape mountains or hilly dioramas and displays. A volcano tube is included for building an erupting volcano.

Base sold separately.

**⚠ WARNING:** Sharp Objects! Choking Hazard! Small Parts. Not intended for children under 3 yrs. Adult supervision required.

### Water Diorama Kit SP4113

Use the Water Diorama Kit to landscape dioramas and displays with water. Kit includes the materials needed to model various types of still or moving water.

Base sold separately.

**⚠ WARNING:** Choking Hazard! Small Parts. Not intended for children under 3 yrs. Adult supervision required.




#### Side Panels

Create the perimeter and form your diorama contours.



#### Newspaper Wads

Stack to build hills, mountains or even volcanoes, then cover with Plaster Cloth.



#### Plaster Cloth

Create a hard shell land surface for grasses, bushes, trees and other foliage.



#### Rocks

Add rocks, outcroppings, cliffs, riverbanks and more.



#### Earth Undercoat

Create an earth-colored base for all of your landscape.



#### Add Foliage

Make your diorama come alive with realistic-looking bushes and shrubs.

## Accents

Use these five Accents to enhance dioramas and displays with special features.

- Add grasses, bushes, vines and other foliage
- Make, add and color realistic rock formations
- Create spectacular waterfalls, rapids, ponds and lakes
- Add an assortment of cacti and other desert plants
- Make snowdrifts, snow dustings, icy ponds and icicles



### Foliage & Grasses SP4120

Enhance your diorama or display with scenery. Model short and tall grasses, bushes, ivy, flowers, other foliage, trees, roads and paths.



### Rock Making Kit SP4121

Enhance your diorama or display with rocky areas. Model mountains, outcroppings, rock debris, lava flows and cliffs.



### Ripplin' Water Kit SP4122

Enhance your diorama or display with still or moving water. Model ponds, rapids, waterfalls and frozen water.



### Winter Effects SP4123

Enhance your diorama or display with frigid, snowy or icy weather detail. Model snow drifts, icebergs and icicles.



### Desert Plants SP4124

Enhance your diorama or display with desert cacti and arid vegetation. Model flowering cacti, grasses, sage and scrub brush.



## Scenery & Adhesives


These new scenery items are sized and priced just right for small projects, crafts and dioramas. They complement existing Scene-A-Rama products and kits, providing even more landscape options when planning projects. Multipurpose adhesives were formulated specifically for Scene-A-Rama.

### Scenery SP4180-SP4191

Twelve individually-packaged scenery items and landscape accents.

3.6 in<sup>3</sup> (58.9 cm<sup>3</sup>)

Wild Grass 2 g (0.07 oz)




**Grass** SP4180



**Earth** SP4181



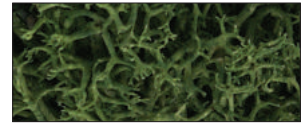
**Soil** SP4182



**Low Growth** SP4183



**Bushes** SP4184




**Plants** SP4185




**Wild Grass** SP4186




**Snow** SP4187



**Flowers** SP4188



**Sand** SP4189



**Gravel** SP4190



**Rock** SP4191

**⚠ WARNING:** Choking Hazard! Small Parts. Not intended for children under 3 yrs. Adult supervision required.

## ReadyGrass® Vinyl Mats

Making flat, landscaped surfaces on projects and dioramas is as easy as rolling out a ReadyGrass Vinyl Mat. Durable, non-shredding mats make a great display surface for your Project Base & Backdrop or Pop-Up Display.

- Create grassy areas, deserts or shorelines
- Scrape turf to make areas for roads, water and walkways

Patented Product



**Green Grass**

SP4161 10 3/4" x 16 1/4" (27.3 cm x 41.2 cm)

SP4158 10 11/16" x 7 5/16" (27.1 cm x 18.5 cm)



**Summer Grass**

SP4160 10 3/4" x 16 1/4" (27.3 cm x 41.2 cm)



**Desert Sand**

SP4162 10 3/4" x 16 1/4" (27.3 cm x 41.2 cm)

SP4159 10 11/16" x 7 5/16" (27.1 cm x 18.5 cm)



### Project Glue™ SP4142

Use Project Glue to glue trees, bushes, paper and more to your school project. Glue comes in a plastic squeeze bottle with a twist top for easy application.

3 fl oz (88.7 mL)

**⚠ WARNING:** Choking Hazard! Small Parts. Not intended for children under 3 yrs. Adult supervision required.



### Sticky Bond® SP4143

Sticky Bond is a contact adhesive. Use to attach ReadyGrass Vinyl Mats to Project Bases. Multipurpose glue comes in a plastic bottle with a brush applicator.

2 fl oz (59.1 mL)

**⚠ WARNING:** Choking Hazard! Small Parts. Not intended for children under 3 yrs. Adult supervision required.



### Scenic Spray Glue™ SP4192

Specially formulated adhesive used to adhere landscape materials to terrain, affix foliage to tree armatures and to seal finished projects. Bottled in a convenient spray applicator.

2 fl oz (59.1 mL)

**⚠ WARNING:** Choking Hazard! Small Parts. Not intended for children under 3 yrs. Adult supervision required.



### Blue Realistic Water™ SP4195

Pretinted and ready to model realistic water features. Use to model rivers, streams, ponds, lakes, puddles and more.

2 fl oz (59.1 mL)

**⚠ WARNING:** Choking Hazard! Small Parts. Not intended for children under 3 yrs. Adult supervision required.

# Scene-A-Rama

## Trees

Choose from four tree types that model trees located most anywhere: Green Deciduous, Autumn Deciduous, Conifer or Palm. Install trees on your diorama with Project Glue or Sticky Bond.

- Place temporarily or plant permanently
- Optional base included

**⚠ WARNING:** Sharp objects! Choking Hazard! Small Parts. Not intended for children under 3 yrs. Adult supervision required.



### Palm Trees

SP4152 (6/pkg)  
3" - 5" (7.62 cm - 12.7 cm)



### Deciduous Trees

SP4150 (4/pkg)  
2" - 3" (5.08 cm - 7.62 cm)



### Conifer Trees

SP4151 (4/pkg)  
4" - 6" (10.1 cm - 15.2 cm)



### Autumn Trees

SP4153 (4/pkg)  
2" - 3" (5.08 cm - 7.62 cm)



### Evergreen Trees

SP4154 (5/pkg)  
2" - 3½" (5.08 cm - 8.89 cm)

## Tree Kits



### Small Tree Kit SP4193

Kit includes Foliage and 5 plastic, bendable Armatures with planting pin. Optional bases included.

Tree size 1¼" to 3"  
(3.17 cm to 7.62 cm)



**⚠ WARNING:** Sharp Objects! Choking Hazard! Small Parts. Not intended for children under 3 yrs. Adult supervision required.



### Large Tree Kit SP4194

Kit includes Foliage and 3 plastic, bendable Armatures with planting pin. Optional bases included.

Tree size 3" to 4"  
(7.62 cm to 10.1 cm)



**⚠ WARNING:** Sharp Objects! Choking Hazard! Small Parts. Not intended for children under 3 yrs. Adult supervision required.



ONLINE VIDEO

### Plaster Cloth SP4140

Plaster Cloth is versatile, fun and easy to use! Apply wet Plaster Cloth to paper wads, balloons and other forms to make lightweight, hard shell terrain, masks and other shapes.

- Easy to apply
- Dries quickly
- Easy to paint
- Forms to any shape
- Non-toxic

8 in x 3.75 yd, 7.5 sq ft (20.3 cm x 3.42 m, 69.6 sq dm)



### Lava Flows

### Animal Prints

### Casting Plaster SP4141

Use Casting Plaster to make rocks, lava and casts of almost anything. Mix according to easy package instructions.

- Rock outcroppings and cliffs
- Make lava flows
- Cast fossils, animal paw prints and tire tracks

Net Wt 8 oz (.226 kg)

**⚠ WARNING:** Choking Hazard! Small Parts. Not intended for children under 3 yrs. Adult supervision required.



## Building & Structure Kit SP4130

Use the assortment of materials to construct buildings and structures for your diorama or display. Create and add special textures using simple techniques explained in the easy-to-follow instructions.

- Geometric shapes
- Pyramids, tepees
- Covered wagons
- Missions and much more



ONLINE VIDEO

## Building Textures

Illustrated instructions show you how to make a wide variety of building textures with simple techniques.



## Tepee Village Kit SP4133

- Kit makes 3 tepees, 2 canoes, 4 paddles, 2 animal hides and 2 fire pits
- No glue required
- Add your own pictographs



## Horizon & Detail Kit SP4132

Create spectacular backgrounds! Paint beautiful horizons and make three-dimensional backgrounds with Plaster Cloth, Foliage Fiber and White Fiber. Add landscape and create realistic trees!

- Make backgrounds for any scene
- Make and suspend clouds
- Create textured effects and 3-D backdrops



## Sculpting Kit SP4131

Sculpt, paint, detail and add texture to figures, animals, birds, planets and much more! Bring your creatures to life with Fun Fur!

- Sculpt plants and animals
- Make shapes

ONLINE VIDEO



## Scene Setters®

Bring your school projects and dioramas to life! Scene Setters are collections of themed sets of people, animals and specialized items sized just right for dioramas, displays and other projects. Packaging includes educational information for each set of Scene Setters.



**Egyptian Culture** SP4441



**Castle Dwellers** SP4442



**Native Americans** SP4443



**Native American Hunt** SP4444



**American Civil War Soldiers** SP4445



**African Wildlife** SP4446



**Marine Life** SP4447



**North American Wildlife** SP4449



**Prehistoric Life** SP4450



**Young Adults** SP4451



**Family** SP4452



**Friars/Monks** SP4453



**Alternative Energy** SP4448



**Revolutionary War Soldiers** SP4454



*Diorama shown with Native Americans (SP4443) Scene Setters.*



## Project Packs™

ONLINE VIDEO

Create A+ school projects with Project Packs. Build science or art fair displays, produce museum-quality dioramas or just have fun on a rainy day! The included materials and a little creativity are all you need to have fun and design and build that A+ project easily!


### Native American Village SP4280

Duplicate your favorite Native American village or use your imagination and model your own. Realistic Water, landscape and trails make your tepee scene come alive with the spirit of the people who lived there!



### Erupting Volcano SP4281

Form a cinder cone, caldera, cutaway or active island volcano! Use your imagination, along with all the terrain, landscape material and eruption mixture for an explosion of fun!



### Creative Mask & More SP4282

Model a mask, sculpture, art display, history project or another awesome creation. Wet the fun, flexible fabric, let it dry and harden and then enhance with colorful paint and decorative details.



### Cell Structure SP4283

Create your own, unique microscopic world! Plant, animal, bacteria cell...you decide! Choose your cell type and start modeling a cool, science project with fun and easy-to-use materials!



# Scene-A-Rama

## Classroom Packs™

Classroom Packs include everything needed to create projects that engage students in the lesson, reinforce what they learn and foster a fun educational environment! Each pack contains a teacher's guide and the materials for 12 complete projects. Projects are designed to aid students in meeting national education standards.



ONLINE VIDEO

### Tepee Village SP4250

This four-session project allows students to create their own village using the knowledge learned in their American history studies. Fun, hands-on planning and design inspire students to remember the lesson!

*This project is designed to aid students in meeting the expectations of national social sciences standards.*



### Erupting Volcano SP4251

This four-session project makes any classroom explode with total student involvement! Create fun, interactive volcanoes that actually erupt, sending student knowledge and retention skyrocketing!

*This project is designed to aid students in meeting the expectations of national science education standards for Earth sciences.*



### Creative Mask SP4252

This three-session project helps students learn cultural influences and artistic design - all rolled into one cool, creative and stimulating school project. From functional to decorative, your class will come alive with unique, fun masks!


*This project is designed to aid students in meeting the expectations of both the national standards for arts education and national social sciences standards.*




### Cell Structure SP4253


This five-session project allows students to create their own cell, according to the class lesson plan. From the nucleus to the ribosome, reinforce the fundamental elements of any cell type!

*This project is designed to aid students in meeting expectations of the national science education standards for life sciences.*





# PINECAR




## PineCar Racers®

PineCar Racers are small models built to specific dimensions and raced by gravity down an inclined track. PineCar is a leading supplier of these small racers and all the accessories. Our selection of car bodies, weights, speed accessories, tools and body customizing details give racers a fair chance to compete and help them make the hottest looking car on the track. All PineCar products include easy, step-by-step instructions and you'll find helpful how-to videos at pinecar.com.

BSA®, Kub Kar™ and RA Racer® compliant when used with approved wheels and axles. Local race rules may vary.


### How-To Book P383

Learn the principles of design for both speed and style. This 82-page booklet includes instructions for cutting out PineCar racers, painting and detailing tips and speed techniques.



### Program Guide P450

Fully illustrated, 19-page booklet offers step-by-step instructions for selecting racer kits and planning, organizing and conducting a PineCar or Sailboat racing event.



### Building PineCar Racers

VHS P3940 DVD P3941

Learn how to build a winning racer. This comprehensive video includes step-by-step instructions beginning with a wood block and advancing through the designing, cutting, shaping and finishing stages. *Approximately 45 minutes*



## Bodies and Kits

It all starts with the basic wood block or wedge. Both are cut from the best fine-grain, soft wood, so carving a racer design is easy. Choose a kit and add accessories and speed equipment to make a winning racer. All wedges, blocks and precut options have predrilled axle grooves. Official BSA wheels and axles fit all PineCar Racers



### PineCar Racer Basic Kit P370

Includes a wood block, wheels and axles.

1 3/4" w x 7" l (4.44 cm x 17.7 cm)

Racer shown was made with PineCar Racer Basic Kit (P370) and Dry Transfer Decals Hot Rod (P314).

**⚠ WARNING:** Sharp Objects! Choking Hazard! Small Parts. Not intended for children under 3 yrs. Adult supervision required.



### PineCar Racer Wedge Kit P369

Ready to go. No tools required. Just sand, paint and decorate. Includes a wedge, wheels and axles.

1 3/4" w x 7" l (4.44 cm x 17.7 cm)

Racer shown was made with Wedge Kit (P369) and Dry Transfer Decals Dragonfire (P308).

**⚠ WARNING:** Sharp Objects! Choking Hazard! Small Parts. Not intended for children under 3 yrs. Adult supervision required.



### Speed Racer Kit P3935

Aerodynamics, weight distribution and airflow help give this racer a winning edge. Kit includes axles, wheels, racer body, a lead-free cavity weight and top weight with screws.

1 3/4" w x 7" l (4.44 cm x 17.7 cm)

Sandpaper, lubricant and paint not included.

**⚠ WARNING:** Sharp Objects! Choking Hazard! Small Parts. Not intended for children under 3 yrs. Adult supervision required.

### Block P361

- Make your own unique racer body, or use as a replacement block
- Also use to cut out fenders or other add-on parts

1 3/4" w x 7" l (4.44 cm x 17.7 cm)



### Wedge P360

- Make your own unique racer body, use as a replacement wedge or use as is
- Also use to cut out fenders or other add-on parts

1 3/4" w x 7" l (4.44 cm x 17.7 cm)



## Pre-Cut Designs™

Rough-cut, unfinished shapes for those who want a great-looking racer, but may not have the necessary woodworking tools or skills. The designs come in eight basic shapes. Finish by simply sanding, painting and detailing.

1 3/4" w x 7" l (4.44 cm x 17.7 cm)

ONLINE VIDEO



Funnycar P362



Grand Prix P363



Roadster P364



Deuce Coupe P365



Ferrari P366



Dragster P367



GT Racer P3965




Truckster 4x4 P3966

## Aerodynamic Pre-Cut Designs™

These Pre-Cut Designs are low profile, aerodynamic blocks, rough-cut and ready-to-finish. Four Pre-Cuts have prepared cavities for round or flat weights and extra grooves for an optional extended wheelbase. Pre-Cuts are the perfect for those who want a great looking, great racing car, but may not have the necessary woodworking tools or skills.

1 3/4" w x 7" l (4.44 cm x 17.7 cm)

ONLINE VIDEO




Wafer P3972



Hammerhead P3967



Stealth P3968



White Lightning P3969



The Blur P3970

## Full Body Pre-Cut Designs™

The rough-cut pine wood body with a hollowed-out core and balsa wood sides keep this full-body design lightweight. Six real car shapes available. Simply glue, shape, sand and paint.

Approx. 2 3/4" w x 6 1/2" l (6.98 cm x 16.5 cm)



Tuner Car P3962



Muscle Car P3963



Italian Sport P3964



Stock Car P3971



4x4 Truck P3973



American Classic P3974

## Deluxe Car Kits

Each kit contains a different Pre-Cut Design body, Dry Transfer Decals, lead-free incremental weight with screws, wheels, axles and custom parts, such as headers, engines and pipes.

1 3/4" w x 7" l (4.44 cm x 17.7 cm)  
 Lubricant, glue and paint not included



Turbo Funnycar P371



Formula Grand Prix P372



Wildfire Roadster P373



Bandit Coupe P374



GTS Ferrari P375



Slingshot Dragster P376

## Designer Kits™

Each kit includes a different template to cut a three-dimensional shape, plus prefabricated fenders and Dry Transfer Decals. All kits include a lead-free incremental weight with screws and black accent material to add realistic windows.

1 3/4" w x 7" l (4.44 cm x 17.7 cm)  
 Block, wheels, axles and paint not included



Screamin' Eagle P413



Starfire P414




Batcar P415




Thunderbolt P416

Sand racer body.



Glue on body details.



Paint.



## PineCar Racer Premium Kits

Great for any skill level and require only a few tools. Kits include one of six cool racing designs and everything needed to build and accessorize a winning racer. Includes Pre-Cut Design body, body details, wheels, axles, lead-free incremental weight with screws, sandpaper, sealer/paint, gloss finish, accent paints, paintbrushes and decals.

1 3/4" w x 7" l (4.44 cm x 17.7 cm)

Lubricant and glue not included



Furious Racer P3945



Baja Racer P3946



Can Am Racer P3947



Muscle Car P3948



West Coast Growler P3949



Blue Venom P3950

## Designer Kit With Wedge

Use the template provided to add prefabricated canopies, spoilers and other three-dimensional designer body details to the pre-cut wedge. Kit also includes Dry Transfer Decals, black accent material, racing wheels, axles and lead-free incremental weights with screws.

1 3/4" w x 7" l (4.44 cm x 17.7 cm)

Paint and glue not included



Black Widow P420



The Avenger P421



Add decals and detail parts.



Apply gloss finish.



Attach wheels and weights.



## Decorative Details

Gear up for a cool look! PineCar Decorative Details ignite imaginations with winning creativity. Add character and action to a block or wedge with canopies, drivers and other car parts. High quality graphic decals or body skins transform a plain racer into a sharp looking racing machine, or paint your car for a sleek showroom sparkle.

## Complete Paint Systems

Complete Paint Systems include everything you need to sand, paint and finish your racer with high gloss finish. Available in five hot racing colors. Ideal for finishing wood, plastic or metal parts. Kits include sealer/paint, gloss finish, two accent colors, one paintbrush, one foam brush and 3 grits of sandpaper (80, 120 and 220).

Sealer/Paint 1 fl oz (29.5 mL)  
 Gloss Finish 1 fl oz (29.5 mL)  
 Accent Paints 0.9 fl oz (2.66 mL) ea




**ONLINE VIDEO**




Racer shown was made with Designer Kit with Wedge The Avenger (P421) and Complete Paint System Cool Blue (P3955).



**Cool Blue** P3955  
 Accent paint: Silver/Black



**Stealth Black** P3956  
 Accent paint: Silver/White



**Flamin' Red** P3957  
 Accent paint: Silver/Black



**Gear Rippin' Green** P3958  
 Accent paint: Silver/Black



**Cosmic Yellow** P3959  
 Accent paint: Silver/Black

## Custom Finishing Kits

Use these kits to finish wood, plastic or metal parts. Each kit includes three grits of sandpaper (80, 120 and 220), a sanding block, sealer/paint, gloss finish and an applicator. Available in 11 racing colors.

Sealer/Paint 1 fl oz (29.5 mL)  
 Gloss Finish 1 fl oz (29.5 mL)

**ONLINE VIDEO**



**Formula White**  
 P401



**Indy Blue**  
 P403



**Flame Red**  
 P404



**GT Gray**  
 P405




**Voodoo Black**  
 P406



**Competition Orange**  
 P407



**Daytona Blue**  
 P408



**Competition Red**  
 P409



Racer shown was made with Custom Finishing Kit Competition Red (P409), Aerodynamic Pre-Cut Design The Blur (P3970), a variety of Custom Parts and Dry Transfer Decal Freedom Forever (P4019).



**Competition Purple**  
 P410



**Baja Yellow**  
 P411



**Racing Green**  
 P412



## Sanding Sealer and Wax P3960

Apply Sanding Sealer prior to painting your racer. It saturates wood pores and creates a surface sanded easily to a flawless finish, ready to paint. Works exceptionally well with spraypaint. Wax the painted surface for a showroom shine. 0.5 fl oz (14.7 mL) ea

**⚠ WARNING:** Choking Hazard! Small Parts. Not intended for children under 3 yrs. Adult supervision required.

ONLINE VIDEO



Truck shown was made with Pre-Cut Design Truckster 4x4 (P3966), Custom Parts Eliminator (P341) and Dry Transfer Decals Custom Designs (P318).

## Wheel Flare® Rub-On Decals

Customize derby wheels and tires.

- Designed for left and right sides
- Fun, quick and easy to use
- Use a variety of combinations

Wheel Flares fit most derby wheels, including but not limited to PineCar, BSA®, Awana®, Kub Kar™, Royal Rangers®, Royal Ambassadors® and Boys Brigade™.



ONLINE VIDEO



Chrome P4063



Pride P4066



Cyclone P4067



Green Snake P4064

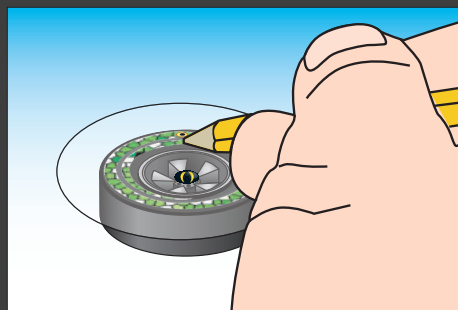


Juiced P4068



Fire Ball P4065

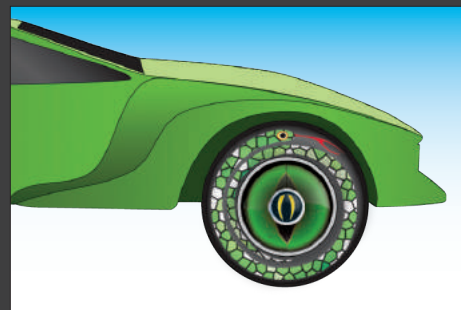
Rub on Decal.



Choose Wheel Cover.



Attach wheel to car.



# PineCar

## Body Skin® Custom Transfers

Turn a plain racer into an awesome racing machine with a cool paint alternative. Wrap your winning racer with a Body Skin Custom Transfers design. Use as a complete wrap or to create accents and details. Product application is fast, easy and requires no artistic talent. Simply apply with a wet sponge. Black window material included.

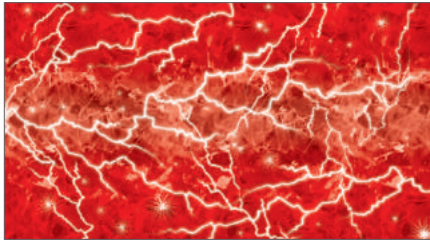
Sheet size: 9 1/8" x 5 5/8" (23.1 cm x 14.2 cm)




ONLINE VIDEO




Racer shown was made with Aerodynamic Pre-Cut Design Stealth (P3968), driver's head and exhaust pipes from Custom Parts Formulator (P343) and Body Skin Custom Transfer Psychedelic (P3986).



Lightning Strikes P3975



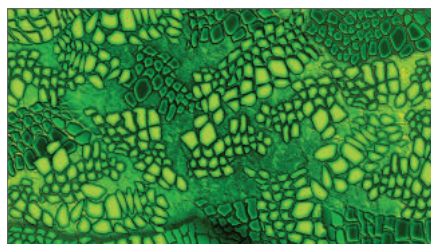
Smoke Screen P3976



Fire Starter P3977




Camouflage P3978




Gator P3979




Freedom Flag P3980



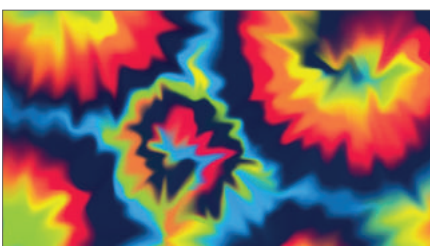
Illusion P3981



Safari P3982




Spider Web P3983



Tie Dye P3984



Pink Camo P3985



Psychedelic P3986

Colors may vary from actual product.

Use a wet sponge to adhere Body Skin.



Peel off backing sheet.



Use a wet sponge to smooth onto racer.




## Dry Transfer Decals

The fastest and easiest way to customize a racer. These decals are high quality graphics, numbers and letters. Transfer to any texture and around contours, by rubbing them on with a dull pencil or burnisher.

Sheet size  
 4" x 5" (10.1 cm - 12.7 cm)  
 4" x 2 1/2" (10.1 cm - 6.35 cm)

ONLINE VIDEO




Racer shown was made with Pre-Cut Design Stealth (P3968) and Dry Transfer Decals Bad to the Bone (P4017).



Sponsors & Numbers P306  
 4" x 5" (10.1 cm - 12.7 cm)



Stripes & Flames P307  
 4" x 5" (10.1 cm - 12.7 cm)



Hot Rod P314  
 4" x 5" (10.1 cm - 12.7 cm)



Off Road P315  
 4" x 5" (10.1 cm - 12.7 cm)



Drag Racer P316  
 4" x 5" (10.1 cm - 12.7 cm)



Stockcar P317  
 4" x 5" (10.1 cm - 12.7 cm)



Custom Designs P318  
 4" x 5" (10.1 cm - 12.7 cm)



Formula P319  
 4" x 5" (10.1 cm - 12.7 cm)



Bad to the Bone P4017  
 4" x 5" (10.1 cm - 12.7 cm)

Color may vary from actual product.

Rub decal sheet with burnisher or dull pencil.




Remove backing sheet.





**Flaming Dragon P4018**  
4" x 5" (10.1 cm - 12.7 cm)



**Freedom Forever P4019**  
4" x 5" (10.1 cm - 12.7 cm)



**Rockstar P4020**  
4" x 5" (10.1 cm - 12.7 cm)




**Free Bird P4021**  
4" x 5" (10.1 cm - 12.7 cm)



**Dragonfire P308**  
4" x 2 1/2" (10.1 cm - 6.35 cm)




**Cobra P309**  
4" x 2 1/2" (10.1 cm - 6.35 cm)



**Magnum P310**  
4" x 2 1/2" (10.1 cm - 6.35 cm)



**Stinger P311**  
4" x 2 1/2" (10.1 cm - 6.35 cm)



**Spyder P312**  
4" x 2 1/2" (10.1 cm - 6.35 cm)



**Turbo P313**  
4" x 2 1/2" (10.1 cm - 6.35 cm)



**Peace & Love P4022**  
4" x 2 1/2" (10.1 cm - 6.35 cm)



**Rockin' Diva P4023**  
4" x 2 1/2" (10.1 cm - 6.35 cm)



**Bold & Brave P4024**  
4" x 2 1/2" (10.1 cm - 6.35 cm)




**Faith & Honor P4025**  
4" x 2 1/2" (10.1 cm - 6.35 cm)



**True Love P4026**  
4" x 2 1/2" (10.1 cm - 6.35 cm)



**Wolf P4027**  
4" x 5" (10.1 cm - 12.7 cm)



**Bear P4028**  
4" x 5" (10.1 cm - 12.7 cm)




**Tiger P4029**  
4" x 5" (10.1 cm - 12.7 cm)



**Eagle P4030**  
4" x 5" (10.1 cm - 12.7 cm)



**Scorpio** P4006  
4" x 5" (10.1 cm - 12.7 cm)



**Neon Stripes** P4007  
4" x 5" (10.1 cm - 12.7 cm)



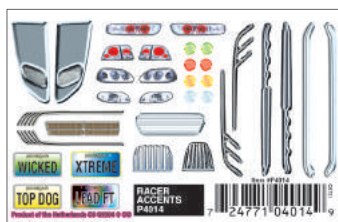
**Blazin' Flames** P4008  
4" x 5" (10.1 cm - 12.7 cm)



**Drago** P4009  
4" x 5" (10.1 cm - 12.7 cm)



**Racer Accessories** P4013  
4" x 2 1/2" (10.1 cm - 6.35 cm)



**Racer Accents** P4014  
4" x 2 1/2" (10.1 cm - 6.35 cm)



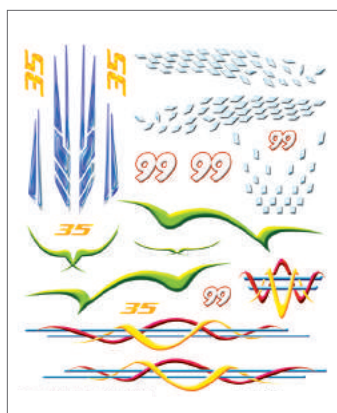
**Beveled Numbers** P4015  
4" x 2 1/2" (10.1 cm - 6.35 cm)



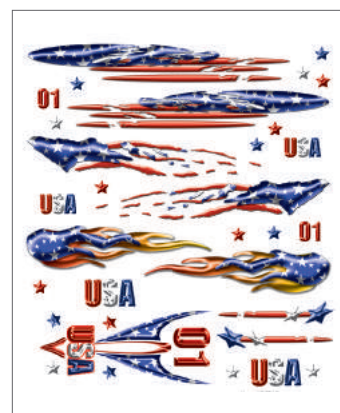
**Yellow Numbers** P4016  
4" x 2 1/2" (10.1 cm - 6.35 cm)




**Cool Blaze** P4010  
4" x 5" (10.1 cm - 12.7 cm)



**Speed Streaks** P4011  
4" x 5" (10.1 cm - 12.7 cm)



**Freedom Runner** P4012  
4" x 5" (10.1 cm - 12.7 cm)



Racer shown was made with Pre-Cut Design Funnycar (P362), Custom Parts Eliminator (P341) and Dry Transfer Decals Freedom Forever (P4019).

Color may vary from actual product.



# PineCar

## Stick-On Decals

Cut out decals, peel off the backing sheet and stick them in place.

Sheet size

4" x 5" (10.1 cm - 12.7 cm)

4" x 2 1/2" (10.1 cm - 6.35 cm)

ONLINE VIDEO

Racer shown was made with Pre-Cut Design Ferrari (P366) and Stick-On Decals Silver Shark (P325).




Raptor P320

4" x 5" (10.1 cm - 12.7 cm)



Heavy Metal P321

4" x 5" (10.1 cm - 12.7 cm)



Road Rocket P322

4" x 5" (10.1 cm - 12.7 cm)



Horsepower P323

4" x 5" (10.1 cm - 12.7 cm)




Snake Eyes P324

4" x 2 1/2" (10.1 cm - 6.35 cm)



Silver Shark P325

4" x 2 1/2" (10.1 cm - 6.35 cm)



Lightning Rod P326

4" x 2 1/2" (10.1 cm - 6.35 cm)



Turbo Ram P327

4" x 2 1/2" (10.1 cm - 6.35 cm)



Born in the USA P462

4" x 5" (10.1 cm - 12.7 cm)



Stars & Stripes P463

4" x 5" (10.1 cm - 12.7 cm)



Magic Machine P464

4" x 5" (10.1 cm - 12.7 cm)



Captain Zoom P465

4" x 5" (10.1 cm - 12.7 cm)


Colors may vary from actual product.




## Templates & Stick-On Decals

Take the guesswork out of building your winning racer. Each template provides an outline to trace and follow. Also includes a sheet of cool decals to customize your racer.

*Car, wheels and paint not included.*



**Track Twister** P475



**Hot Wings** P476



*Racer shown was made with PineCar Racer Basic Kit (P370).*




*Racer shown was made with PineCar Racer Basic Kit (P370).*


## Stick-On Detail

Make headlights, body contours, numbers, letters, pinstripes and other decorations with adhesive-backed holographic sheets. Flashes of light and color are reflected as your racer sizzles down the track! Cut, peel and stick on your design. Great for running boards and carbon hoods.

**ONLINE VIDEO**



**Metallic Mirage** P3987



**Black Carbon** P3988



*Racer shown was made with Pre-Cut Design Truckster 4x4 (P3966).*



*Racer shown was made with Pre-Cut Design GT Racer (P3965).*

*Color may vary from actual product.*

**Draw your custom design on back of detail sheet.**



**Test fit design for placement, then stick on racer.**

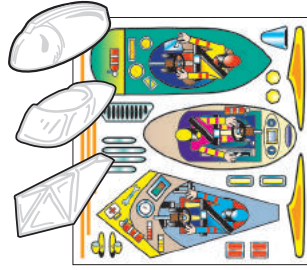


# PineCar

## Canopy & Cockpit Sets P346

Give your racer a finished touch with one of three different decals and canopies included in this package.

**⚠ WARNING:** Sharp objects! Choking Hazard! Small Parts. Not intended for children under 3 yrs. Adult supervision required.



Racer shown was made with PineCar Racer Wedge Kit (P369).



## Windshield Kit P348

Add one of several lead-free windshield designs to your racer. Kit includes a driver, roll bar, seat back and a sheet of black vinyl. Glue to racer with PineCar Formula Glue or Super Glue.

**⚠ WARNING:** Sharp objects! Choking Hazard! Small Parts. Not intended for children under 3 yrs. Adult supervision required.



## Cockpits & Drivers

Either of these designs add humor and character to your racer with unique detail and individuality. Paint parts and attach to racer.



Racer shown was made with PineCar Racer Wedge Kit (P369).



Racer shown was made with PineCar Racer Wedge Kit (P369).



### Baron Von Gofast P3921

Includes: 1 Driver/Cockpit and 1 Canopy

### Mad Racer P3920

Includes: 1 Driver, 1 Cockpit, 1 Steering Wheel and 1 Shifter

**⚠ WARNING:** Choking Hazard! Small parts. Not intended for children under 3 yrs. Adult supervision required.

Colors may vary from actual product.



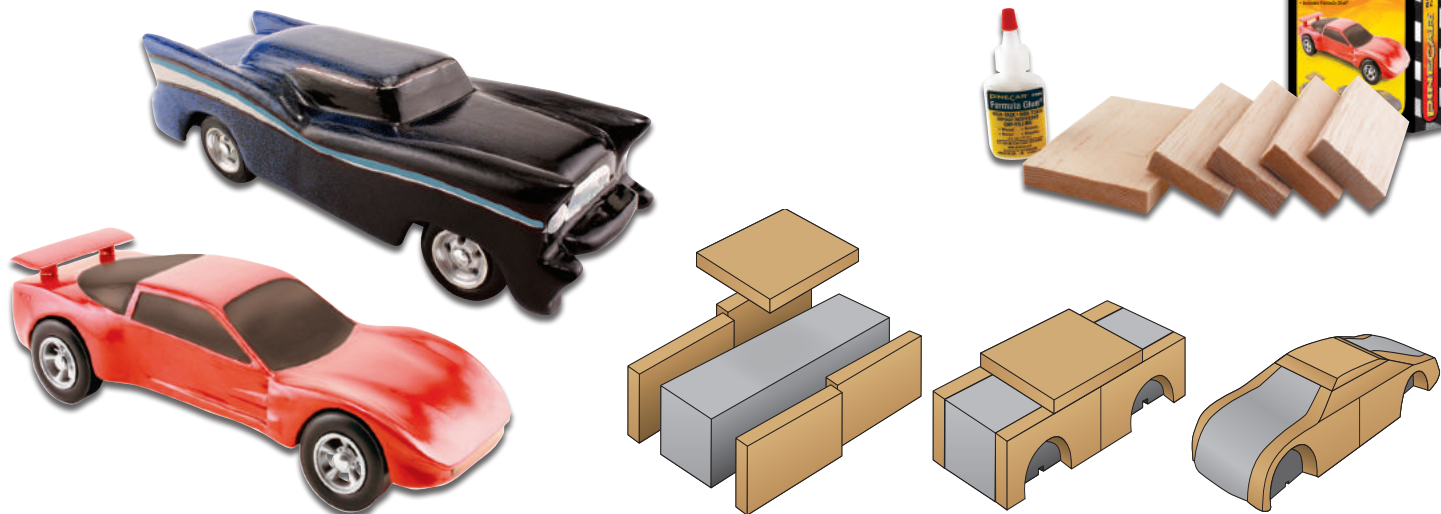


## Body Builder Kit® P4036

Pump up your racer's physique for a strong showing! Easily make custom body styles by adding height, fenders, fins and other details to a block or wedge. Lightweight balsa wood is easy to cut and carve and adds minimal weight. Kit includes five balsa wood pieces and Formula Glue.

**⚠ WARNING:** Choking Hazard! Small Parts. Not intended for children under 3 yrs. Adult supervision required.

ONLINE VIDEO



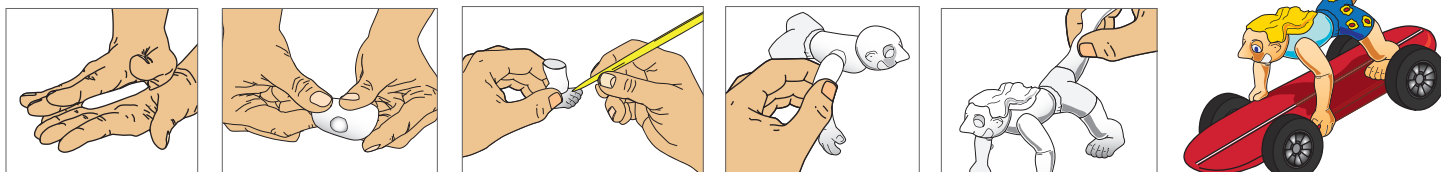
## Featherweight Customizing Kit™ P3929

Race the most original car on the track. Design and create custom car parts, details and figures. One package of sculpting clay will add less than 1 ounce (28.3 g) to car weight.

Kit includes clay, sculpting tool, paintbrushes and paint.

**⚠ WARNING:** Sharp objects! Choking Hazard! Small Parts. Not intended for children under 3 yrs. Adult supervision required.

ONLINE VIDEO



Color may vary from actual product.



## Custom Parts With Decals

Lead-free Custom Parts With Decals contain castings and Dry Transfer Decals. Use to add realism to your racer. Simply attach Custom Parts with PineCar Formula Glue or Super Glue.


*Car, wheels and paint not included*

ONLINE VIDEO



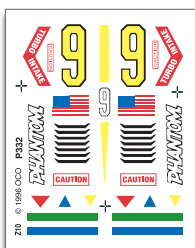
### Baja Champ P330

Includes: 2 Exhaust Pipes, 2 Lights, 1 Spoiler and Decals




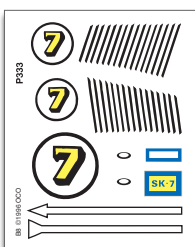
### Drag Star P331

Includes: 2 Exhaust Pipes, 1 Roll Bar, 1 Engine and Decals



### Phantom P332

Includes: 2 Exhaust Nozzles, 2 Side Vents, 1 Vertical Stabilizer and Decals



### Street Rod P333

Includes: 2 Exhaust Pipes, 1 Engine, 1 Windshield and Decals

## Custom Parts

Lead-free Custom Parts, such as drivers, engines, pipes and roll bars transform a simple racer into an exciting work of pride! Simply attach with PineCar Formula Glue or Super Glue.

*Car, wheels and paint not included*

ONLINE VIDEO



### Dune Buster P340

Includes: 2 Exhaust Pipes and 4-piece Roll Bar set with Lights



### Eliminator P341

Includes: 2 Exhaust Pipes, 1 Engine and 1 Spoiler



### Star Fire P342

Includes: 1 Windshield, 1 Seat, 2 Side Vents and 1 Spoiler



### Formulator P343

Includes: 1 Engine with Exhaust Pipes, 1 Driver Head, 1 Windshield and 1 Roll Bar

## Speed Tools

Harness the physics of speed and engineer a winning racer that makes the track sizzle! PineCar speed tools give car builders an “educational” edge as well as a competitive one. Use the PineCar building system to optimize weight placement, reduce friction and maximize your racer’s potential and kinetic energy for a trophy run!



ONLINE VIDEO

### Hob-E-Lube® Dry Graphite Lubricant P358

A fine, specially ground lubricant with Molybdenum that is safe on all surfaces and easy to use. Molybdenum works like millions of microscopic ball bearings.

6.5 g (0.22 oz)

**⚠ WARNING:** Choking Hazard! Small parts. Not intended for children under 3 yrs. Adult supervision required.



ONLINE VIDEO

### Dry White™ with Cling P355

This non-staining lubricant has an additive that clings to smooth surfaces. Use where local rules prohibit the use of graphite. Contains PTFE lubricant.

3.5 g (0.12 oz)

**⚠ WARNING:** Choking Hazard! Small parts. Not intended for children under 3 yrs. Adult supervision required.



ONLINE VIDEO

### XLR8® Ultra Graphite P4037

Graphite for the serious competitor! Laboratory tested for performance, special-blend formula XLR8 amps your racer’s speed to the max! Includes stainless steel needle applicator for precision placement.

6.5 g (0.22 oz)

**⚠ WARNING:** Sharp Object! Choking Hazard! Small parts. Not intended for children under 3 yrs. Adult supervision required.

### Performance & Conformity System™ P4035

Portable, digital scale and conformity gauge keep you up to speed on your racer’s weight and length, width between wheels, track clearance and locate the car’s center of gravity with the handy fulcrum point. Use the mathematical formulas or simple table to determine the optimum location for your car’s center of gravity (CoG). Adjust for optimum speed and stability. Batteries included.

Maximum weight: 600 g (21.1 oz)

**⚠ WARNING:** Choking Hazard! Small parts. Not intended for children under 3 yrs. Adult supervision required.



ONLINE VIDEO

### COG System® P3918

Distribute weight to the best center of gravity (CoG) location and optimize the performance of your car. Two adjustable, screw-in Tungsten CoG Weights (0.5 oz / 14.1 g each) make it possible to distribute weight quickly and easily. Test your racer’s speed and fine-tune weight placement with the included adjustment tool. Includes drill bit. CoG System is designed to fine-tune a car’s center of gravity and is not intended to overcome extreme weight distribution.

Patented Product

**⚠ WARNING:** Model building item, not a toy! Not intended for children under 14 years!



# PineCar

## Axles & Polishing Kit P359

Use this kit to improve your racer's performance by reducing axle friction. Includes five axles, a sheet of 600-grit wet/dry sandpaper and polishing pumice.

ONLINE VIDEO




**⚠ WARNING:** Model building item, not a toy! Not intended for children under 14 years!

## Micro-Polishing System™ P4038

Use this progressive micro-polish system to reduce axle friction for a smooth spin! Use the triangular file to remove flash, chamfer and/or notch axles. Then progressively polish with seven grits of polishing paper (400, 600, 800, 1000, 1200, 1500 and 2000). Kit includes magnifier to monitor your polishing progress and enough material to polish axles for five cars. For that racing edge, follow up with the Diamond Finishing Kit.

ONLINE VIDEO

**⚠ WARNING:** Model building item, not a toy! Not intended for children under 14 years!




## Diamond Finishing Kit™ P4039

Take axle finishing to the ultimate level for the slickest spin! Equivalent to an 8000-grit polishing cloth, this specially formulated diamond compound removes the finest axle and hub imperfections and scuffs. Use as the final finish to a progressive polish with the Micro-Polishing System. Kit contains enough material to finish axles and hubs for five racers. Works with one-piece and nail-type axles.

Diamond Finishing Kit Compound: 1 g (0.03 oz)

ONLINE VIDEO



**⚠ WARNING:** Model building item, not a toy! Not intended for children under 14 years!

## Speed Kit P356

Use this kit to improve the overall performance of your racer. Kit includes Hob-E-Lube Dry Graphite Lubricant, a Wheel Turning Mandrel, Axles & Polishing Kit and a lead-free Bar Weight with screws. Kit offers savings over purchasing items separately.

Bar weight: 2 oz (56.6 g)

Lubricant: 6.5 g (0.22 oz)

ONLINE VIDEO

**⚠ WARNING:** Model building item, not a toy! Not intended for children under 14 years!



## Wheel Turning Mandrel P357

This mandrel holds wheels securely in a drill while removing parting seams for a smooth, fast-running racer. Package includes a two-piece mandrel and two grits of sandpaper (120 and 220).

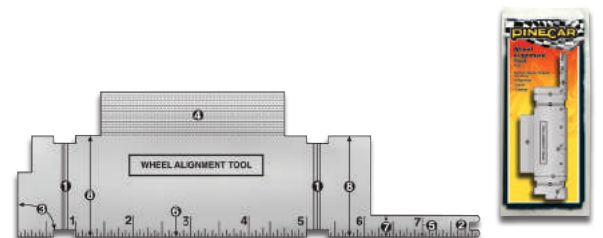
ONLINE VIDEO

**⚠ WARNING:** Model building item, not a toy! Not intended for children under 14 years!



## Wheel Alignment Tool P456

Use this tool to make certain your racer meets size specifications. Especially helpful when building your racer to check axle slots for alignment, clearance between wheels and racer body, camber and toe-in and toe-out. It also measures racer length, width and clearance between bottom of racer and track.



## Round Weights and Combo Weights

Insert lead-free Round and Combo Weights into the body of the racer, or attach Combo Weights to the sides.

Round weights are designed to fit a 3/8" (9.5 mm) hole.

**WARNING:** Choking Hazard! Small parts. Not intended for children under 3 yrs. Adult supervision required.

ONLINE VIDEO



**Round** P350  
1 oz (28.3 g) each



**Combo** P354  
0.5 oz (14.1 g) each



## Adjustable Stick-On and Designer Stick-On Weights

Attach lead-free Stick-On Weights to the bottom of your racer. For a custom look, attach Designer Stick-On Weights to the sides. Two-sided tape included.

**WARNING:** Choking Hazard! Small parts. Not intended for children under 3 yrs. Adult supervision required.

ONLINE VIDEO



**Adjustable Stick-On** P378  
1 oz (28.3 g) each



**Designer Stick-On** P379  
1 oz (28.3 g) each



## Tapered, Strip and Bar Weights

Attach or countersink these weights under your racer. Predrilled holes make installation easy. Screws included.

**WARNING:** Sharp Objects! Choking Hazard! Small parts. Not intended for children under 3 yrs. Adult supervision required.

ONLINE VIDEO



**Tapered** P351  
2 oz (56.6 g)



**Strip** P352  
1 oz (28.3 g) each



**Bar** P353  
2 oz (56.6 g)




## Aerodynamic Racer Weight P3926

- For thin car designs
- Designed with weight in the back
- Top-mount Weight
- Lead-free

2.2 oz. (62.3 g)

**WARNING:** Sharp Objects! Choking Hazard! Small parts. Not intended for children under 3 yrs. Adult supervision required.



## Chassis Weights™

Lead-free Chassis Weights expertly replicate the underbody of real cars. Available in four detailed styles. Weights are simple to install and incremental to allow easy last minute adjustment. Screws included.

Patented Product


**WARNING:** Sharp Objects! Choking Hazard! Small parts. Not intended for children under 3 yrs. Adult supervision required.



**4 Wheel Drive** P3910  
2 oz (56.6 g)





**Rear Wheel Drive** P3911  
2 oz (56.6 g)



**Maximum Torque** P3912  
2 oz (56.6 g)



**Rocket Car** P3913  
2.25 oz (63.7 g)



## Tungsten Incremental Weights™

With almost 3x the density of traditional weights, tungsten offers more control over precise weight distribution. Incremental weight design allows you to weight your racer in exact 1/16-ounce increments to the maximum weight allowed. Cylinder weights designed to fit a 3/8" (9.5 mm) hole.


ONLINE VIDEO




**Cylinder Weights** P3914  
2 oz (56.6 g)



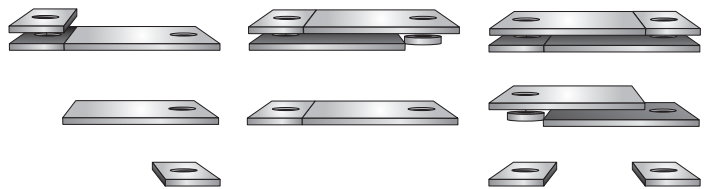
**Cylinder Weights** P3915  
3 oz (85 g)



**Plate Weights** P3916  
2 oz (56.6 g)



**Plate Weights** P3917  
3 oz (85 g)



**WARNING:** Choking Hazard! Small parts. Not intended for children under 3 yrs. Adult supervision required.

**WARNING:** Sharp Objects! Choking Hazard! Small parts. Not intended for children under 3 yrs. Adult supervision required.

## Tungsten Putty Weight P3922

Last minute modifications have never been easier. Tungsten Putty Weight is easy to mold and shape, and is non-hardening. Use for precision control over weight location and amount, perfect for fine-tuning center of gravity.

1 oz (28.3 g)



**WARNING:** Choking Hazard! Small parts. Not intended for children under 3 yrs. Adult supervision required.

## EZ-Cut Tungsten Weights™ P3923

A tungsten weight you can cut! EZ-Cut Tungsten Weights are extremely versatile. They are easy to cut, carve and sand. Customize the weight to achieve precise weight requirements.

2 oz (56.6 g)




**WARNING:** Choking Hazard! Small parts. Not intended for children under 3 yrs. Adult supervision required.

## Tungsten CoG Weights™ P3919

Fine-tune your car's Center of Gravity (CoG) and optimize performance and stability. Includes four 0.5 oz (14.1 g) screw-in Tungsten CoG Weights. Use individually or as 2 to 4-unit sets. Screw-in and adjust with an Allen wrench.

Patented Product

ONLINE VIDEO




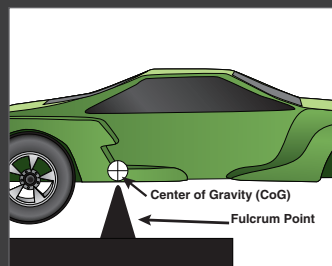
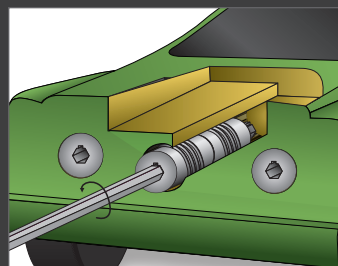
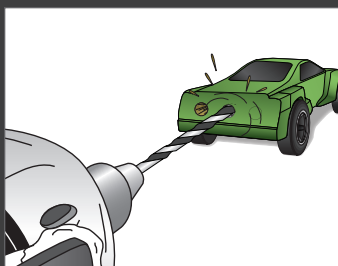
**WARNING:** Choking Hazard! Small parts. Not intended for children under 3 yrs. Adult supervision required.

Drill 23/64" weight cavities at desired locations in rear of racer.

Install Tungsten CoG Weights with a 3 mm Allen wrench.

Locate center of gravity by balancing racer on a fulcrum point.

Adjust Weights and measure again to fine-tune center of gravity.



## Tools, Accessories & Adhesives

From tools to glue, these products are specially formulated to help you create a winning racer, improve racer performance and proudly display your hard work.

### Racer Shaping Tools P3930

All the tools you need in one package! Coping saw and rasp help you transform a block of wood into a magnificent racer. Includes five different specialty blades for various cutting options. Medium blade for wood, fine blade for wood or plastic, extra-fine blade for metal or wood, fine blade for metal and wood and a hacksaw blade for cutting metal. Use these tools for other crafts too. Length between blade pins is 6 1/2" (16.5 cm).

ONLINE VIDEO



**WARNING:** Model building item, not a toy! Not intended for children under 14 years!



### Sandpaper Assortment P380

Includes two each of three grades of quality sandpaper, 220-grit (fine), 120-grit (medium) and 80 grit (coarse). Fits easily around a small wooden block to make a sanding tool.



ONLINE VIDEO

### Sanding Pads P3932

Two Sanding Pads, 220-grit (fine) and 100-grit (medium), help you achieve a perfectly smooth finish before and during the painting process. These foam-backed pads mold to fit any object. Clean with water and reuse. Use wet or dry.



### Show Wheels P349

Cast metal "mags" with rubber tires, designed for displaying your car before and after the race. These wheels are not intended for racing. Includes four axles.



ONLINE VIDEO

### Body Putty P3928

Use to repair sandable gaps, cuts or scratches on your racer. Works great as an all-over smoothing compound and sealer. Spatula included.

0.5 fl oz (14.7 mL)

**WARNING:** Sharp objects! Choking Hazard! Small parts. Not intended for children under 3 yrs. Adult supervision required.

**WARNING:** Choking Hazard! Small parts. Not intended for children under 3 yrs. Adult supervision required.



### Formula Glue® P384

Formula Glue is high-tack hobby glue that sets fast for instant hold and gap filling to adhere uneven surfaces. It is impact resistant and you can paint it. Formula Glue has no harmful odors, is non-toxic, non-flammable, dries clear and is water-soluble. Use on porous and non-porous surfaces, and it is compatible with wood, paint, metal and plastic.

0.5 fl oz (14.7 mL)

**WARNING:** Choking Hazard! Small parts. Not intended for children under 3 yrs. Adult supervision required.



### Super Glue P381

Instantly bonds almost everything to anything. Ideal for attaching Custom Parts and designer details.

3 g (0.105 mL)

**WARNING:** Choking Hazard! Small parts. Not intended for children under 3 yrs. Adult supervision required.



### Racer Display Stand P382

Preserves your racer in trophy-like splendor. Sleek metal bracket holds any PineCar or SailBoat Racer and mounts onto a solid oak base.

**WARNING:** Sharp objects! Choking Hazard! Small parts. Not intended for children under 3 yrs. Adult supervision required.



## Racing Wheels P347

Includes four replacement wheels and axles. Check your local race rules concerning specifications for wheels and axles.

**⚠ WARNING:** Sharp objects! Choking Hazard! Small parts. Not intended for children under 3 yrs. Adult supervision required.



## Axle Keepers™ P458

- Keep axles firmly in place
- Axles stay secure if car is dropped
- Prevent wood from splitting
- Clear for race-day inspection
- Maintains adequate track clearance

**⚠ WARNING:** Sharp objects! Choking Hazard! Small parts. Not intended for children under 3 yrs. Adult supervision required.

ONLINE VIDEO



## 5 Axles P457

Replace damaged or lost axles with these 1-inch axles. Meets BSA®\* specifications.


\*BSA® is a Boy Scouts of America registered trademark

**⚠ WARNING:** Sharp objects! Choking Hazard! Small parts. Not intended for children under 3 yrs. Adult supervision required.

## Precision Tools

Precision Tools are CNC machined. These high-end tools are designed explicitly to correct standard manufacturing imperfections of mass-produced car bodies, axles and wheels and for fine-tuning a racer for optimum performance and speed. Made in U.S.A.

### BODY ALIGNMENT




## Axle Slot Jig P4610

For perfectly aligned axle slots

- Drill new axle holes or correct flaws in existing axle slots
- Ensure vertical and horizontal slot accuracy
- Drill raised hole for 3-wheel riding

**⚠ WARNING:** Model building item, not a toy! Not intended for children under 14 years!

### AXLE TUNING



## Axle Shaper P4612

Straighten axles and square axle heads

- Straighten axle shaft
- Square axle head to shaft centerline
- Bevel axle head

**⚠ WARNING:** Sharp objects! Choking Hazard! Small parts. Not intended for children under 3 yrs. Adult supervision required.

### WHEEL TRUEING



## Hub Tool P4609


- Ream wheel bores
- Square, cone and polish inner wheel hubs

## Total Hub Shaper P4614

Ream, square, cone and polish wheel hubs

- Ream wheel hubs
- Shape/cone and polish inner hub face
- Shave and square outer hub face

**⚠ WARNING:** Sharp objects! Choking Hazard! Small parts. Not intended for children under 3 yrs. Adult supervision required.




## Axle Placement Guide P4611

Ensure accurate wheel spacing and axle nail alignment

- Install axles straight into slots
- Establish proper gap between wheels and body
- Use with axle holes or axle slots

**⚠ WARNING:** Sharp objects! Choking Hazard! Small parts. Not intended for children under 3 yrs. Adult supervision required.




## Straight Tracker P4613

Accurately bend axles to force straight tracking

- Adjust steering by bending axles 1.5° or 2.5°
- Track straight or apply "rail riding" method
- Must use with Axle Shaper

**⚠ WARNING:** Sharp objects! Choking Hazard! Small parts. Not intended for children under 3 yrs. Adult supervision required.



## Wheel Lathe P4615

Round and smooth wheels precisely

- Shave high points for truly round wheels
- True inner wheel edge
- Make all wheels equal size
- Must use with Hub Tool or Total Hub Shaper

**⚠ WARNING:** Sharp objects! Choking Hazard! Small parts. Not intended for children under 3 yrs. Adult supervision required.



## Organize a Race

PineCar offers everything needed to help you organize and hold a PineCar or Sailboat Derby. Derby races are fun, educational year-round activities. They are ideal for camps, vacation Bible schools, local fundraising events, birthday parties and other group and organization activities.

### PineCar Race Package P459

This complete package includes everything you need to hold a race.

Package Contents:

- Weigh-In Digital Scale (weighs 600 g/21.1 oz)
- PineCar Speedway (32' / 9.75 m, four-lane track)
- Conformity Gauge
- Program Guide
- Elimination Charts
- Registration Forms
- Stick-On Number Labels
- Winner Ribbons
- Participant Certificates
- Decorative Pennants

**WARNING:** Choking Hazard! Small parts. Not intended for children under 3 yrs. Adult supervision required.

Ideal for scouts, schools, camp and church groups.

ONLINE VIDEO



Racers sold separately. Institutional pricing available.

### PineCar Speedway P455

This regulation, four-lane track is 32-feet (9.75 m) long and made of lightweight, durable cardboard. It features a starting gate, finish line and braking section, and the tower sports a bright, colorful racing motif. Assembles and disassembles quickly, and stores neatly in the reusable carton for next year's race.

### Elimination Charts, Forms and Stickers P453

Double Elimination Chart, Registration Forms and Stick-On Numbers are used for tracking race participants, logging and numbering up to 150 racers.

## PineCar 6 Packs

### 6-Pack Block/Wedge with Wheels and Axles

Wedge Block P4050  
Basic Block P4051

### 6-Pack Pre-Cut with Wheels and Axles

|                   |                 |
|-------------------|-----------------|
| Funnycar P4052    | Ferrari P4056   |
| Grand Prix P4053  | Dragster P4057  |
| Roadster P4054    | GT Racer P4058  |
| Deuce Coupe P4055 | Truckster P4059 |

**WARNING:** Sharp objects! Choking Hazard! Small Parts. Not intended for children under 3 yrs. Adult supervision required.



### Weigh-In Digital Scale with Conformity Gauge P452

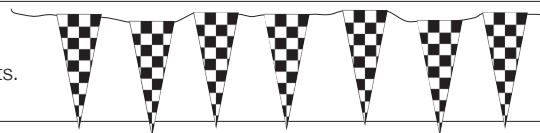
This pocket-sized digital scale goes wherever the derby takes you! The scale weighs items up to 600 grams (21.1 oz). Use the protective cover as a self-contained weighing surface for small parts, and the readout is a backlit LCD display. Scale dimensions are 4" x 3" x 3/4" (10.1 cm x 7.62 cm x 1.9 cm), and it operates using two AAA batteries (included). The Conformity Gauge makes race day check-in and registration a breeze! Quickly check car length, overall width, width between the wheels and track clearance.



**WARNING:** Choking Hazard! Small parts. Not intended for children under 3 yrs. Adult supervision required.

### Decorative Racing Pennants P429

Twenty-five foot (7.62 m) string of black and white 12" x 18" (30.4 cm x 45.7 cm) plastic pennants.



## Certificates, Ribbons and Trophies

### Participant Certificates P425

Certificates for 25 race participants

### Participant Ribbons P426

Ten green ribbons

### Winner Ribbons P427

Three racer and three craftsman (1st, 2nd and 3rd)

### Race Official/Special Award Ribbons P428

Ten yellow ribbons

### Special Award Trophy P430 4" (10.1 cm)

### Third Place Trophy P431 7" (17.7 cm)

### Second Place Trophy P432 8" (20.3 cm)

### First Place Trophy P433 9" (22.8 cm)

### Deluxe Third Place Trophy P434 10" (25.4 cm)

### Deluxe Second Place Trophy P435 11" (27.9 cm)

### Deluxe First Place Trophy P436 12" (30.4 cm)



# PineCar

## SailBoat Racer® Kit SR470

Kit includes a precut wood hull and mast, sail, plastic rudder and lead-free metal keel. Easy to assemble. Decorate with a variety of colorful decals, or for a cool paint alternative, use Body Skin Custom Transfers. Sailboat Racer Hull: 2 1/8" w x 6 7/8" l (5.39 cm x 17.4 cm)

Meets BSA® specifications. BSA® is a Boy Scouts of America registered trademark

**WARNING:** Sharp objects! Choking Hazard! Small Parts. Not intended for children under 3 yrs. Adult supervision required.



Racer Kit shown with Body Skin Custom Transfer Freedom Flag (P3980).

## SailBoat Racer Decals

Decals come in bright, nautical colors and are designed to fit hulls, decks and sails of SailBoat Racers. Dry Transfer Decals are applied easily.

Sheet size: 4" x 5" (10.1 cm x 12.7 cm)



Wind Weaver SR481




Barracuda SR482



Fittings & Markings SR483




Puff SR484




Comet SR485



Viking SR486



Saber SR487



Dolphin SR488

## Certificates, Ribbons and Trophies

### Participant Certificates SR437

Certificates for 25 race participants

### Participant Ribbons SR438

Ten green ribbons

### Winner Ribbons SR439

Three racer and three craftsman (1st, 2nd and 3rd)

### Race Official/Special Award Ribbons SR440

Ten yellow ribbons

### Special Award Trophy SR441 4" (10.1 cm)

### Third Place Trophy SR442 7" (17.7 cm)

### Second Place Trophy SR443 8" (20.3 cm)



### First Place Trophy SR444 9" (22.8 cm)

### Deluxe Third Place Trophy SR445 10" (25.4 cm)


### Deluxe Second Place Trophy SR446 11" (27.9 cm)

### Deluxe First Place Trophy SR447 12" (30.4 cm)





## MERCHANDISERS & ASSORTMENTS



# Merchandiser & Assortments

Merchandisers and assortments attract customer attention with bright headers and sellable products. Set these compact and space-saving merchandisers on the floor, countertop or shelves, or hang on pegboards or slat walls. Our merchandisers are easy to assemble and have reorder tags for easy product replenishment. *Merchandiser measurements include product.*



## SubTerrain

### SubTerrain Merchandiser ST1490

The SubTerrain Merchandiser displays more than 30 different products from the SubTerrain System, including foam components, Plaster Cloth, Track-Bed, a manual and video, plus all the necessary tools and adhesives. Merchandiser stands on the floor. Knocker Test Board included. 32 1/2" w x 24" d x 88" h (82.5 cm x 60.9 cm x 223 cm)

### SubTerrain Display Assortment ST1495 (2-12 ea of 33)

### SubTerrain Expansion Merchandiser ST1491

The Expansion Merchandiser has adjustable shelves, giving your SubTerrain Merchandiser room to grow. The merchandiser stands on the floor. 15 1/2" w x 24" d x 53" h (39.3 cm x 60.9 cm x 134 cm)

### Expansion Assortment ST1492 (1-4 ea of 7)

### Project Foam Assortment ST1497 (3-6 ea of 6)

Product descriptions on pages 4, 6-9, 20, and 22-23.

*SubTerrain Merchandiser shown with two Expansion Merchandisers.*



*Pegboard Display*

*C1300 Merchandiser & C1296 Assortment*

## Terrain

### Terrain Center Merchandiser C1300

Spinning floor display merchandiser or pegboard display holds 133 Terrain System products. It has a colorful header and assembles easily. 35 1/4" w x 29 3/4" d x 86 1/2" h (89.5 cm x 75.6 cm x 219.7 cm) Floor Spinner or 93" w x 81" h (236.2 cm x 205.7 cm) Pegboard Display

### Terrain Display Assortment C1296 (2-6 ea of 133)

### Terrain Upgrade Assortment C1297 (1-6 ea of 133)

Product descriptions on pages 4, 8-19 and 22-23.



*Pegboard Display*

*LS2001 Merchandiser & LS2020 Assortment*

## Landscape

### Landscape Center Merchandiser LS2001

Merchandiser displays 104 different scenery products, is a modular floor spinner with a full-color header, or can be mounted on pegboard. 28" w x 31" d x 88" h (71.1 cm x 78.7 cm x 223 cm) Floor Spinner or 72" w x 17" d x 84" h (182 cm x 43.1 cm x 213 cm) Pegboard Display

### Landscape Assortment LS2020 (4-8 ea of 104)

Product descriptions on pages 4, 23-30, 23-32, 42 and 45 .



ST1489 Merchandiser & ST1466 Assortment

## Track-Bed

### Track-Bed Roll Merchandiser ST1489

Merchandiser holds Track-Bed Rolls, Super Sheets, Foam Tack Glue and Foam Nails. Stand merchandiser on the floor or hang on pegboard. Knocker Test Board included.

31" w x 14" d x 45" h (78.7 cm x 35.5 cm x 114 cm)

### Track-Bed Roll Assortment ST1466 (8-12 ea of 7)

### HO/O & N Scale Sheet Assortment ST1465 (2-3 ea of 2)

### HO Bulk Pack Strip Assortment ST1498 (4-8 ea of 2)

### N Bulk Pack Strip Assortment ST1499 (4-8 ea of 2)

Product descriptions on pages 9 and 20.



Architectural Scale People Assortment A2012

Architectural Model Landscape Assortment LS2011

## Architectural Landscape

### Architectural Model Landscape Assortment LS2011

Includes full-color header

34 1/2" w x 9" d x 55" h (87.6 cm x 22.8 cm x 139 cm)

### Architectural Scale People Assortment A2012 (2 ea of 7)

Product descriptions on pages 23-28, 31, 47-57, 130 and 133.



T1396 Assortment

FL1630 Assortment

B1398 Assortment

## Shakers

### Shaker Merchandiser BT1399

Merchandiser holds 36 Canister Shakers. It is a counter, shelf, pegboard or slat wall display and includes a two-color header. No assembly required.

17" w x 9" d x 26 1/2" h (43.1 cm x 22.8 cm x 67.3 cm)

### Underbrush, Bushes and Flock Assortment FC1630 (2 ea of 18)

### Ballast Shaker Assortment B1398 (2 ea of 18)

### Turf Shaker Assortment T1396 (2 ea of 18)

### Static Grass Flock Assortment FL630 (2 ea of 6)

Product descriptions on pages 21 and 24-28.

\*All Assortments above shown on Merchandiser BT1399



## ReadyGrass Vinyl Mat

### ReadyGrass Vinyl Mat Merchandiser RG5096

Wire merchandiser displays the four sizes of grass mats. Large, Medium and Small Rolls and Project Sheets are each available in five realistic colors. Coordinating accessories include Mat Adhesive, Road Kit, Water Kit, Landscape Kit and Tree Kit.

27" w x 16 1/2" d x 51 1/2" h (68.5 cm x 41.9 cm x 130 cm)

### ReadyGrass Vinyl Mat Assortment RG5104 (2-6 ea of 25)

Product descriptions on page 31.

RG5096 Merchandiser & RG5104 Assortment



## Learning Kits

### Learning Kit Assortment LK945 (2 ea of 6)

Includes full-color header

18 3/4" w x 6 1/2" d x 38" h (47.6 cm x 16.5 cm x 96.5 cm)

Product descriptions on page 5.

# Merchandiser & Assortments



**Forest Canopy**  
**Forest Canopy Assortment** F1655 (2 ea of 4)  
 Product descriptions on page 43.



**Ready Landforms**  
**Ready Landforms Assortment** C1305 (2-4 ea of 6)  
 Product descriptions on page 32.



TT4590 Merchandiser &  
 TT4591 Assortment

**Tidy Track**  
 Vinyl panel for pegboard display.  
 19 1/4" w x 7" d x 37 1/2" h (48.8 cm x 17.7 cm x 95.2 cm)  
**Tidy Track Merchandiser** TT4590  
**Tidy Track Assortment** TT4591 (4 ea of 14)  
 Product descriptions on pages 122-123.



T4640 Assortment

**Pollen**  
**Pollen Assortment** T4640 (4 ea of 9)  
 Assortment displays products on a pegboard.  
 11 1/4" w x 15" h (28.5 cm x 38.1 cm)  
 Product descriptions on page 32.



**Clinic**  
**Scenery Clinic** LK958  
 Use for in-store demonstrations, interactive clinics and/or to educate employees. Includes complete step-by-step instructions, an instructional DVD and all the materials necessary to paint and landscape six mountain dioramas.



FC998 Merchandiser & FC907 Assortment

**Clump-Foliage/Tree Kits**  
**Clump-Foliage/Tree Kit Merchandiser** FC998  
 Vinyl merchandiser hangs on pegboard and displays six different Clump-Foliage colors, six different Realistic Tree Kits and Hob-e-Tac Adhesive.  
 41" w x 8 1/2" d x 47" h (104 cm x 21.5 cm x 119 cm)  
**Clump-Foliage/Tree Kit Assortment** FC907 (2-8 ea of 13)  
 Product descriptions on pages 23, 26 and 45.



Pegboard Display

TR3496 Merchandiser & TR3493 Assortment

## Woodland Classics


### Woodland Classics Merchandiser TR3596

This floor spinner merchandiser includes a full-color header and reorder backing cards. It displays selections of Woodland Classics trees ranging in height from  $\frac{3}{4}$ " to 9" (1.9 cm to 22.8 cm), in colorful clamshell packaging. 24  $\frac{1}{2}$ " w x 25" d x 78" h (62.2 cm x 63.5 cm x 198 cm) Floor Spinner or 60" w x 11" d x 73" h (152 cm x 27.9 cm x 185 cm) Pegboard Display

### Woodland Classics Trees

#### Complete Assortment TR3493 (2-4 ea of 47)

Product descriptions on pages 38-39.



TR1599 Merchandiser & TR1590 Assortment

## Ready Made Realistic Trees

### Ready Made Realistic Trees Merchandiser TR1599

Merchandiser includes a full-color header, reorder backing cards and 50 hooks. It displays selections of deciduous and pine trees, ranging in size from  $\frac{3}{4}$ " to 9" (1.9 cm to 22.8 cm), in colorful, clamshell packaging. 40  $\frac{1}{2}$ " w x 10" d x 59" h (102 cm x 25.4 cm x 149 cm)

### Ready Made Realistic Trees Assortment TR1590 (2-4 ea of 25)

Product descriptions on pages 40-41.



TR1700 Merchandiser & TR 1692 Assortment

## Premium Trees

### Premium Trees Merchandiser TR1700

Merchandiser includes a full-color header, reorder backing cards and 56 hooks. It displays various species of trees, ranging in size from 1  $\frac{1}{2}$ " to 6" (3.81 cm to 15.2 cm), in colorful, clamshell packaging. 42" w x 10" d x 37  $\frac{1}{4}$ " h (106 cm x 25.4 cm x 94.6 cm)

### Premium Trees Complete Assortment TR1692 (2 ea of 28)

Product descriptions on pages 34-36.



TR1597 Merchandiser & TR1593 Assortment

## Ready Made Trees Value Pack

### Ready Made Trees Value Pack Merchandiser TR1597

Merchandiser includes a full-color header, reorder backing cards and 26 hooks. It displays colorful, clamshell packages of pine and deciduous trees. Trees range in size from  $\frac{3}{4}$ " to 8" (1.9 cm to 20.3 cm). 32" w x 8  $\frac{1}{2}$ " d x 61  $\frac{1}{2}$ " h (81.2 cm x 21.5 cm x 156 cm)

### Ready Made Trees Value Pack Assortment TR1593 (2 ea of 13)

Product descriptions on page 42.

# Merchandiser & Assortments

## Scenic Accents

These economically priced N, HO, O and G scale works of art exude personality—their natural charm and realistic appearance steal the show. Sculpted figures, animals and accessories are hand painted in fine detail, adding color, interest and life to any layout.



*(Photos are a representation of Assortments & Merchandiser)*



### N Scale

#### N Scale Scenic Accents Swinger Merchandiser A2106

Feature your N scale Scenic Accents on pegboard with this space-saving Swinger Merchandiser display. Includes six Display Panels, Panel Pulls plus a Bracket that holds the Complete Assortment with room to grow.

21" w x 10 1/4" d x 32 1/2" h (53.3 cm x 26 cm x 82.5 cm)

#### N Scale Swinger Add-On Panel A2109

#### Grip and Glue Chute Merchandiser A2107

This optional Grip and Glue Chute hangs next to the N Scale Merchandiser and holds 16 Gentle Grips and dispenses 12 bottles of Scenic Accents Glue.

3" w x 10" d x 25 1/2" h (7.62 cm x 25.4 cm x 64.7 cm)

#### Grip and Glue Chute Assortment A2108 (4-12 ea of 2)

#### N Scale Scenic Accents Complete Assortment A2444 (1 ea of 79)

Product descriptions on pages 47-57.

### HO Scale

#### HO Scale Scenic Accents Swinger Merchandiser A18046

Merchandiser includes 11 Display Panels and 2 Brackets plus a separate dispenser for 12 bottles of Scenic Accents Glue and 16 Gentle Grips. This durable, compact merchandiser easily hangs on pegboard. Its unique ability to maximize inventory space makes it a sure bet, by incorporating swinging display panels with Panel Pulls for easy viewing of the HO scale Scenic Accents. The Swinger comes with a colorful 6" x 20" (15.2 cm x 50.8 cm) header.

51" w x 10 1/4" d x 32 1/4" h (129 cm x 26 cm x 81.9 cm)

#### HO Scale Swinger Add-On Panel A1806

10 3/4" w x 2 3/4" d x 24 1/2" h (27.3 cm x 6.98 cm x 62.2 cm)

#### HO Scale Swinger Add-On Panel and Bracket A18061

#### HO Scale Scenic Accents Complete Assortment A1751 (1 ea of 133)

Product descriptions on pages 47-57.



### O Scale

#### O Scale Scenic Accents Complete Assortment A2927 (1 ea of 44)

Assortment includes a full-color header.

28 1/2" w x 2 1/2" d x 73 1/2" h (72.3 cm x 6.35 cm x 186 cm)

Product descriptions on pages 47-56.

### G Scale

#### G Scale Scenic Accents Complete Assortment A2661 (1 ea of 47)

Assortment includes a full-color header.

33 1/2" w x 4 1/2" d x 70" h (85 cm x 11.4 cm x 177 cm)

Product descriptions on pages 58-60.



## AutoScenes

AutoScenes are finely sculpted and custom painted capturing the '40s and '50s eras.

(Photos are a representation of Assortments & Merchandiser)



## N Scale

### N Scale AutoScenes Complete Assortment AS5294 (1 ea of 25)

Header not included but available upon request.

21 1/2" w x 3" d x 20 1/2" h  
(54.6 cm x 7.62 cm x 52 cm)

Product descriptions on pages 63-66.

## HO Scale

### HO Scale AutoScenes Complete Assortment AS5473 (1 ea of 44)

Assortment includes a full-color header.

21 3/4" w x 4" d x 42 1/2" h  
(55.2 cm x 10.1 cm x 107 cm)

Product descriptions on pages 63-66.

## Just Plug

### Just Plug Assortment with Merchandiser JP5780 (4-8 ea of 18)

Vinyl panel for pegboard display.  
20" w x 6" d x 30" h (50.8cm x 15.2 cm x 76.2 cm)

### Just Plug Light Add-On Assortment JP5781 (2 ea of 8)

3" w x 6" d x 27" h (7.62 cm x 15.2 cm x 68.5 cm)


### Just Plug Street & Wall Mount Lights Assortment with Merchandiser JP5671 (4 ea of 18)

Vinyl panel for pegboard display.  
20" w x 6" d x 30" h (50.8cm x 15.2 cm x 76.2 cm)

Product descriptions on pages 68-69.



JP5780 Assortment and JP5781 Assortment



JP5671 Assortment

# Merchandiser & Assortments

## Landmark Structures Building Kits

Pre-Fab Building Kits packaged in sturdy, brightly colored boxes. Box artwork provides four shelving options to make the most of your display space.

*(Photos are a representation of Assortment packaging)*



### N Scale

**N Scale Landmark Structures Assortment** PF5261 (1 ea of 15)

Product descriptions on pages 80-84.



### HO Scale

**HO Scale Landmark Structures Assortment** PF5233 (1 ea of 17)

Product descriptions on pages 80-85.



### O Scale

**O Scale Landmark Structures Assortment** PF5940 (1 ea of 6)

Product descriptions on pages 80-85.

## Gold Kits

Gold Kits are themed building kits that create entire scenes with loads of details.



### N Scale

**N Scale Gold Kit Assortment** 60099A (2 ea of 4)

Product descriptions on pages 86-87.

## Built-&Ready Landmark Structures

Built-&Ready Landmark Structures are preassembled, architecturally detailed buildings that are hand-painted and come in see-through, stackable packages with four-sided product visibility. Shipped in a separate protective box.

*(Photos are a representation of Assortment packaging)*



### N Scale

**N Scale Built-&Ready Landmark Structures Complete Assortment** BR4909 (1 ea of 24)

Product descriptions on pages 71-79.

### HO Scale


**HO Scale Built-&Ready Landmark Structures Complete Assortment** BR4978 (1 ea of 34)

Product descriptions on pages 71-79.

### O Scale

**O Scale Built-&Ready Landmark Structures Complete Assortment** BR5808 (1 ea of 14)

Product descriptions on pages 71-79.



### HO Scale

**HO Scale Gold Kit Assortment** 40099E (2 ea of 7)

Product descriptions on page 92-93.



## N Scale Building Kits

**N Scale Kit Assortment** 50099B (2 ea of 16)

Assortment includes a two-color sign, reorder tags and a plan-o-gram.  
27" w x 2" d x 32" h (68.5 cm x 5.08 cm x 81.2 cm)

Product descriptions on pages 88-90.



## N Scale Modular System

**N Scale Modular Assortment** 60100 (6-20 ea of 14)

Assortment includes a two-color sign, reorder tags and a plan-o-gram.  
21" w x 6" d x 27" h (53.3 cm x 15.2 cm x 68.5 cm)

Product descriptions on page 91.



## HO Scale Building Kits

**HO Scale Kit Assortment** 10067 (1 ea of 36)

Assortment includes a two-color sign, a set of four-color reorder cards and a plan-o-gram.

38" w x 4 1/2" d x 68" h (96.5 cm x 11.4 cm x 172 cm)

Product descriptions on pages 94-100.



## HO Scale Modular System

**HO Scale Designer Bulk Pack Modular Assortment** 30199

Assortment can be displayed as shown, or arranged to fit your available space. Includes a full-color header.

48" w x 5" d x 59" h (121 cm x 12.7 cm x 149 cm)

**HO Scale Complete Designer Bulk Pack Modular Assortment** 301H (2-10 ea of 50)

**Designer Pack Modular Merchandiser and Assortment** 301J (2-4 ea of 7)

Product descriptions on pages 101-105.



## O Scale Building Kits

**O Scale Building Kit Assortment** 80099 (2 ea of 3)

Product descriptions on page 106.



## O Scale Modular System

**O Scale Modular**

**Assortment** 90199 (2-10 ea of 12)

Assortment includes a two-color sign, reorder tags and a plan-o-gram.

19 1/2" w x 5" d x 34" h (49.5 cm x 12.7 cm x 86.3 cm)

Product descriptions on page 107.

# Merchandiser & Assortments



M120 Assortment

## Mini-Scenes

### Mini-Scene Assortment M120 (2-6 ea of 15)

Twelve Kits, Paint Sets, Pewter Patina Finish and Glass Display Dome and Bases.

Product descriptions on page 111.



TS150 Merchandiser and Assortment

## Trackside Scenes

### HO Scale Trackside Scenes

#### Merchandiser and Assortment TS150 (2 ea of 4)

Cardboard merchandiser is a counter or shelf display that holds 8 kits. Each kit contains over 70 pieces.

11" w x 10 3/4" d x 12" h (27.9 cm x 27.3 cm x 30.4 cm)

Product descriptions on page 110.



TS156 Assortment



S5 Assortment

## Complete Scenes

### HO Scale Complete Scenes Assortment S5 (2 ea of 3)

Assortment includes three different HO scale scenes! Each kit has a different size footprint.

#### HO Scale Scene Kit Assortment TS156 (1 ea of 7)

Assortment includes 4 Trackside Scenes and 3 Complete Scenes.

Product descriptions on page 110.



D299 Merchandiser & D295 Assortment

## Scenic Details


### HO Scale Scenic Details Merchandiser D299

Merchandiser displays 47 Scenic Details. This two-sided spinner sits on a counter or shelf. Includes a bright header.

#### Scenic Details Assortment D295 (2 ea of 47)

16 1/2" w x 15" d x 40" h (41.9 cm x 38.1 cm x 101 cm)

Product descriptions on pages 61-62, 67 and 109.



HL695 Merchandiser & HL690 Assortment

## Hob-E-Lube

### Hob-E-Lube Merchandiser HL695

Counter, shelf or pegboard merchandiser, which holds lubricants and Workbench Assortment. Also included is product information, so your customer can choose the right lubricant.

24" w x 12" d x 12" h (60.9 cm x 30.4 cm x 30.4 cm)

#### Hob-E-Lube Assortment HL690 (4 ea of 8)

Product descriptions on page 124.



HL691 Assortment

## Hob-E-Lube Premium Oils

### Hob-E-Lube Premium Oils Assortment HL691 (4 ea of 4)

Assortment includes a free 8" x 8" (20.3 cm x 20.3 cm) backing card and displays 4 different Premium Oils. These oils have a special 2 1/4-inch (5.71 cm) needle tip applicator.

Product descriptions on page 124.



DT595 Merchandiser & DT594 Assortment



Pegboard Display

## Dry Transfer Decals

### Dry Transfer Decals Merchandiser DT595

Convenient counter/shelf or pegboard display that holds 47 different Dry Transfer Decals and 4 Dry Transfer Burnishers. It allows for immediate viewing and access. No assembly required.

23" w x 8 3/4" d x 9 3/4" h (58.4 cm x 22.2 cm x 24.7 cm) Counter Top or Pegboard Display

### Dry Transfer Decals Assortment DT594 (2-4 ea of 48)

Product descriptions on pages 118-120.



MG700 Merchandiser & MG795 Assortment



Pegboard Spinner

## Model Graphics

### Model Graphics Merchandiser MG700

Displays 64 different styles of high-quality Model Graphics and holds 6 Dry Transfer Burnishers. Counter, shelf or pegboard spinner with a two-color header.

17" w x 17" d x 35 1/2" h (43.1 cm x 43.1 cm x 90.1 cm) Counter Top or 17" w x 19" d x 35 1/2" h (43.1 cm x 48.2 cm x 90.1 cm) Pegboard Display

### Model Graphics Assortment MG795 (2-6 ea of 65)

Product descriptions on page 120.



Pegboard Display



H798 Merchandiser & Assortment

## Hob-Bits

### Hob-Bits Merchandiser and Assortment H798

Counter or pegboard display. It includes a two-color header with chart for determining the appropriate fastener. Miniature machine screws are available in four different styles and a variety of sizes. Hex nuts, washers, wrenches and taps are easily displayed.

15 3/4" w x 6 1/2" d x 13 1/4" h (40 cm x 16.5 cm x 33.6 cm) Counter Top or Pegboard Display

Product descriptions on page 124.

# Merchandiser & Assortments



SP4095 Merchandiser & SP4103 Complete Assortment

## Scene-A-Rama

**Scene-A-Rama Merchandiser** SP4095

Designed to set on the floor or fix squarely on a standard 15-inch (38.1 cm) gondola. Set merchandiser as an end cap, in an aisle or free standing anywhere in your store.

42" w x 15" d x 74" h (106 cm x 38.1 cm x 187 cm)

**Complete Assortment** SP4103 (4-6 ea of 28)

**Scene Setters Merchandiser** SP4094

**Scene Setters Clamshell Assortment** SP4330 (4 ea of 10)

**Project Pack Assortment** SP4321 (2 ea of 4)

**Scenery Assortment** SP4077 (4 ea of 19)

**Scene Setters Bag Assortment** SP4331 (4 ea of 14)

Product descriptions on pages 126-136.



Scene Setters Clamshell Assortment SP4330



Project Pack Assortment SP4321



Scenery Assortment SP4077



Scene Setters Bag Assortment SP4331



## Scene-A-Rama Built-Ups

**Volcano In-Store Built-Up** D7

Staged built-up demonstrates four easy steps to a great diorama. Set it by the Scene-A-Rama products to promote sales. This is a dealer direct item. 18" w x 12 1/2" d x 14 1/2" h (45.7 cm x 31.7 cm x 36.8 cm)

**Tepee In-Store Built-Up** D1

This built-up is the perfect example of a project that can be created using Scene-A-Rama. Set it next to your cash register, or the Scene-A-Rama Merchandiser, to draw attention and promote sales. This is a dealer direct item.

12 1/2" w x 9 1/2" d x 9 3/4" h (31.7 cm x 24.1 cm x 24.7 cm)



P3994 Merchandiser & P3881 Assortment

## PineCar

### PineCar Merchandiser P3994

Display the complete assortment, 132 products on a space-saving floor spinner with colorful header. Converted easily to a pegboard wall mount.

29" w x 26 3/4" d x 86" h (73.6 cm x 67.9 cm x 218 cm) Floor Spinner or  
76" w x 12" d x 86" h (193 cm x 30.4 cm x 218 cm) Pegboard Display

**PineCar Complete Assortment** P3881 (2-12 ea of 132)

**PineCar Starter Assortment** P3882 (2-6 ea of 132)

**PineCar Precision Tool Assortment & Merchandiser**  
P3883 (2 ea of 6)

**PineCar Full Body Assortment** P3884 (2 ea of 9)

**PineCar Basic Assortment** P3870 (2-7 ea of 12)

Product descriptions on pages 138-159.



Pegboard Display



Precision Tool Assortment & Merchandiser P3883



PineCar Full Body Assortment P3884



PineCar Basic Assortment P3870



SR495 Merchandiser & SR490 Assortment

## SailBoat Racer

### SailBoat Racer Merchandiser SR495

Shelf or wall unit that displays Assortment SR490.

24" w x 4 1/2" d x 19" h (60.9 cm x 11.4 cm x 48.2 cm)

**SailBoat Racer Assortment** SR490 (4-8 ea of 9)

Product descriptions on page 160.



|   |                   |   |          |
|---|-------------------|---|----------|
| <b>A</b>  |                   | Easy Rock Carving Tools .....           | 13       |
| Adhesives.....                                      | 9, 23, 32, 56     | Expansion Hub .....                     | 68       |
| Architectural Model Landscape Asst.....             | 165               | Extension Cables.....                   | 69       |
| Architectural Scale People Assortment .....         | 165               | <b>F</b>                                |          |
| Assortments & Merchandisers .....                   | 164-175           | Fasteners & Lubricants.....             | 126      |
| AutoScenes.....                                     | 62-65             | Field Grass .....                       | 26       |
| Assortments .....                                   | 169               | Figures & Accents.....                  | 46-61    |
| N, HO Scale .....                                   | 62-65             | Fine-Leaf Foliage .....                 | 44       |
| Auxiliary Switch.....                               | 68                | Fine Turf .....                         | 24       |
| <b>B</b>  |                   | Flex Paste.....                         | 8        |
| Ballast .....                                       | 21                | Flexi Edge.....                         | 22       |
| Shaker Assortment & Merchandiser.....               | 165               | Flowering Foliage.....                  | 28       |
| Blended Turf .....                                  | 24                | Flowers.....                            | 29       |
| Books.....  | 4                 | Foam Cutter Bow & Guide.....            | 9        |
| Broken Stumps .....                                 | 29                | Foam Knife.....                         | 8        |
| Buildings .....                                     | 72-111            | Foam Knife Blades .....                 | 8        |
| Building Kits .....                                 | 82-110            | Foam Nails .....                        | 8        |
| Building Sets .....                                 | 110,116, 117, 118 | Foam Pencils.....                       | 8        |
| Built-&-Ready Landmark Structures.....              | 72-81             | Foam Putty.....                         | 8        |
| Assortments .....                                   | 170               | Foam Sheets.....                        | 6, 7     |
| N, HO Scale .....                                   | 73-81             | Foam Tack Glue .....                    | 9        |
| O Scale .....                                       | 73-81             | Foliage.....                            | 28       |
| Bushes .....  | 25                | Foliage Clusters.....                   | 27       |
| <b>C</b>  |                   | Forest Canopy.....                      | 43       |
| Canister Shaker .....                               | 23                | Assortment.....                         | 166      |
| Canister Shaker Set.....                            | 23                | Fruit.....                              | 29       |
| Carving Plaster .....                               | 12                | <b>G</b>                                |          |
| City & Industry Building Set.....                   | 110, 117          | Gentle Grips .....                      | 56       |
| Clump-Foliage.....                                  | 26                | Glass Display Dome and Base.....        | 113      |
| Clump-Foliage/Tree Kit Assortment.....              | 166               | Grade Crossings.....                    | 22       |
| Coal .....  | 21                | Grand Valley Layout Kit.....            | 117      |
| Coarse Turf.....                                    | 24                | Building Set.....                       | 110, 117 |
| Complete Landscape Kit .....                        | 45                | Gravel.....                             | 22       |
| Complete Scenes.....                                | 112               | <b>H</b>                                |          |
| Assortment.....                                     | 172               | Hob-Bits.....                           | 126      |
| Connecting Cables .....                             | 69                | Assortment & Merchandiser.....          | 173      |
| Corner Module Kit .....                             | 115               | Hob-E-Lube .....                        | 126      |
| Corner Module Kit Stand .....                       | 115               | Assortment & Merchandiser.....          | 172      |
| Culverts .....                                      | 15                | Lubricants .....                        | 126      |
| Culverts, Retaining Walls & Portals.....            | 15-16             | Premium Oils .....                      | 126      |
| Cut Stumps.....                                     | 29                | Hob-e-Tac Adhesive .....                | 23       |
| <b>D</b>  |                   | Hot Wire Foam Cutters.....              | 9        |
| Dead Fall .....                                     | 29                | Replacement Wire .....                  | 9        |
| Decals & Graphics.....                              | 120-123           | <b>I</b>                                |          |
| Design Preservation Models Landmark Structures..... | 88-109            | Incline/Decline Sets and Starters ..... | 6-7      |
| Assortments & Merchandisers .....                   | 170-171           | <b>L</b>                                |          |
| Building Kits HO Scale.....                         | 96-102            | Landmark Structures.....                | 72-87    |
| Building Kits N Scale .....                         | 90-92             | Landmark Structures Building Kits.....  | 82-87    |
| Building Kits O Scale .....                         | 108               | Assortment.....                         | 170      |
| Gold Kits HO Scale.....                             | 94-95             | Landscape System.....                   | 23-33    |
| Gold Kits N Scale .....                             | 88-89             | Assortments & Merchandiser.....         | 164      |
| Modular HO Scale .....                              | 103-107           | Latex Rubber.....                       | 19       |
| Modular N Scale.....                                | 93                | Layout Kits .....                       | 114-119  |
| Modular O Scale.....                                | 109               | Layout System .....                     | 6-9      |
| Dry Transfer Burnisher .....                        | 120               | Lead-Free Metal Tree Kits .....         | 45       |
| Dry Transfer Decals.....                            | 120-123           | Hardwood Forest Kit.....                | 45       |
| Assortment & Merchandiser.....                      | 173               | Large Tree Kits .....                   | 45       |
| <b>E</b>  |                   | Pine Forest Kit .....                   | 45       |
| Earth Colors Liquid Pigment .....                   | 14                | Small Tree Kits.....                    | 45       |
| Earth Colors Kit .....                              | 14                | Learning Aids .....                     | 4-5      |
| Undercoat .....                                     | 14                | Learning Kits .....                     | 5        |
| E-Z Water.....                                      | 30                | Assortment.....                         | 165      |



|                                     |           |   |                |
|-------------------------------------|-----------|---|----------------|
| Landscape .....                     | 5         | Mat Adhesive.....   | 32             |
| River/Waterfall .....               | 5         | Project Sheets .....                                      | 32             |
| Road System.....                    | 5         | Road Kit .....  | 32             |
| Rock Faces .....                    | 5         | Tree Kit .....  | 32             |
| Scenery Details.....                | 5         | Water Kit .....   | 32             |
| Trees .....                         | 5         | Realistic Tree Kits .....                                 | 44             |
| LED Lights.....                     | 70        | Realistic Water.....                                      | 30             |
| Lichen .....                        | 27        | Retaining Walls .....                                     | 15             |
| Light Block Kit .....               | 69        | Risers .....  | 6, 7           |
| Light Diffusion Window Film.....    | 69        | River Pass Layout Kit.....                                | 118            |
| Light Hub .....                     | 68        | Building Kits .....                                       | 118            |
| Lighting System.....                | 67-71     | Scenery Kit.....  | 118            |
| Assortment.....                     | 169       | Track Pack .....  | 118            |
| Lights & Hub Set .....              | 68        | Road Riser .....  | 8              |
| Lightweight Hydrocal .....          | 12        | Road Striping Pens.....                                   | 22             |
| Low Temp Foam Glue Gun .....        | 9         | Road System.....  | 22             |
| Low Temp Foam Glue Sticks .....     | 9         | Paving Tape.....  | 22             |
| <b>M</b>                            |           | Smooth-It .....   | 22             |
| Mat Adhesive.....                   | 32        | Top Coat (Asphalt) .....                                  | 22             |
| Merchandisers & Assortments .....   | 163-175   | Top Coat (Concrete) .....                                 | 22             |
| Mini-Scene Kits .....               | 113       | Rock Molds .....  | 18-19          |
| Assortment & Merchandiser.....      | 172       | Rocks.....  | 17-19          |
| Paint Set.....                      | 113       | Rocky Ridge.....  | 33             |
| Model Graphics .....                | 123       | <b>S</b>  |                |
| Assortment & Merchandiser.....      | 173       | Scale Chart .....   | 46             |
| Model Scenery Made Easy (DVD) ..... | 4         | Scene Kits.....   | 112-113        |
| Modeling Sheets.....                | 8         | Scenery Clinic.....                                       | 166            |
| Mod-U-Rail System .....             | 114-115   | Scenic Accents .....                                      | 46-59          |
| Connector Plate Set .....           | 115       | Assortments & Merchandisers .....                         | 168            |
| Module Kits .....                   | 115       | Economy Packs .....                                       | 56             |
| Module Kit Stands .....             | 115       | G Scale .....   | 57-59          |
| Mold-A-Scene Plaster.....           | 12        | N, HO, O Scale.....                                       | 46-56          |
| Mountain Valley Scenery Kit.....    | 119       | Glue .....  | 56             |
| <b>N</b>                            |           | Gentle Grips .....  | 56             |
| Nano Lights.....                    | 70        | Scenic Cement.....  | 23             |
| No-News Paper.....                  | 10        | Scenic Details.....                                       | 60-61, 66, 111 |
| <b>P</b>                            |           | Assortment & Merchandiser.....                            | 172            |
| Paving Tape.....                    | 22        | Scenic Glue.....  | 23             |
| Pewter Patina Finish .....          | 113       | Scenic Ridge Layout Kit.....                              | 116            |
| Plaster Brush Set.....              | 13        | Building Set .....  | 110, 116       |
| Plaster Cloth.....                  | 10        | Track Pack .....  | 116            |
| Plaster Cloth Narrow .....          | 10        | Scenic Sprayer .....                                      | 23             |
| Plaster Cloth Triple Roll .....     | 10        | Select Building Kits.....                                 | 101-102        |
| Plaster Cloth Sheets .....          | 10        | Shaker Merchandiser.....                                  | 165            |
| Plaster Cloth/Modeling Tray .....   | 10        | Shaper Sheet .....  | 11             |
| Plaster Mixing Set.....             | 13        | Shaper Sheet Plaster.....                                 | 12             |
| Plasters .....                      | 12        | Smooth-It .....   | 22             |
| Pollen .....                        | 33        | Soft Flake Snow .....                                     | 29             |
| Assortment.....                     | 166       | Square Module Kit Stand.....                              | 115            |
| Poly Fiber .....                    | 28        | Static Grass Flock .....                                  | 25             |
| Power Supply .....                  | 68        | Shaker Assortment.....                                    | 165            |
| Premium Trees.....                  | 34, 35-37 | Straight Module Kit Stand.....                            | 115            |
| Assortment & Merchandiser.....      | 167       | Straight Module Kit .....                                 | 115            |
| Profile Boards .....                | 6, 7      | Stick-On Lights.....                                      | 70             |
| <b>R</b>                            |           | Sticky Spots .....  | 10             |
| Ready Landforms .....               | 33        | Street Lights .....                                       | 70             |
| Assortment.....                     | 166       | Stumps .....  | 29             |
| Ready Made Realistic Trees .....    | 34, 40-41 | SubTerrain System .....                                   | 6-9            |
| Assortment & Merchandiser.....      | 167       | Assortments & Merchandisers .....                         | 164            |
| Ready Made Trees Value Pack.....    | 42        | SubTerrain: Build A Layout Fast and Easy (DVD, VHS) ..... | 4              |
| Assortment & Merchandiser.....      | 167       | SubTerrain Manual.....                                    | 4              |
| Ready Rocks.....                    | 17        | SubTerrain Scenery Kit .....                              | 119            |
| ReadyGrass Vinyl Mats.....          | 32        | Super Strength Plaster .....                              | 12             |
| Assortment & Merchandiser.....      | 165       | Support Panels.....                                       | 10             |
| Landscape Kit .....                 | 32        | <b>T</b>  |                |
|                                     |           | Talus (Rock Debris) .....                                 | 19             |

# Index

|                                     |         |
|-------------------------------------|---------|
| Terrain .....                       | 10-14   |
| Assortment & Merchandiser.....      | 164     |
| The Clinic .....                    | 4       |
| The Scenery Kit .....               | 119     |
| The Scenery Manual .....            | 4       |
| Tidy Track.....                     | 124-125 |
| Assortment & Merchandiser.....      | 166     |
| Cleaning & Finishing Pads.....      | 124     |
| Clean Track Solution.....           | 125     |
| Dust Monkeys .....                  | 124     |
| Maintenance Pads.....               | 124     |
| Rail Pal .....                      | 124     |
| Rail Tracker Cleaning Kit.....      | 124     |
| Rescue Pads .....                   | 124     |
| Roto Pads .....                     | 125     |
| Roto Wheel Cleaner.....             | 125     |
| Track Painters.....                 | 125     |
| Tidy Wire Kit .....                 | 70      |
| Top Coat (Asphalt/Concrete).....    | 22      |
| Town and Factory Building Set ..... | 110,116 |
| Track-Bed.....                      | 20      |
| Assortments & Merchandiser.....     | 165     |
| Rolls .....                         | 20      |
| Sheets.....                         | 20      |
| Strips.....                         | 20      |

|   |          |
|---|----------|
| Strips (Bulk) .....                         | 20       |
| Super Sheets.....                           | 20       |
| Track Packs.....                            | 116, 118 |
| Trackside Scenes .....                      | 112      |
| Assortment.....                             | 172      |
| Tree Armatures .....                        | 42       |
| Tunnels.....                                | 33       |
| Tunnel Liner Form.....                      | 13       |
| Tunnel Portals.....                         | 16       |
| Turf Shaker Assortment & Merchandiser ..... | 165      |

## U

|   |     |
|---|-----|
| Underbrush .....  | 25  |
| Underbrush, Bushes & Flock<br>Assortment and Merchandiser ..... | 165 |

## V

|                |       |
|----------------|-------|
| Vehicles ..... | 62-66 |
| Videos .....   | 4     |

## W

|                                  |           |
|----------------------------------|-----------|
| Wall Mount Lights .....          | 70        |
| Water Effects .....              | 30        |
| Woodland Classics.....           | 34, 38-39 |
| Assortments & Merchandiser ..... | 167       |



## A

|   |         |
|---|---------|
| A+ Projects & Dioramas:<br>The Students Handbook..... | 128     |
| Accents .....   | 132     |
| Scenery & Adhesives.....                              | 133-135 |
| Assortments & Merchandiser.....                       | 174     |

## B

|                               |     |
|-------------------------------|-----|
| Building & Structure Kit..... | 135 |
| Blue Realistic Water .....    | 133 |

## C

|                                       |     |
|---------------------------------------|-----|
| Casting Plaster .....                 | 134 |
| Classroom Packs .....                 | 138 |
| Cell Structure.....                   | 138 |
| Creative Mask.....                    | 138 |
| Erupting Volcano .....                | 138 |
| Tepee Village .....                   | 138 |
| Complete Diorama Kit: Buildings ..... | 129 |

## D

|                                       |         |
|---------------------------------------|---------|
| Desert Plants.....                    | 132     |
| Diorama Kits.....                     | 129-131 |
| Basic Diorama Kit .....               | 130     |
| Desert Oasis Diorama Kit.....         | 130     |
| Mountain Diorama Kit .....            | 131     |
| Water Diorama Kit .....               | 131     |
| Complete Diorama Kit: Buildings ..... | 129     |

## F

|                                 |     |
|---------------------------------|-----|
| Flat Surface Diorama Kits ..... | 130 |
| Foliages & Grasses.....         | 132 |

## H

|                           |     |
|---------------------------|-----|
| Horizon & Detail Kit..... | 135 |
|---------------------------|-----|

## I

|                         |     |
|-------------------------|-----|
| In-Store Built-Ups..... | 174 |
|-------------------------|-----|

## M

|                                     |     |
|-------------------------------------|-----|
| Mountain & Water Diorama Kits ..... | 131 |
|-------------------------------------|-----|

## P

|                               |     |
|-------------------------------|-----|
| Plaster Cloth.....            | 134 |
| Pop-up Display.....           | 129 |
| Project Base & Backdrops..... | 129 |
| Project Book.....             | 128 |
| Project Glue.....             | 133 |
| Project Packs .....           | 137 |
| Cell Structure.....           | 137 |
| Creative Mask & More.....     | 137 |
| Erupting Volcano .....        | 137 |
| Native American Village ..... | 137 |

## R

|                                    |     |
|------------------------------------|-----|
| ReadyGrass Vinyl Mats Sheets ..... | 133 |
| Ripplin' Water Kit.....            | 132 |
| Rock Making Kit .....              | 132 |

## S

|                        |     |
|------------------------|-----|
| Scene Setters.....     | 136 |
| Assortment.....        | 174 |
| Scenic Spray Glue..... | 133 |
| Scenery .....          | 133 |
| Assortment.....        | 174 |
| Sculpting Kit.....     | 135 |
| ShowBox.....           | 129 |
| Sticky Bond.....       | 133 |

## T

|                         |     |
|-------------------------|-----|
| Tepee Village Kit ..... | 135 |
| Trees .....             | 134 |

## W

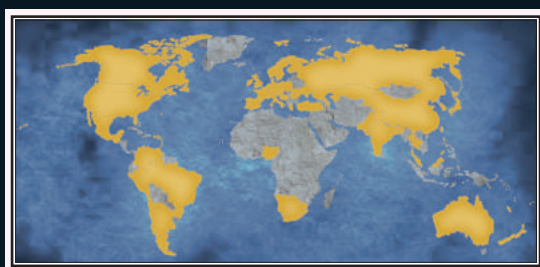
|                      |     |
|----------------------|-----|
| Winter Effects ..... | 132 |
|----------------------|-----|

# PINECAR®

|   |         |
|---|---------|
| <b>A</b>  |         |
| 5 Axles .....                                       | 160     |
| Accessories .....                                   | 159     |
| Adhesives .....                                     | 159     |
| Adjustable Stick-On Weights .....                   | 157     |
| Assortments & Merchandisers .....                   | 175     |
| Axle Keepers .....                                  | 160     |
| Axle Shaper .....                                   | 160     |
| Axle Slot Jig .....                                 | 160     |
| Axle Placement Guide .....                          | 160     |
| Axles & Polishing Kit .....                         | 156     |
| Aerodynamic Racer Weight .....                      | 157     |
| Aerodynamic Pre-Cut Designs .....                   | 141     |
| <b>B</b>  |         |
| Block .....   | 140     |
| Body Putty .....                                    | 159     |
| Body Skin Custom Transfers .....                    | 146     |
| Building PineCar Racers (DVD, VHS) .....            | 140     |
| Body Builder Kit .....                              | 153     |
| <b>C</b>  |         |
| Canopy & Cockpit Sets .....                         | 152     |
| Certificates, Ribbons and Trophies - PineCar .....  | 161     |
| Certificates, Ribbons and Trophies - SailBoat ..... | 162     |
| Chassis Weights .....                               | 157     |
| Cockpits and Drivers .....                          | 152     |
| COG System .....                                    | 155     |
| Combo Weights .....                                 | 157     |
| Complete Paint Systems .....                        | 144     |
| Custom Finishing Kits .....                         | 144     |
| Custom Parts .....                                  | 154     |
| Custom Parts With Decals .....                      | 154     |
| <b>D</b>  |         |
| Decorative Racing Pennants .....                    | 161     |
| Deluxe Car Kits .....                               | 142     |
| Designer Kits .....                                 | 142     |
| Designer Kits with Wedge .....                      | 143     |
| Designer Stick-On Weights .....                     | 157     |
| Diamond Finishing Kit .....                         | 156     |
| Dry Transfer Decals .....                           | 147-149 |
| Dry White With Cling .....                          | 155     |
| <b>E</b>  |         |
| Elimination Charts, Forms & Stickers .....          | 161     |
| EZ-Cut Tungsten Weight .....                        | 158     |
| <b>F</b>  |         |
| Featherweight Customizing Kit .....                 | 153     |
| Formula Glue .....                                  | 159     |
| Full Body Pre-Cut Designs .....                     | 141     |
| Assortment .....                                    | 175     |
| <b>H</b>  |         |
| Hob-E-Lube Dry Graphite Lubricant .....             | 155     |
| How-To Book .....                                   | 140     |
| Hub Tool .....                                      | 160     |
| <b>M</b>  |         |
| Micro-Polishing System .....                        | 156     |
| <b>P</b>  |         |
| Performance & Conformity System .....               | 155     |
| PineCar 6 Packs .....                               | 161     |
| PineCar Race Package .....                          | 161     |
| PineCar Racer Basic Kit .....                       | 140     |
| PineCar Racer Bodies and Kits .....                 | 140-143 |
| PineCar Racer Premium Kits .....                    | 143     |
| PineCar Racer Wedge Kit .....                       | 140     |
| PineCar Speedway .....                              | 161     |
| Pre-Cut Designs .....                               | 141     |
| Precision Tools .....                               | 160     |
| Assortment .....                                    | 175     |
| Program Guide .....                                 | 140     |
| <b>R</b>  |         |
| Racer Display Stand .....                           | 159     |
| Racer Shaping Tools .....                           | 159     |
| Racing Wheels .....                                 | 160     |
| Round Weights .....                                 | 157     |
| <b>S</b>  |         |
| SailBoat Racer Kit .....                            | 162     |
| SailBoat Racer Decals .....                         | 162     |
| SailBoat Racer                                      |         |
| Assortment & Merchandiser .....                     | 175     |
| Sanding Pads .....                                  | 159     |
| Sanding Sealer & Wax .....                          | 145     |
| Sandpaper Assortment .....                          | 159     |
| Show Wheels .....                                   | 159     |
| Speed Kit .....                                     | 156     |
| Speed Racer Kit .....                               | 140     |
| Speed Tools .....                                   | 155-156 |
| Straight Tracker .....                              | 160     |
| Stick-On Decals .....                               | 150     |
| Stick-On Detail .....                               | 151     |
| Super Glue .....                                    | 159     |
| <b>T</b>  |         |
| Tapered, Strip and Bar Weights .....                | 157     |
| Templates & Stick-on Decals .....                   | 151     |
| Tools, Accessories & Adhesives .....                | 159     |
| Total Hub Shaper .....                              | 160     |
| Tungsten CoG Weights .....                          | 158     |
| Tungsten Incremental Weights .....                  | 158     |
| Tungsten Putty Weight .....                         | 158     |
| <b>W</b>  |         |
| Wedge .....   | 140     |
| Weigh-In Digital Scale w/ Conformity Gauge .....    | 161     |
| Weights .....                                       | 157-158 |
| Wheel Alignment Tool .....                          | 156     |
| Wheel Flare Rub-On Decals .....                     | 145     |
| Wheel Lathe .....                                   | 160     |
| Wheel Turning Mandrel .....                         | 156     |
| Windshield Kit .....                                | 152     |
| <b>X</b>  |         |
| XLR8 Ultra Graphite .....                           | 155     |



A rewarding and creative experience awaits you. Simple, fail-safe products for any age and skill level ensure your success. Our commitment to your satisfaction inspires our innovation and fuels our determination to offer the best in quality-tested products.



Thanks to our creative customers who live in the yellow areas on the map, we continue to offer the most comprehensive collection of versatile, realistic and easy-to-use products on the worldwide market. Visit our website to locate a retailer near you.

XLITWSCATALOG

©2016 O CO



**WOODLAND SCENICS®**

P.O. BOX 98 · LINN CREEK, MO 65052

Phone 573-346-5555 · Fax 573-346-3768 · woodlandscenics.com