

2008



Model Scenery for Convincing Realism

WOODLAND SCENICS®



TABLE OF CONTENTS

<i>Teaching Aids</i>	4
<i>Learning Kits</i>	5
<i>SubTerrain System</i> ®	6-9
<i>Track-Bed</i> ™	10-11
<i>Terrain System</i>	12-16
<i>Landscaping System</i>	17-25
<i>Ready System</i>	NEW/PRODUCTS 26-28
<i>Ready Made Trees</i>	29-33
<i>Natural Tree Foliage</i>	NEW/PRODUCTS 34-35
<i>Tree Kits</i>	36-37
<i>Scenic Accents</i> ®	NEW/PRODUCTS 38-49
<i>Built-&-Ready</i> ® Structures	NEW/PRODUCTS 50-51
<i>AutoScenes</i> ®	NEW/PRODUCTS 52-54
<i>Mini-Scene</i> ®	55
<i>Scenic Details</i> ®	56-59
<i>Complete Scenes</i>	60
<i>Trackside Scenes</i>	61
<i>Dry Transfer Decals</i>	62-65
<i>Model Graphics</i> ®	66
<i>Hob-Bits</i> ®	67
<i>Hob-E-Lube</i> ®	67
<i>Mod-U-Rail</i> ® System.....	68-71
<i>Layout Kits</i>	72, 74
<i>Building Kits</i>	73, 75
<i>Scenery Kits</i>	74, 76-77
<i>Scene-A-Rama</i> ™	NEW/PRODUCTS 78-80
<i>Merchandisers and Assortments</i>	81-90
<i>Index</i>	91

Our Web site, www.woodlandscenics.com, is an educational resource for model scenery. We have "How-To Demos," tips, techniques and more. Look for the "How-To Demos" icons which are next to products used in our "How-To Demos."





Step into the world of Woodland Scenics® ...

Woodland Scenics is the world's leading manufacturer in the model railroading scenery market. We provide you with a complete line of products to build a model railroad layout, starting with the base and ending with finished landscaping, including all the fine detail. Our products have been used extensively in movies and many museum displays enjoyed daily by the general public.

For the ultimate realism in model building - whether you're a model railroader, gamer, architectural modeler or any other hobbyist - you can depend on Woodland Scenics to make your model come to life. This catalog features all the products you will need, plus tips on how you can do it!



See The Videos...Read The Books

Build models the easy way using Woodland Scenics® SubTerrain, Terrain and Landscaping Systems. Start with the SubTerrain Lightweight Layout System® which shows you how to build a complete layout in five easy steps without using power tools or complicated calculations. Move on to the basics of terrain modeling: valleys, hills, mountains and other natural features. Create realistic scenery by adding ground covers, trees, water features and other scenery details.

SubTerrain: Build a Layout Fast and Easy VHS ST1401 - DVD ST1400

A step-by-step video that shows you how to build a model railroad layout with the revolutionary SubTerrain Lightweight Layout System®.
58 minutes



The Clinic VHS R990 - DVD R970

Watch the professionals demonstrate terrain and landscaping techniques to a standing-room-only crowd at a National Model Railroad Association convention.
75 minutes



Model Scenery Made Easy VHS R993 - DVD R973

This comprehensive video was produced for every level of modeler. It will show you the easy way to add realism with ground covers, trees, accents, details and water products.
60 minutes



Build a Display for Collectible Houses VHS CH1056 - DVD CH1055

This step-by-step video teaches you how to build a 31 x 44-inch display for collectible houses. The display can be shown year-round and modified to fit any table, buffet, TV, dresser, fireplace opening or mantel.
60 minutes



SubTerrain Manual ST1402

An illustrated, how-to manual that teaches you how to create the ideal lightweight layout for model trains using five easy steps. Over 200 illustrations and photos.
80 pages



The Scenery Manual C1207

This spiral-bound manual is for any modeler who wants to learn the techniques for creating realistic scenes. The colored illustrations, photos and tech tips show how to use over 600 products.
142 pages



Learning Kits

Our Learning Kits are value-packed tools that teach the beginning model railroader and other hobbyists how to use our Terrain and Landscaping Systems. Learn how to make, color and install rocks, create paved areas, make trees, landscape your layout, put water areas on your layout and add the finishing touches. The kits are available in clamshell packaging for easy product visibility. The package is resealable and can be used for storage.



Rock Faces

LK951

Teaches modelers to make and color realistic rock formations. Kit includes a rubber Rock Mold, Lightweight Hydrocal*, Plaster Cloth, Earth Colors Liquid Pigments and applicator. *Yields four to five rocks.*



Road System

LK952

Teaches modelers how to easily add roads and other paved areas to any layout. Kit includes Paving Tape with a spreader, Smooth-It, sandpaper, Asphalt Top Coat and applicator. *Covers approx. 3" x 4'.*



Trees**

LK953

Teaches modelers how easy it is to make and add trees to their layout. Kit includes deciduous and pine Tree Armatures, two colors of Clump-Foliage and Hob-e-Tac® Adhesive. *18 Tree Armatures*



Landscaping†

LK954

Teaches modelers to blend and texture our complete line of scenery products. Kit includes seven colors of ground cover, Scenic Cement with a spray head and Earth Undercoat with an applicator. *Covers a 2' x 2' surface area.*



River/Waterfall

LK955

Teaches modelers how to create the illusion of water depth, make a river and a waterfall. Kit includes Realistic Water, Water Effects, Plaster Cloth, Talus, Fine Turf, Scenic Glue, Earth Colors Liquid Pigments and applicator. *Makes 2 1/2" x 9" river and 2 1/2" x 4" waterfall.*



Scenery Details†

LK956

Teaches modelers valuable detailing skills. Kit includes Underbrush, Bushes, Turf, Fine-Leaf Foliage, Flowering Foliage, Field Grass, Poly Fiber, Dead Fall and Scenic Glue. *Covers a 2' x 2' area.*

BUILD A LAYOUT IN 5 EASY STEPS

NO Expensive Power Tools
NO Dusty Mess
NO Complicated Calculations
NO Experience Necessary

SubTerrain Lightweight Layout System®


Woodland Scenics® has simplified the process. Build a layout fast and easy. SubTerrain is the most innovative foam system for building layouts for model trains. The revolutionary, high-density foam components of the SubTerrain System are extremely lightweight and easy to use. They require no expensive power tools, there is no dusty mess, no complicated calculations and most importantly, no experience is necessary.

Risers*

Risers are easily flexed to form curves and can be used on a plywood or foam base. Use at least 2" Risers to elevate your track. To install, butt sections tightly, pin in place with Foam Nails and attach with Low Temp Foam Glue or Foam Tack Glue.
Each piece is 2 1/2" wide x 24" long.



- 1/2" (4 per pkg.)..... ST1406
- 3/4" (4 per pkg.)..... ST1414
- 1" (4 per pkg.)..... ST1407
- 2" (4 per pkg.)..... ST1408
- 4" (2 per pkg.)..... ST1409



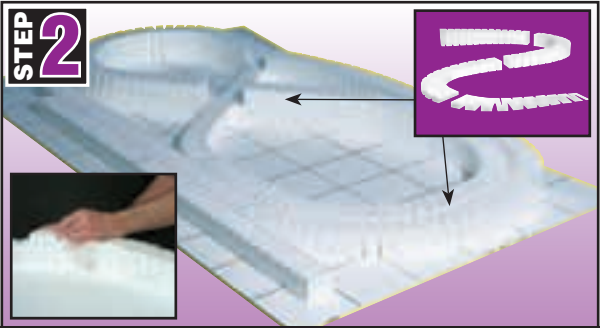
Risers elevate the track from a flat surface so low lying areas can be created.

Incline Sets and Starters*

Inclines are flexible and allow a smooth transition from one height to another. To install, center the Incline on the Riser, butt sections tightly, pin in place and attach with Low Temp Foam Glue or Foam Tack Glue. Starters are identical pieces that can be used alone, or with Sets to start your track on an incline.
Each piece is 2 1/2" wide x 24" long.



- 2% SET (8 per set) Elevates track 4" in 16' ST1410
- 3% SET (6 per set) Elevates track 4 1/2" in 12' ST1416
- 4% SET (4 per set) Elevates track 4" in 8' ST1411
- 2% STARTER (8 per pkg.) Raises the elevation 1/2" ST1412
- 3% STARTER (6 per pkg.) Raises the elevation 3/4" ST1415
- 4% STARTER (4 per pkg.) Raises the elevation 1" ST1413




Inclines provide the proper change in elevation so your train runs smoothly.

Profile Boards

Profile Boards create the perimeter of your layout to define the contours. Their special interlocking design makes them easy to join together with the use of matching Connectors. They can be placed end-to-end, or stacked and locked together, then trimmed with a Hot Wire Foam Cutter to create mountain profiles.
Each Profile Board is 8" tall x 24" long.



- 2 Boards and 2 Connectors..... ST1419




Profile Boards add sides, so terrain contours can be created with the Hot Wire Foam Cutter.

*Patented Product


Foam Sheets

Use Foam Sheets to create flat areas for towns. Also use for tunnels, contour supports, plus layout and diorama bases. Build supports with scrap foam to elevate the Foam Sheets and attach with Low Temp Foam Glue or Foam Tack Glue. The 1/4" sheet can be bent into a radius.



Each piece is 12" wide x 24" long.

- 1/4" (1 pc.)..... ST1422
- 1/2" (1 pc.)..... ST1423
- 1" (1 pc.)..... ST1424
- 2" (1 pc.)..... ST1425
- 3" (1 pc.)..... ST1426
- 4" (1 pc.)..... ST1427




Foam sheets are used for flat areas, tunnels and layout bases.

Plaster Cloth* C1203

A simple, convenient and lightweight way to create a durable terrain shell. Just wad newspaper and stack to form desired terrain areas. Hold the wads in place with masking tape. Dip Plaster Cloth in water and smooth over terrain areas. The Plaster Cloth will dry to a hard shell.



8" wide x 15' long roll, 10 sq. ft.



Plaster Cloth covers newspaper wads to create a hard shell for landscaping.

Allows the beginner to create a craftsman quality layout.



*Conforms to Health Requirements of ASTM D4236.

Foam Pencils ST1431

Foam Pencils have a special lead designed to draw on foam without causing damage. The colors will not bleed through paint or other coverings.
2 red, 2 black




Foam Nails ST1432

Use Foam Nails to temporarily pin Track-Bed, track, foam or other products to your layout.
2" - 75/pkg.




Foam Knife ST1433

The Foam Knife comes with a 2-inch replaceable blade that is ideal for cutting thick pieces of foam.
1 knife/pkg.



Foam Knife Blades ST1434

Replacement blades for Foam Knife.
4 blades/pkg.



Foam Tack Glue+ ST1444

This specially formulated glue is high tack and effective on most materials, especially foam. Use as a contact cement whenever bonding two large surfaces.
12 fl. oz.



Hot Wire Foam Cutter ST1435

The Hot Wire Foam Cutter has adjustable collars, allowing for clean, accurate cuts in foam. It has a cutting path that is 4 1/2" wide and 6" deep. Woodland Scenics recommends using this cutter only on SubTerrain white foam, which emits no toxic fumes. Only use the special Nichrome replacement wire. Add versatility to your Foam Cutter with the Bow & Guide (Bow & Guide and Replacement Wire shown below).



International Hot Wire Foam Cutters

- 230V Hot Wire Foam Cutter**..... ST14401
(Transformer/Plug Europe)
- 230V Hot Wire Foam Cutter**..... ST14402
(Transformer/Plug UK)
- 240V Hot Wire Foam Cutter**..... ST14403
(Transformer/Plug Australia/New Zealand)

Hot Wire Foam Cutter Replacement Wire ST1436

Special Nichrome wire retains an even temperature needed to cut our foam products.
4 feet




Foam Cutter Bow & Guide ST1437

The Bow attachment adds versatility to the Hot Wire Foam Cutter. Attach the Guide for precise angled cuts (handle not included).



*Conforms to Health Requirements of ASTM D4236.



Low Temp Foam Glue Gun ST1445
Low Temp Foam Glue Sticks ST1446

The Low Temp Foam Glue Gun, with the Low Temp Foam Glue Sticks, operates at a temperature that will not damage foam. The glue bonds instantly.
 10 sticks/pkg. (10" long)



Foam Putty ST1447

Foam putty is non-shrinking, lightweight filling material that has the same characteristics as foam, and is used to fill cracks and gaps.
 16 oz. vol./28 cu. in.



Flex Paste⁺ C1205

This flexible, non-cracking modeling paste can be used to create a hard surface or as a filler or primer on foam. It can also be used as a road base or sealer under model water. Excellent for modeling heavy snow drifts. Apply Flex Paste and sprinkle Soft Flake Snow on top.
 16 fl. oz.



Road System

Use to make any asphalt or concrete surface, such as roads, streets, sidewalks or parking lots. Accomplish in three easy steps. Refer to page 5 for the Road System Learning Kit (LK952).



1 Apply Paving Tape.

Paving Tape ST1455
 This adhesive-backed foam tape is used to create a form for making streets, roads, sidewalks and parking lots. A 5 1/4" wide smoothing spreader is included.
 1/4" x 30"



2 Spread Smooth-It.

Smooth-It ST1452
 This plaster material is used to fill the forms created from the Paving Tape. Can also be used to fill rough areas on streets and roads.
 1 qt./55 cu. in.



3 Paint with Top Coat.

Top Coat Asphalt ST1453
Top Coat Concrete ST1454
 Use full-strength or dilute with water. For blacktop surfaces use Asphalt Top Coat. Color highways, streets and sidewalks with Concrete Top Coat.
 4 fl. oz.

*Conforms to Health Requirements of ASTM D4236.

TRACK-BED™

N scale

HO scale

O scale

Track-Bed†

This roadbed product provides a quiet, smooth train operation and absorbs irregularities on your layout. It gives you a high-quality, economical alternative to other roadbeds. Track-Bed requires no pre-soaking like cork, remains flexible and won't dry out or become brittle. It aligns well with cork on any layout and is available in Rolls, Strips, Sheets and Super Sheets. For an almost seamless application, use the 24-foot Rolls. All Track-Bed comes in N, HO and O scale.

TAKE THE TEST!


Modelers: take the "Knocker Test!" The Tester Board is located on Track-Bed and SubTerrain Merchandisers found at your local hobby shop. This Tester Board shows the incredible difference between the sound and vibration-deadening properties of Track-Bed over cork. Once you pick up the Tester Board and test it for yourself, you will choose Track-Bed for your layouts.

Advantages over cork:

- Smoother, quieter operation
- Easier to use
- More affordable
- No drying out or crumbling



Track-Bed scales for Rolls and Strips




Awarded the NMRA conformance seal.
All Track-Bed widths comply with NMRA standards.

Rolls

Track-Bed Rolls offer a smooth, almost seamless application.

- N Scale** (3mm x 24' - Seamless Roll).....ST1475
- HO Scale** (5mm x 24' - Seamless Roll).....ST1474
- O Scale** (5mm x 24' - Seamless Roll).....ST1476



Strips


Use Track-Bed Strips for easy application. They are especially good for tight areas.

Standard Pack

- N Scale** (3mm x 24" - 12 pieces per pkg.).....ST1472
- HO Scale** (5mm x 24" - 12 pieces per pkg.).....ST1471
- O Scale** (5mm x 24" - 12 pieces per pkg.).....ST1473

Bulk Pack

- N Scale** (3mm x 24" - 36 pieces per pkg.).....ST1462
- HO Scale** (5mm x 24" - 36 pieces per pkg.).....ST1461
- O Scale** (5mm x 24" - 36 pieces per pkg.).....ST1463



Sheets

Use Track-Bed Sheets for railyards or sidings.

- N Scale** (3mm x 3 1/4" x 24" - 6 pieces per pkg.).....ST1460
- HO/O Scale** (5mm x 5" x 24" - 6 pieces per pkg.).....ST1470



Super Sheets

Track-Bed Super Sheets are great for railyards or sidings.

- N Scale** (3mm x 12" x 24" - 1 each).....ST1478
- HO/O Scale** (5mm x 12" x 24" - 1 each).....ST1477





Terrain System

Woodland Scenics® terrain products are a complete system for beginners and craftsman modelers. The Terrain System has all the products needed to make earth contour models that reflect any type of terrain. Each product has easy-to-follow instructions which make ultimate scenic realism both simple and convenient.

Plaster Cloth* C1203

There is no easier, more convenient or lightweight way to create a durable shell or terrain base. This plaster-coated cloth is designed for terrain modeling. It is used to form a hard shell that easily accepts coloring, plaster castings and landscape materials. It is also used to fill in terrain gaps and sculpt around terrain features.
8" wide x 15' long roll, 10 sq. ft.



Mold-A-Scene Plaster C1202

This plaster material can be shaped like modeling clay, but sets like plaster. It can also be used as a texturizing compound. Its longer setting time allows a modeler to add terrain contours to new or existing scenery. It is excellent for dioramas, layouts and models, as well as volcanoes and other school projects. Dries overnight.
1/2 gal./104 cu. in.



Tunnel Portals†

Tunnel Portals are plaster castings that are easy to color with Earth Colors Liquid Pigments. They come in single or double track widths.



Concrete Single

C1252 - HO Scale (1 each)
 Outside: 5 3/8" x 4 7/8"
 Inside: 2 11/16" x 3 11/16"
 C1152 - N Scale (2 each)
 Outside: 2 7/8" x 2 1/2"
 Inside: 1 7/16" x 1 7/8"



Cut Stone Single

C1253 - HO Scale (1 each)
 Outside: 6 1/16" x 5 5/16"
 Inside: 2 3/4" x 3 3/4"
 C1153 - N Scale (2 each)
 Outside: 3 1/4" x 2 11/16"
 Inside: 1 7/16" x 1 7/8"



Timber Single

C1254 - HO Scale (1 each)
 Outside: 4 7/8" x 5 1/8"
 Inside: 2 5/8" x 3 3/4"
 C1154 - N Scale (2 each)
 Outside: 2 5/8" x 2 11/16"
 Inside: 1 5/16" x 2"



Random Stone Single

C1255 - HO Scale (1 each)
 Outside: 5 11/16" x 5 1/8"
 Inside: 2 13/16" x 3 3/4"
 C1155 - N Scale (2 each)
 Outside: 3" x 2 11/16"
 Inside: 1 5/8" x 1 15/16"



Concrete Double

C1256 - HO Scale (1 each)
 Outside: 7 3/8" x 4 7/8"
 Inside: 4 5/8" x 3 13/16"
 C1156 - N Scale (2 each)
 Outside: 3 7/8" x 2 1/2"
 Inside: 2 7/16" x 2 1/16"



Cut Stone Double

C1257 - HO Scale (1 each)
 Outside: 8 1/16" x 5 1/4"
 Inside: 4 3/4" x 3 7/8"
 C1157 - N Scale (2 each)
 Outside: 4" x 2 13/16"
 Inside: 2 9/16" x 2"


Retaining Walls* †

Retaining Walls are plaster castings that are easy to color. They can be used alone, installed adjacent to each other to create straight or curved walls, or used with Tunnel Portals. They can be cut to varying heights to create stepped winged walls.



Concrete

C1258 - HO Scale (3 each)
 4 15/16" x 2 11/16"
 C1158 - N Scale (6 each)
 2 11/16" x 1 5/16" (105' scale length)



Cut Stone

C1259 - HO Scale (3 each)
 5 3/8" x 3 3/16"
 C1159 - N Scale (6 each)
 2 11/16" x 1 11/16" (140' scale length)



Timber

C1260 - HO Scale (3 each)
 5 1/16" x 2 7/16"
 C1160 - N Scale (6 each)
 2 11/16" x 1 1/4" (100' scale length)



Random Stone

C1261 - HO Scale (3 each)
 5" x 3"
 C1161 - N Scale (6 each)
 2 3/4" x 1 11/16" (132' scale length)


Culverts†

Where there are embankments, there is water run-off to control. Our Culverts are extremely realistic plaster castings that are easy to color. No serious railroad scene would be complete without a detailed Culvert or two to add realism.



Concrete

C1262 - HO Scale (2 each)
 C1162 - N Scale (2 each)



Masonry Arch

C1263 - HO Scale (2 each)
 C1163 - N Scale (2 each)



Random Stone

C1264 - HO Scale (2 each)
 C1164 - N Scale (2 each)



Timber

C1265 - HO Scale (2 each)
 C1165 - N Scale (2 each)



Lightweight Hydrocal* C1201 Bulk C1201-B

Lightweight Hydrocal has been specially formulated for terrain model builders, and is half the weight of Hydrocal. Mix according to instructions and pour into rock molds to create various rock formations. Also great for creating hard shell terrain, and for filling in around rocks and other castings.

Available in two sizes.

1/2 gal./104 cu. in.

5 gal./1344 cu. in.

Refer to page 5 for the Rock Faces Learning Kit (LK951).



Rock Molds†

Woodland Scenics® Rock Molds are durable, flexible, reusable and well detailed. Use Lightweight Hydrocal to cast small boulders, rock outcroppings, rocks for fields and creeks or entire rock faces. Color with Earth Colors Liquid Pigments.



Outcroppings
C1230 (5" x 7")



Surface Rocks
C1231 (5" x 7")



Boulders
C1232 (5" x 7")



Embankments
C1233 (5" x 7")



Washed Rock
C1242 (10 1/2" x 5")



Random Rocks
C1234 (5" x 7")



Laced Face Rock
C1235 (5" x 7")



Classic Rock
C1236 (5" x 7")



Wind Rock
C1237 (5" x 7")



Base Rock
C1243 (10 1/2" x 5")



Weathered Rock
C1238 (5" x 7")



Strata Stone
C1239 (5" x 7")



Rock Mass
C1240 (5" x 7")



Layered Rock
C1241 (5" x 7")




Facet Rock
C1244 (10 1/2" x 5")

*Conforms to Health Requirements of ASTM D4236.

Earth Colors Liquid Pigments

Use the eight different colors of Earth Colors Liquid Pigments to color rocks, terrain and plaster castings. They are water-soluble and can be diluted and blended in limitless combinations. Extremely concentrated for economical usage.

4 fl. oz.



White C1216



Concrete C1217



Stone Gray C1218



Slate Gray C1219



Black* C1220



Raw Umber C1221



Burnt Umber* C1222



Yellow Ocher* C1223

Earth Colors Liquid Pigments (Undercoat)

Formulated for use under Blended Turf to provide a base color for terrain. Extremely concentrated.

8 fl. oz.



Green Undercoat C1228



Earth Undercoat* C1229



Earth Color Kit C1215

This kit includes eight Earth Colors Liquid Pigments, applicator and palette.

1 fl. oz. ea.

- White
- Concrete
- Stone Gray
- Slate Gray
- Black
- Raw Umber
- Burnt Umber
- Yellow Ocher



Tunnel Liner Form C1250

This innovative mold is ideal for casting realistic rock walls and ceilings for scale tunnels on your pike. It is designed to form half of either a single or double liner section.

HO scale



1. Use a spatula to fill the Tunnel Liner Form with Lightweight Hydrocal. When dry, remove from mold.



2. Join two half sections on top with a strip of wet Plaster Cloth to form a hinge.



3. Join completed units on one side for a longer tunnel. The unattached side can be raised for track maintenance.

Latex Rubber C1204

Latex Rubber works great for making your own hopper loads, rocks or other molds. This ready-to-use Latex Rubber is formulated to be thin enough to seek detail and thick enough to be durable. Create long-lasting molds with just a few coats.

16 fl. oz.



1. Brush three to six layers of Latex Rubber on rocks, hopper loads or other items.



2. Put gauze between each layer of Latex Rubber.



3. Allow each layer to dry between applications.



4. When completely dry, carefully pull off the mold.



5. Make castings with Lightweight Hydrocal.



6. Allow Hydrocal to dry thoroughly before removing from mold.

Talus (Rock Debris)*

Everywhere there is a rock face, an outcropping of rocks or a road cut, there is rock debris of various sizes and shades. Talus is a lightweight material used for modeling rock debris. Just sprinkle on some Talus and secure with a 50/50 mixture of Scenic Glue and water. Intermix grades and blend shades for the most realism. Modify Talus colors with Earth Colors Liquid Pigments, if desired.

25 cu. in.



GRADES

Shown actual size



Fine



Medium



Coarse



Extra Coarse

COLORS



Buff



Brown

Fine	C1270
Medium	C1271
Coarse	C1272
Extra Coarse	C1273

Fine	C1274
Medium	C1275
Coarse	C1276
Extra Coarse	C1277



Gray



Natural

Fine	C1278
Medium	C1279
Coarse	C1280
Extra Coarse	C1281

Fine	C1282
Medium	C1283
Coarse	C1284
Extra Coarse	C1285





Landscaping System

Landscaping adds color, texture and realism to terrain contours. The Landscaping System includes all the products needed for adding ground cover, plants and trees to a layout. Produce realistic scenery whether you are a beginner or advanced modeler. The products are formulated to mix and blend for ultimate realism. Each item is easy to use and virtually foolproof.

ADHESIVES AND ACCESSORIES

Scenic Glue S190

This specially-formulated, high-tack, non-odorous adhesive is for applying landscape materials. Dries clear with a matte finish. Does not crack or turn yellow.
8 fl. oz.



Hob-e-Tac® Adhesive† S195

This multi-purpose, water-soluble adhesive stays tacky. Use for making trees and attaching Field Grass to your layout. Apply Hob-e-Tac Adhesive, wait until clear and tacky, then attach foliage products.
2 fl. oz.



Scenic Cement S191 **NEW & IMPROVED**

The best just got better! Scenic Cement has a new and improved formula. It now has a smooth, flowing application that reduces spray head clogging, foaming and bubbles. There is no need to use "wet water," and the new formula penetrates easier and faster. It actually wraps around the product and permeates instantly for maximum coverage. It is especially great for sealing Forest Canopy material and attaching Fine, Blended and Coarse Turfs, Static Grass Flock, Poly Fiber, Ballast, Flowering Foliage and other foliage. Use with Scenic Sprayer (S192).
16 fl. oz.



Scenic Sprayer S192

The Scenic Sprayer comes with a siphon tube and spray head that fits the Scenic Cement bottle. The nozzle adjusts from a fine mist to a steady stream. Measurement markings in ounces and milliliters are on the side. Use for Scenic Cement, Earth Colors Liquid Pigments and other liquids.
Holds 8 ounces.



Canister Shaker S194

This Canister Shaker is perfect for storage of all landscaping products. It comes with a dual-purpose cap: one side is a shaker and the other pours large amounts. Includes a blank identification label.
Holds 32 ounces.



Canister Shaker Set S199

Organize and store your landscaping products with a set of Canister Shakers and their cardboard container, which can be hung on pegboard or set on your workbench. They come with six blank labels to identify the product in the canister.
Each Shaker holds 32 ounces.




*Conforms to Health Requirements of ASTM D4236.

Fine Turf*

Fine Turf adds texture and highlights to trees and scenery. It is available in six realistic colors, which model fresh, scorched and dying grasses, weeds and dirt roads. Attach with Scenic Cement.
 Bag 18 cu. in./Shaker 50 cu. in.



particle approx. 1/1000"-1/32"



Soil
 T41 (Bag)
 T1341 (Shaker)



Earth
 T42 (Bag)
 T1342 (Shaker)



Yellow Grass
 T43 (Bag)
 T1343 (Shaker)



Burnt Grass
 T44 (Bag)
 T1344 (Shaker)



Green Grass
 T45 (Bag)
 T1345 (Shaker)



Weeds
 T46 (Bag)
 T1346 (Shaker)

Blended Turf

Use Blended Turf as a base covering over Earth Colors Undercoat Pigment to model grass, weeds and other low growing plants. It is available in two colors. Attach with Scenic Cement.
 Bag 54 cu. in./Shaker 50 cu. in.



Green Blend
 T49 (Bag)
 T1349 (Shaker)



Earth Blend
 T50 (Bag)
 T1350 (Shaker)

Coarse Turf*

Coarse Turf models low grasses, leaves, weeds and adds texture and highlights to trees and scenery. It provides a smooth transition from low to medium and high ground cover and is available in 11 natural colors. Attach with Scenic Cement.
 Bag 18 cu. in./Shaker 50 cu. in.



particle approx. 1/32"-1/8"



Earth
 T60 (Bag)



Yellow Grass
 T61 (Bag)
 T1361 (Shaker)




Burnt Grass
 T62 (Bag)
 T1362 (Shaker)



Light Green
 T63 (Bag)
 T1363 (Shaker)



Medium Green
 T64 (Bag)
 T1364 (Shaker)



Dark Green
 T65 (Bag)
 T1365 (Shaker)




Conifer
 T1366 (Shaker)




Fall Yellow
 T1353 (Shaker)



Fall Orange
 T1354 (Shaker)



Fall Red
 T1355 (Shaker)



Fall Rust
 T1356 (Shaker)

Underbrush**

Underbrush models low to medium ground cover, and is the perfect product for making small to medium trees. It is available in six colors for realistic bushes, trees and shrubs. Attach to Tree Armatures with Hob-e-Tac® Adhesive. Use Scenic Glue to attach to layout.

Bag 18 cu. in./Shaker 50 cu. in.




particle approx. 1/8"-5/16"




Olive Green

FC134 (Bag)
FC1634 (Shaker)




Light Green

FC135 (Bag)
FC1635 (Shaker)




Medium Green

FC136 (Bag)
FC1636 (Shaker)




Dark Green

FC137 (Bag)
FC1637 (Shaker)



Forest Green

FC138 (Bag)
FC1638 (Shaker)



Forest Blend

FC139 (Bag)
FC1639 (Shaker)


Bushes**

Bushes models medium to high ground cover, such as bushes, shrubs and trees, and is the perfect product for making medium to large trees. It is available in six realistic colors. Attach to Tree Armatures with Hob-e-Tac® Adhesive. Use Scenic Glue to attach to layout.

Bag 18 cu. in./Shaker 50 cu. in.




particle approx. 5/16"-1/2"




Olive Green

FC144 (Bag)
FC1644 (Shaker)




Light Green

FC145 (Bag)
FC1645 (Shaker)



Medium Green

FC146 (Bag)
FC1646 (Shaker)




Dark Green

FC147 (Bag)
FC1647 (Shaker)



Forest Green

FC148 (Bag)
FC1648 (Shaker)



Forest Blend

FC149 (Bag)
FC1649 (Shaker)

Static Grass Flock*


Static Grass Flock is a fiber product that models grass or weeds on any layout. It is available in six colors and can be used alone, or with Fine Turf. Place under trees or along ditches. It can also be used as forest litter. Use Scenic Cement to attach to layout.

Shaker 50 cu. in.



Wild Honey

FL631




Harvest Gold

FL632




Burnt Grass

FL633



Light Green

FL634



Medium Green

FL635



Dark Green

FL636




Clump-Foliage**

Clump-Foliage models medium to high ground cover. It is great for landscaping hillsides. Create shrubs, bushes and trees with five colors and a fall mix. Attach to Tree Armatures with Hob-e-Tac® Adhesive. Attach to layout with Scenic Glue.


Small Bag 55 cu. in. (1 qt.)
Large Bag 165 cu. in. (3 qt.)




particle approx. 1/8"-1 1/2"




Burnt Grass
FC181 (Large Bag)



Light Green
FC682 (Small Bag)
FC182 (Large Bag)



Medium Green
FC683 (Small Bag)
FC183 (Large Bag)



Dark Green
FC684 (Small Bag)
FC184 (Large Bag)



Conifer Green
FC185 (Large Bag)



Fall Mix
FC186 (Large Bag)


Foliage Clusters**

Foliage Clusters can be broken into any size and used to model bushes, shrubs and trees or high ground cover. Use on hillsides to model tree masses. Attach to layout with Scenic Glue.

Bag 45 cu. in.




particle approx. 1 1/2"-3"




Light Green

FC57



Medium Green

FC58



Dark Green

FC59

Landscaping Steps

Refer to page 5 for the Landscaping Learning Kit (LK954).



1. Paint layout (or model) with Earth Colors and spray with Scenic Cement.




2. Sprinkle on a base layer of Blended Turf.




3. Lightly spray with Scenic Cement to fix in place.



4. Add more color and texture with Fine and Coarse Turf in various colors and sizes.




5. Use Scenic Glue to attach Underbrush, Bushes, Forest Canopy, Clump-Foliage and Foliage Clusters.



6. Allow to dry thoroughly and spray again with Scenic Cement to fix in place.

Lichen


A longtime favorite of hobbyists, this natural product, with its unique texture, blends easily with other foliage creating realistic scenery. Lichen models bushes and ground cover, or can be used as tree foliage. It is available in five solid colors and three mixes, designed to blend with our other landscaping products. Use Lichen for quick and economical tree masses on your layout. Attach to Tree Armatures with Hob-e-Tac® Adhesive. Use Scenic Glue to attach to layout. *Small Bag 82 cu. in. (1.5 qt.)/Large Bag 165 cu. in. (3 qt.)*




Spring Green
L161 (Small Bag)




Light Green
L162 (Small Bag)



Medium Green
L163 (Small Bag)



Dark Green
L164 (Small Bag)



Autumn Mix
L165 (Small Bag)



Natural
L166 (Small Bag)



Light Green Mix
L167 (Large Bag)



Dark Green Mix
L168 (Large Bag)



1. Select a piece of Lichen in the desired shape and size.



2. Spray with Scenic Cement.




3. Lightly sprinkle on Fine or Coarse Turf to add realistic color and texture.


Field Grass[†]

Field Grass is an extremely fine, natural hair product that models tall grass, field grass and weeds. Four realistic colors. Attach with Hob-e-Tac® Adhesive or Scenic Glue.


8 gr.




Natural Straw
FG171



Harvest Gold
FG172



Light Green
FG173



Medium Green
FG174



1. Cut Field Grass.



2. Dip into Hob-e-Tac Adhesive or Scenic Glue.




3. Place on layout.



4. Dry thoroughly.

Foliage*

Foliage is excellent for making trees, vines, weeds, bushes or any low growth. Simply stretch the sheet of Foliage for a thin, lacy application. Attach Foliage with Scenic Cement. Create quick and economical tree masses on your layout. Stretch Foliage to desired density, then roll into a loose ball. Stretch the ball into a conical shape for variation. Attach to hill-sides with Scenic Glue. Foliage is available in four colors and two fall blends. *60 sq. in.*



Light Green

F51



Medium Green

F52




Dark Green

F53




Conifer Green

F54



Early Fall

F55



Late Fall

F56



1. Stretch and tear Foliage until thin and lacy.




2. Attach to Tree Armatures.



3. Attach to Tunnel Portals, buildings and bridges.

Poly Fiber* FP178

Poly Fiber is synthetic fiber used to create vines, undergrowth and other rambling vegetation. Apply it on the sides of buildings, Tunnel Portals, light poles, billboards and along fence rows, or other places you see vines grow. Use Poly Fiber after you have added ground covers and set buildings on your layout. Great for quick and economical tree masses on your layout. Attach to layout with Scenic Cement. *16 gr. (.56 oz.)*



Green



Flowering Foliage

Use Flowering Foliage to model flowers along railroad tracks, in fields, on hills or around buildings to add color. Place on the layout and attach with Scenic Cement.

Covers 100 sq. in.



Yellow*

F176



Purple

F177



Fruit and Flowers

Sprinkle Fruit on small trees to model apple and orange trees in an orchard. Flowers are sprinkled on small bushes, shrubs, vines and fields to model flowering plants. Spray with Scenic Cement to affix to foliage.

1 1/2 cu. in. per pkg.



Fruit T47 (Apples and Oranges)

Flowers T48 (4 colors: red, yellow, white and orange)



Dead Fall S30

Dead Fall is a natural, realistic product, which has the look of aged wood and is used to model fallen or standing dead trees and stumps. This assortment of wooden pieces can be used on any scale layout. Pieces feature gnarled branches, knots and some are smooth, with signs of weathering. Apply with Scenic Glue.

.5 oz.



Stumps

Add realistic detail to wooded or deforested areas on your layout with Cut or Broken Stumps. Clean parts, paint and adhere to layout with Scenic Glue.

14 pcs. per package

Cut Stumps S31

Broken Stumps S32



Soft Flake Snow* SN140

This product is used on model railroads, dioramas, military models or where collectible buildings are displayed. For a dusting of snow, sprinkle Snow and attach with Scenic Cement. For heavy drifts, apply Flex Paste (C1205, page 9) to your layout and sprinkle Snow on top.

50 cu. in.





Realistic Water* C1211

No mixing is required. Realistic Water pours directly from the bottle, is self-leveling and models lakes, ponds, rivers and more. It stays flexible and is water-soluble. Pour no more than 1/8" deep at a time and allow to dry thoroughly between layers. It dries clear in approximately 24 hours. The contents cover a 17" diameter area when poured to recommended depth of 1/8". 16 fl. oz.

Refer to page 5 for the River/Waterfall Learning Kit (LK955).



Water Effects* C1212

Water Effects is a heavy-bodied product, which is moldable and will hold its shape. Create pond ripples, waterfalls or rapidly moving water. It dries clear in about 24 hours. 8 fl. oz.

Refer to page 5 for the River/Waterfall Learning Kit (LK955).



1. Apply Water Effects onto a non-stick surface.



2. Shape and texture with a toothpick to create desired effect.



3. When dry, peel off and place on layout.



4. Attach with Water Effects.


E-Z Water C1206

E-Z Water is a heat-activated product used for modeling various bodies of water. It dries quickly, but can be re-heated with a heat gun to remove scratches or to mold various accents, such as ripples, waves and rapids. Recommended for small areas.

28 cu. in.



1. Melt E-Z Water pellets over medium heat.



2. Pour into prepared areas.

*Conforms to Health Requirements of ASTM D4236.

Ballast*

Ballast is the rock used to hold real railroad ties in place. Our Ballast is great for modeling this effect and making gravel roads on your layout. It is available in several colors and sizes. Mix and match for a realistic effect. The product is lightweight and easy to use. Attach with Scenic Cement.

Bags 18 cu. in. (Gray Blend 45 cu. in.)/Shaker 50 cu. in.



GRADES
Shown actual size



Fine

Medium

Coarse

COLORS



Iron Ore

Dark Brown

Brown

Fine B70 (Bag)

Fine B71 (Bag)

Fine B72 (Bag)

Med. B77 (Bag)

Med. B78 (Bag)

B1372 (Shaker)

Coarse B84 (Bag)

Coarse B85 (Bag)

Med. B79 (Bag)

B1379 (Shaker)

Coarse B86 (Bag)

B1386 (Shaker)



Buff

Light Gray

Gray

Fine B73 (Bag)
B1373 (Shaker)

Fine B74 (Bag)
B1374 (Shaker)

Fine B75 (Bag)
B1375 (Shaker)

Med. B80 (Bag)
B1380 (Shaker)

Med. B81 (Bag)
B1381 (Shaker)

Med. B82 (Bag)
B1382 (Shaker)

Coarse B87 (Bag)
B1387 (Shaker)

Coarse B88 (Bag)
B1388 (Shaker)

Coarse B89 (Bag)
B1389 (Shaker)



Cinders

Gray Blend

Fine B76 (Bag)
B1376 (Shaker)

Fine B1393 (Shaker)

Med. B83 (Bag)
B1383 (Shaker)

Med. B94 (Bag, 45 cu. in.)
B1394 (Shaker)


Coarse B90 (Bag)
B1390 (Shaker)

Coarse B1395 (Shaker)

Coal

Use Coal in piles or in wagons and freight cars to model realistic-looking coal.

9 cu. in.



Mine Run

B92

Lump

B93



SCALE REFERENCE CHART: COAL			
SCALE	N	HO	O
B92	0"-12"	0"-6"	0"-3"
B93	8"-20"	4"-10"	2"-5"

SCALE REFERENCE CHART: BALLAST			
SCALE	FINE	MEDIUM	COARSE
Z	2.2"-7.3"	7.3"-11"	11"-18.3"
N	1.6"-5.3"	5.3"-8"	8"-13.3"
HO	.9"-2.9"	2.9"-4.3"	4.4"-7.2"
S	.6"-2.1"	2.1"-3.2"	3.2"-5.3"
O	.5"-1.6"	1.6"-2.4"	2.4"-3.9"
1	.3"-1"	1.1"-1.6"	1.6"-2.6"
G	.24"-.8"	.8"-1.2"	1.2"-1.9"

1. Pour Ballast down the center of the track. Spread with a dry paintbrush. Brush Ballast off ties and rails.
2. Apply Scenic Cement with an eye-dropper or gently spray. Clean rails thoroughly.


Color swatches may vary from actual product. *Conforms to Health Requirements of ASTM D4236.

READY GRASS[®]

VINYL MAT

- **Moldable and retains its shape...**for making hills
- **Removable Turf...**for making roads and water areas
- **Durable/tear resistant...**use again and again
- **Non-shedding/non-staining...**no mess
- **Colorfast...**no fading

ReadyGrass Vinyl Mats are high-quality grass mats that are great to use as is or mounted to any flat surface. They can be used for model railroading, school projects, arts and crafts, gaming, military dioramas, architectural models, collectible houses, slot cars and much more. Available in two Roll sizes – Large (50 x 100-inch) and Small (33 x 50-inch) – and Project Sheets (12 1/2 x 14 1/8-inch). All are available in four fade-resistant colors.



Spring Grass

Large Roll*	RG5121
Small Roll*	RG5131
Project Sheet*	RG5141



Green Grass

Large Roll*	RG5122
Small Roll*	RG5132
Project Sheet*	RG5142



Forest Grass

Large Roll*	RG5123
Small Roll*	RG5133
Project Sheet*	RG5143



Summer Grass

Large Roll*	RG5124
Small Roll*	RG5134
Project Sheet*	RG5144



**Model
Railroading**



**Mobile
Gaming Mats**

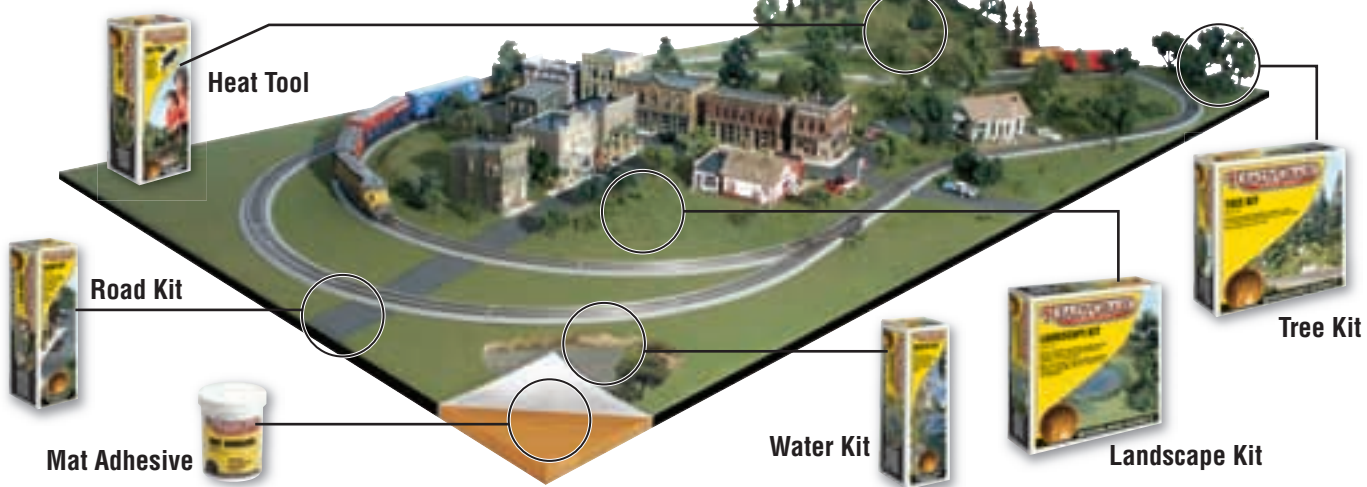


**Dioramas and
School Projects**



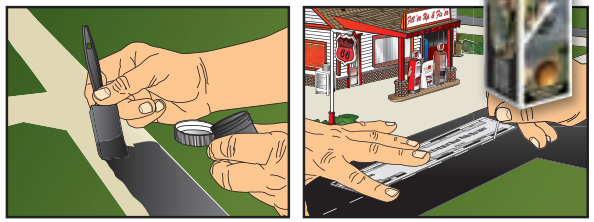
**Collectible
Houses**

ReadyGrass® Vinyl Mat Accessories



Road Kit RG5151

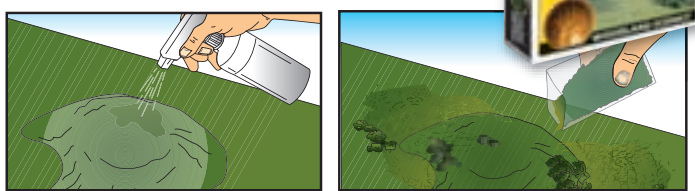
This kit includes everything needed to create and detail roads, sidewalks and parking areas.



1. Wet area for road/parking areas. Remove turf with Road Scraper, then paint.
2. Detail road/parking areas with Striping Pin.

Landscape Kit RG5152

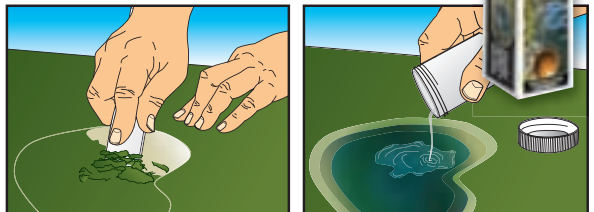
This kit includes everything needed (various foliage, bushes, shrubs and adhesive) to enhance a 4 x 8-foot area. Add paths, different colors of turf and high-lights. Refer to page 20 for Landscaping Steps.



1. Spray adhesive on area to be landscaped.
2. Add bushes and shrubs. Blend and add low ground cover.

Water Kit RG5153

This kit includes everything needed to create streams, rivers, ponds and lakes. Covers a 32 sq. in. area.



1. Wet water area. Remove turf with Scraper, then paint.
2. Pour or brush on Realistic Water.

Tree Kit* RG5154

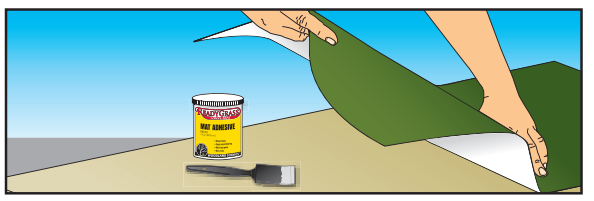
This kit includes everything needed to make 27 deciduous and pine trees for a 4 x 8-foot area. Sizes range from 2 1/2 to 6-inches. Refer to page 35 for Tree-Making Steps.



1. Twist armature into tree shape.
2. Apply adhesive and dip in foliage.
3. Plant trees on layout.

Mat Adhesive* RG5161

Use Mat Adhesive for permanently bonding mats to any clean, smooth surface. Great for mounting puzzles and posters to art board. 7 fl. oz.



Apply Mat Adhesive to back of grass mat. Press onto surface.

Heat Tool RG5162

Use with ReadyGrass Vinyl Mats to form hills and mounds.

- | | |
|---|--------|
| International Heat Tools | |
| 230V Heat Tool | RG5163 |
| <small>(Transformer/Plug Europe)</small> | |
| 240V Heat Tool | RG5164 |
| <small>(Transformer/Plug UK)</small> | |
| 230V or 240V Heat Tool .. | RG5165 |
| <small>(Transformer/Plug Australia/New Zealand)</small> | |



Form hills over newspaper wads with Heat Tool.

*Conforms to Health Requirements of ASTM D4236.



NEW



Ready System

Ready Landforms

These Ready Landforms are preformed and durable. Because they are already landscaped, they easily blend with any layout. Just set and go! Their portability makes them ideal for gaming. Ready Landforms also stack for space-saving storage. Tunnels and Rocky Ridges are the perfect complements to ReadyGrass Vinyl Mats.

Tunnels

There are four ready-to-set tunnels: one straight and one curved, in both N and HO scale. All tunnels have molded-in portals at each end.

Rocky Ridges

There are two sizes: small and large. They can be placed near a road as a roadcut or next to a track as a rocky embankment. Great for gaming.



HO Straight Tunnel C1310
(26" L x 16 1/2" W x 8" H, portal opening 2 3/4" W x 3 5/8" H)



N Straight Tunnel C1315
(14 1/2" L x 9 1/2" W x 5" H,
portal opening 1 3/8" W x 1 3/4" H)



HO Curved Tunnel C1311
(25 3/4" L x 15 1/2" W x 8" H, portal opening 2 3/4" W x 3 5/8" H)



N Curved Tunnel C1316
(16 1/2" L x 10" W x 5" H,
portal opening 1 3/8" W x 1 3/4" H)



Rocky Ridge Large C1320 (25" L x 9" W x 3 1/2" H)




Rocky Ridge Small C1321 (14 1/2" L x 6" W x 1 3/4" H)

Ready Made Trees Value Pack* †

No assembly is required! These Value Packs contain Ready Made deciduous or pine trees ranging in size from 3/4" to 8". They are the quickest, most economical way to add trees to a landscape. Attach to layout with Hob-e-Tac® Adhesive or Scenic Glue. Come with detachable bases.

**NO
ASSEMBLY
REQUIRED!**




Mixed Green Colors

Light, Medium and Dark Green



3/4" - 2" (38/pkg)
TR1570

N SCALE: 10' - 27'
HO SCALE: 5' - 15'
O SCALE: 3' - 8'




Fall Colors

Red, Yellow, Orange and Rust



3/4" - 2" (38/pkg)
TR1575

N SCALE: 10' - 27'
HO SCALE: 5' - 15'
O SCALE: 3' - 8'



Conifer Colors

Conifer Green and Conifer Blend



2 1/2" - 4" (33/pkg)
TR1580

N SCALE: 33' - 53'
HO SCALE: 18' - 29'
O SCALE: 10' - 16'



2" - 3" (23/pkg)
TR1571

N SCALE: 27' - 40'
HO SCALE: 15' - 22'
O SCALE: 8' - 12'



2" - 3" (23/pkg)
TR1576

N SCALE: 27' - 40'
HO SCALE: 15' - 22'
O SCALE: 8' - 12'



4" - 6" (24/pkg)
TR1581

HO SCALE: 29' - 44'
O SCALE: 16' - 24'



3" - 5" (14/pkg)
TR1572

N SCALE: 40' - 67'
HO SCALE: 22' - 36'
O SCALE: 12' - 20'



3" - 5" (14/pkg)
TR1577

N SCALE: 40' - 67'
HO SCALE: 22' - 36'
O SCALE: 12' - 20'



6" - 8" (12/pkg)
TR1582

HO SCALE: 44' - 58'
O SCALE: 24' - 32'

Ready Made Trees




Ready Made Realistic Trees* ‡

These trees lend authenticity to any layout or diorama. Their natural colors and realistic textures blend with other Woodland Scenics® landscaping products. Plant trees in clusters and intermix foliage colors. For more detail, spray foliage with Scenic Cement and highlight with Fine Turf. Attach to layout with Hob-e-Tac® Adhesive or Scenic Glue. Come with detachable bases.


**NO
ASSEMBLY
REQUIRED!**



Light Green




Medium Green



Dark Green



Fall Mix



Conifer Green



2 1/2" - 4" (5 pkg.)

Conifer Green
TR1560

N SCALE: 33' - 53' HO SCALE: 18' - 29' O SCALE: 10' - 16'



4" - 6" (4 pkg.)

Conifer Green
TR1561

N SCALE: 53' - 80' HO SCALE: 29' - 44' O SCALE: 16' - 24'



6" - 7" (3 pkg.)

Conifer Green
TR1562


HO SCALE: 44' - 51' O SCALE: 24' - 28'



7" - 8" (3 pkg.)

Conifer Green
TR1563

HO SCALE: 51' - 58' O SCALE: 28' - 32'



3/4" - 1 1/4" (8 pkg.)

Medium Green
TR1501

N SCALE: 10' - 17' **HO SCALE:** 5' - 9' **O SCALE:** 3' - 5'



1 1/4" - 2" (5 pkg.)

Medium Green
TR1502

N SCALE: 17' - 27' **HO SCALE:** 9' - 15' **O SCALE:** 5' - 8'



2" - 3" (4 pkg.)

Light Green TR1503	Medium Green TR1504	Dark Green TR1505
N SCALE: 27' - 40'	HO SCALE: 15' - 22'	O SCALE: 8' - 12'



3" - 4" (3 pkg.)

Light Green TR1506	Medium Green TR1507	Dark Green TR1508
N SCALE: 40' - 53'	HO SCALE: 22' - 29'	O SCALE: 12' - 16'



4" - 5" (3 pkg.)

Light Green TR1509	Medium Green TR1510	Dark Green TR1511
N SCALE: 53' - 67'	HO SCALE: 29' - 36'	O SCALE: 16' - 20'



5" - 6" (2 pkg.)

Light Green TR1512	Medium Green TR1513	Dark Green TR1514
HO SCALE: 36' - 44'		O SCALE: 20' - 24'



6" - 7" (2 pkg.)

Light Green TR1515	Medium Green TR1516	Dark Green TR1517
HO SCALE: 44' - 51'		O SCALE: 24' - 28'



7" - 8" (2 pkg.)

Medium Green TR1518
HO SCALE: 51' - 58'
O SCALE: 28' - 32'



8" - 9" (2 pkg.)

Medium Green TR1519
HO SCALE: 58' - 65'
O SCALE: 32' - 36'



1 1/4" - 3" (9 pkg.)

Fall Mix
TR1540

N SCALE: 17' - 40' **HO SCALE:** 9' - 22' **O SCALE:** 5' - 12'



3" - 5" (6 pkg.)

Fall Mix
TR1541




N SCALE: 40' - 67' **HO SCALE:** 22' - 36' **O SCALE:** 12' - 20'



Premium Trees™

These Premium Trees are works of art that replicate real trees. Each tree is hand-crafted. The design of the branch and leaf structure easily identifies the tree type. The tree trunks are textured to look like real bark. Each tree has a planting pin. There are three different package sizes with trees ranging from 1 1/2" to 5 1/2". All heights are approximate.

NO ASSEMBLY REQUIRED!





Birch

TR1601 (4"-1 pkg.)



Dead Elm

TR1602 (3", 2 1/4"-2 pkg.)



Sycamore

TR1603 (3", 2 1/4"-2 pkg.)



Fall Maple

TR1604 (3 1/4", 2 1/2"-2 pkg.)



Paper Birch

TR1605 (2 3/4", 1 1/2", 2 1/4"-3 pkg.)



Oak

TR1606 (3"-1 pkg.)



Locust

TR1607 (3", 1 3/4"-2 pkg.)



Aspen

TR1612 (2 3/4", 2 1/4"-2 pkg.)



Juniper

TR1619 (5", 2 1/2", 3"-3 pkg.)



Oak

TR1620 (5"-1 pkg.)



Spruce

TR1621 (5", 4"-2 pkg.)



Walnut

TR1622 (4"-1 pkg.)



Hickory

TR1623 (5 1/2"-1 pkg.)



Pine

TR1624 (5 1/4", 4"-2 pkg.)

NEW



Forest Canopy™

Available in four colors, this natural plant product is great for making dense forest canopies, individual trees, shrubs, bushes, dead trees and hedges. It is perfect for winter scenes, or for adding individual dead trees to your forest. Every piece of the product is useable and adds another dimension and texture to your layout or diorama. Customize pieces by breaking them into any size to fit your needs!

151 sq. in. (2474 cu. cm.)

- Economical forest coverage
- Great for multiple scales
- Natural plant material
- Varies in height up to six inches




Available in Four Colors



Light Green F1660



Medium Green F1661



Dark Green F1662



Autumn Mix F1663



Create dense forests.



Strip foliage for dead trees.



Model shrubbery.




Strip foliage to create winter scenes.

Fine-Leaf Foliage*

Fine-Leaf Foliage is great for modeling bushes, saplings, shrubs, hedges and makes exquisite trees. Every piece of the product can be used. The fine-leaf detail is superb and adds a new dimension to any layout. A Tree Armature is included in each package. Attach to Tree Armatures with Hob-e-Tac® Adhesive. Use Scenic Glue to attach to layout. Sizes vary from 1/2" to 8". 75 cu. in.




Dark Green F1130



Medium Green F1131



Light Green F1132



Olive Green F1133




Dead Foliage F1134



Fall Mix F1135



1. Strip, cut or break Fine-Leaf Foliage from branches.



2. Attach to Tree Armatures with Hob-e-Tac Adhesive.



Tree Armatures†

Tree Armatures are bendable plastic and retain their shape once twisted. They have the texture and color of real trunks and a base pin for planting. Sizes vary from 3/4" to 7". Use Hob-e-Tac® Adhesive to attach foliage.



1. Bend and twist Tree Armature into a three-dimensional shape.



2. Apply Hob-e-Tac Adhesive to branches. Let dry until clear and tacky.



3. Dip Tree Armature into foliage.



4. Poke a hole in layout, put in a drop of Scenic Glue and plant tree.

TREE ARMATURES					
Deciduous	QTY.	N SCALE	HO SCALE	O SCALE	ITEM #
¾" - 2" Armatures	114/pkg	10'-27'	5'-15'	3'-8'	TR1120
2" - 3" Armatures	57/pkg	27'-40'	15'-22'	8'-12'	TR1121
3" - 5" Armatures	28/pkg	40'-67'	22'-36'	12'-20'	TR1122
5" - 7" Armatures	12/pkg	67'-94'	36'-51'	20'-28'	TR1123
Pine					
2½" - 4" Armatures	70/pkg	33'-53'	18'-29'	10'-16'	TR1124
4" - 6" Armatures	44/pkg	53'-80'	29'-44'	16'-24'	TR1125



Realistic Tree Kits* †


The difference between a good layout and a great one is trees: in different sizes, shapes, textures and colors. Our deciduous and pine Realistic Tree Kits include Tree Armatures with bases and foliage materials. Packages TR1101-TR1103 include a mix of three different colors. They offer tremendous variation and are economically priced. A bonus Fine-Leaf Foliage sample is included in TR1111 and TR1112. Use Hob-e-Tac® Adhesive to attach foliage to Tree Armatures. Come with detachable bases.



DECIDUOUS COLOR



Light, Medium and Dark Green



Medium Green

PINE COLOR



Conifer Green



Forest Green

REALISTIC TREE KITS

Deciduous	COLOR	QTY.	N SCALE	HO SCALE	O SCALE	ITEM #
¾"-3"	Light, Medium, Dark Green	36/pkg	10'-40'	5'-22'	3'-12'	TR1101
3"-5"	Light, Medium, Dark Green	14/pkg	40'-67'	22'-36'	12'-20'	TR1102
5"-7"	Light, Medium, Dark Green	7/pkg	67'-94'	36'-51'	20'-28'	TR1103
¾"-3"	Medium Green	21/pkg	10'-40'	5'-22'	3'-12'	TR1111
3"-7"	Medium Green	6/pkg	40'-94'	22'-51'	12'-28'	TR1112
Pines	COLOR	QTY.	N SCALE	HO SCALE	O SCALE	ITEM #
2 ¼"-4"	Conifer Green	42/pkg	33'-53'	18'-29'	10'-16'	TR1104
4"-6"	Conifer Green	24/pkg	53'-80'	29'-44'	16'-24'	TR1105
6"-8"	Conifer Green	16/pkg		44'-58'	24'-32'	TR1106
2 ½"-6"	Forest Green	24/pkg	33'-80'	18'-44'	10'-24'	TR1113

Lead-Free Metal Tree Kits

These are highly-detailed, extremely versatile trees, designed to lend realism and variety to any layout. Use Hob-e-Tac® Adhesive or Scenic Glue to attach the pre-colored, non-metallic foliage to the bendable lead-free metal armatures. Lightly spray with Scenic Cement to add Fine or Coarse Turf accent colors, Fruit or Flowers.



Small Tree Kits

Each tree kit contains two to five bendable lead-free metal armatures. There are ten different kits available including deciduous, pine and dead trees.



Forked Tree TK11
2 1/4" (4/kit)




Ornamental TK12
2 1/2" (5/kit)



Straight Trunk TK13
2 1/2" (5/kit)



Softwood Pine TK14
3 1/4" (5/kit)



Shag Bark TK17
3 1/2" (3/kit)



Double Forked TK18
3 1/2" (2/kit)



Shade Tree TK19
4" (2/kit)



Columnar Pine TK20
4 1/2" (4/kit)



Gnarled TK21
4 1/2" (2/kit)



Dead Trees TK22
(5/kit)

Large Tree Kits

These bendable lead-free metal tree kits take tree-making to new heights! The Hedge Row Scene allows you to recreate Mother Nature at her best.



Pine Tree TK23
6" - 9" (5/kit)



Hedge Row Scene TK24
24" - 30" (18 trees and 6 bushes/kit)



Hardwood Trees TK25
5 1/2" - 6 1/2" (3/kit)



Big Old Trees TK26
7" - 7 1/2" (2/kit)

Forest Kits


The Pine and Hardwood Forest bendable lead-free metal tree kits are the most economical trees. The cost (per tree) of these kits is so inexpensive you can afford to create entire forest areas.



Pine Forest TK27
2" - 4" (24/kit)



Hardwood Forest TK28
2" - 4" (24/kit)



Accident Waiting to Happen (A1893 and A2171) see page 42.

N, HO, O and G Scale Scenic Accents®

This collection of N, HO, O and G scale figures, animals and accessories have been sculpted with detail and are hand-painted. Each piece exudes personality created by the craftsman, and is a work of art at an affordable price. Their natural charm will steal the show. To attach, apply Scenic Accents® Glue and set in place with Gentle Grips® (page 49).



Pedestrians*

HO - A1821 N - A2121



Professionals

HO - A1835 N - A2135



General Public

HO - A1837 N - A2149 O - A2730



Ordinary People*

HO - A1824 N - A2124



Casual People*

HO - A1874 N - A2168



Bystanders*

HO - A1872 N - A2156 O - A2732



Uniformed Travelers

HO - A1892



Travelers*

HO - A1840 N - A2155



Commuters*

HO - A1839 N - A2150

Availability subject to change. Colors may vary from actual product. *White benches and walls not included.



People Talking

HO - A1838



Window Shoppers

HO - A1825 N - A2125



Rebels*

HO - A1849 N - A2136



Bicycle Buddies

HO - A1904 N - **A2194**



Checker Players

HO - A1848 N - A2132 O - A2727



Game of Horseshoes

HO - A1880 N - A2165




Baseball Players I

HO - A1869 N - A2145



Baseball Players II

HO - A1870 N - A2146



Youth Football Players

HO - A1895 N - A2169



Spectators

HO - A1881 N - A2172



Kids at Play

HO - A1830



Sun Bathers

HO - A1853



Recreational People

HO - A1846



Active People

HO - A1831



Jug Band

HO - A1902 N - A2180 O - **A2743**



Tourists

HO - A1836



Lovers

HO - A1833 N - A2133



Full Figured Folks

HO - A1845 N - A2130 O - A2728



Snowball Fight (A1894 and A2183) and Ice Skaters (A1899 and A2184) see page 43.



Farm People
HO - A1857 N - A2152



Beekeepers
HO - A1897 N - A2178



Picket Line (A1920 and A2197) see page 44.



Farmers Market
HO - A1896 N - A2170



Dairy Farmers
HO - A1887 N - A2166



Holstein Cows
HO - A1863 N - A2187 O - A2724



Hereford Cows
HO - A1843 N - A2144



Horseback Riders
HO - A1889 N - A2159



Chestnut Horses
HO - A1842



Farm Horses
HO - A1862 N - A2141



Livestock
HO - A1844



Farm Animals
HO - A1888 N - A2142



Hampshire Pigs
HO - A1864 N - A2139



People & Pesky Raccoons
HO - A1875 N - A2158



Engineers*
HO - A1866 N - A2153 O - A2733



Train Mechanics
HO - A1859 N - A2147 O - A2721



Train Personnel
HO - A1847 N - A2131 O - A2722



Passengers*
HO - A1873 N - A2190 O - A2731



Hobos

HO - A1860 N - A2138 O - A2734



Track Workers

HO - A1865 N - A2148 O - A2723



Rail Workers

HO - A1898 N - A2177 O - **A2747**



Chain Gang

HO - A1858 N - A2167 O - **A2745**



Assorted Junk

HO - A1852 N - A2163



People Sitting*

HO - A1829 N - A2129



Sitting & Waiting*

HO - A1834



Bus Stop People*

HO - A1861 N - A2134



Moms & Kids*

HO - A1832



Park Benches

HO - A1879 N - A2181



Children

HO - A1891 N - A2182



Dogs & Cats

HO - A1841 N - A2140 O - A2725



People & Pets

HO - A1827 N - A2143



Policemen

HO - A1822 N - A2122 O - A2736



Firemen to the Rescue

HO - A1882 N - A2151



Firemen to the Rescue (A1882 and A2151) see this page.



Shoe Shiners

HO - A1877 N - A2176



Graveside Service

HO - A1868 N - A2127



Tombstones

HO - A1856 N - A2164 O - A2726



Gone Fishing*

HO - A1878 N - A2179



Rabbit Hunt

HO - A1903



Deer

HO - A1884 N - A2185 O - A2738



Black Bears

HO - A1885 N - A2186 O - A2737



Lumberjacks

HO - A1876 N - A2160 O - A2735



Surveyors

HO - A1883 N - A2175 O - A2741



City Workers

HO - A1826 N - A2126 O - A2742



Painters

HO - A1890 N - A2174



Welders & Accessories

HO - A1871 N - A2157



Accident Waiting to Happen

HO - A1893 N - A2171



Roofers

HO - A1828 N - A2128



Assorted Skids

HO - A1854 N - A2161



Assorted Crates

HO - A1855 N - A2162 O - A2739



Road Crew

HO - A1850 N - A2137



Canoers (A1918 and A2200) see page 44.



Road Crew Details

HO - A1851



Dock Workers

HO - A1823 N - A2123 O - A2729



Masonry Workers

HO - A1901 N - A2173



Factory Workers*

HO - A1867 N - A2154 O - A2746



2nd Shift Workers

HO - A1886 N - A2188



Snowball Fight

HO - A1894 N - A2183



Ice Skaters

HO - A1899 N - A2184



Couples in Coats

HO - A1900 N - A2189




Painters (A1890 and A2174) see page 42.



Dog Wash

HO - A1905 N - A2195



Newsstand

HO - A1906 N - A2191 O - A2740



Golfers

HO - A1907



Sixteen Passengers*

HO - A1908



Depot Workers & Accessories

HO - A1909



Fly Fishermen

HO - A1910



Workers with Forklift

HO - A1911 N - A2192 O - A2744



Goodbye People

HO - A1912 N - A2193



People Walking

HO - A1913



Auto Mechanics

HO - A1914



Lawn Workers

HO - A1915



Park Bums

HO - A1916 N - A2196

Campers
HO - A1917 N - **A2199** COMING SOON

Canoers
HO - A1918 N - **A2200** COMING SOON

Smoke Jumpers
HO - A1919

Picket Line
HO - A1920 N - **A2197** COMING SOON

Playtime
HO - A1921 N - **A2198** COMING SOON

Senior Citizens
HO - A1922

Family Fishing
HO - A1923

People on Benches
HO - A1924

Sermon on the Crate
HO - A1925

Shootin' Hoops
HO - **A1926** NEW

One Man Crew
HO - **A1927** NEW

Garage Treasures
HO - **A1928** NEW

Backyard Barbeque
HO - **A1929** COMING SOON

The Founders
HO - **A1930** COMING SOON

Backyard Basics
HO - **A1931** COMING SOON

Wedding Bouquet Toss
HO - **A1932** COMING SOON

Miners
HO - **A1933** COMING SOON

Loading Dock Details
HO - **A1934** COMING SOON

WATCH FOR FUTURE RELEASES!





Clyde the Conductor (A2528), Paul Porter (A2527) and Tom Traveler (A2531) see this page.



Big Bobby, Bench and Buster
G - A2521



The Checker Brothers and Hound
G - A2522



Calvin P. Crate
G - A2523



Rover and Felix
G - A2524



Sam Supervisor
G - A2525



Mike the Mechanic
G - A2526



Paul Porter
G - A2527



Clyde the Conductor
G - A2528



Homeless Harry Hobo
G - A2529



Hungry Henry Hobo
G - A2530



Tom Traveler
G - A2531



Officer Dunkin
G - A2532



Doug and Phil Shoveler
G - A2533



Frank and Son Fishing
G - A2534



The Sitting Seymores*
G - A2535



Ernie the Engineer
G - A2536



Peter Pipe Puffer
G - A2537



Carl Commuter
G - A2538



Fireman Bill and Betsy
G - A2539



Earl and Eddie Engineer*
G - A2540



Gus and Gertie Gardener
G - A2541



Spike, Neil and Ty
G - A2542



Buck and Family
G - A2543



Welder Brothers
G - A2544



*Homeless Harry Hobo (A2529) and Hungry Henry Hobo (A2530) see page 45.
The Bumm Brothers (A2548) see page 47.*



Barney's Big Bust
G - A2545



Pickin' and Grinnin'
G - A2546



Idling Engineers
G - A2547



Chip, Woody and Chopper (A2552) see this page.



The Bumm Brothers
G - A2548



Three Train Mechanics
G - A2549



Horse Shoein' Around
G - A2550



Harry Bear and Family
G - A2551



Chip, Woody and Chopper
G - A2552



Milkin' Ol' Bessie
G - A2553



Tombstones
G - A2554



Dedicated Depot Workers
G - A2555



Hilow Bros. Surveying Co.
G - A2556



Striking Pickers
G - **A2557**



All Aboard
G - **A2558**



Ned's Newsstand
G - **A2559**



Polly's Postal Pursuit
G - **A2560**



Law and Lawless
G - **A2561**



Rail Workers
G - **A2562**

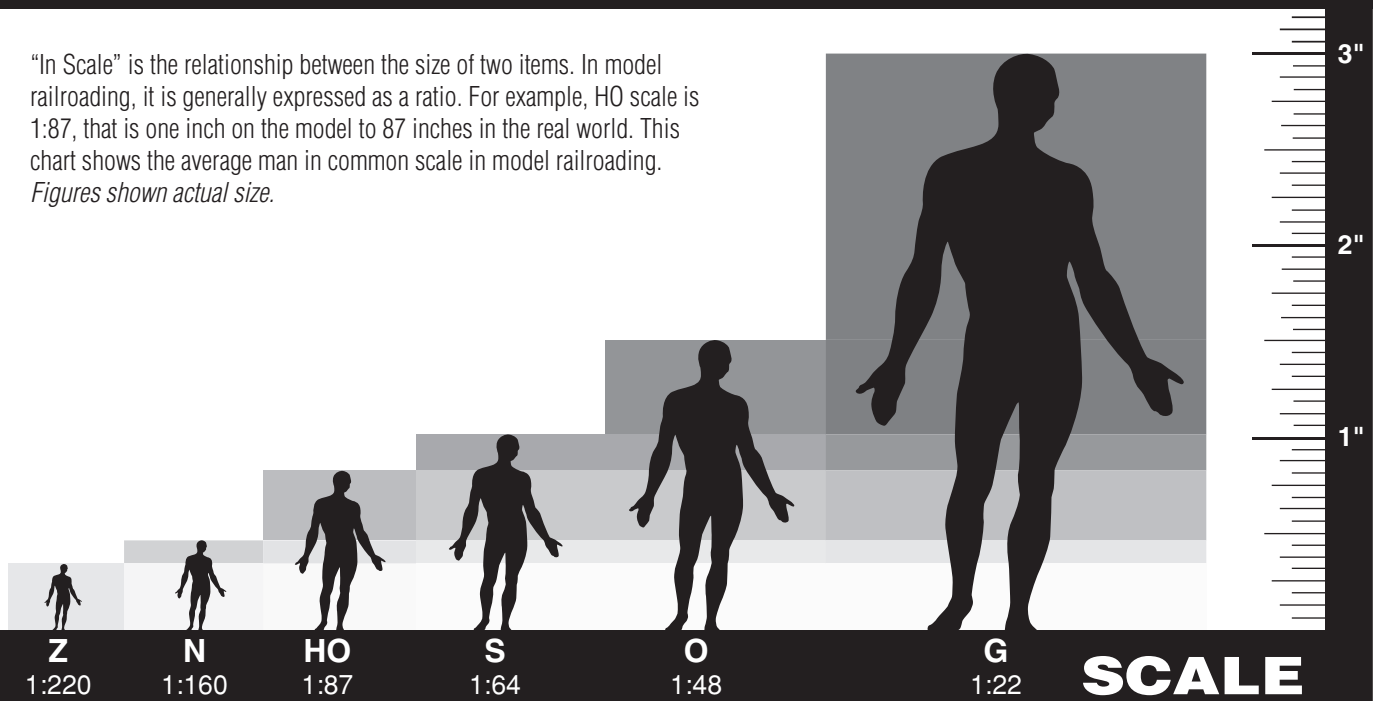


Ned's Newsstand (A2559) see this page.



SCALE CHART

"In Scale" is the relationship between the size of two items. In model railroading, it is generally expressed as a ratio. For example, HO scale is 1:87, that is one inch on the model to 87 inches in the real world. This chart shows the average size in common scale in model railroading. *Figures shown actual size.*



Scenic Accents® Economy Packs

Why not populate your layout with numerous people, animals and accessories...all at an affordable price? There are three different packages in either N or HO scale. Each package contains over 100 themed pieces. Just imagine: save over 30% from items purchased separately. Each package may vary in contents and include duplicates. There is a limited supply.



Assorted Farm Set
HO - A2051 N - A2061



Assorted Worker Set
HO - A2052 N - A2062



Assorted Figure Set
HO - A2053 N - A2063



Assorted Worker Set (A2052 and A2062) and Assorted Figure Set (A2053 and A2063) see this page.

Scenic Accents® Glue[†] A198

This adhesive is specially formulated for attaching Scenic Accents or other types of figures to a layout. Scenic Accents Glue stays tacky and allows for repositioning, without having to reapply glue each time. Sand glue points and apply glue. Let dry until clear and tacky, then place on layout. A brush applicator is included.
1.25 fl. oz.



Gentle Grips® A200

This unique tweezer is used for positioning Scenic Accents or any scale figures that fit in the tweezer head. The protective tips will not damage figures. Gentle Grips come in a handy storage tube and feature non-slip grips.
6 inch tines





Harrison's Hardware (BR5022) see page 51 and Lubener's General Store (BR5021) see this page.

N and HO Scale Built-&-Ready® Structures

These preassembled, hand-painted and fully detailed N and HO scale structures are great for building cities, towns and villages. Each is individually molded with high architectural detail. The superb see-through packaging allows visibility from all four sides.



Chip's Ice House

HO - BR5028 (6 1/4" w x 5 3/4" d x 4 1/4" h)



Lubener's General Store

HO - BR5021 (4 1/2" w x 3 3/4" d x 4 1/4" h)



Granny's House

HO - BR5027 (4" w x 5 1/2" d x 2 1/2" h)

NEW



Harrison's Hardware

HO - BR5022 (4 7/8" w x 3 3/4" d x 4 1/2" h)

N - BR4921 (2 7/16" w x 2" d x 2 7/16" h)



Dansbury Depot

HO - BR5023 (7 1/2" w x 5 1/8" d x 4" h)



Corner Emporium

HO - BR5024 (4 1/8" w x 2 7/8" d x 4 1/8" h)



Fill'er Up & Fix'er

HO - BR5025 (6" w x 5 3/8" d x 2 5/8" h)

N - BR4922 (3 1/4" w x 2 7/8" d x 1 1/16" h)



Clyde & Dale's Barrel Factory

HO - BR5026 (6 3/4" w x 5 3/8" d x 4 1/8" h)



Felix Fix-a-Flat (AS5523) see this page.

N and HO Scale AutoScenes®

AutoScenes have been finely crafted and custom painted to depict realism. They add life, color, interest and authenticity to any layout scene or diorama. Not just automobiles, but real figures and accessories that capture the '40s and '50s era. These are true 1:160 N scale and 1:87 HO scale models.



Hall & Duke

HO - AS5521

N - AS5321



Billy Brown's Coupe

HO - AS5522

N - AS5322



Felix Fix-a-Flat

HO - AS5523

N - AS5323



Family Vacation

HO - AS5525

N - AS5325



Lubeners Loading

HO - AS5526

N - AS5326



Roger's Rag Top

HO - AS5527



Wayne Recker's Tow Service

HO - AS5524

N - AS5324



Willie's Warning

HO - AS5528



Mickey's Milk Delivery
HO - AS5529



Spoonin'-N-Croonin'
HO - AS5530



Rusty's Regret
HO - AS5531



Suds & Shine
HO - AS5533



Pickem' Up Truck
HO - AS5534



Sunday Drive
HO - AS5535



Thompson's Travelin' Trailer
HO - AS5532



Cruisin' Coupes
HO - AS5536



Cop'n a Kiss
HO - AS5537



Henry's Haulin'
HO - AS5538



Peter's Painting
HO - AS5539



Getaway Gangsters
HO - AS5540



To The Lake
HO - AS5544



Ike's Ice Cream Truck
HO - AS5541



Ma & Pa's Trailer Haven
HO - AS5542



Shove It or Leave It
HO - AS5543



NEW
Rusty Springs Furniture
 HO - **AS5545**



NEW
Pit Stop
 HO - **AS5546**



NEW
Hitchin' A Ride
 HO - **AS5547**



COMING SOON
Carburetor Chaos
 HO - **AS5548**




COMING SOON
Born to Ride
 HO - **AS5549**



COMING SOON
Rocky's Road Repair
 HO - **AS5550**

WATCH FOR FUTURE RELEASES!



Billy Brown's Coupe (AS5522), Wayne Recker's Tow Service (AS5524) Willie's Warning (AS5528) see page 52. Cruisin' Coupes (AS5536) see page 53.

Mini-Scene®

To add humor and realism to your layout, create these delightful Mini-Scenes in HO scale. Complete kits contain lead-free metal castings and landscaping materials. Assemble and then finish with our Pewter Patina or Paint Set. Miniature scene collectors will enjoy building and finishing these scenes. We recommend using super glue or a two-part epoxy to assemble Mini-Scenes. *All scenes designed to fit in Glass Display Dome and Base (3" diameter x 4¼" high).*



Abandoned Log Cabin M101



Moonshine Still M102



The Windmill M103



The Hunter M104



The Sign Painter M105



The Tack Shed M106



Tommy's Treehouse M107



Outhouse Mischief M108



Ernie's Fruit Stand M109



Saturday Night Bath M110



Floyd's Barber Shop M111



Tractor Pit Stop M112

Mini-Scene® Paint Set M125

This paint is used for painting metal details. It includes 12 assorted colors: red, yellow, blue, black, gray, white, cream, tan, rust, yellow ocher, brown and pewter. Paint is non-toxic, non-flammable and water-soluble.



Pewter Patina Finish M126

For a quality pewter finish on Mini-Scenes use our Pewter Patina Finish. Easily applied by brushing on and wiping off high spots. Finish is non-toxic, non-flammable and water-soluble.



Glass Display Dome and Base M127

For the ultimate display and protection, use our 3" diameter x 4¼" high glass display dome. Plastic base is ½" high.





Ice House (D219), Pharmacy (D221), Daniels Outfitters (D220) and Doctor's Office and Shoe Repair (D224) see page 57. Rocky's Tavern (D238) see page 58. Flat Bed and Tractor (D244) see page 59.

Scenic Details®

These 47 kits are finely crafted HO scale reproductions which are highly detailed and lead-free. Use Scenic Details anywhere on your layout. They fill in small empty spaces beside railroad tracks and add a great amount of detail to your layout with items like crates, barrels, skids, junk piles, tractors, small buildings, animals and more. Add Scenic Details after all of the landscaping has been finished, to ensure proper placement. Colorful Dry Transfer Decals are included in some of the kits. Scenic Details are economical, easy to assemble and fun to paint. They add color, interest and authenticity to your layout. Attach to layout with Scenic Accents® Glue, Hob-e-Tac® Adhesive or Scenic Glue. We recommend using super glue or a two-part epoxy to assemble Scenic Details.



20 Tombstones

D201 (3 3/4" diameter x 1 1/4" tall)



Trackside Junk

D202 (4" diameter x 1 1/4" tall)



Crates-Barrels-Sacks

D203 (4" diameter x 1" tall)



15 Assorted Skids

D204 (4" diameter x 3/8" tall)



Assorted Junk Piles

D205 (4" diameter x 1/2" tall)



Assorted Mailboxes

D206 (4" diameter x 5/8" tall)



Disc and Tractor (1938-1946)

D207 (3 3/4" long x 7/8" tall)



Seeder and Tractor (1938-1946)

D208 (2 3/4" long x 7/8" tall)



"Aermotor" Windmill
D209 (1 1/2" diameter x 4 1/2" tall)



Plow, Disc, Horse and Man
D210 (3 1/8" diameter x 3/4" tall)



2 Tractors (1929-1938)
D211 (1 3/8" long x 7/8" tall each)



3 Fuel Stands
D212 (3 1/4" long x 1 3/4" tall)



Smokehouse
D213 (2 1/2" diameter x 1 3/8" tall)



3 Outhouses and Man
D214 (2 1/2" diameter x 1 3/8" tall)



Chicken Coop
D215 (2 1/2" diameter x 1" tall)



Tool Shed
D216 (2 1/2" diameter x 2 1/2" tall)



Service Truck (1914 Diamond T)
D217 (3" long x 1 1/2" tall)



Grain Truck (1914 Diamond T)
D218 (3" long x 1 1/8" tall)



Ice House
D219 (2 3/8" long x 2 1/2" tall)



Daniels Outfitters
D220 (2 1/4" long x 2 5/8" tall)



Pharmacy
D221 (3 1/4" long x 3 3/4" tall)



Ticket Office
D222 (2 1/4" long x 2 1/2" tall)



Gas Station
D223 (4" diameter x 2 7/8" tall)



Doctor's Office and Shoe Repair
D224 (3" long x 2 1/8" tall)



Industrial Junk
D225 (3 1/2" diameter x 1/2" tall)



Cats and Dogs
D226 (3 3/4" diameter x 1" tall)



Bare Hunter
D227 (1 3/4" diameter x 5/8" tall)



Service Truck (D217), with modifications, see page 57.



Motorcycles and Sidecar
D228 (1 1/2" diameter x 3/4" tall)



Steam Engine and Hammer Mill
D229 (2 1/4" long x 1 5/8" tall)



8 Vending Machines
D230 (3 1/4" diameter x 1 1/8" tall)



Trackside Scale
D231 (2" diameter x 2 1/4" tall)



Diesel Fuel Facility
D232 (4 1/4" long x 1 5/6" tall)



Bulldozer
D233 (2 1/4" long x 1 1/8" tall)



Motor Grader
D234 (3 1/2" long x 1 1/8" tall)



Track-Type Loader
D235 (2 1/2" long x 1 5/8" tall)



Gazebo
D236 (1 1/2" diameter x 2 1/4" tall)



Backhoe - INSLEY Model "K"
D237 (3 7/8" long x 1 5/8" tall)



Rocky's Tavern
D238 (3 1/8" long x 2 1/4" tall)



Flag Depot
D239 (4 1/4" long x 2" tall)



Tucker Brothers Machine Shop
D240 (3 3/8" long x 2 3/8" tall)




Branch Line Water Tower
D241 (3 3/8" long x 3 3/4" tall)



Tank Truck (Diamond T)
D242 (2 1/2" long x 1" tall)



Flat Bed and Tractor (Diamond T)
D244 (3 5/8" long x 1 1/8" tall)



Rural Sawmill
D243 (3 1/4" long x 2" tall)



Hyster Logging Cruiser and Tractor
D246 (4" long x 2" tall)



Dump Truck (1 1/2 Ton Federal)
D247 (2 5/8" long x 1 1/2" tall)




Street and Traffic Lights
D248 (3" diameter x 2 5/8" tall)



Flat Bed and Tractor (D244) see this page. Pharmacy (D221), Doctor's Office and Shoe Repair (D224) see page 57.

Scenic Details®



Scenic Details®, Mini-Scene®, Complete Scenes and Trackage Scenes all contain lead-free, white metal castings that are loaded with details and easy to assemble. First clean castings, then glue pieces according to included diagrams and instructions using a cyanoacrylate (super glue). Let glue dry and paint.

All sizes are approximate.



Complete Scenes

Nearly any model railroad would be improved with the addition of our Complete Scenes. The kits contain highly detailed, lead-free, metal castings, plus all the materials needed to build one of the three scenes shown (except paint and glue). All are HO scale and can be assembled in several different ways to fit into the available space. We recommend using super glue or a two-part epoxy to assemble Complete Scenes.



Memorial Park S132 (shown above)

A small community would not be complete without a place to get together on those warm summer evenings. Over 40 detailed accessories - trees, foliage, turf and the materials for fence and shed - are packed into this scene.

8" x 14" scene



Smiley's Tow Service S130

This scene includes over 60 white metal castings. Seven trees, foliage and turf are provided to make Smiley's a thriving enterprise.

7" x 9" scene



Maple Leaf Cemetery S131

It is mere chance if you find your name on one of the 28 tombstones included in this kit of more than 40 detailed accessories. Eight trees and all the foliage and turf are provided to make this scene.

8" x 11" scene



Trackside Scenes

Trackside Scenes are designed specifically for the modeler who wants the utmost in fine quality craftsmanship, intricate detail and authenticity. These kits are probably different than any you have previously constructed. These are not simply models of a single item, but of a complete scene. Each HO scale kit contains over 70 highly detailed, lead-free, metal castings. Includes trees, turf, foliage and all the accessories necessary to complete a scene covering up to 200 square inches. Paint with our Mini-Scene® Paint Set (M125, with 12 assorted colors). Any layout will benefit from the addition of one or more of these scenes. We recommend using super glue or a two-part epoxy to assemble Trackside Scenes.



Tie & Plank Mill TS154 *(shown above)*

This small, steam-powered sawmill and dipping shed converted raw timber into ties and planks to supply the needs of local rail lines.
18" x 8" scene



Possum Hollow TS151

An abandoned caboose has been converted to a home for a backwoods family. The piles of accumulated junk add to the whimsy of the scene. *9" x 8" scene*



Caboose & Sand Facility TS152

This is a common sight found around railroad yards. The sand tower supplies the locomotives' needs while the storage shed keeps the caboose well-stocked. *9" x 8" scene*



Otis Coal Company TS153

Private coal companies like this were found along spur lines throughout the United States. Such facilities served as the link between the long coal trains and the consumer. *18" x 8" scene*



Dry Transfer Decals

Woodland Scenics® Dry Transfer Decals are the quick and easy way to make your hobby projects look great. The wide range of decals will add desired detail to buildings, fences, signs and box cars in full color. Give your layout, diorama or miniature scene the touch of authenticity needed to bring it truly alive. Our Dry Transfer Decals give you the ultimate in realism without the fuss and bother of wet process decals.

4" x 5" sheets

Dry Transfer Burnisher DT600

Use this Burnisher to transfer decals from their carrier sheet to any surface. Made of a smooth-gliding plastic, this burnisher has a fine point for small Dry Transfers and a wide blade for burnishing larger areas, with a chisel point for working Dry Transfer Decals into textures.



1. Position the Dry Transfer Decal where you want it and rub over the top with a Burnisher or dull pencil.



2. Carefully remove the carrier sheet.



3. Place the backing paper over the Dry Transfer Decal and burnish again. Smooth into rough or textured surfaces with light pressure from your thumb or an eraser.



4. Dry Transfer Decals can be "weathered" with a light sanding or other various techniques.

Signs & Posters

Transform your cities and towns with color, variety and life. Easily create a large array of business, advertising and railroad signs using D245, DT551-DT557 and DT559-DT563.



Series One
D245



Tavern, Gas Station & Commercial Signs
DT551



Assorted Business Signs
DT552



Depot, R.E.A. & Advertising Signs
DT553



Product & Advertising Signs
DT554



Road Product & Burma-Shave Signs
DT555



Assorted Logos & Advertising Signs
DT556



Data Warning Labels & Commercial Signs
DT557



Assorted Products & Business Signs
DT559



Crate Labels & Warning Signs
DT560



1960's Signs & Posters
DT561



1950's Signs & Posters
DT562




1940's Signs & Posters
DT563

Box Car

Expertly detail your box cars with the logos, heralds and reporting marks of individual railroads. DT558, DT601-DT611

While most other dry transfers come in one or maybe two colors, Woodland Scenics® Dry Transfer Decals are reproduced in full color.



Railroad Herald's**
DT558

** Products bearing Union Pacific, Southern Pacific and Rio Grande marks are made under trademark license from Union Pacific Railroad Company.



Box Car Data-Roman
Black/White HO Scale
DT601



Box Car Data-Gothic
Black/White HO Scale
DT602



Union Pacific Box Cars**
DT603



Santa Fe Box Cars
El Capitan/Super Chief
DT604



Santa Fe Box Cars
Shock Control/Ship & Travel
DT605



Rock Island Box Cars
Soft Touch/DF HO Scale
DT606



BN and CB & Q Box Cars
General Freight/Everywhere West
DT607



Frisco Box Cars Ship IT
on the Frisco/Frisco Fast Freight
DT608



Southern Pacific Box Cars**
DT609



Great Northern Box Cars
DT610




Reefer Cars
Armour/Miller/Hormel HO Scale
DT611




Letters, Lines and Numbers
Add graphic touches and create your own custom signs with Dry Transfer letters, lines and numbers. DT501-DT512, DT515


Application is as simple as positioning the Dry Transfer in the desired area, rubbing gently on the back and slowly peeling away the carrier sheet.



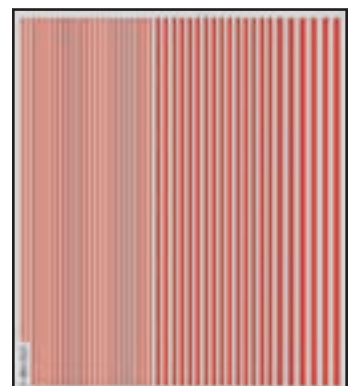
R.R. Gothic-White
(1/16", 3/32", 1/8", 3/16")
DT507 (Black-DT508)



R.R. Roman Numbers-White
(1/16", 3/32", 1/8", 3/16")
DT510 (Black-DT509)




R.R. Gothic Numbers-White
(1/16", 3/32", 1/8", 3/16")
DT512 (Black-DT511)




Stripes-Red*
(1/64", 1/32", 1/16")
DT515

** Products bearing Union Pacific, Southern Pacific and Rio Grande marks are made under trademark license from Union Pacific Railroad Company.


*Stripes also available in Black-DT513, White-DT514, Yellow-DT516



Tuscan & Playbill
1/16", 3/32", 1/8", 3/16"
DT501




Benton & Windsor
3/32", 1/8", 3/16", 1/4"
DT502



Gothic Outline & Sign Painter
5/16", 3/16"
DT503



R.R. Roman Red/Gold
1/16", 3/32", 1/8", 3/16"
DT504



R.R. Roman White
1/16", 3/32", 1/8", 3/16"
DT506 (Black-DT505)

Mini-Series
The same quality and variety of Dry Transfer Decals as our originals, only in a small size. Perfect for N scale modelers and anywhere smaller signs and logos are required.
DT570-DT575



Mini-Series Product Logos
DT570



Mini-Series Railroad Signs**
DT571




Mini-Series Business Signs
DT572



Mini-Series Signs & Posters
DT573



Mini-Series Service Station Signs
DT574



Mini-Series Lettering Black & White
DT575

** Products bearing Union Pacific, Southern Pacific and Rio Grande marks are made under trademark license from Union Pacific Railroad Company.

Model Graphics®

Model Graphics Dry Transfer Decals are easy to use. Place where desired and burnish (see instructions on page 62). Model Graphics' 64 sheet selection of Dry Transfer Decals contain 340 different alphabets, number sets and line assortments to satisfy the lettering and striping needs of every craftsman. Intricate detailing is quicker, less complicated and more realistic than when attempted with wet process decals.

5 5/8" x 8 1/4" sheets



Dry Transfer Burnisher DT600

Use this Burnisher to transfer Model Graphics from their carrier sheet to any surface.



M V H Q I S
1/16 3/32 1/8 3/16 1/4 5/16

Roman, R.R.
MG701 (Black) MG702 (White)
MG703 (Gold) MG704 (Red)
MG705 (Yellow) MG706 (Silver)

3 6 9 2 4 8
1/16 3/32 1/8 3/16 1/4 5/16

Numbers Roman, R.R.
MG707 (Black) MG708 (White)
MG709 (Gold) MG710 (Red)
MG711 (Yellow) MG712 (Silver)

N 8 G I
3/8 1/2

Roman, R.R.
MG713 (Black)
MG714 (White)

E A I Z Q
1/16 3/32 1/8 3/16 1/4

Extended Roman, R.R.
MG715 (Black)
MG716 (White)
MG717 (Gold)

B V N S X R
1/16 3/32 1/8 3/16 1/4 5/16

Condensed Roman, R.R.
MG718 (Black)
MG719 (White)

A D O B X J
1/16 3/32 1/8 3/16 1/4 5/16

Gothic, R.R.
MG720 (Black) MG721 (White)
MG722 (Gold) MG723 (Red)
MG724 (Yellow) MG725 (Silver)

1 3 5 7 9 0
1/16 3/32 1/8 3/16 1/4 5/16

Numbers Gothic, R.R.
MG726 (Black) MG727 (White)
MG728 (Gold) MG729 (Red)
MG730 (Yellow) MG731 (Silver)

F 2 L 3
3/8 1/2

Gothic, R.R.
MG732 (Black)
MG733 (White)

P U K W E
1/16 3/32 1/8 3/16 1/4

Extended Gothic, R.R.
MG734 (Black)
MG735 (White)
MG736 (Gold)

J M S I K E
1/16 3/32 1/8 3/16 1/4 5/16

Condensed Gothic, R.R.
MG737 (Black)
MG738 (White)

B G U S O A
1/16 3/32 1/8 3/16 1/4 5/16

45° USA Gothic
MG739 (Black) MG740 (White)
MG741 (Red) MG742 (Yellow)
MG743 (Silver)

G 3 S 9
3/8 1/2

45° USA Gothic
MG744 (Black)
MG745 (White)

0 9 7 5 2 8
1/16 3/32 1/8 3/16 1/4 5/16

Numbers 45° USA Gothic
MG746 (Black) MG747 (White)
MG748 (Red) MG749 (Yellow)
MG750 (Silver)

P K T S N G
3/32 1/8 1/4 3/32 1/8 1/4

Stencil & Block Roman
MG751 (Black) MG752 (White)
MG753 (Red) MG754 (Yellow)

K 9 P 7 G 8 H 1
3/16 5/16 3/16 5/16

Script & Old English
MG755 (Black) MG756 (White)
MG757 (Gold) MG758 (Silver)

Stripes
MG759 (Black) MG760 (White)
MG761 (Gold) MG762 (Red)
MG763 (Yellow) MG764 (Silver)

Hob-Bits®

These are high-quality brass machine screws, nuts and washers. The machine screws come in four sizes and four different styles. They are the ideal precision fasteners for countless hobby projects. Hob-Bits tools include wrenches, taps and dies for all four sizes shown below.

Round Head Screws			
No.	Size	Length	Qty.
H801	00-90	1/8"	5
H802	00-90	1/4"	5
H803	00-90	3/8"	5
H804	00-90	1/2"	5
H805	0-80	1/8"	5
H806	0-80	1/4"	5
H807	0-80	3/8"	5
H808	0-80	1/2"	5
H809	1-72	1/8"	5
H810	1-72	1/4"	5
H811	1-72	3/8"	5
H812	1-72	1/2"	5
H813	2-56	1/8"	5
H814	2-56	1/4"	5
H815	2-56	3/8"	5
H816	2-56	1/2"	5

Fillister Head Screws			
No.	Size	Length	Qty.
H821	00-90	1/8"	5
H822	00-90	1/4"	5
H823	00-90	3/8"	5
H824	00-90	1/2"	5
H825	0-80	1/8"	5
H826	0-80	1/4"	5
H827	0-80	3/8"	5
H828	0-80	1/2"	5
H829	1-72	1/8"	5
H830	1-72	1/4"	5
H831	1-72	3/8"	5
H832	1-72	1/2"	5
H833	2-56	1/8"	5
H834	2-56	1/4"	5
H835	2-56	3/8"	5
H836	2-56	1/2"	5

Flat Head Screws			
No.	Size	Length	Qty.
H841	00-90	1/8"	5
H842	00-90	1/4"	5
H843	00-90	3/8"	5
H844	00-90	1/2"	5
H845	0-80	1/8"	5
H846	0-80	1/4"	5
H847	0-80	3/8"	5
H848	0-80	1/2"	5
H849	1-72	1/8"	5
H850	1-72	1/4"	5
H851	1-72	3/8"	5
H852	1-72	1/2"	5
H853	2-56	1/8"	5
H854	2-56	1/4"	5
H855	2-56	3/8"	5
H856	2-56	1/2"	5

Hex Head Screws			
No.	Size	Length	Qty.
H861	00-90	1/8"	5
H862	00-90	1/4"	5
H863	00-90	3/8"	5
H864	00-90	1/2"	5
H865	0-80	1/8"	5
H866	0-80	1/4"	5
H867	0-80	3/8"	5
H868	0-80	1/2"	5
H869	1-72	1/8"	5
H870	1-72	1/4"	5
H871	1-72	3/8"	5
H872	1-72	1/2"	5
H873	2-56	1/8"	5
H874	2-56	1/4"	5
H875	2-56	3/8"	5
H876	2-56	1/2"	5



Dies		
No.	Size	Qty.
H877	00-90	1
H878	0-80	1
H879	1-72	1
H880	2-56	1

Hex Nuts		
No.	Size	Qty.
H881	00-90	5
H882	0-80	5
H883	1-72	5
H884	2-56	5

Wrenches		
No.	Size	Qty.
H885	00-90	1
H886	0-80	1
H887	1-72	1
H888	2-56	1

Washers		
No.	Size	Qty.
H891	00-90	5
H892	0-80	5
H893	1-72	5
H894	2-56	5

Taps		
No.	Size	Qty.
H895	00-90	1
H896	0-80	1
H897	1-72	1
H898	2-56	1

Hob-E-Lube® Premium Oils

These oils are plastic and paint compatible. They come with a metal cap and 2 1/4" needle applicator (for hard to reach areas). .5 fl. oz./15 ml.

Ultra-Lite Oil HL661

Contains proven anti-wear additives. Use on HO and smaller scales of model trains, precision instruments or where a light oil is needed.

Lite Oil HL662

Multi-viscosity additives for trouble-free operation, even at extreme temperatures. Great for home and workshop applications.

Medium Oil HL663

Prevents metal contact and surface scuffing. Specially formulated for use on R/C cars, airplanes, boats and HO scale and larger model trains.

Gear Lube HL664

A true gear lubricant, where tough, lasting gear oil is needed.



Hob-E-Lube® Lubricants

Use these lubricants on model trains, R/C cars, planes and boats.

Dry Graphite HL651

With Molybdenum: will not collect dust, has good adherence properties and clings to sliding surfaces. Ideal for metal, wood, plastic and rubber. .21 oz.

Dry White Lube HL652

With Teflon*: is white and non-staining. It will not conduct electricity or collect dust. Use on metal, wood, plastic and rubber. .125 oz.

Ultra-Lite Oil HL653

A light viscosity oil for small, precision parts. Penetrates and lubricates close-tolerance areas. Includes extension tip for hard-to-reach areas. .5 fl. oz.

Lite Oil HL654

A multi-viscosity, general-purpose hobby lubricant for light load-bearing applications. An ideal rust preventative. Includes extension tip for hard-to-reach areas. .5 fl. oz.

Gear Lube HL655

A tough, long-lasting, heavy-duty, hobby lubricant with tack additive for anti-drip adherence. Use on small gears and at high friction points. Includes extension tip for hard-to-reach areas. .5 fl. oz.

Moly Grease HL656

With Molybdenum: covers the entire surface and maintains viscosity at high temperatures. A high load-bearing, waterproof grease that stays put. 1/3 oz.

White Grease HL657

With Teflon*: a non-staining, clean lubricant that is waterproof and protects against corrosion. 1/3 oz.

7-Pak Workbench Assortment HL650

This super-saver value includes all seven lubricants, plus instructions that list applications and the exact lubricant to use.



MOD-U-RAIL® SYSTEM

Build the Layout of your Dreams...One Module at a Time

The Mod-U-Rail® System gives you the freedom and convenience to build the layout of your dreams: one module at a time! This system consists of module kits which can be bolted together to create a layout of any size, in most any scale. They can also be used to add on to an existing layout. Whether you are creating a layout for your home, starting a module club or building a layout with friends, you can build a module in a couple of evenings. Everything is included in the kit, except track.

- All materials needed to build these modules, including landscaping
- Works with all track brands
- No expensive power tools, complicated calculations or dusty mess
- Design your own track plan or use a plan included in kit
- Easy bolt-together system
- Save over 30% on items purchased separately

FREE Module Kit - Purchase any five Straight and Corner Kits to receive a FREE Straight Module Kit (ST4801). Complete details on box.



THESE TRACK PLANS INCLUDED IN KITS

N SCALE PLANS

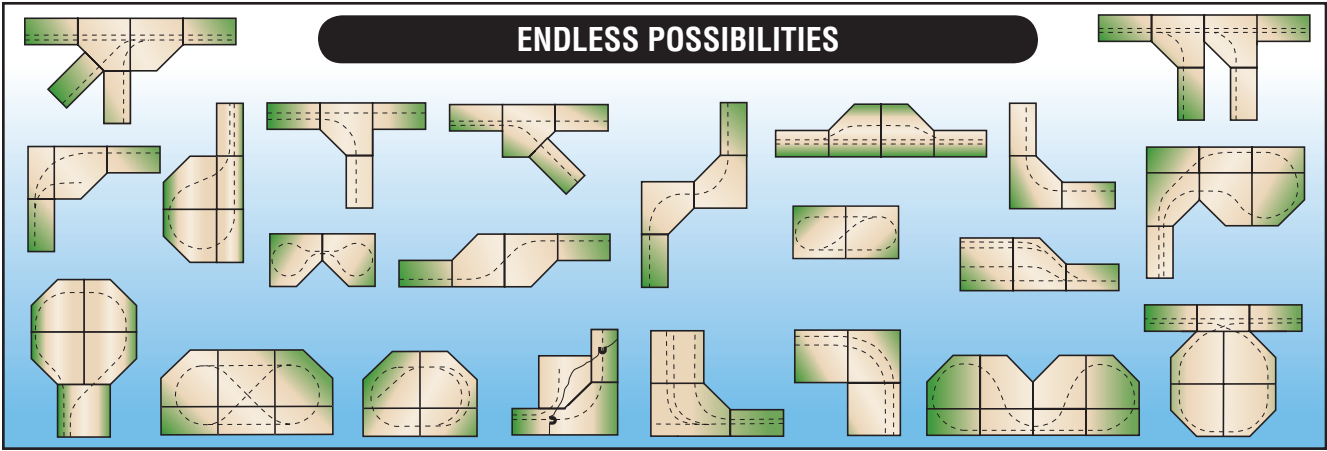
HO SCALE PLANS




Straight Module Kit*
ST4801
• 18 x 36-inch module

Corner Module Kit*
ST4802
• 36 x 36-inch module
• Can also be built as a square

*Track not included.



N or HO
 Also great for
 O, S and Z scales




9 x 6-foot layout shown includes: (1) Straight and (4) Corners (with additional products added).




1. Build the base



2. Create terrain with Plaster Cloth



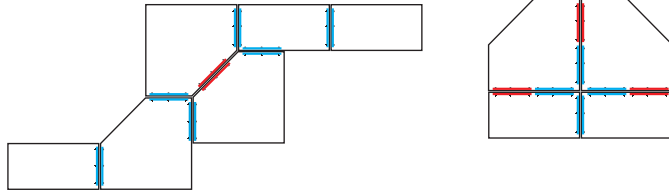
3. Finish with landscaping



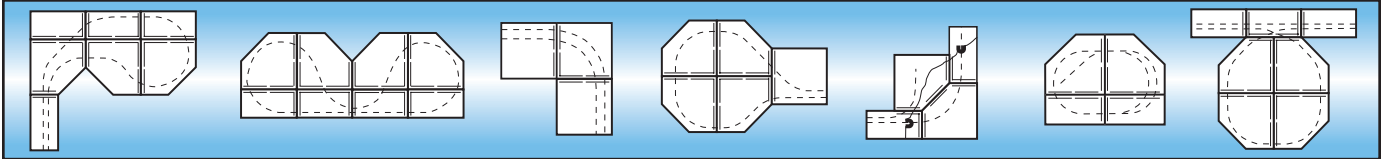
4. Bolt modules together

Connector Plate Set ST4780

We have developed the Connector Plate Set to expand the possibilities of Mod-U-Rail layouts and make achieving that dream layout much easier! You are not limited to bolting the modules together end-to-end. Now, you can bolt them together side-by-side.



- Each module kit includes two connector plates with hardware for bolting end-to-end.
- The Connector Plate Set gives you additional connectors for unlimited possibilities in your layout design.



Interactive Mod-U-Rail!

Design your own layout using our interactive Web site. Learn how easy it is to plan your model railroad layout using the Mod-U-Rail System.

- Go to www.woodlandscenics.com
- Click on the "Interactive Mod-U-Rail" link (at right).
- Click the "Interactive Layout" button
- Click "Begin"
- Drag the module patterns and create your dream layout



Mod-U-Rail® DVD ST4799
View this introductory DVD on our Web site, or for a copy send us your name and address along with \$5.00 for shipping and handling.



1. Build the base



2. Create terrain with Plaster Cloth




3. Finish with landscaping



4. Bolt modules together

Mod-U-Rail® Kit Stands

These are the perfect stands for your Mod-U-Rail System. Each module has its own stand. The stands are ready to assemble with all the necessary hardware. Each stand is 35 1/2" tall with pre-drilled holes and adjustable feet, which allow you to level the stand. It also includes bolts to join the stands together in numerous configurations. Once built, you will have a sturdy display for your modules which can be painted for a finished look!



Available
on our Web site
www.woodlandscenics.com



Straight Module Kit Stand ST4790
18" x 36" x 35 1/2" - 22 lbs.




Corner Module Kit Stand ST4791
36" x 36" x 35 1/2" - 27 lbs.




Square Module Kit Stand ST4792
36" x 36" x 35 1/2" - 26 lbs.






Install Risers and Inclines on track plan that is pre-printed on the base.



Cut profile contours with the Hot Wire Foam Cutter or Foam Knife.



Use newspaper wads to form terrain contours and cover with wet Plaster Cloth to form a hard shell.



Install and color rocks and Tunnel Portals, paint terrain base and add roads using the Road System.




Landscape with ground covers and trees. Paint the layout profile, then add finishing details if desired.

Both Layout Kits:

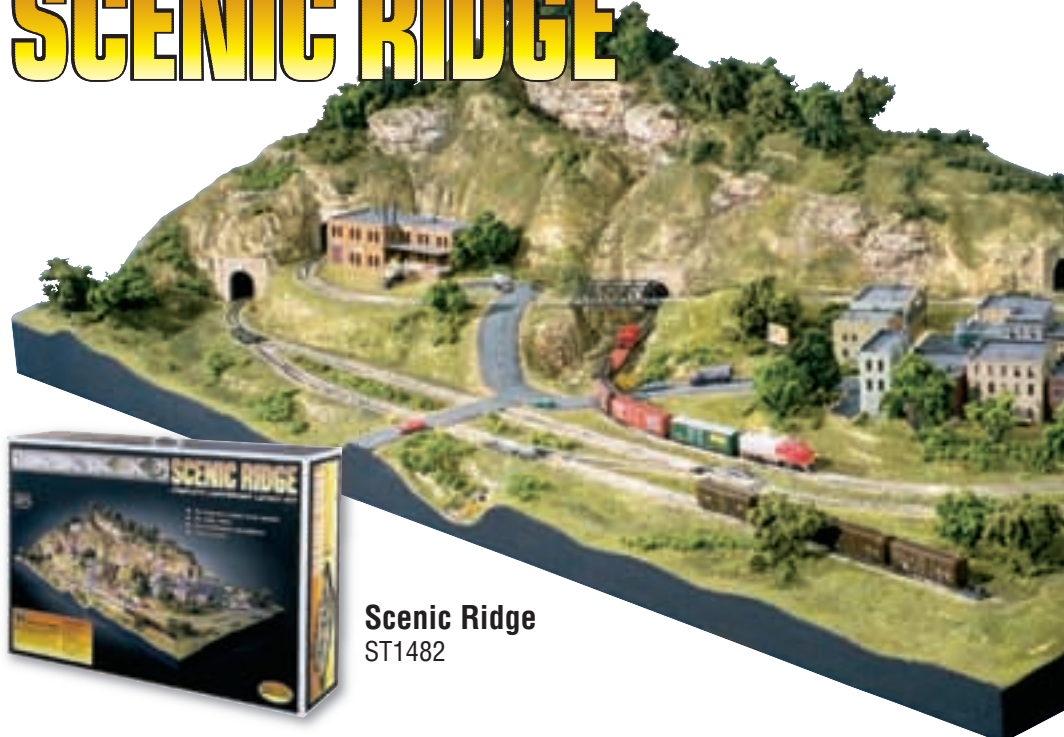
- Include SubTerrain, terrain and landscape products
- Require no expensive power tools
- Require no complicated calculations
- Are stand-alone layouts or can be customized to fit a larger layout
- Include track plans and illustrated instructions

GRAND VALLEY



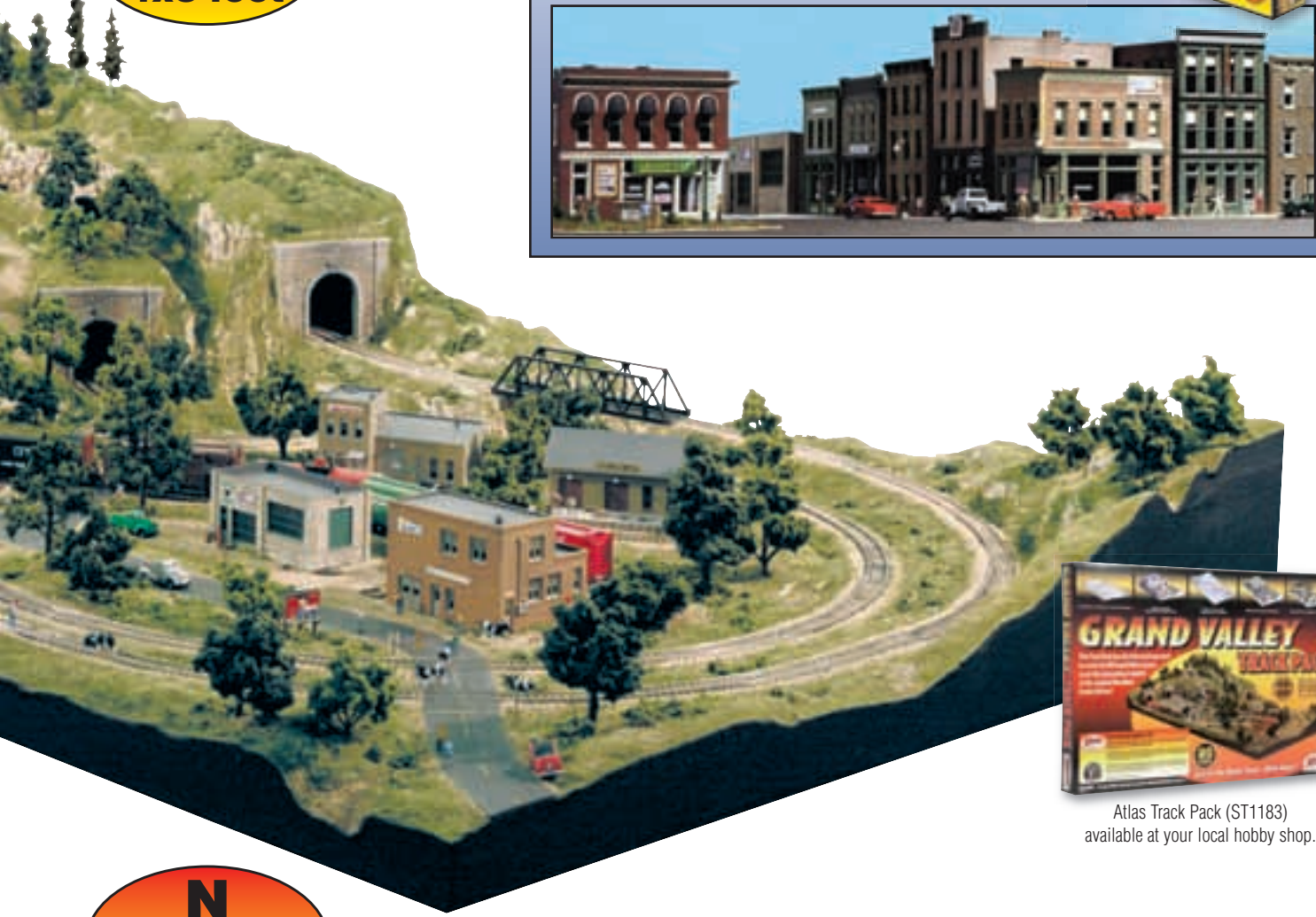
Grand Valley
ST1483

SCENIC RIDGE®



Scenic Ridge
ST1482

**HO
SCALE
4x8-foot**



City & Industry Building Set S1486

- Complements Grand Valley Layout Kit or any HO scale layout
- A complete city in a box
- Fifteen HO scale building kits
- Buildings feature molded-in, architectural details
- Over 160 detailed accessories and 130 Dry Transfer Decals
- Super value - saves money over items purchased separately



Atlas Track Pack (ST1183)
available at your local hobby shop.

**N
SCALE
3x6-foot**



Town and Factory Building Set S1485

- Complements Scenic Ridge Layout Kit or any N scale layout
- Thirteen N scale building kits
- Buildings feature molded-in, architectural detail
- Over 70 detailed accessories and 60 Dry Transfer Decals
- Super value - saves money over items purchased separately



Atlas Track Pack (ST1182)
also available at your local
hobby shop.

RIVER PASS

Build a complete 4 x 8-foot layout with three easy-to-assemble kits

These kits are designed to interact, but can be used separately. Each kit includes detailed plans and instructions. When complete, the modeler will not only have a great layout but the knowledge to build more. A completed River Pass can be used independently, can be added to, or attached to an existing layout.



Atlas Track Pack (ST1184)
also available at your local hobby shop.



Layout Kit #1 ST1484

This kit includes all the materials to build a lightweight SubTerrain layout base. Build up the track and roads with Inclines and Risers and establish flat areas with Foam Sheets. Use Profile Boards to build perimeters. Then build up the terrain with newspaper wads and Plaster Cloth to make mountains, plains and other terrain features with a hard shell.

- No dusty mess
- No power tools or complicated calculations
- Designed for expansion

SAVE 20%
Over items purchased separately.

Scenery Kit #2 S1488

This kit includes enough scenery materials to cover the River Pass Layout Kit or any 4 x 8-foot layout. It features Realistic Water and Water Effects, Dead Fall, Flowering Foliage, Underbrush, Bushes, Fine-Leaf Foliage, Rock Molds, Fine Turf, Ballast, Talus, Clump-Foliage, trees, Earth Colors Liquid Pigments, adhesives, Hydrocal and Complete Road System.

- Over 40 products included
- Can be adapted to any scale
- Detailed instructions for River Pass placement

SAVE 35%
Over items purchased separately.

**HO
SCALE
4x8-foot**




Building Kits #3 S1487

These kits are a collection of 15 buildings, created with authenticity and fine detail. These include all the detailed accessories and Dry Transfer Decals you'll need to detail the buildings on your layout. Use the included River Pass street plan, or create your own HO scale plan, using an existing layout.

SAVE 38%
Over items purchased separately.

- Over 200 detailed accessories
- 110 Dry Transfer Decals
- 20 signs and posters



Train and vehicles not included in these kits.
Track and buildings sold separately.

Scenery Kits

Mountain Valley® Scenery Kit S928

This kit takes your flat board layout, with only a track, and brings it to life. It includes all the necessary landscaping material and detailed, illustrated instructions to make tunnels and terrain profiles.

- Covers a 4 x 8-foot area
- Designed for HO scale, adapts to N or O
- Over 24 products included
- Teaches terrain and landscaping techniques




Train, track, buildings and vehicles not included.

Complete Landscape Kit S926

This is an excellent landscape starter kit that includes an assortment of our products.

- 18 white metal tree armatures
- Three colors of Foliage
- Seven tree stumps
- Two packages of Green Blend Blended Turf
- Three packages of turf accent colors



The Scenery Kit S927

This kit is for beginners.

- Learn terrain and landscaping techniques
- Build a 10 x 18-inch HO scale diorama
- Over 20 products included
- Display an engine or piece of rolling stock

Train not included.



SubTerrain Scenery Kit S929

This kit uses SubTerrain, Terrain and Landscaping Systems.

- Build a 12 x 24-inch N scale diorama
- Learn SubTerrain's five easy steps - no mess or complicated calculations
- Create realistic terrain features with Plaster Cloth, rock castings and a Tunnel Portal
- Make trees and landscape with various ground covers, Ballast, Talus and other scenery products

Train not included.



River Pass Scenery Kit S1488

This kit has a variety of landscaping products including Realistic Water, Water Effects, Fine-Leaf Foliage, Dead Fall and more.

- Covers any 4 x 8-foot layout
- Designed for River Pass
- Over 40 products included
- Can be adapted to any scale

Track sold separately.



Collectible House Display Kit CH1057

All the materials needed to build this display are included in this kit.* This kit can be assembled quickly and easily. Great for the beginner up to the expert.

- Make an 18 x 10-inch display
- Over 11 products included
- Use as a night-light in any room
- Teaches how to use the Terrain and Landscaping Systems

**House not included.*



Build a Display for Collectible Houses

VHS CH1056 - DVD CH1055

Create the magic through this step-by-step video that teaches you how to build a 31 x 44-inch display for your collectible houses. This enchanted scenery display can be shown year-round and modified to fit any table, buffet, TV, dresser, fireplace or mantel. Use your imagination when working with these revolutionary Woodland Scenics® products. Included in this video are various tips, techniques, ideas and instructions on each product.


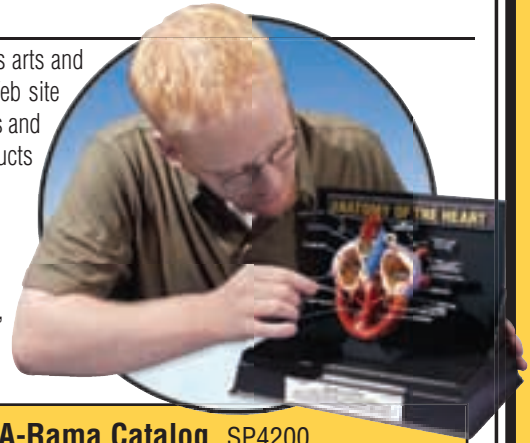
Houses, people and streetlights not included.



Scene-A-Rama™ School Projects

A line of products designed especially to aid students in building dioramas, displays and various arts and crafts. Scene-A-Rama not only provides easy-to-use materials, but also an extremely helpful Web site full of video demonstrations, ideas, tips and techniques! Miss Kelley provides snippets of fun facts and information, while Papa Tom shows how to make various dioramas and how to use the other products in the line. With Scene-A-Rama, you can create that winning A+ project!

- **For any subject** – Social Studies, Math, Science, Language Arts, History, etc!
- **For any student** – preschool to high school, college and beyond!
- **For any project** – volcanoes, masks, Indian villages, storybooks, mobiles, missions, pyramids and much more!



Scene-A-Rama Catalog SP4200

A complete Scene-A-Rama catalog is available upon request at www.scenearama.com.

Scene-A-Rama products meet Health Requirements of ASTM D4236.

Project Book SP4170

This idea book shows you everything you need to make your best school projects, dioramas and displays. If you can dream it, you can make it!
84 full-color pages



Project Base & Backdrop

Makes the perfect foundation for your diorama or display. The Backdrop fits snugly into the grooves on the molded, black base and provides a durable backdrop for painting, decorating and labeling.

Large (SP4165)


Overall Size: 12 1/2" x 18" x 13 1/8"

Project Area: 10 3/4" x 16 1/4" x 11"

Small (SP4166)

Overall Size: 9 1/4" x 12 1/2" x 9 5/8"

Project Area: 7 3/8" x 10 3/4" x 7 1/2"



Displays



Backdrops

ShowBox™ SP4167

The ShowBox is compact and great for shoebox dioramas, displays and more. Just build the diorama inside and then paint or decorate the outside.

Overall Size: 10" x 13" x 4 1/2"

Project Area: 8 1/2" x 13" x 4 1/2"



Displays



Shoebox Dioramas

Diorama Kits

Each kit includes everything you need to make basic scenery, a desert oasis, a mountain or water scene. Two kits create flat grassy or sandy terrain landscape for adding buildings and structures. Two kits create mountains and rolling hills with rock outcroppings and/or water areas.




Basic Diorama Kit SP4110

Use the Basic Diorama Kit to create dioramas or displays where a flat, landscaped surface is your main focus. The kit contains everything you need to make plains, prairies, grasslands, farmlands, woods and meadows.



Desert Oasis Diorama Kit SP4112

Use the Desert Oasis Diorama Kit to create dioramas or displays where a flat sand surface is your main focus. It contains everything you need to make prehistoric habitats, shorelines, beaches, missions or desert projects.



Mountain Diorama Kit SP4111

Use the Mountain Diorama Kit to create dioramas or displays where mountains or hills are your focus. A volcano tube is included for building an erupting volcano.



Water Diorama Kit SP4113

Use the Water Diorama Kit to create dioramas or displays where water is your main focus. It includes everything you need to make still or moving water.

Accents

Use these five Accents to enhance any diorama or display. Each one will add a specific feature to your project. Use Accents on an existing diorama, a ReadyGrass Sheet or with a Diorama Kit.



Foliage & Grasses SP4120

Use Foliage & Grasses if you want to enhance your diorama or display with grasses, bushes, ivy, vines and other foliage. Includes products to build trees and add basic scenery.



Rock Making Kit SP4121

Use this kit if you want to enhance your diorama or display with rocky areas. It includes everything needed to add rock outcroppings, rock debris, lava or cliffs.



Ripplin' Water Kit SP4122

Use this kit if you want to enhance your diorama or display with still or moving water. It includes everything needed to create water details.



Winter Effects SP4123

Use Winter Effects if you want to enhance your diorama or display with cold-weather detail. It includes everything needed to create frigid, snowy or icy details.



Desert Plants SP4124

Use Desert Plants if you want to enhance your diorama or display with desert cacti and vegetation. It includes everything needed to create arid climate or dry desert details.



Building & Structure Kit

SP4130

This kit includes a variety of construction materials. It has everything you need to create buildings and structures of all types for your diorama or display. Special textures can be added with easy techniques.



Sculpting Kit SP4131

This kit includes everything you need to sculpt, paint, detail or add texture to figures, animals, birds, planets and much more. Why not add some Fun Fur and bring your creatures to life?



Horizon & Detail Kit

SP4132

You get everything you need in this kit to make spectacular backgrounds. You can paint beautiful horizons, make three-dimensional backgrounds with Plaster Cloth, Foliage Fiber and Puffy Clouds, add landscaping and make amazing trees.



ADHESIVES AND ACCESSORIES

Project Glue SP4142

Project Glue is great for gluing trees, bushes, paper and more to your school project. This glue comes in a plastic squeeze bottle and has a twist top for easy application.
3 oz.



Sticky Bond™ SP4143

Sticky Bond is a contact adhesive, perfect for attaching ReadyGrass Sheets to Project Bases. It is a multipurpose glue that comes in a plastic bottle with a brush applicator.
2 oz.



Plaster Cloth SP4140


Use Plaster Cloth to make hard shell surfaces for land terrain, or apply wet Plaster Cloth over newspaper wad forms, balloons or other shapes to make masks and other arts and crafts.
8" x 11 1/4"

Masks



Casting Plaster SP4141

Use Casting Plaster to make rocks, lava and casts of almost anything. Just mix according to easy package instructions.
8 oz. package



Animal Prints

Trees

These four tree types (Green Deciduous, Autumn Deciduous, Conifer and Palm) can be used to model trees for almost any locale in the world. Trees can be temporarily set on your diorama or display using the included bases or you can glue them to your project with Project Glue or Sticky Bond.



Deciduous Trees
SP4150 (2"-3 3/4 pkg.)



Conifer Trees
SP4151 (4"-6 1/4 pkg.)



Palm Trees
SP4152 (4"-5 5/6 pkg.)




Autumn Trees
SP4153 (2"-3 3/4 pkg.)




ReadyGrass® Sheets

Use any of these three ReadyGrass Sheets where you want a flat grassy or sandy surface on your diorama. They're also great for a neat, clean display surface for your Project Base & Backdrop.
Each Sheet is 10 3/4" x 16 1/4".



Summer Grass SP4160



Green Grass SP4161



Desert Sand SP4162



Merchandisers and Assortments

Retailers, stock your store with the finest merchandisers and assortments in the hobby industry. Our merchandisers attract customer attention in your shop with bright headers and saleable products. They are all compact and space-saving merchandisers, which can be set on the floor, countertop or shelves, or hung on pegboard or slat wall. Our merchandisers are easy to assemble and have reorder tags for easy replenishment of sold-out products. Offsetting free goods are offered with most merchandisers when purchased with an assortment.

SCENE-A-RAMA™

Scene-A-Rama Merchandiser..... SP4095

This merchandiser sits on the floor and displays over 25 products, which include Diorama Kits, Accents, Trees, ReadyGrass® Sheets, Project Base & Backdrops, ShowBoxes, Project Adhesives, Project Accessories and the Project Book.

29 3/4" w x 74" h x 15" d

Scene-A-Rama Complete Assortment..... SP4100

- 4 each SP4110-4113, SP4120-4124, SP4130-4132, SP4140-4141, SP4150-4153, SP4160-4162
- 6 each SP4142-4143, SP4165-4167, SP4170

Scene-A-Rama Half Assortment..... SP4101

- 2 each SP4110-4113, SP4120-4124, SP4130-4132, SP4140-4141, SP4150-4153, SP4160-4162
- 3 each SP4142-4143, SP4165-4167, SP4170



Product descriptions on pages 78-80.



SCENE-A-RAMA BUILT UP

Scene-A-Rama Dealer In-Store Built-Up D7

This staged built-up demonstrates four easy steps to a great diorama. Set it by the Scene-A-Rama products to promote sales. This is a dealer direct item.



TRACK-BED™

Track-Bed Roll MerchandiserST1489

This merchandiser holds Track-Bed Rolls, Super Sheets, Foam Tack Glue and Foam Nails. This merchandiser can stand on the floor or be hung on pegboard. Knocker Test Board included.
31" w x 45" h x 14" d

Track-Bed Roll AssortmentST1466

- 8 each ST1432, ST1444, ST1476-ST1478
- 10 each ST1475
- 12 each ST1474

HO/O and N Scale Sheet AssortmentST1465

- 2 each ST1460
- 3 each ST1470

HO Scale Bulk Pack Strip AssortmentST1498

- 4 each ST1461
- 8 each ST1471

N Scale Bulk Pack Strip AssortmentST1499

- 4 each ST1462
- 8 each ST1472

O Scale Bulk Pack Strip AssortmentST1496

- 2 each ST1463
- 4 each ST1473



Product descriptions on pages 10-11.

SUBTERRAIN®

SubTerrain MerchandiserST1490

The SubTerrain Merchandiser displays over 30 different products from the SubTerrain System, including foam components, Plaster Cloth, Track-Bed, a manual and video, plus all the tools and adhesives needed. The merchandiser stands on the floor. Knocker Test Board included.
32" w x 88" h x 24" d

SubTerrain Display AssortmentST1495

- 2 each ST1435, ST1437, ST1445
- 4 each ST1401, ST1402, ST1406, ST1407, ST1409, ST1410, ST1412, ST1413, ST1422, ST1423, ST1431-ST1434, ST1436, ST1444, ST1447, ST1452-ST1455
- 6 each ST1471, ST1472
- 8 each ST1411, ST1446
- 12 each ST1408, ST1419, ST1424
- 8 each C1203
- 4 each C1205

SubTerrain Display Half AssortmentST1495H

- 2 each ST1435, ST1437, ST1445
- 2 each ST1401, ST1402, ST1406, ST1407, ST1409, ST1410, ST1412, ST1413, ST1422, ST1423, ST1431-ST1434, ST1436, ST1444, ST1447, ST1452-ST1455
- 3 each ST1471, ST1472
- 4 each ST1411, ST1446
- 6 each ST1408, ST1419, ST1424
- 4 each C1203
- 2 each C1205

SubTerrain Expansion MerchandiserST1491

The Expansion Merchandiser has adjustable shelves and allows your SubTerrain Merchandiser to grow. The merchandiser stands on the floor.
15 1/2" w x 53" h x 24" d

Expansion AssortmentST1492

- 1 each S929
- 3 each ST1460
- 4 each ST1414-ST1416, ST1470, ST1473

Project Foam AssortmentST1497

- 3 each ST1427
- 4 each ST1426
- 6 each ST1422-ST1425



ST1491
Shown with
Assortment
ST1497

ST1490
Shown with
Assortment
ST1495

ST1491
Shown with
Assortment
ST1492

SubTerrain Merchandiser shown with two Expansion Merchandisers.

Product descriptions on pages 6-9.

TERRAIN

Terrain Center Merchandiser..... C1299

This merchandiser is a spinning floor display, which holds more than 60 Terrain System products. It has a colorful header and assembles easily.


24" w x 82" h x 24" d

Terrain Display AssortmentC1295-A

- 4 each C1204-C1207, C1215-C1223, C1228-C1244, C1250, C1252-C1265, C1270-C1285, C1152-C1165
- 4 each S192, R990
- 8 each C1201-C1203

Terrain Display Half Assortment C1295H-A

- 2 each C1204-C1207, C1215-C1223, C1228-C1244, C1250, C1252-C1265, C1270-C1285, C1152-C1165
- 2 each S192, R990
- 4 each C1201-C1203



Product descriptions on pages 12-16.

LANDSCAPE

Landscape Center Merchandiser..... LS2001

This merchandiser displays 104 products, is a modular floor spinner with a full-color header or can be mounted on pegboard.

31" w x 88" h x 31" d Floor Spinner or 72" w x 84" h Pegboard Display

Landscape AssortmentLS2020

- 4 each T41-T46, T49, T50, T60-T65, F51-F56
- 4 each SN140
- 4 each FC57-FC59, FC134-FC139, FC144-FC149, FC682-FC684
- 4 each L161-L166
- 4 each FG171-FG174
- 4 each S190, S192, S194, S195
- 4 each F176-F177, FP178, F1130-F1135
- 4 each R993
- 4 each TR1111-TR1113, TR1120-TR1125
- 4 each C1206, C1207, C1211, C1212, C1228, C1229
- 4 each B70-90, B92-B94
- 4 each S30
- 8 each S191

Landscape Half Assortment.....LS2010

- 2 each T41-T46, T49, T50, T60-T65, F51-F56
- 2 each SN140
- 2 each FC57-FC59, FC134-FC139, FC144-FC149, FC682-FC684
- 2 each L161-L166
- 2 each FG171-FG174
- 2 each S190, S192, S194, S195
- 2 each F176-F177, FP178, F1130-F1135
- 2 each R993
- 2 each TR1111-TR1113, TR1120-TR1125
- 2 each C1206, C1207, C1211, C1212, C1228, C1229
- 2 each B70-90, B92-B94
- 2 each S30
- 4 each S191



Pegboard Display



Floor Spinner

Product descriptions on pages 17-25 and 35-36.

SHAKERS

- Shaker Merchandiser** BT1399
 This merchandiser holds 36 Canister Shakers. It is a counter, shelf, peg-board or slat wall display, and includes a two-color header. No assembly required.
 17" w x 26 1/2" h x 9" d
- Underbrush, Bushes and Flock Assortment** FC1630
 • 2 each FC1634-FC1639, FC1644-FC1649, FL631-FL636
- Ballast Shaker Assortment** B1398
 • 2 each B1372-B1376, B1379-B1383, B1386-B1390, B1393-B1395
- Turf Shaker Assortment** T1396
 • 2 each T1341-T1346, T1349, T1350, T1353-T1356, T1361-T1366
- Static Grass Flock Assortment** FL630
 • 2 each FL631-FL636



Turf Shaker Assortment T1396*

Underbrush, Bushes and Flock Assortment FC1630*

Ballast Shaker Assortment B1398*

Product descriptions on pages 18-19 and 25.

*All Assortments above shown on Merchandiser BT1399

LEARNING KITS

- Learning Kit Assortment** LK945
 Order this assortment of Learning Kits, two each of LK951-LK956, available in attractive clamshell packaging and receive a two-color header, which measures 18 3/4" x 5 1/2".
 23" w x 28" h



Product descriptions on page 5.

READYGRASS® VINYL MAT

- ReadyGrass Vinyl Mat Merchandiser** RG5096
 This wire merchandiser displays the three sizes of grass mats: Large Rolls, Small Rolls and Project Sheets, each available in four realistic colors. Coordinating accessories include a Heat Tool, Mat Adhesive, plus Road Kit, Water Kit, Landscape Kit and Tree Kit.
 27" w x 41 3/8" h x 16 1/4" d

- ReadyGrass Vinyl Mat Assortment** RG5100
 • 3 each RG5121-RG5124, RG5131-RG5134, RG5141-RG5144, RG5151-RG5154, RG5162
 • 6 each RG5161



Product descriptions on pages 26-27.

Floor Display

FOREST CANOPY™


- Forest Canopy Assortment** F1655
 Forest Canopy comes in colorful packaging.
 • 2 each F1660-F1663



Product descriptions on page 34.

READY LANDFORMS™

- Ready Landforms Assortment** C1305
 Ready Landforms nest for easy stacking.
 • 2 each C1310, C1311, C1315 and C1316
 • 4 each C1320 and C1321



Product descriptions on page 28.

PREMIUM TREES™

Premium Trees Merchandiser TR1699
 This merchandiser includes a full-color header, reorder backing cards and 48 hooks. It displays various species of trees, ranging in size from 1 1/2" to 5 3/4", in colorful, clamshell packaging. 42" w x 28" h

Premium Trees Assortment TR1690
 • 2 each TR1601-TR1624



Product descriptions on pages 32-33.

READY MADE REALISTIC TREES

Ready Made Realistic Trees Merchandiser TR1599
 This merchandiser includes a full-color header, reorder backing cards and 50 hooks. It displays 25 selections of deciduous and pine trees, ranging in size from 3/4" - 9", in colorful, clamshell packaging. 42" w x 62" h

Ready Made Realistic Trees Assortment TR1590
 • 4 each TR1501, TR1502
 • 2 each TR1503-TR1519
 • 2 each TR1540, TR1541
 • 2 each TR1560-TR1563



Product descriptions on pages 30-31.

READY MADE TREES VALUE PACK

Ready Made Trees Value Pack Merchandiser TR1598
 This vinyl merchandiser is a colorful display, which hangs on pegboard. It displays nine different colorful, clamshell packages of pine and deciduous trees. Quantities vary from 12 - 38 trees per package in sizes ranging from 3/4" - 8". 32" w x 47" h

Ready Made Trees Value Pack Assortment TR1591
 • 2 each TR1570-TR1572
 • 2 each TR1575-TR1577
 • 2 each TR1580-TR1582



Product descriptions on page 29.

CLUMP FOLIAGE/TREE KITS

Clump-Foliage/Tree Kit Merchandiser FC998
 This vinyl merchandiser hangs on pegboard and displays six different Clump-Foliage colors, six different Realistic Tree Kits and Hob-e-Tac® Adhesive. 41" w x 47" h

Clump-Foliage/Tree Kit Assortment FC907
 • 2 each TR1101-TR1106
 • 3 each FC181-FC186
 • 8 each S195



Product descriptions on pages 20 and 36.

PRODUCT POPPER

Product PopperA1799
 Showcase the new N and HO scale Scenic Accents®, or AutoScenes®, next to your cash register on the high-quality plastic Product Popper. Products should be changed every two weeks with new releases.
 6 1/2" x 6 1/2" x 19"



N SCALE SCENIC ACCENTS®

N Scale Scenic Accents® Swinger MerchandiserA2106
 Feature your N scale Scenic Accents® (1:160), on pegboard, with this space-saving Swinger Merchandiser display. Includes six Display Panels, Panels Pulls plus a Bracket that holds the Complete Assortment with room to grow. Free offsetting goods with combined purchase of Merchandiser and Assortment. The free goods pay for your Merchandiser!
 26" w x 33" h x 10" d



- N Scale Swinger Add-On Panel**A2109
- Grip and Glue Chute**A2107
 This optional Grip and Glue Chute hangs next to the N Scale Merchandiser and holds 16 Gentle Grips® and dispenses 12 bottles of Scenic Accents® Glue.
- Grip and Glue Assortment**A2108
 - 12 each A198
 - 4 each A200
- Complete Assortment**A2430
 - 2 each A2121-A2200
- Add-On Assortment**A2429
 - 4 each A2197-A2200



Swinger Merchandiser A2106 and Complete Assortment A2430 (shown with optional Grip and Glue Chute A2107)

Product descriptions on pages 38-44.

HO SCALE SCENIC ACCENTS®

HO Scale Scenic Accents® Swinger MerchandiserA1804-4
 This merchandiser includes nine Display Panels and two Brackets plus a separate dispenser for 12 bottles of Scenic Accents® Glue and 16 Gentle Grips®. This durable, compact merchandiser easily hangs on pegboard. Its unique ability to maximize inventory space makes it a sure bet, by incorporating swinging display panels with Panel Pulls for easy viewing of the HO scale Scenic Accents® (1:87). The Swinger comes with a colorful 6" x 20" header. Free offsetting goods with combined purchase of Merchandiser and Assortment. The free goods pay for your Merchandiser!
 48" w x 33" h x 10" d

- HO Scale Swinger Add-On Panel** A1806
- HO Scale Swinger Add-On Panel and Bracket** ... A1806-1
- Complete Assortment**A1734
 - 2 each A1821-A1934
 - 12 each A198
 - 4 each A200
- Add-On Assortment**A1733
 - 2 each A1929-A1934



Swinger Merchandiser A1804-4 and Complete Assortment A1734 (with room for future releases)

Product descriptions on pages 38-44.

SCENIC ACCENTS® ECONOMY PACKS

Scenic Accents® Economy Packs

These assortments include one each of either N or HO scale Assorted Farm, Worker and Figure Sets. The colorful packaging hangs on pegboard. Customers save over 30%. **Limited supply.**

HO Scale Scenic Accents® Economy Pack AssortmentA2050

- 1 each A2051-A2053

N Scale Scenic Accents® Economy Pack AssortmentA2060

- 1 each A2061-A2063



Product descriptions on page 49.

O SCALE SCENIC ACCENTS®

O Scale Scenic Accents®

Complete Assortment A2720

Order this assortment of O scale (1:48) Scenic Accents® and receive a full-color header which measures 20" x 6". 21" w x 60" h

- 2 each A2721-A2747

Add-On Assortment A2719

- 3 each A2744-A2747



Complete Assortment A2720



Product descriptions on pages 38-43.

G SCALE SCENIC ACCENTS®

G Scale Scenic Accents® Complete Assortment A2655

Order this assortmet of G scale Scenic Accents® (1:22) and receive a full-color header, which measures 19" x 5 1/2".

35 1/2" w x 61" h

- 2 each A2521-A2562

Add-On Assortment A2654

- 2 each A2560-A2562



Complete Assortment A2655



Product descriptions on pages 45-48.

N SCALE BUILT-&-READY® STRUCTURES

N Scale Built-&-Ready® Structures Complete Assortment BR4890
 Two N scale preassembled, architecturally detailed buildings that are hand-painted and come in see-through, stackable packages with four-sided product visibility. Shipped in a separate protective box.
 • 2 each BR4921-BR4922



Product descriptions on pages 50-51.

HO SCALE BUILT-&-READY® STRUCTURES

HO Scale Built-&-Ready® Structures Complete Assortment BR5005
 Seven HO scale preassembled, architecturally detailed buildings that are hand-painted and come in see-through, stackable packages with four-sided product visibility. Packages nest for easy stacking. Shipped in a separate protective box.
 • 2 each BR5021-BR5028



Chip's Ice House BR5028



Complete Assortment BR5004 shown,
 Complete Assortment BR5005 includes BR5028.

Product descriptions on pages 50-51.

N SCALE AUTOSCENES®

N Scale AutoScenes® Complete Assortment AS5280
 Six different scenes in true 1:160 N scale...finely sculpted and custom painted capturing the '40s and '50s eras.
 26" x 8"
 • 2 each AS5321-AS5326



Complete Assortment AS5280



Product descriptions on pages 52.

HO SCALE AUTOSCENES®

HO Scale AutoScenes® Complete Assortment AS5508
 Twenty-seven different scenes in true 1:87 HO scale...finely sculpted and custom painted capturing the '40s and '50s eras. Order this assortment and receive a full-color header.
 22" x 36"
 • 2 each AS5521-AS5550

Add-On Assortment..... AS5507
 • 3 each AS5548-AS5550



Complete Assortment AS5508



Product descriptions on pages 52-54.

MINI-SCENE®

HO Scale Mini-Scene® Merchandiser..... M129

This merchandiser is a counter or shelf display for the entire line of Mini-Scenes®. It includes a full-color header and a pewter patina finished Abandoned Log Cabin (M101) Built-Up displayed in a glass dome. The merchandiser holds twelve different Mini-Scenes®, twelve-color Paint Sets, Pewter Patina Finish and glass Display Domes.

34" w x 20" h x 14" d

Mini-Scene® Assortment..... M120

- 2 each M101-M112
- 5 each M126
- 6 each M125, M127



Product descriptions on page 55.

SCENIC DETAILS®

HO Scale Scenic Details® MerchandiserD299

This merchandiser displays 47 Scenic Details®. It is a two-sided spinner that sits on a counter or shelf. Includes a bright header.

16 1/2" w x 40" h

Scenic Details AssortmentD295

- 2 each D201-D244
- 2 each D246-D248



Product descriptions on pages 56-59.

COMPLETE SCENES

HO Scale Complete Scenes AssortmentS5

Order this assortment of three different HO scale scenes! Each kit has a different size footprint.

- 2 each of S130-S132



HO Scale Scene Kit Assortment TS156

Order this assortment of Trackside Scenes and Complete Scenes.

- 1 each TS151-TS154
- 1 each S130-S132



Product descriptions on pages 60-61.

TRACKSIDE SCENES

HO Scale Trackside Scenes Merchandiser and Assortment TS150

This cardboard merchandiser is a counter or shelf display that holds eight complete HO scale kits. Each kit contains over 70 pieces.

11" w x 12" h x 10 3/4" d

- 2 each TS151-TS154



Product descriptions on page 61.

DRY TRANSFER DECALS

Dry Transfer Decals Merchandiser..... DT595

This merchandiser is a convenient counter or pegboard display that holds 40 different Dry Transfer Decals. It allows for immediate viewing and access. No assembly required.

23" w x 8 1/2" h x 10" d

Dry Transfer Decals Assortment..... DT594

- 2 each D245, DT501-DT516, DT551-DT563, DT570-DT575, DT601-DT611
- 4 each DT600



Counter Display



Pegboard Display

Product descriptions on pages 62-65.

MODEL GRAPHICS®

Model Graphics® Merchandiser.....MG700
 Displays 64 different styles of high-quality Model Graphics® and holds six Dry Transfer Burnishers. It is a counter, shelf or pegboard spinner with a two-color header. 16" w x 28" h

Model Graphics® Assortment.....MG795
 • 2 each MG701-MG764
 • 6 each DT600



Pegboard Spinner



Counter Spinner

Product descriptions on page 66.

HOB-BITS®

Hob-Bits® Merchandiser.....H899
 This merchandiser is a counter or pegboard spinner. It includes a two-color header with a chart for determining the appropriate fastener. Miniature machine screws are available in four different styles and a variety of sizes. Hex nuts, washers, wrenches and taps are easily displayed. 12" w x 24" h x 12" d

Hob-Bits® Assortment.....H800
 • 4 each H801-H816, H821-H836, H841-H856, H861-H876, H881-H888, H891-H898



Pegboard Spinner



Counter Spinner

Product descriptions on page 67.

HOB-E-LUBE®

Hob-E-Lube® Merchandiser.....HL695
 This is a counter, shelf or pegboard merchandiser, which holds seven different lubricants. Also included is product information, so your customer can choose the right lubricant. 24" x 16"

Hob-E-Lube® Assortment.....HL690
 • 4 each HL650-HL657



Product descriptions on page 67.

HOB-E-LUBE® PREMIUM OILS

Hob-E-Lube® Premium Oils Assortment.....HL691

This assortment includes a free 8" x 8" backing card and displays four different Premium Oils. These oils have a special 2 1/4-inch needle tip applicator.

- 4 each of HL661-HL664



Product descriptions on page 67.

A	Asphalt Top Coat.....9	H	Heat Tool.....27	Project Sheets.....26	Scenic Cement.....17
AutoScenes.....52-54	Hob-Bits.....67	Hob-Tools.....67	Hob-Bits.....67	Profile Boards.....6	Scenic Details.....56-59
AutoScenes Assortments.....88	Hob-Bits Assortment.....90	Hob-Bits Merchandiser.....90	Hob-Bits Merchandiser.....90	Ready Made Realistic Trees.....30-31	Scenic Details Assortment.....89
HO Scale.....88	Hob-E-Lube Assortment.....90	Hob-E-Lube Merchandiser.....90	Hob-E-Lube Assortment.....90	Ready Made Realistic Trees Asst.....85	Scenic Details Merchandiser.....89
N Scale.....88	Hob-E-Lube Lubricants.....67	Hob-E-Lube Premium Oils.....67, 90	Hob-E-Lube Lubricants.....67	Ready Made Realistic Trees Merchandiser.....85	Scenic Glue.....17
B	Ballast.....25	Hob-e-Tac Adhesive.....17	Hob-E-Lube Merchandiser.....90	Ready Made Trees Value Pack.....29	Scenic Ridge.....72-73
Ballast Shaker Assortment.....84	Hot Wire Foam Cutter.....8	Hot Wire Foam Cutter.....8	Hob-E-Lube Premium Oils.....67, 90	Ready Made Trees Value Pack Assortment.....85	Scenic Ridge Track Pack.....73
Blended Turf.....18	Replacement Wire.....8	Hot Wire Foam Cutter.....8	Hot Wire Foam Cutter.....8	Merchandiser.....85	Scenic Sprayer.....17
Books.....4	I	Hot Wire Foam Cutter.....8	Hot Wire Foam Cutter.....8	Ready Grass Vinyl Mat.....26-27	Shaker Merchandiser.....84
<i>Build A Display for Collectible Houses</i> (DVD, VHS).....4, 77	Incline Sets.....6	Hot Wire Foam Cutter.....8	Hot Wire Foam Cutter.....8	Heat Tool.....27	Small Rolls.....26
Building Kits.....73, 75	Incline Starters.....6	Hot Wire Foam Cutter.....8	Hot Wire Foam Cutter.....8	Landscape Kit.....27	Small Tree Kits.....37
Built-&-Ready Structures.....50-51	International Hot Wire Foam Cutter.....8	Hot Wire Foam Cutter.....8	Hot Wire Foam Cutter.....8	Large Rolls.....26	Smooth-It.....9
Built-&-Ready Structures Asst.....88	L	Hot Wire Foam Cutter.....8	Hot Wire Foam Cutter.....8	Mat Adhesive.....27	Soft Flake Snow.....23
HO Scale.....88	Landscape Assortment.....83	Hot Wire Foam Cutter.....8	Hot Wire Foam Cutter.....8	Project Sheets.....26	Square Module Kit Stand.....71
N Scale.....88	Landscape Center Merchandiser.....83	Hot Wire Foam Cutter.....8	Hot Wire Foam Cutter.....8	Road Kit.....27	Static Grass Flock.....19
Bushes.....19	Landscape Half Assortment.....83	Hot Wire Foam Cutter.....8	Hot Wire Foam Cutter.....8	Small Rolls.....26	Static Grass Flock Assortment.....84
C	Landscape Learning Kit.....5	Hot Wire Foam Cutter.....8	Hot Wire Foam Cutter.....8	Tree Kit.....27	Straight Module Kit Stand.....71
Canister Shaker.....17	Landscaping System.....17-25	Hot Wire Foam Cutter.....8	Hot Wire Foam Cutter.....8	Water Kit.....27	Straight Module Kit.....68
Canister Shaker Set.....17	Large Rolls.....26	Hot Wire Foam Cutter.....8	Hot Wire Foam Cutter.....8	ReadyGrass Vinyl Mat Assortment.....84	Stumps.....23
City & Industry Building Set.....73	Large Tree Kits.....37	Hot Wire Foam Cutter.....8	Hot Wire Foam Cutter.....8	ReadyGrass Vinyl Mat Merch.....84	<i>SubTerrain: Build a Layout Fast and Easy</i> (DVD, VHS).....4
Clump-Foliage.....20	Large Tree Merch.....28	Hot Wire Foam Cutter.....8	Hot Wire Foam Cutter.....8	Ready Landforms.....28	SubTerrain Display Assortment.....82
Clump-Foliage/Tree Kit Merch.....85	Latex Rubber.....16	Hot Wire Foam Cutter.....8	Hot Wire Foam Cutter.....8	Ready System.....26-28	SubTerrain Expansion Assortment.....82
Clump-Foliage/Tree Kit Asst.....85	Layout Kits.....72, 74	Hot Wire Foam Cutter.....8	Hot Wire Foam Cutter.....8	Realistic Tree Kits.....36	SubTerrain Expansion Merch.....82
Coal.....25	Lead-Free Metal Tree Kits.....37	Hot Wire Foam Cutter.....8	Hot Wire Foam Cutter.....8	Realistic Water.....24	SubTerrain Half Assortment.....82
Coarse Turf.....18	Hardwood Forest.....37	Hot Wire Foam Cutter.....8	Hot Wire Foam Cutter.....8	Retaining Walls.....13	SubTerrain Lightweight Layout System.....6-9
Collectible House Display Kit.....77	Large Tree.....37	Hot Wire Foam Cutter.....8	Hot Wire Foam Cutter.....8	Risers.....6	<i>SubTerrain Manual</i>4
Complete Landscape Kit.....76	Pine Forest.....37	Hot Wire Foam Cutter.....8	Hot Wire Foam Cutter.....8	River Pass.....74-75, 77	SubTerrain Merchandiser.....82
Complete Scenes.....60	Small Trees.....37	Hot Wire Foam Cutter.....8	Hot Wire Foam Cutter.....8	River Pass Building Kits.....75	SubTerrain Project Foam Asst.....82
Complete Scenes Assortment.....89	Learning Kit Assortment.....84	Hot Wire Foam Cutter.....8	Hot Wire Foam Cutter.....8	River Pass Layout Kit.....74	SubTerrain Scenery Kit.....76
Concrete Top Coat.....9	Learning Kits.....5	Hot Wire Foam Cutter.....8	Hot Wire Foam Cutter.....8	River Pass Scenery Kit.....74, 77	T
Connector Plate Set.....70	Landscaping.....5	Hot Wire Foam Cutter.....8	Hot Wire Foam Cutter.....8	River Pass Track Pack.....74	Talus (Rock Debris).....16
Corner Module Kit Stand.....71	River/Waterfall.....5	Hot Wire Foam Cutter.....8	Hot Wire Foam Cutter.....8	River/Waterfall Learning Kit.....5	Teaching Aids.....4
Corner Module Kit.....68	Road System.....5	Hot Wire Foam Cutter.....8	Hot Wire Foam Cutter.....8	Road System.....9	Terrain Center Merchandiser.....83
Culverts.....13	Rock Faces.....5	Hot Wire Foam Cutter.....8	Hot Wire Foam Cutter.....8	Paving Tape.....9	Terrain Display Assortment.....83
D	Scenery Details.....5	Hot Wire Foam Cutter.....8	Hot Wire Foam Cutter.....8	Smooth-It.....9	Terrain Display Half Assortment.....83
Dead Fall.....23	Trees.....5	Hot Wire Foam Cutter.....8	Hot Wire Foam Cutter.....8	Top Coat (Asphalt and Concrete).....9	Terrain System.....12-16
Dry Transfer Burnisher.....62, 66	Lichen.....21	Hot Wire Foam Cutter.....8	Hot Wire Foam Cutter.....8	Road System Learning Kit.....5	<i>The Clinic</i> (DVD, VHS).....4
Dry Transfer Decals.....62-65	Lightweight Hydrocal.....14	Hot Wire Foam Cutter.....8	Hot Wire Foam Cutter.....8	Rock Faces Learning Kit.....5	The Scenery Kit.....76
Dry Transfer Decals Assortment.....89	Low Temp Foam Glue Gun.....9	Hot Wire Foam Cutter.....8	Hot Wire Foam Cutter.....8	Rock Molds.....14	<i>The Scenery Manual</i>4
Dry Transfer Decals Merchandiser.....89	Low Temp Foam Glue Sticks.....9	Hot Wire Foam Cutter.....8	Hot Wire Foam Cutter.....8	S	Top Coat (Asphalt and Concrete).....9
E	M	Hot Wire Foam Cutter.....8	Hot Wire Foam Cutter.....8	Scene-A-Rama Assortment.....81	Town and Factory Building Set.....73
Earth Color Kit.....15	Mat Adhesive.....27	Hot Wire Foam Cutter.....8	Hot Wire Foam Cutter.....8	Scene-A-Rama In-Store Built-Up.....81	Track-Bed.....10-11
Earth Colors Liquid Pigment.....15	Merchandisers & Assts.....81-90	Hot Wire Foam Cutter.....8	Hot Wire Foam Cutter.....8	Scene-A-Rama Half Assortment.....81	Rolls.....11
Earth Colors Liquid Pigment (Undercoat).....15	Mini-Scene.....55	Hot Wire Foam Cutter.....8	Hot Wire Foam Cutter.....8	Scene-A-Rama Merchandiser.....81	Sheets.....11
E-Z Water.....24	Mini-Scene Assortment.....89	Hot Wire Foam Cutter.....8	Hot Wire Foam Cutter.....8	Scene-A-Rama School Projects.....78-80	Strips.....11
F	Mini-Scene Merchandiser.....89	Hot Wire Foam Cutter.....8	Hot Wire Foam Cutter.....8	Accents.....79	Strips (Bulk).....11
Field Grass.....21	Mini-Scene Paint Set.....55	Hot Wire Foam Cutter.....8	Hot Wire Foam Cutter.....8	Adhesives and Accessories.....80	Super Sheets.....11
Fine-Leaf Foliage.....35	Model Graphics.....66	Hot Wire Foam Cutter.....8	Hot Wire Foam Cutter.....8	Building & Structure Kit.....80	Track-Bed Roll Assortment.....82
Fine Turf.....18	Model Graphics Assortment.....90	Hot Wire Foam Cutter.....8	Hot Wire Foam Cutter.....8	Diorama Kits.....79	Track-Bed Roll Merchandiser.....82
Flex Paste.....9	Model Graphics Merchandiser.....90	Hot Wire Foam Cutter.....8	Hot Wire Foam Cutter.....8	Horizon & Detail Kit.....80	Trackside Scenes.....61
Flowering Foliage.....23	<i>Model Scenery Made Easy</i> (DVD, VHS).....4	Hot Wire Foam Cutter.....8	Hot Wire Foam Cutter.....8	Project Bases.....78	Trackside Scenes Assortment.....89
Flowers.....23	Mod-U-Rail System.....68-71	Hot Wire Foam Cutter.....8	Hot Wire Foam Cutter.....8	Project Book.....78	Tree Armatures.....35
Foam Cutter Bow & Guide.....8	Connector Plate Set.....70	Hot Wire Foam Cutter.....8	Hot Wire Foam Cutter.....8	ReadyGrass Sheets.....80	Trees Learning Kit.....5
Foam Knife.....8	Corner Module Kit Stand.....71	Hot Wire Foam Cutter.....8	Hot Wire Foam Cutter.....8	Sculpting Kit.....80	Tunnel Liner Form.....16
Foam Knife Blades.....8	Corner Module Kit.....68	Hot Wire Foam Cutter.....8	Hot Wire Foam Cutter.....8	ShowBox.....78	Tunnel Portals.....13
Foam Nails.....8	Mod-U-Rail DVD.....70	Hot Wire Foam Cutter.....8	Hot Wire Foam Cutter.....8	Trees.....80	Turf Shaker Assortment.....84
Foam Pencils.....8	Square Module Kit Stand.....71	Hot Wire Foam Cutter.....8	Hot Wire Foam Cutter.....8	Scene Kit Assortment.....89	U
Foam Putty.....9	Straight Module Kit Stand.....71	Hot Wire Foam Cutter.....8	Hot Wire Foam Cutter.....8	Scenery Details Learning Kit.....5	Underbrush.....19
Foam Sheets.....7	Straight Module Kit.....68	Hot Wire Foam Cutter.....8	Hot Wire Foam Cutter.....8	Scenery Kits.....74, 76-77	Underbrush, Bushes and Flock Assortment.....84
Foam Tack Glue.....8	Module Kits.....68	Hot Wire Foam Cutter.....8	Hot Wire Foam Cutter.....8	Scenic Accents.....38-49	Undercoat Pigment.....15
Foliage.....22	Module Kit Stands.....71	Hot Wire Foam Cutter.....8	Hot Wire Foam Cutter.....8	Economy Packs.....49	V
Foliage Clusters.....20	Mold-A-Scene Plaster.....12	Hot Wire Foam Cutter.....8	Hot Wire Foam Cutter.....8	G Scale.....45-48	Videos.....4, 70, 77
Forest Canopy.....34	Mountain Valley Scenery Kit.....76	Hot Wire Foam Cutter.....8	Hot Wire Foam Cutter.....8	N, HO, O Scale.....38-44, 49	W
Forest Kits.....37	P	Hot Wire Foam Cutter.....8	Hot Wire Foam Cutter.....8	Scenic Accents Assortments.....86-87	Water Effects.....24
Fruit.....23	Paving Tape.....9	Hot Wire Foam Cutter.....8	Hot Wire Foam Cutter.....8	G Scale.....87	
G	Pewter Patina Finish.....55	Hot Wire Foam Cutter.....8	Hot Wire Foam Cutter.....8	HO Scale.....86-87	
Gentle Grips.....49	Plaster Cloth.....7, 12, 80	Hot Wire Foam Cutter.....8	Hot Wire Foam Cutter.....8	HO Scale Economy Packs.....87	
Glass Display Dome and Base.....55	Poly Fiber.....22	Hot Wire Foam Cutter.....8	Hot Wire Foam Cutter.....8	N Scale.....86-87	
Grand Valley.....72-73	Premium Trees.....32-33	Hot Wire Foam Cutter.....8	Hot Wire Foam Cutter.....8	N Scale Economy Packs.....87	
Grand Valley Track Pack.....73	Premium Trees Assortment.....85	Hot Wire Foam Cutter.....8	Hot Wire Foam Cutter.....8	O Scale.....87	
	Premium Trees Merchandiser.....85	Hot Wire Foam Cutter.....8	Hot Wire Foam Cutter.....8	Scenic Accents Glue.....49	
	Product Popper.....86	Hot Wire Foam Cutter.....8	Hot Wire Foam Cutter.....8	Scenic Accents Merchandisers	
		Hot Wire Foam Cutter.....8	Hot Wire Foam Cutter.....8	HO scale.....86	
		Hot Wire Foam Cutter.....8	Hot Wire Foam Cutter.....8	N Scale.....86	

Models and photos on pages 5, 9, 12, 16, 17, 23, 25, and 36 by Pelle K. Søberg.

Model and photo on pages 21 and 30 by W. Allen McClelland.

Model on page 58 by Michael L. Fuller, with modifications.



WOODLAND SCENICS®

P.O. BOX 98 • LINN CREEK, MO 65052
Phone 573-346-5555 • Fax 573-346-3768
www.woodlandscenics.com

FIRST CLASS
U.S. POSTAGE

PAID

Permit #01
Linn Creek, MO
65052



XLITWSCATALOG • R100

©2007 OCO \$2.50

