

WALTHERS

2007-08 Buyer's Guide #2



**Loaded
with More
New Releases
& Modeling Tips!**

Welcome to the Second 2007-08 New Product Buyer's Guide!

With so many new items coming this year, we just couldn't fit them all into the first Buyer's Guide! Since then, we've put together this complete preview of *many more* exciting new Walthers and Life-Like products coming in the months ahead.

Inside, you'll find information on the latest locos, cars and structures in HO and N, along with some special surprises shown here for the first time! These include the *all-new Modern Grain Industry series*, which makes it easy to model contemporary handling and storage equipment in HO. Be sure to check out the *new N Scale Cinder Conveyor, Sanding Tower and Pella Depot* too! And in celebration of our 75th anniversary, we're rolling out beautiful *HO models of the 1955 Twin Cities Hiawatha cars and PROTO 2000™ locos* — and a *completely new collection of Milwaukee-themed structures*.

To help you start planning how to add these new models to your layout, we've selected cars, structures and other accessories that can be used with each new release. We've also included a basic track diagram showing how these items can be combined to help you add more action and enjoyment to your railroad. Look for the special arrow logo on each page that showcases this feature.



CONTENTS

HO Scale

PROTO 2000™ Locos	3
PROTO 1000™ Loco	7
Walthers Passenger Cars	9
Walthers Platinum Line™ Caboose	13
Walthers Gold Line™ Freight Cars	15
PROTO 2000 Freight Cars	20
PROTO 1000 Freight Cars	23
Modern Grain Industry Series	24
Walthers Cornerstone Series®	28
Trainline Structures & Train Sets	32
1955 Twin Cities Hiawatha	34

N Scale

PROTO 2000™ Heritage Steam Locos	36
PROTO N™ Locos	37
Walthers Passenger Cars	39
Walthers Cornerstone Series Structures	41
Reissued HO & N Cornerstone Structures	43

Reserve any product by visiting your local hobby shop

Visit walthers.com for more model information

Delivery dates, prices and information shown were accurate at press time, but are subject to change. Sketches and photos show preproduction models; details and colors may vary.

*CSX proprietary marks used by permission of CSX Transportation, Inc. Products bearing American Refrigerator Transit Company, ART, Chicago & North Western Railway, Chicago & North Western System, Chicago & North Western, CNW, C&NW, Denver & Rio Grande Western, DRGW, D&RG, D&RGW, Rio Grande, Katy Railroad, The Katy, Missouri-Kansas-Texas, MKT, M-K-T, Missouri Pacific Lines, Missouri Pacific, Mo-Pac, MP, Pacific Fruit Express Company, Pacific Fruit Express, PFE, Southern Pacific Rail Corporation, Southern Pacific Lines, Southern Pacific, SP, St. Louis Southwestern, SSW, Cotton Belt, Cotton Belt Route, Texas & Pacific, T&P, TP, Union Pacific Railroad Company, Union Pacific Railroad, Union Pacific, UP, Union Pacific Fruit Express, UPFE, Western Pacific & WP marks are made under trademark license from Union Pacific Railroad Company. ©2007 Wm. K. Walthers, Inc.

PROTO 2000™
HERITAGE
STEAM COLLECTION

From Walthers

PROTO 2000
 HERITAGE
 Steam Collection
HO USRA 0-8-0

Fall 2007 Delivery
 \$349.98 w/Sound & DCC
 \$249.98 Standard DC

- New Roadnames & Numbers
- Sound & DCC or Standard DC Versions

Sound can be operated with standard DC power pack as well as DCC controllers. Sound features include: dual steam engine sounds, whistle, bell, squealing brakes, doppler effect, air let off (in neutral), generator and trailer which mutes whistle and bell for double-heading. Includes QSI Sound Reference Manual.



- Loco & Tender Electrical Pickup
- Improved Tractive Effort - Now With Traction Tires
- Weighted for Maximum Tractive Effort - Pulls 60 or More Cars
- Nickel-Silver Plated RP-25 Wheels
- Tender Coal Bunker Style as Appropriate to Road
- Operating Cab Windows & Meticulously Detailed Cab Interior
- Slow Speed Less than 3 Scale Miles Per Hour & up to 59 Scale Miles Per Hour Fast Speed
- 10-Page History Booklet & Certificate of Quality

Boston & Maine
 920-60100 #612 with Sound & DCC
 920-60101 #618 with Sound & DCC
 920-67100 #630 Standard DC

Chicago, Burlington & Quincy
 920-60102 #540 with Sound & DCC
 920-60103 #544 with Sound & DCC
 920-67102 #547 Standard DC

Nickel Plate Road
 920-60104 #206 with Sound & DCC
 920-60105 #207 with Sound & DCC
 920-67104 #205 Standard DC

Northern Pacific
 920-60106 #1170 with Sound & DCC
 920-60107 #1171 with Sound & DCC
 920-67106 #1172 Standard DC

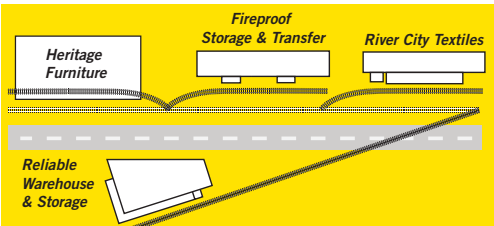
Pere Marquette*
 920-60108 #1401 with Sound & DCC
 920-60109 #1406 with Sound & DCC
 920-67108 #1410 Standard DC

Painted, Unlettered
 920-60110 with Sound & DCC
 920-67110 Standard DC



Heavy Industry for Your Railroad

For decades, 0-8-0s handled switching and transfer runs serving the industrial districts of big cities, which are easy to model with these kits, locos and cars.



Cornerstone Series® Background Buildings Kit HO River City Textiles
 933-3178 \$34.98




Cornerstone Series Background Buildings Kit HO Heritage Furniture Company
 933-3164 \$29.98




Cornerstone Series Background Buildings Kit HO Fireproof Storage & Transfer
 933-3189 \$24.98



Cornerstone Series Kit HO Reliable Warehouse & Storage
 933-3014 \$32.98



PROTO 1000™ HO Drop-Bottom Composite Gondolas
 920-37050 Series**



PROTO 2000 HO 40' Mather Box Cars
 920-54150 Series Time-Saver® Kits**
 920-54175 Ready-to-Run**



PROTO 2000 Heritage Steam Collection HO USRA 0-6-0
 920-31764 Series**

**See all available roadnames online at walthers.com



From Walthers

PROTO 2000™

HO Fairbanks-Morse H10-44

Winter 2007-08 Delivery

\$204.98 w/Sound & DCC

\$104.98 Standard DC

- Completely New Model
- Prototype-Specific Detailing
- 14:1 Gear Ratio for Easy Multiple-Unit Operations
- Helical Gears for Ultra-Quiet & Smooth Running
- Magnetic Knuckle Couplers
- All-Wheel Drive & Electrical Pickup
- Machined Brass Flywheel
- Constant & Directional Headlights
- RP-25 Wheels
- Heavy Diecast Chassis
- Five-Pole Skew-Wound Motor
- Available With or Without Factory-Installed Sound & DCC

Sound can be operated with standard DC power pack or DCC controllers. Sound features include: diesel engine, horn, bell, squealing brakes, doppler effect, air let off (in neutral), generator and trailer which mutes whistle and bell for double heading.



Santa Fe

- 920-40775 #1 with Sound & DCC
- 920-40776 #2 with Sound & DCC
- 920-47775 #3 Standard DC
- 920-47776 #4 Standard DC

Baltimore & Ohio*

- 920-40777 #1 with Sound & DCC
- 920-40778 #2 with Sound & DCC
- 920-47777 #3 Standard DC
- 920-47778 #4 Standard DC

Chicago & North Western†

- 920-40779 #1 with Sound & DCC
- 920-40780 #2 with Sound & DCC
- 920-47779 #3 Standard DC
- 920-47780 #4 Standard DC

Central of New Jersey

- 920-40781 #1 with Sound & DCC
- 920-40782 #2 with Sound & DCC
- 920-47781 #3 Standard DC
- 920-47782 #4 Standard DC

Milwaukee Road

- 920-40783 #1 with Sound & DCC
- 920-40784 #2 with Sound & DCC
- 920-47783 #3 Standard DC
- 920-47784 #4 Standard DC

Nickel Plate Road

- 920-40785 #1 with Sound & DCC
- 920-40786 #2 with Sound & DCC
- 920-47785 #3 Standard DC
- 920-47786 #4 Standard DC

New York Central*


- 920-40787 #1 with Sound & DCC
- 920-40788 #2 with Sound & DCC
- 920-47787 #3 Standard DC
- 920-47788 #4 Standard DC

Pennsylvania

- 920-40789 #1 with Sound & DCC
- 920-40790 #2 with Sound & DCC
- 920-47789 #3 Standard DC
- 920-47790 #4 Standard DC

Undecorated

- 920-40791 With Sound & DCC
- 920-47793 Standard DC



Chicago & North Western



Santa Fe



Nickel Plate Road



Pennsylvania



Milwaukee Road



Baltimore & Ohio



New York Central



Central of New Jersey



Models for the Fabulous 50s

Modeling the combination of old and new equipment that served US railroads in the 1950s is easy with these accessories.



PROTO 2000 HO 52'6" Drop-End Mill Gondolas w/Loads

920-31975 Series Time-Saver Kits**

920-54075 Series Ready-to-Run**



Cornerstone Series® Kit HO Open-Air Transload Building

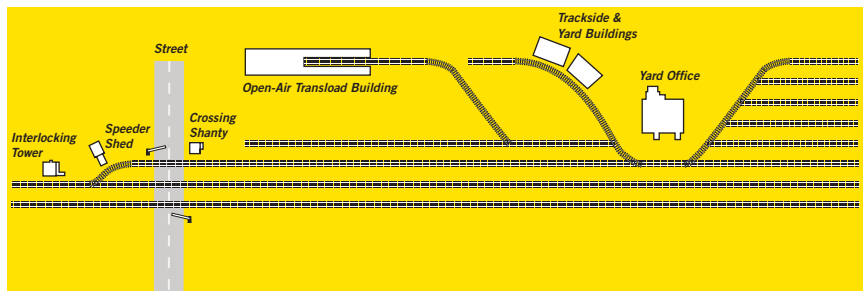
933-2918 \$39.98



Cornerstone Series Built-ups HO Yard Office

933-2830 \$29.98

**See all available roadnames online at walthers.com



PROTO 2000 HO 50' Single-Door Box Cars

920-54250 Series Time-Saver® Kits**

920-54276 Series Ready-to-Run**





From Walthers




PROTO 2000™ HO EMD F7

Winter 2007-08 Delivery

Different Roadname Shown

- All-New Drive
- 14:1 Gear Ratio for Easy Multiple-Unit Operations
- Helical Gears for Ultra-Quiet & Smooth Running
- Correct Coupling Distance Between A & B Units
- Most Authentic "Bulldog" Nose Ever Done
- Correct Windshield Slope
- Complete Scale Fuel Tank w/Hangers, Battery Box, Air Tank & Underframe Detail
- Working Headlight w/Bezel & Recessed Lens
- Correct Style Lighted Numberboards
- Bright "Sunny White" LED Lighting
- New Insulated Diecast Magnetic Knuckle Couplers
- Freight, Passenger or Snowplow Pilot
- All-New Sideframes w/Road Specific Journals & With or Without Speed Recorder
- Operating Diaphragms as Appropriate
- Etched Metal Farr or Horizontal Grilles
- Five-Pole, Skew-Wound, High Torque, High Efficiency Can Motor
- Heavily Weighted for Maximum Traction
- Both A&B Units Powered
- Painted Metal Grab Irons, Ladder Stand-Offs, Handrails & Lift Rings
- Roof Panel Weld Lines
- Correctly Sized Bolt Heads
- Working Mars Light as Appropriate - Works on DC or DCC
- With or Without Dynamic Brakes to Match Prototypes
- Separate, Clear Class Lights
- Full Cab Interior w/Crew Figures
- Full or Partial Fuel Tank Skirts to Match Prototypes
- Correct Grab Iron Style & Placement for Each Roadname
- Nose Lift Rings as Appropriate
- Visible Details Behind Grilles & Under Fan Covers
- Available with Dual Mode QSI Sound & DCC** or Standard DC

**Sound and DCC-equipped models can be operated on either DC or DCC layouts, and feature authentic EMD 567 prime mover recordings that include exhaust, road-specific horn tone to match prototype, improved throttle notching and transition sounds for change in traction motor electrical connection during acceleration, bell, squealing brakes, doppler effect, air let off and much more.



A-B Sets, Quantum Sound & DCC Equipped, \$369.98

- 920-40631 UP# 1 with Sound & DCC
- 920-40632 UP# 2 with Sound & DCC
- 920-40635 PRR #1 with Sound & DCC
- 920-40636 PRR #2 with Sound & DCC
- 920-40639 B&O #1 with Sound & DCC
- 920-40640 B&O #2 with Sound & DCC
- 920-40647 CNW# 1 with Sound & DCC
- 920-40648 CNW# 2 with Sound & DCC
- 920-40649 Rock Island #1 with Sound & DCC
- 920-40650 Rock Island #2 with Sound & DCC
- 920-40653 DRGW# 1 with Sound & DCC
- 920-40654 DRGW# 2 with Sound & DCC
- 920-40657 CN #1 with Sound & DCC
- 920-40658 CN #2 with Sound & DCC
- 920-40659 GN (Big Sky Blue) #1 with Sound & DCC
- 920-40660 GN (Big Sky Blue) #2 with Sound & DCC

A-B Sets, Standard DC, \$269.98

- 920-47631 UP# 3 Standard DC
- 920-47632 UP# 4 Standard DC
- 920-47635 PRR #3 Standard DC
- 920-47636 PRR #4 Standard DC
- 920-47639 B&O #3 Standard DC
- 920-47640 B&O #4 Standard DC
- 920-47647 CNW #3 Standard DC
- 920-47648 CNW #4 Standard DC
- 920-47649 Rock Island #3 Standard DC
- 920-47650 Rock Island #4 Standard DC
- 920-47653 DRGW# 3 Standard DC
- 920-47654 DRGW# 4 Standard DC
- 920-47657 CN #3 Standard DC
- 920-47658 CN #4 Standard DC
- 920-47659 GN (Big Sky Blue) #3 Standard DC
- 920-47660 GN (Big Sky Blue) #4 Standard DC

A-A Sets, Quantum Sound & DCC Equipped, \$369.98

- 920-40643 Wabash #1 with Sound & DCC
- 920-40644 Wabash #2 with Sound & DCC

A-A Sets, Standard DC, \$269.98

- 920-47643 Wabash #3 Standard DC
- 920-47644 Wabash #4 Standard DC

A Unit Only, Quantum Sound & DCC Equipped, \$189.98

- 920-40637 PRR #1 with Sound & DCC
- 920-40638 PRR #2 with Sound & DCC
- 920-40641 B&O# 1 with Sound & DCC
- 920-40642 B&O# 2 with Sound & DCC
- 920-40645 Wabash #1 with Sound & DCC
- 920-40646 Wabash #2 with Sound & DCC
- 920-40651 Rock Island #1 with Sound & DCC
- 920-40652 Rock Island #2 with Sound & DCC

A Unit Only, Standard DC, \$139.98

- 920-47637 PRR #3 Standard DC
- 920-47638 PRR #4 Standard DC
- 920-47641 B&O# 3 Standard DC
- 920-47642 B&O# 4 Standard DC
- 920-47645 Wabash #3 Standard DC
- 920-47646 Wabash #4 Standard DC
- 920-47651 Rock Island #3 Standard DC
- 920-47652 Rock Island #4 Standard DC

B Unit Only, Quantum Sound & DCC Equipped, \$189.98

- 920-40633 UP# 1 with Sound & DCC
- 920-40634 UP# 2 with Sound & DCC
- 920-40655 DRGW# 1 with Sound & DCC
- 920-40656 DRGW# 2 with Sound & DCC

B Unit Only, Standard DC, \$139.98

- 920-47633 UP# 3 Standard DC
- 920-47634 UP# 4 Standard DC
- 920-47655 DRGW# 3 Standard DC
- 920-47656 DRGW# 4 Standard DC



From Walthers

HO GP7/9

Winter 2007-08 Delivery

\$224.98 with Sound & DCC

\$124.98 Standard DC

- Prototype-Specific Detailing
- Magnetic Knuckle Couplers
- All-Wheel Drive & Electrical Pickup
- Machined Brass Flywheels
- Constant & Directional Headlights
- RP-25 Wheels
- Heavy Diecast Chassis
- Five-Pole Skew-Wound Motor
- Available With or Without Factory-Installed Sound & DCC

Sound and DCC-equipped models can be operated on either DC or DCC layouts, and feature authentic EMD 567 prime mover recordings that include exhaust, road-specific horn tone to match prototype, improved throttle notching and transition sounds for change in traction motor electrical connection during acceleration, bell, squealing brakes, doppler effect, air let off and much more.



Different Roadname Shown



Chicago & North Western¹
 920-40854 GP9 Phase III #1748 with Sound & DCC
 920-40855 GP9 Phase III #1756 with Sound & DCC
 920-47854 GP7 Phase II #1568 Standard DC
 920-47855 GP7 Phase II #1569 Standard DC



North Central Texas
 920-40862 GP7 Phase II #612 with Sound & DCC
 920-47862 GP7 Phase II #613 Standard DC
 920-47863 GP7 Phase II #614 Standard DC



Soo Line
 920-40856 GP9 Phase I #2551 with Sound & DCC
 920-40857 GP9 Phase I #2554 with Sound & DCC
 920-47856 GP9 Phase I #2407 Standard DC
 920-47857 GP9 Phase I #2409 Standard DC



Dakota, Minnesota & Eastern
 920-40864 GP9 Phase III #1463 with Sound & DCC
 920-40865 GP9 Phase III #1471 with Sound & DCC
 920-47864 GP9 Phase III #1483 Standard DC
 920-47865 GP9 Phase III #1484 Standard DC



Toledo, Peoria & Western
 920-40858 GP7 Phase I #102 with Sound & DCC
 920-40859 GP7 Phase I #103 with Sound & DCC
 920-47858 GP7 Phase I #102 Standard DC
 920-47859 GP7 Phase I #103 Standard DC



Cedar Rapids & Iowa City
 920-40866 GP9 Phase III #101 with Sound & DCC
 920-47866 GP9 Phase III #102 Standard DC



Iowa Interstate
 920-40850 GP9 Phase II #309 with Sound & DCC
 920-40851 GP7 Phase II #325 with Sound & DCC
 920-47850 GP9 Phase II #309 Standard DC
 920-47851 GP7 Phase II #325 Standard DC



Algoma Central
 920-40852 GP7 Phase I #158 with Sound & DCC
 920-40853 GP7 Phase I #161 with Sound & DCC
 920-47852 GP7 Phase I #152 Standard DC
 920-47853 GP7 Phase I #153 Standard DC

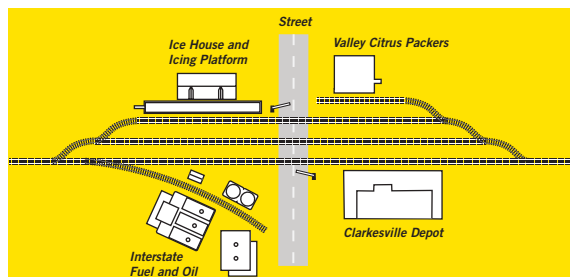


Ohio Central
 920-40860 GP9 Phase II #91 with Sound & DCC
 920-40861 GP7 Phase I #1501 with Sound & DCC
 920-47860 GP9 Phase II #91 Standard DC
 920-47861 GP7 Phase I #1501 Standard DC



More Variety for Your Railroad

Adding more interest and operating possibilities to your line is easy with new industries, as well as cars and locos to serve them.



Cornerstone Series[®] Kit
HO Interstate Fuel & Oil
 933-3006 \$32.98



Cornerstone Series[®] Kit
HO Valley Citrus Packers
 933-2926 \$39.98



Trainline[®] HO 40' Tank Car
 931-611 Series**

**See all available roadnames online at walthers.com

PROTO
1000
SERIES™

From Walthers



PROTO 1000™

HO RS-2

\$99.98 Each

Winter 2007-08 Delivery

- 9 Pin DCC Harness Installed
- 14:1 Gear Ratio for Easy Multiple-Unit Operations
- Helical Gears for Ultra-Quiet & Smooth Running
- Magnetic Knuckle Couplers
- All Wheel Drive & Electrical Pickup
- Dual Machined Brass Flywheels
- Constant & Directional Headlights
- RP-25 Contour Blackened Wheels
- Heavy Diecast Chassis
- Five-Pole Skew-Wound Motor



Different Roadname Shown

- Chicago & North Western'**
920-35113 #1
920-35114 #2
- Canadian Pacific**
920-35115 #1
920-35116 #2
- Elgin, Joliet & Eastern**
920-35117 #1
920-35118 #2
- Chicago Great Western**
920-35119 #1
920-35120 #2
- Toledo, Peoria & Western**
920-35121 #1
920-35122 #2
- Union Pacific'**
920-35123 #1
920-35124 #2



Chicago & North Western



Chicago Great Western



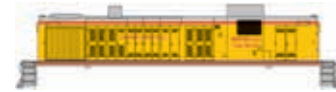
Canadian Pacific



Toledo, Peoria & Western



Elgin, Joliet & Eastern



Union Pacific



Setting the Scene on Your Railroad

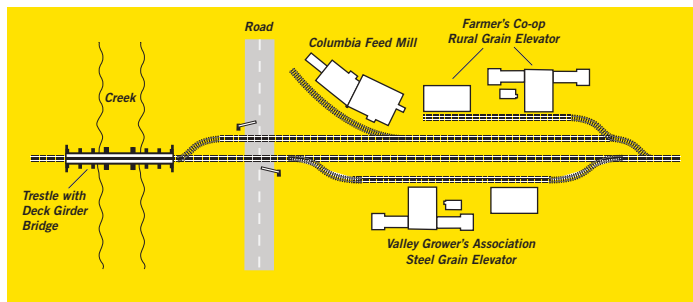
Period motive power and cars are just the beginning — older wooden and early steel structures make it easy for visitors to know what era you model.



Cornerstone Series® Kit
HO Trestle w/Deck Girder Bridge
933-3147 \$24.98



Cornerstone Series Kit
HO Columbia Feed Mill
933-3090 \$36.98



Cornerstone Series Kit
HO Farmers Cooperative Rural Grain Elevator
933-3036 \$27.98



Cornerstone Series Kit
HO Valley Growers Association Steel Grain Elevator
933-3096 \$36.98



PROTO 2000 HO 40' Mather Box Cars
920-54150 Series Time-Saver® Kits**
920-54175 Ready-to-Run**
**Complete list of roadnames available at walthers.com

WALTHERS

**PROTO
1000
SERIES™**
From Walthers



**PROTO 1000™
HO RSC-2**

Winter 2007-08 Delivery
\$94.98 Each

- 9 Pin DCC Harness Installed
- 14:1 Gear Ratio for Easy Multiple-Unit Operations
- Helical Gears for Ultra-Quiet & Smooth Running
- Correct 3-Axle Trucks
- Perfect for Branchline Service
- Magnetic Knuckle Couplers
- All Wheel Drive & Electrical Pickup
- Dual Machined Brass Flywheels
- Constant & Directional Headlights
- RP-25 Contour Blackened Wheels
- Heavy Diecast Chassis
- Five-Pole Skew-Wound Motor



Different Roadnumber Shown



Milwaukee Road
920-35200 #979
920-35201 #982



Soo Line
920-35204 #369
920-35205 #371



Seaboard Coast Line*
920-35202 #1101
920-35203 #1105

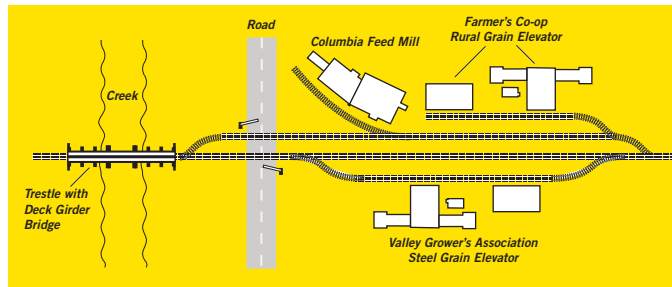


Union Pacific†
920-35206 #1283
920-35207 #1289



Try Branchline Railroading for Small Spaces

Branchlines serving rural communities are perfect settings for layouts, letting you create realistic scenes in small areas.



Cornerstone Series Kit
HO Farmers Cooperative
Rural Grain Elevator
933-3036 \$27.98



Cornerstone Series Kit
HO Trestle w/Deck Girder Bridge
933-3217 \$36.98

Cornerstone Series® Kit
HO Overhead Traveling
Crane
933-3102 \$14.98



PROTO 2000
HO AAR 52'6" Flat Cars w/Loads
920-54475 Series Time-Saver® Kits**
920-54525 Ready-to-Run**



**Complete list of roadnames available at walthers.com

Cornerstone Series Kit
HO Valley Growers Association
Steel Grain Elevator
933-3096 \$32.98



WALTHERS



Gold Line™


HO Flexi-Van Flat Car w/Two Trailers

Fall 2007 Delivery

Single Cars \$42.98 Each (unless noted)

Limited-Run Two-Packs \$81.98 Each (unless noted)

- All-New Tooling
- Includes Two 40' Trailers
- Run in Freight or Passenger Service
- Three Different Car Numbers Available
- Mark III Version
- More Trailers & Bogies Available Separately



Single Cars

- 932-3921 NYC* #1
- 932-3922 MILW#1
- 932-3923 IC **\$45.98**
- 932-3925 NYC* #2
- 932-3926 MILW #2
- 932-3927 Seaboard Air Line*
- 932-3928 SOU **\$45.98**
- 932-3929 WP†
- 932-3920 Undecorated

Limited-Run Two-Packs

- 932-23921 NYC* #1
- 932-23922 MILW#1
- 932-23923 IC **\$86.98**
- 932-23925 NYC* #2
- 932-23926 MILW #2
- 932-23927 Seaboard Air Line*
- 932-23928 SOU **\$86.98**
- 932-23929 WP†




Image Courtesy of Bob's Photo

Cornerstone Series® Flexi-Van 40' Trailers

Fall 2007 Delivery

\$12.98 Each

- All-New Model
- Perfect for Flexi-Van Flats
- Use as Highway, Dock or Car Detail
- Includes Trailer Bogie



Intermodal Modeling for Any Era

From the early days of trailer-on-flat-car service to today's high-speed double-stack trains, it's easy to model the color and action of intermodal traffic with these accessories.



Heljan
HO Operating Container Crane
322-89001 \$750.00



Cornerstone Series Kit
HO Kalmar Container Crane
933-3109 \$19.98

Gold Line
HO NSC 3-Unit Well Car
932-3940 Series**



HO 45/102 Stoughton® Trailers
933-1400 Series**



HO 53' Stoughton Trailer
933-1450 Series**



HO 48' Stoughton Trailer
933-1900 Series**



Gold Line
HO Bethlehem 89'4" Flush-Deck Flat Car
932-40300 Series**

**Check out all roadnames listed online at walthers.com



Walthers Passenger Cars

HO NYC-Style Express Box Car Troop Sleeper Conversion

Winter 2007 Delivery

Single Cars \$24.98 Each

Limited-Run Two-Packs \$49.98 Each

- Great Addition to Post-War Passenger Trains
- Ready-to-Run
- New Paint & Lettering Schemes
- Knuckle Couplers
- Correct Trucks w/RP-25 Metal Wheels
- Add-On Wire Grab Irons

Single Cars

- 932-4155 NYC* 1947-48
- 932-4156 NYC* Leased (1960)
- 932-4157 Rock Island (Pullman Green)
- 932-4158 Erie
- 932-4159 Lackawanna

Limited-Run Two-Packs

- 932-24155 NYC* 1947-48
- 932-24156 NYC* Leased (1960)
- 932-24157 Rock Island (Pullman Green)
- 932-24158 Erie
- 932-24159 Lackawanna



Different Paint Scheme Shown



NYC*



Erie



NYC*



Lackawanna



Rock Island



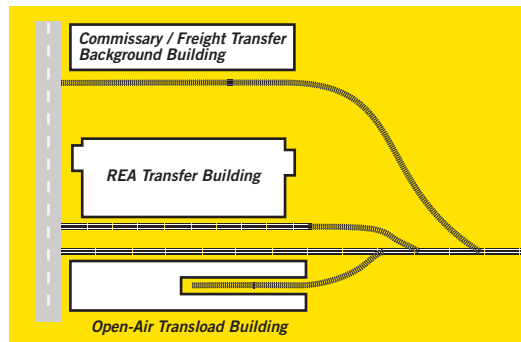
New Possibilities for Passenger Service

Mail and express made passenger service profitable, and with these accessories, you can add cars to any consist, or model the special trains that helped pay the bills.



Cornerstone Series® Kit
HO Open-Air Transload Building

933-2918 \$39.98



Cornerstone Series
Background Building Kit
HO Commissary/Freight Transfer Building

933-3173 \$29.98



HO Express Box Car (Rebuilt Troop Sleeper)

932-4160 Series**



Cornerstone Series Kit
HO Railway Express Agency Transfer Building

933-3095 \$44.98

HO 50' GACX Wood Express Reefer w/Pullman Trucks

932-5470 Series **



HO ACF-Built Troop Kitchen Car

932-4180 Series**

**Complete list of roadnames available online at walthers.com





Walthers Passenger Cars
**HO Former Empire
 Builder Passenger Cars**
 • New Roadnames & Paint Schemes



ACF 36-Seat Diner
 Summer 2007 Delivery • \$44.98 Each
 932-9082 Amtrak Phase I



ACF Baggage-Dormitory
 Summer 2007 Delivery • \$44.98 Each
 932-9069 Amtrak Phase I



Pullman-Standard 7-4-3-1 Sleeper
 In Stock • \$44.98 Each
 932-9059 Amtrak® Phase I



ACF Coffee Shop Lounge
 Summer 2007 Delivery • \$44.98 Each
 932-9064 Amtrak Phase I
 932-9275 GN



Simplify Modeling 70s Passenger Service
 Re-create the colorful early days of Amtrak operations
 with these detailed cars, locos, structures and more.



**PROTO 2000™
 HO EMD E7**
 920-40525 Series
 Check out the colorful
 pre-Amtrak schemes listed
 online at walthers.com



**Cornerstone Series™ Kit
 HO Whitehall Station**
 933-2932 \$44.98



**Cornerstone
 Series Kit
 HO Passenger
 Car Washer**
 933-3186
 \$19.98



**Cornerstone Series
 Built-ups
 HO Clarksville Depot**
 933-2841, 2842 & 2843
 \$49.98



Walthers Passenger Cars
**HO Amtrak®
 Superliner® I & II Cars**

Fall 2007 Delivery

\$34.98 Each

- Full Interiors
- Built-In Electrical Contacts for New Interior Lighting Kit
- Upgraded Trucks w/Metal Sideframes
- All Cars Wear Amtrak Phase IVb Scheme
- Correct Details
- Wire Grab Irons
- Working Diaphragms
- Knuckle Couplers

Superliner I

- 932-6164 Coach
- 932-6174 Sleeper
- 932-6184 Diner
- 932-6194 Sightseer Lounge

Superliner II

- 932-6102 Coach
- 932-6112 Sleeper
- 932-6122 Sightseer Lounge
- 932-6132 Diner



932-6112 Superliner II Sleeper
 Image Courtesy of Bruce Jacobs



932-6164 Superliner I Coach



932-6174 Superliner I Sleeper



932-6102 Superliner II Coach
 Images Courtesy of T.J. Van Haag

**HO Superliner Interior
 Lighting Kit**

Fall 2007 Delivery

\$10.98 Each

- Fits New Amtrak Superliner Cars
- Completely Assembled
- For DC or DCC Layouts

933-6004

HO Superliner I Trucks

Fall 2007 Delivery

\$10.98 (1 Pair)

- Revised Design
- Metal Sideframes
- RP-25 Metal Wheels

933-1320 For Superliner I

HO Superliner II GSC Trucks

Fall 2007 Delivery

\$10.98 (1 Pair)


- Revised Design
- Metal Sideframes
- RP-25 Metal Wheels

933-1321 For Superliner II



Modernize Your Amtrak Modeling

Upgrade and expand modern passenger service on your railroad with these accessories.



**Cornerstone Series® Kit
 HO Mission-Style Depot
 w/Freight House**

933-2924 \$54.98



**Cornerstone Series
 Built-ups
 HO Station Platform
 Light pkg(2)**

933-1093 \$9.98



**Preiser
 HO Seated Passengers pkg(36)**

590-1014009 \$36.98





Platinum Line™

HO Pennsylvania Center-Cupola N6B Wood Cabin Car

Winter 2007-08 Delivery

Single Cars \$34.98 Each

Limited-Run 2-Packs \$69.98 Each

- Fully Assembled
- All Grab Irons Installed
- All Detail Parts Added
- RP-25 Metal Wheelsets
- Knuckle Couplers
- Superb Paint & Lettering
- New Centered-Cupola Version
- Authentic Pennsylvania Prototype
- Perfect for Steam- and Diesel-Era Layouts
- Sloped-Side Cupola
- Correct Trucks
- Use w/932-7640-Series w/Offset Cupola



Collection of Robert Johnson



Single Cars
 932-7651 Roman Lettering & Bars
 932-7652 Keystone at Top
 932-7653 Keystone in Middle
 932-7650 Undecorated Kit –
 Some Assembly Required

Limited-Run Two-Packs
 932-27651 Roman Lettering & Bars
 932-27652 Keystone at Top
 932-27653 Keystone in Middle



Building Freight Traffic on Your Railroad
 From tiny locals on remote branches to fast time freights serving major terminals, there are lots of ways — and accessories — to expand freight service on your railroad.



Cornerstone Series® Built-Ups HO Yard Office
 933-2830 \$29.98



PROTO 1000™ HO F-M C-Liner 920-30050 Series**



HO PRR B60b Baggage Car 932-5870 Series**

** See roadnames listed online at walthers.com



Platinum Line HO Pennsylvania Offset-Cupola N6B Wood Cabin Car
 932-7640 Series**



HO PRR R50B Express Reefer
 932-5880 Series**

PROTO 2000™ HO EMD F7
 920-40575 Series**



Gold Line™ HO PRR X-29 Box Car 3-Pack
 932-9023 \$44.98



PROTO 2000 HO USRA 0-6-0
 920-31776 Series**



Platinum Line™

Milwaukee Road Rib-Side Caboosees

Fall 2007 Delivery

Single Cars \$34.98 Each

Limited-Run Two-Packs \$69.98 Each

- All-New Car – First Ever Ready-to-Run Version
- Fully Assembled
- Authentic Milwaukee Road Prototype
- All Grab Irons Installed
- All Detail Parts Added
- RP-25 Metal Wheelsets
- Knuckle Couplers
- Superb Paint & Lettering
- Perfect for Steam- and Diesel-Era Layouts
- Correct Milwaukee Road Trucks



932-7661



932-7661 MILW (Lettered)



932-7662 MILW (Herald on Bay Window)



932-7663 MILW (70s-Era Scheme)

Single Cars

- 932-7661 MILW (Lettered)
- 932-7662 MILW (Herald on Bay Window)
- 932-7663 MILW (70s-Era Scheme)
- 932-7660 Undecorated Kit – Some Assembly Required

Limited-Run Two-Packs

- 932-27661 MILW (Lettered)
- 932-27662 MILW (Herald on Bay Window)
- 932-27663 MILW (70s-Era Scheme)



Regional Details Make Your Railroad

Each region of the country has its own unique character, which you can add to your layout with the right mix of scenery materials, structures and equipment from railroads that serve the area.



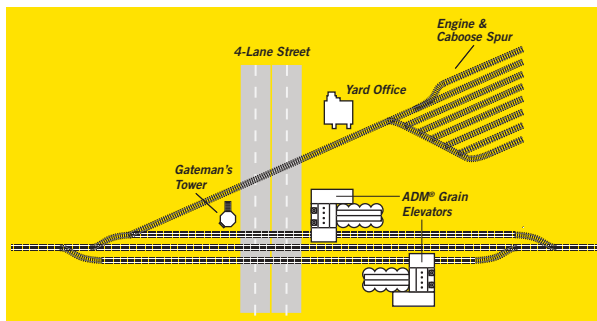
Walthers Cornerstone Series® Kit HO Diesel House
933-2916 \$69.98



Walthers Cornerstone Series Built-ups HO Yard Office
933-2830 \$29.98



Walthers Cornerstone Series Kit HO Gateman's Tower
933-2944 \$27.98



PROTO 2000™ EMD SD7/9
920-40725 Series**



PROTO 2000™ EMD F7
920-40575 Series

**Visit walthers.com for a complete listing of sound/DCC-equipped and standard DC models.

PROTO 2000 FM H10-44
920-40775 Series**





Gold Line™

HO Tri-Level Enclosed Auto Carriers

Fall 2007 Delivery

Single Cars \$25.98 Each

Limited-Run Two-Packs \$49.98 Each

- New Paint Schemes
- New Roadnumbers
- Knuckle Couplers
- Metal RP-25 Wheels

Single Cars

- 932-4884 UP¹ ("Building America" Slogan)
- 932-4885 BNSF (2005 "Power Bar" Logo)
- 932-4886 GTW (blue)
- 932-4887 NS
- 932-4888 CR

Limited-Run Two-Packs

- 932-24884 UP¹ ("Building America" Slogan)
- 932-24885 BNSF (2005 "Power Bar" Logo)
- 932-24886 GTW (blue)
- 932-24887 NS
- 932-24888 CR

Gold Line HO Bi-Level Enclosed Auto Carriers

Spring 2008 Delivery

Single Cars \$29.98 Each

Limited-Run Two-Packs \$59.98 Each

- All-New Tooling
- Knuckle Couplers
- Metal RP-25 Wheels

Single Cars

- 932-40101 UP¹
- 932-40102 SP¹
- 932-40103 BNSF
- 932-40104 GTW
- 932-40105 MILW
- 932-40106 ATSF
- 932-40107 CR
- 932-40108 SCL*
- 932-40109 SOO (red)
- 932-40100 Undecorated Kit – Some Assembly Required

Limited-Run Two-Packs

- 932-240101 UP¹
- 932-240102 SP¹
- 932-240103 BNSF
- 932-240104 GTW
- 932-240105 MILW
- 932-240106 ATSF
- 932-240107 CR
- 932-240108 SCL*
- 932-240109 SOO (red)



932-4887



Image Courtesy of Darin Umlauf



UP¹ ("Building America" Slogan)



BNSF (2005 "Power Bar" Logo)



GTW



NS



CR



UP¹



SP



BNSF



GTW



MILW



ATSF



CR



SCL



SOO



Equipment for Off-Line Industry

Adding specialized freight cars to your fleet makes it easy to suggest that your road serves a large industrial customer even if there's no room to model the actual facility.



Cornerstone Series® Kit
HO Lakeville Warehousing
933-2917 \$44.98



Cornerstone Series
Background Building Kit
HO Bud's Trucking Co.
933-3192 \$29.98



Gold Line
HO Thrall 89' Tri-Level Auto Carriers
932-4850 Series**



Gold Line
HO 86' Pullman-Standard High-Cube Four-Door Box Cars
932-35010 Series**



Gold Line
HO 60' Pullman-Standard Auto Parts Box Cars
932-35510 Series**

** See roadnames listed online at walthers.com



932-35518

Gold Line™

HO Pullman-Standard 60' Single-Door Auto Parts Box Car

Winter 2007-08 Delivery
Single Cars \$21.98 Each

Limited-Run Two-Packs
\$41.98 Each

• New Roadnames

Single Cars

- 932-35517 CN
- 932-35518 B&O*
- 932-35519 MILW
- 932-35520 CP (Script Lettering)
- 932-35521 Rock Island

Limited-Run Two-Packs

- 932-235517 CN
- 932-235518 B&O*
- 932-235519 MILW
- 932-235520 CP (Script Lettering)
- 932-235521 Rock Island



CN




B&O



MILW



CP (Script Lettering)



Rock Island

HO Pullman-Standard 60' Double-Door Auto Parts Box Car

Winter 2007-08 Delivery
Single Cars \$21.98 Each

Limited-Run Two-Packs,
\$41.98 Each

• New Roadnames

Single Cars

- 932-35817 MILW
- 932-35818 CR
- 932-35819 ATSF

Limited-Run Two-Packs

- 932-235817 MILW
- 932-235818 CR
- 932-235819 ATSF



MILW



CR



ATSF



Faster Freight Service

With today's just in time delivery schedules, auto parts often move on some of the hottest trains on the railroad, and this high priority traffic is easy to model with these accessories.



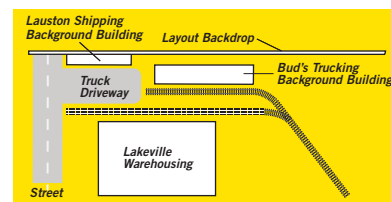
Cornerstone Series® Kit
HO Lakeville Warehousing
933-2917 \$44.98



Cornerstone Series
Background Building Kit
HO Lauston Shipping
933-3191 \$29.98



Cornerstone Series
Background Building Kit
HO Bud's Trucking Co.
933-3192 \$29.98



Gold Line
HO 86' Pullman-Standard High-Cube Four-Door Box Cars
932-35010 Series**



Gold Line
HO 60' Pullman-Standard Auto Parts Box Cars
932-35510 Series**



Gold Line
HO 60' Pullman-Standard Double-Door Auto Parts Box Cars
932-35810 Series**



**Check out the selection of roadnames listed online at walthers.com

WALTHERS



Gold Line™

HO 63' Pulpwood Flat Car

Winter 2007-08 Delivery

Single Cars \$17.98 Each

Limited-Run Two-Packs \$34.98 Each

• New Roadnumbers

Single Cars

- 932-3157 CN
- 932-3158 CP
- 932-3159 WC
- 932-3160 Georgia-Pacific
- 932-3161 TTX
- 932-3162 SOU

Limited-Run Two-Packs

- 932-23157 CN
- 932-23158 CP
- 932-23159 WC
- 932-23160 Georgia-Pacific
- 932-23161 TTX
- 932-23162 SOU



932-3157



CN



Georgia-Pacific



CP



TTX



WC



SOU


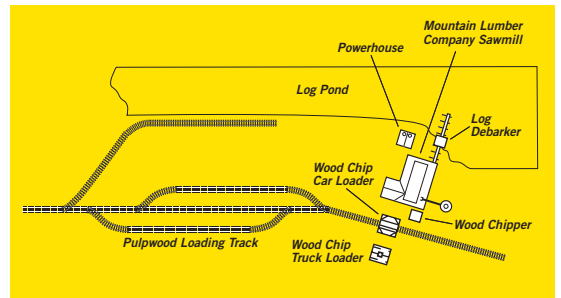


Perfect for Serving Paper Mills

Pulpwood Flat cars haul pulpwood from forest to mills. Use them at dedicated pulp landings, near other lumber facilities or in freight consists with these locos and cars.



Cornerstone Series® Kit
HO Mountain Lumber Company Sawmill
933-3058 \$69.98



Classic Kits™
HO General Steel
Castings GSC 54'
Flat Car
932-3773 Series**



Cornerstone Series Built-ups
HO Spooner Sash & Door
933-2847 \$39.98



Gold Line™
HO Canadian 50'
Bulkhead Flat Car
932-40050 Series**



Gold Line
HO 72' Centerbeam
Flat Car
932-4100 Series**

**Checkout the selection of roadnames online at walthers.com



Gold Line™
HO Thrall 53' Gondola

Winter 2007-08 Delivery

Single Cars \$19.98 Each

Limited-Run Two-Packs \$37.98 Each


• New Roadnames

Single Cars

- 932-40257 DT&I
- 932-40258 Illinois Terminal
- 932-40259 DRGW¹
- 932-40260 FEC
- 932-40261 MKT¹
- 932-40262 WC

Limited-Run Two-Packs

- 932-240257 DT&I
- 932-240258 Illinois Terminal
- 932-240259 DRGW¹
- 932-240260 FEC
- 932-240261 MKT¹
- 932-240262 WC



Different Roadname Shown



Add Variety with Open Cars

Open cars add interest to passing trains on any railroad as they can move all sorts of loads to a wide range of industries.



Cornerstone Series® Kit
HO Rolling Mill
 933-3052 \$49.98



Cornerstone Series Kit
HO Overhead Traveling Crane
 933-3102 \$14.98



Cornerstone Series Kit
HO Washington Salvage
 933-2928 \$39.98




PROTO 2000™
HO 52'6" Drop-End Mill Gondola w/Load
 920-54075 Series**



Gold Line
HO Thrall 53' Gondola
 932-40250 Series**



Gold Line
HO Difco® Dump Car
 932-7900 Series**



Classic Kits™
HO GSC 54' Flat Car
 932-3773 Series**



SceneMaster™
HO Steel Pipe Load
 433-1510 \$9.75

Check out additional loads at walthers.com

**Roadnames & info online at walthers.com





932-7873



932-7832



Gold Line™
HO Bethlehem 4000 Cubic Foot 3-Bay Hopper Six-Pack
 Winter 2007-08 Delivery
\$79.98 Each
 • New Roadnumbers

932-7870 MILW 932-7873 BN
 932-7871 SOO 932-7874 Point Comfort & Northern
 932-7872 WC 932-7875 BNSF (Oxide Red) – w/Power Bar



Gold Line
HO Trinity RD-4 Coal Hopper Six-Pack
 Fall 2007 Delivery
\$89.98 Each
 • New Roadnames & Numbers

932-7832 BNSF – Power Bar 932-7835 NVPX
 932-7833 NS 932-7836 COMX
 932-7834 UP



MILW



BN



SOO



Point Comfort & Northern



WC



BNSF (Oxide Red) – w/Power Bar



BNSF – Power Bar



NVPX



NS



COMX



UP



Tough Equipment for Coal Service

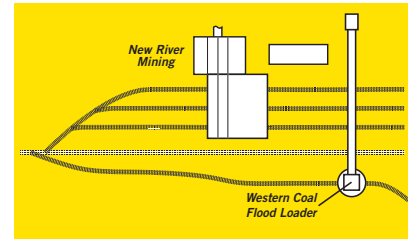
These cars are ideal for all kinds of coal traffic, whether serving smaller mines like New River or running in unit trains with other hoppers.



Cornerstone Series® Kit
 HO New River Mining Company
 933-3017 \$36.98



Gold Line™
 HO Bethlehem Three-Bay Hopper 6-Packs
 932-7851 Series**



Cornerstone Series Kit
 HO Western Coal Flood Loader
 933-3089 \$39.98



Gold Line
 HO Trinity RD-4 Coal Hopper 6-Packs
 932-7801 Series**



Gold Line
 HO Bethgon Coalporter™ Gondola 6-Packs
 932-5301 Series**



Cornerstone Series Kit
 HO Terex Heavy-Duty Mine/Quarry Off-Road Dump Truck
 933-3142 \$24.98

**More roadnumbers and roadnames listed online at walthers.com



From Walthers



**PROTO 2000™
HO Mather Stock Car**

Fall 2007 Delivery


\$29.98 Each

- New Roadnames & Roadnumbers
- Single or Double Deck as Appropriate

- 920-54625 ACY #289 (Double Deck)
- 920-54626 ACY #297 (Double Deck)
- 920-54627 B&O* #110268 (Double Deck)
- 920-54628 B&O* #111057 (Double Deck)
- 920-54629 GN #55072 (Single Deck)
- 920-54630 GN #55128 (Single Deck)
- 920-54631 GSX #4071 (Double Deck)
- 920-54632 GSX #4198 (Double Deck)
- 920-54633 L&N* #88023 (Single Deck)
- 920-54634 L&N* #88095 (Single Deck)
- 920-54635 MSCX #1525 (Single Deck)
- 920-54636 MSCX #2299 (Single Deck)
- 920-54637 NP #80069 (Double Deck)
- 920-54638 NP #80092 (Double Deck)
- 920-54643 B&O* #112122 (Single Deck)
- 920-54644 B&O* #112479 (Single Deck)
- 920-54645 NP #80125 (Single Deck)
- 920-54646 NP #80190 (Single Deck)



920-54634



Round Up New Industry for Your Railroad

Keep livestock moooving from stock pens to processors in these detailed cars. They're great additions to your steam- and classic diesel-era consists.



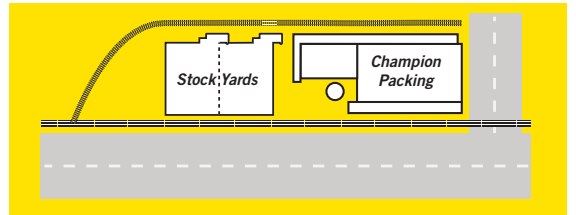
**Walthers Cornerstone Series® Built-ups
HO Wood Water Tank**

933-2813, 2819, 2820 \$29.98



**Walthers Gold Line™
HO General American 40' Meat Reefer**

932-2570 Series**



**Walthers Cornerstone Series Kit
HO Stock Yards**

933-3047 \$24.98



PROTO 2000 HO Mather 40' Box Car

920-30893 Series**



**Walthers Cornerstone Series Built-ups
HO Golden Valley Freight House**

933-2821, 2827, 2828 \$29.98

**Choose from various roadnames listed online at walthers.com





From Walthers

PROTO 2000™

HO ICC Type-21 8,000-Gallon Tank Car

Fall 2007 Delivery

Time-Saver® Kit \$16.98 Each

Ready to Run \$29.98 Each

- Authentic Steam-Era Schemes
- Detailed Underframe with K Brake
- 4 Different Numbers for Each Scheme
- Scale Size Handrails & Grab Irons
- Correct Weight for Optimum Operation
- Correct Trucks
- Metal RP-25 Wheels
- Magnetic Knuckle Couplers
- Assembled or Kit Versions

Time-Saver® Kit

- 920-54350 CHIX #1123
- 920-54351 CHIX #1136
- 920-54352 CTAX #8152
- 920-54353 CTAX #8029
- 920-54354 NOX #8040
- 920-54355 NOX #8017
- 920-54356 PQX #806
- 920-54357 PQX #809
- 920-54358 RPX #2412
- 920-54359 RPX #2395
- 920-54360 STLX #82
- 920-54361 STLX #89
- 920-54362 COSX #2954
- 920-54363 COSX #2951
- 920-54364 Undecorated

Ready to Run

- 920-54400 CHIX #1108
- 920-54401 CHIX #1147
- 920-54402 CTAX #8121
- 920-54403 CTAX #8073
- 920-54404 NOX #8034
- 920-54405 NOX #8015
- 920-54406 PQX #802
- 920-54407 PQX #805
- 920-54408 RPX #2351
- 920-54409 RPX #2488
- 920-54410 STLX #81
- 920-54411 STLX #86
- 920-54412 COSX #2956
- 920-54413 COSX #2957
- 920-54414 Undecorated



920-54350



CHIX



PQX



STLX



CTAX



RPX



COSX



NOX



Bring the Steam Era to Life on Your Layout

From small town to big city, your new tankers can move a wide range of petroleum products across any steam-era layout. Here are some ideas for typical trackside industries that were going strong when these cars entered service.



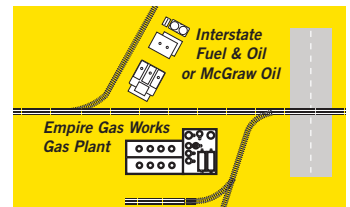
Cornerstone Series Kit
HO Empire Gas Works
933-2905 \$59.98



PROTO 2000
HO 50' Single Door Box Car
920-54276 Series Assembled**;
920-54251 Series Time-Saver Kits**



Gold Line™
HO USRA 46' Steel Gondola
932-7466 Series**



Cornerstone Series Kit
HO McGraw Oil Co.
933-2913
\$34.98



Cornerstone Series® Kit
HO Interstate Fuel & Oil
933-3006 \$44.98

**Choose from various roadnames listed online at walthers.com



From Walthers



PROTO 2000™
**HO AAR 53'6" 50-Ton
 Flat Car with Load**


Winter 2007-08 Delivery
 Ready to Run \$29.98 Each

Fall 2007 Delivery
 Time-Saver® Kits \$16.98 Each



920-54526

- New Roadnames & Roadnumbers
- Realistic Load Included
- 4 Different Numbers for Each Scheme
- Scale Size Grab Irons
- Correct Weight for Optimum Operation
- Correct Trucks
- Metal RP-25 Wheels
- Magnetic Knuckle Couplers
- Assembled or Kit Versions



Ready to Run
 920-54525 ACL* #77105 w/Generators
 920-54526 ACL* #77146 w/Generators
 920-54527 MKT #13711 w/Generators
 920-54528 MKT #13725 w/Generators
 920-54529 EJ&E #6673 w/Generators
 920-54530 EJ&E #6759 w/Generators
 920-54531 N&W #32815 w/Grain Wagon Boxes & Chassis
 920-54532 N&W #32843 w/Grain Wagon Boxes & Chassis
 920-54533 KCS #1099 w/Grain Wagon Boxes & Chassis
 920-54434 KCS #1167 w/Grain Wagon Boxes & Chassis

920-54535 WM* #2614 w/Generators
 920-54536 WM* #2640 w/Generators
 920-54537 Undecorated w/Generators
 920-54538 Undecorated w/Grain Wagon Boxes & Chassis

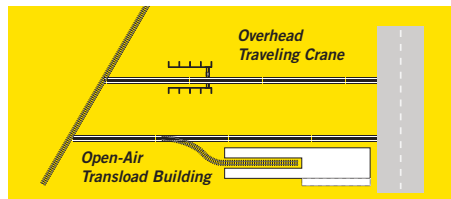
**PREVIOUSLY ANNOUNCED
 Time-Saver® Kits**
 920-54475 ACL* #77000 w/Generators
 920-54476 ACL* #77042 w/Generators
 920-54477 MKT #13701 w/Generators
 920-54478 MKT #13719 w/Generators
 920-54479 EJ&E #6575 w/Generators
 920-54480 EJ&E #6701 w/Generators

920-54481 N&W #32807 w/Grain Wagon Boxes & Chassis
 920-54482 N&W #32826 w/Grain Wagon Boxes & Chassis
 920-54483 KCS #1053 w/Grain Wagon Boxes & Chassis
 920-54484 KCS #1109 w/Grain Wagon Boxes & Chassis
 920-54485 WM* #2605 w/Generators
 920-54486 WM* #2629 w/Generators
 920-54487 Undecorated w/Generators
 920-54488 Undecorated w/Grain Wagon Boxes & Chassis



Open Loads for Exciting Operations

Too awkward for a box car? Too tall for a gondola? When your railroad is called on to move big, heavy loads you'll be ready with these colorful flat cars. There are a huge variety of colorful loads available for easy customizing, along with trackside facilities to make loading/unloading fast and easy.



**Cornerstone Series® Kit
 HO Overhead
 Traveling Crane**
 933-3102 \$14.98



**Cornerstone Series Kit
 HO Open-Air Transload
 Building**
 933-2918 \$39.98

**Cornerstone Series Kit
 HO State Line
 Farm Supply**
 933-2912 \$34.98



**SceneMaster™
 HO American Farm
 Machinery Plow &
 Planter**
 433-1625 \$9.00



**SceneMaster
 HO American Farm
 Machinery Tractors**
 433-1627 \$9.00

PROTO
1000
SERIES™
From Walthers

PROTO 1000™
HO NSC 50'
Newsprint Box Car

Fall 2007 Delivery
Single Cars \$17.98 Each
Limited-Run Two-Packs \$34.98 Each



920-37156



- Ready to Run
- New Roadnames & Roadnumbers
- Magnetic Knuckle Couplers
- Non-Magnetic Blackened-Metal Wheelsets
- Great for Post-60s Layouts

Single Cars
920-37151 CN (yellow door)
920-37152 CN (brown door)
920-37153 CN (modern scheme w/website)
920-37154 CP ("Multimark")
920-37155 CP (No "Multimark")
920-37156 CP (Pine Tree Logo)
920-37157 Duluth, Winnipeg & Pacific (yellow door)
920-37158 Duluth, Winnipeg & Pacific
920-37159 BC Rail (BCOL)
920-37160 Central Vermont
920-37150 Undecorated

Limited-Run Two-Packs
920-237151 CN (yellow door)
920-237152 CN (brown door)
920-237153 CN (modern scheme w/website)
920-237154 CP ("Multimark")
920-237155 CP (No "Multimark")
920-237156 CP (Pine Tree Logo)
920-237157 Duluth, Winnipeg & Pacific (yellow door)
920-237158 Duluth, Winnipeg & Pacific
920-237159 BC Rail (BCOL)
920-237160 Central Vermont



CN (yellow door)



CP (No "Multimark")



BC Rail



CN (brown door)



CP (Pine Tree logo)



Central Vermont




CN (modern scheme)



Duluth, Winnipeg & Pacific (yellow door)



CP ("Multimark")



Duluth, Winnipeg & Pacific

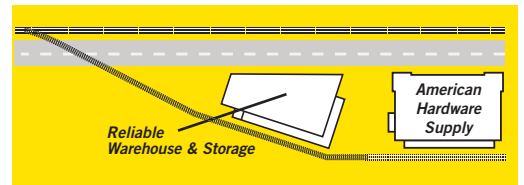


Read All About it!

Perfect for modeling bridge traffic moving from paper mills to printing plants, these colorful cars will be right at home on contemporary layouts.



Cornerstone Series® Kit
HO Open-Air Transload Building
933-2918
\$39.98



Reliable Warehouse & Storage

American Hardware Supply



Cornerstone Series Kit
HO Reliable Warehouse & Storage
933-3014 \$32.98



Cornerstone Series Kit
HO American Hardware Supply
933-3097 \$49.98



Gold Line™ HO Canadian 50' Bulkhead Flat Car
932-40050 Series**



Gold Line HO 50' Gunderson High-Cube Paper-Service Box Car
932-7100 Series**



Gold Line HO 72' Centerbeam Flat Car
932-4100 Series**

**Checkout the selection of roadnames online at walthers.com

Bring Today's Grain Industry to Your Railroad



Cornerstone Series® Kits

- Mix & Match to Model an Entire Operation
- Puts Maximum Detail in Minimum Space
- Completely New Models
- Fits 1970s to Present
- Highly Detailed Plastic Parts
- Adaptable to Many Other Industries
- Complete Instructions

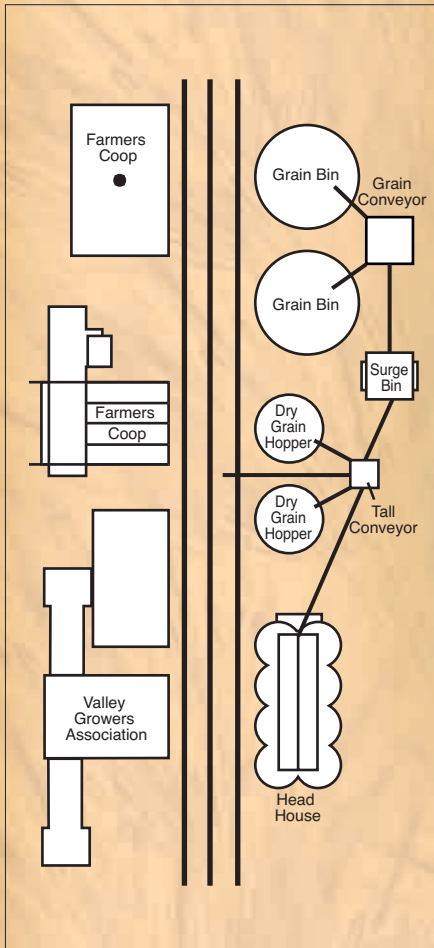
HO Head House

933-2942 \$44.98

Winter 2007-08 Delivery

Prototypes house grain-lifting & distribution augers located at the top of storage silos.

- Easy Upgrade for ADM® Elevator (#933-3022 sold separately)
- Truck Dock w/Overhead Doors
- Safety Railings
- Separate Windows & Doors
- Rooftop Vents



HO Surge Bin

933-2935 \$34.98

Fall 2007 Delivery

Prototype gravity-feeds wet grain into dryer.

- Fine "Corrugated Metal" Details
- "Steel" Supports and Crossbraces
- Use with Grain Dryer (#933-3128, sold separately)
- Safety Cage Ladders



with this Complete Series of All-New Kits

HO Conveyors ("Leg")

933-2936 \$39.98 Fall 2007 Delivery

Prototypes, known as "legs," lift wet and dry grain (a typical operation has two or more, each dedicated to incoming and outbound grain) using an endless bucket conveyor; grain is then gravity-fed to bins through supply piping.

- Must-Have for Modern Operations
- Fits Any Complex
- Adjustable Height
- Conveyor Details
- Motor & Belt Drive Details
- Safety Cage Ladders w/See-Through Platforms
- Authentic Ground-Level U-Trough Augers
- Overhead Piping


HO Wet/Dry Grain Bin

933-2937 \$44.98

Winter 2007-08 Delivery

Prototypes used for either wet or dry grain storage.

- Fine "Corrugated Metal" Details
- "Steel" Supports and Crossbraces
- Safety Cage Ladders
- One-Piece Roof



HO Detail Kits (Photo-Etched Brass)

- Near-Scale Thickness for Ultimate Realism
- Easily Assembled, Painted & Installed

HO Conveyor Bridge & Support Tower

933-2940 \$29.98

Winter 2007-08 Delivery

Prototypes connect storage bins and provide access to trough auger conveyors used in place of overhead pipes.

- Build One Tall or Two Short Towers
- Use with Wet/Dry Grain Bin
- Fine Handrails & Trusses
- See-Through Walkways



HO Platforms & Stairways

933-2939 \$19.98

Winter 2007-08 Delivery

- Super Details for Conveyor & Grain Bin
- Near-Scale Railings & Platforms
- Fine Handrails & Trusses
- Open Stairways



HO Caged Ladders & Safety Cages

933-2956 \$19.98

Winter 2007-08 Delivery

- Thin Cross Section
- Build With or Without Security Gates
- Easily Cut to Fit
- Used on Many Modern Buildings

HO Support Trusses for Guywires & Piping

933-2955 \$19.98

Winter 2007-08 Delivery

Prototypes support overhead pipes and prevent them from bending under load.

- Quick & Easy to Assemble
- Mix & Match Parts for Authentic Detail
- Fits Overhead Piping in #933-2936 (sold separately)





New Locos and Cars to Serve Your

Locomotives

Grain Belt Roadnames



Different Roadname Shown

PROTO 2000™
HO GP7/9

Winter 2007 Delivery

\$224.98 with Sound & DCC \$124.98 Standard DC

- Prototype-Specific Detailing
- Machined Brass Flywheels
- Heavy Diecast Chassis
- Magnetic Knuckle Couplers
- Constant & Directional Headlights
- Five-Pole Skew-Wound Motor
- All-Wheel Drive & Electrical Pickup
- RP-25 Wheels
- Available With or Without Factory-Installed Sound & DCC

Sound and DCC-equipped models can be operated on either DC or DCC layouts, and feature authentic EMD 567 prime mover recordings that include exhaust, road-specific horn tone to match prototype, improved throttle notching and transition sounds for change in traction motor electrical connection during acceleration, bell, squealing brakes, doppler effect, air let off and much more.



Iowa Interstate

- 920-40850 GP9 Phase II #309 with Sound & DCC
- 920-40851 GP7 Phase II #325 with Sound & DCC
- 920-47850 GP9 Phase II #309 Standard DC
- 920-47851 GP7 Phase II #325 Standard DC

Algoma Central

- 920-40852 GP7 Phase I #158 with Sound & DCC
- 920-40853 GP7 Phase I #161 with Sound & DCC
- 920-47852 GP7 Phase I #152 Standard DC
- 920-47853 GP7 Phase I #153 Standard DC

Chicago & North Western†

- 920-40854 GP9 Phase III #1748 with Sound & DCC
- 920-40855 GP9 Phase III #1756 with Sound & DCC
- 920-47854 GP7 Phase II #1568 Standard DC
- 920-47855 GP7 Phase II #1569 Standard DC

Soo Line

- 920-40856 GP9 Phase I #2551 with Sound & DCC
- 920-40857 GP9 Phase I #2554 with Sound & DCC
- 920-47856 GP9 Phase I #2407 Standard DC
- 920-47857 GP9 Phase I #2409 Standard DC

Toledo, Peoria & Western

- 920-40858 GP7 Phase I #102 with Sound & DCC
- 920-40859 GP7 Phase I #103 with Sound & DCC
- 920-47858 GP7 Phase I #102 Standard DC
- 920-47859 GP7 Phase I #103 Standard DC

Ohio Central

- 920-40860 GP9 Phase II #91 with Sound & DCC
- 920-40861 GP7 Phase I #1501 with Sound & DCC
- 920-47860 GP9 Phase II #91 Standard DC
- 920-47861 GP7 Phase I #1501 Standard DC

North Central Texas

- 920-40862 GP7 Phase II #612 with Sound & DCC
- 920-47862 GP7 Phase II #613 Standard DC
- 920-47863 GP7 Phase II #614 Standard DC

Dakota, Minnesota & Eastern

- 920-40864 GP9 Phase III #1463 with Sound & DCC
- 920-40865 GP9 Phase III #1471 with Sound & DCC
- 920-47864 GP9 Phase III #1483 Standard DC
- 920-47865 GP9 Phase III #1484 Standard DC

Cedar Rapids & Iowa City

- 920-40866 GP9 Phase III #101 with Sound & DCC
- 920-47866 GP9 Phase III #102 Standard DC

Undecorated

GP7

- 920-40870 Phase I with Sound & DCC
- 920-47870 Phase I Standard DC

GP9

- 920-40871 Phase II with Sound & DCC
- 920-47871 Phase II Standard DC

Freight Cars

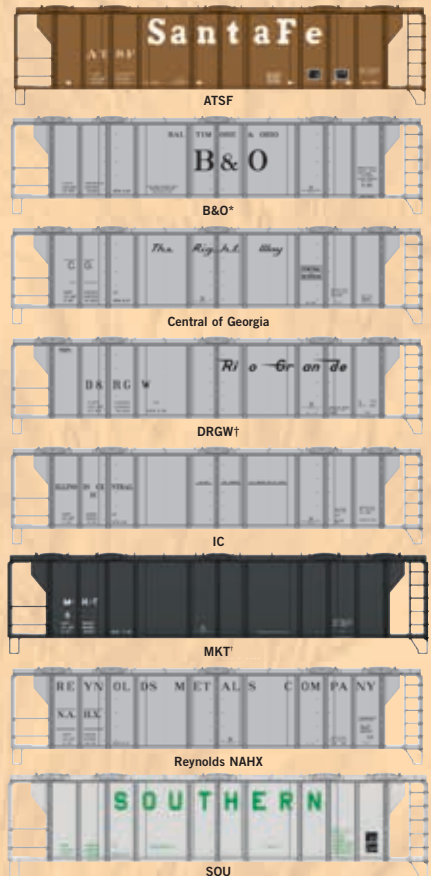


Gold Line™

HO PS-2 2893 Cubic Foot 3-Bay Covered Hopper

Assembled • Summer 2007 Delivery

- New Schemes & Numbers
- 3 Different Numbers for Each Road
- Moved Grain from the 1950s-90s
- Great for Diesel-Era Railroads
- Detailed Plastic Body
- Add-on Wire Grab Irons
- Knuckle Couplers
- RP-25 Metal Wheels



Single Cars \$22.98 Each

- 932-7965 ATSF
- 932-7966 B&O*
- 932-7967 Central of Georgia
- 932-7968 DRGW†
- 932-7969 IC
- 932-7970 MKT†
- 932-7971 Reynolds NAHX
- 932-7972 SOU

Limited-Run 2-Packs \$41.98 Each

- 932-27965 ATSF
- 932-27966 B&O*
- 932-27967 Central of Georgia
- 932-27968 DRGW†
- 932-27969 IC
- 932-27970 MKT†
- 932-27971 Reynolds NAHX
- 932-27972 SOU

Grain Industry



PROTO 2000™ HO PS2-CD 4427 High Side Covered Hopper

Assembled • Fall 2007 Delivery

- New Schemes
- Knuckle Couplers
- Now with 3 Different Numbers
- RP-25 Metal Wheels
- Detailed Plastic Body



MILW



Continental Grain



Cooperative Marketing



CNW



Cargill



Peavey (TLDX)



MKT

Single Cars \$29.98 Each

- 920-54675 MILW
- 920-54676 Continental Grain
- 920-54677 Cooperative Marketing
- 920-54678 CNW
- 920-54679 Cargill
- 920-54680 Peavey (TLDX)
- 920-54682 MKT
- 920-54683 Undecorated

Limited-Run 2-Packs \$59.98 Each

- 920-254675 MILW
- 920-254676 Continental Grain
- 920-254677 Cooperative Marketing
- 920-254678 CNW
- 920-254679 Cargill
- 920-254680 Peavey (TLDX)
- 920-254682 MKT

Additional Walthers Grain Industry Kits

HO Big Grain Storage Bin

933-3123 \$14.98 Fall 2007 Delivery

- Authentic Design
- Realistic "Corrugated Metal" Sections
- Build to Any Height
- One-Piece Roof & Base
- Separate Roof Vents

HO Grain Conveyor ("Leg")

933-3124 \$14.98 In Stock

- Smaller Height - Perfect for "Wet Leg"
- Fits Any Complex
- Conveyor Details
- Safety Cage Ladders

HO Grain Dryer

933-3128 \$9.98 In Stock

- Must-Have for Modern Grain Operations
- Based on Contemporary Continuous Flow Dryers
- Fits Under Surge Bin (#933-2935, sold separately)
- Detailed Plastic Parts
- Easy to Assemble

HO Farmers Cooperative Rural Grain Elevator

933-3036 \$27.98 In Stock

- Fits 1800s - Present
- Main Elevator
- Separate Storage Building
- Scale House
- "Wood" Construction
- Separate Doors & Windows
- Colorful Decal Signs

HO Valley Growers Association Steel Grain Elevator

933-3096 \$36.98 In Stock

- Simulated Metal Siding
- Clapboard Office
- "Wooden" Grain Storage Bin
- Positionable Sliding Doors
- Trackside Loading Pipe
- Realistic Decals

HO ADM® Grain Elevator (Concrete)

933-3022 \$32.98 In Stock

- Includes Elevator & 8 Silos
- Full-Color ADM Logos
- Billboard Sign Decals
- Update w/Head House #933-2942 (Sold Separately)

ADM® and the ADM logo are registered trademarks of Archer Daniels Midland, used with permission.

HO Sunrise Feed Mill

933-3061 24.98

- Authentic "Wooden" Drop Siding
- Large Dust Collector
- Rail & Truck Docks
- Colorful Decals



Grain Dryer 933-3128



ADM® Grain Elevator (Concrete) 933-3022



Big Grain Storage Bin 933-3123



Grain Conveyor ("Leg") 933-3124



Sunrise Feed Mill 933-3061



Valley Growers Association Steel Grain Elevator 933-3096



Farmers Cooperative Rural Grain Elevator 933-3036



Built-ups

Cornerstone Series Built-ups

HO Working Acorn-Style Street Lamps


Fall 2007 Delivery

Single Arm Style \$14.98 Each

Double Arm Style \$17.98 Each

- Fully Assembled
- Durable Metal & Plastic Construction
- Unique Plug & Socket Mount
- Pre-Wired For Quick Hookup
- Easily Added to New or Existing Scenes
- Great Detail for Period Scenes
- Optional Manhole Cover to Hide Socket

933-2313 Single Arm Style
933-2315 Double Arm Style



933-2313



933-2315



Great Detail Day or Night

Bring any street scene to life with these assembled lamps which fit all popular modeling periods.



Cornerstone Series Built-ups
Working Street Lamps
HO Bishop's Crook Lamp
933-1090 \$9.98



Cornerstone Series Built-ups
Working Street Lamps
HO Cast Iron Column Lamps
933-1091 pkg(2) \$9.98



Cornerstone Series Built-ups
Working Street Lamps
HO Double-Arm Style
(Boulevard) Lamp
933-1080 \$9.98



Cornerstone Series Built-ups
Working Street Lamps
HO Small Street Lamps
933-1082 \$9.98



Cornerstone Series Built-ups
Working Street Lamps
HO Single-Arm Style Lamp
933-1081 \$9.98



Cornerstone Series Built-ups
Working Street Lamps
HO Double-Arm Lamp
933-1095 \$9.98



Cornerstone Series Built-ups
Working Street Lamps
HO Station Platform Lamps
933-1093 pkg(2) \$9.98



Cornerstone Series
Built-ups Working Street
Lamps
HO Modern Street Lamp
933-1096 \$9.98



Cornerstone Series Built-ups
Working Street Lamps
HO Concrete Column Lamps
933-1092 pkg(2) \$9.98



Cornerstone Series Built-ups
Working Street Lamps
HO Single Arm Lamp
933-1097 \$9.98



Built-ups



Cornerstone Series Built-ups **HO Imperial Foods**

933-2852 \$44.98

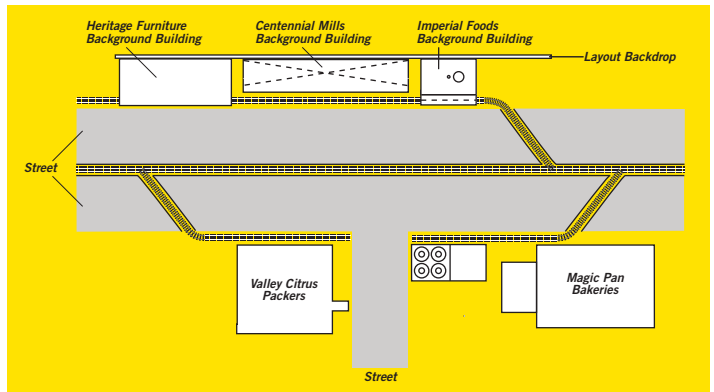
Winter 2007-08 Delivery

- Hand Weathered
- Separate Details for Easy Customizing
- Fully Assembled
- Fits Steam- or Diesel-Eras
- Perfect for any Industrial Area
- Detailed Brickwork
- Front & Side Loading Docks



Put Your Railroad to Work with New Industry

It's easy to add more operating fun to your railroad when you serve different types of industries like these.



Cornerstone Series Kit
HO Magic Pan Bakeries
933-2915 \$54.98



Cornerstone Series Kit
HO Valley Citrus Packers
933-2926 \$39.98



Cornerstone Series Kit
HO Heritage Furniture Background Building
933-3164 \$29.98



Classic Kits™
**HO Fruit Growers Express
50' Insulated Box Cars**
932-4771 Series**



HO 16,000-Gallon Funnel-Flow Tank Cars
932-7200 Series**



Cornerstone Series Kit
HO Street Track Inserts
933-3140 \$19.98

**Check out the list of roadnames on-line at walthers.com



Built-ups

Cornerstone Series Built-ups

HO Post-60s Cantilever Crossing Signal

Fall 2007 Delivery

933-2314 \$24.98

- Authentic American Style
- Perfect for Post-60s Layouts
- Use with Crossing Signal Controller #933-2307 (sold separately)
- Easy Installation



Cornerstone Series Kit

HO Inter-Track Fencing

Winter 2007-08 Delivery

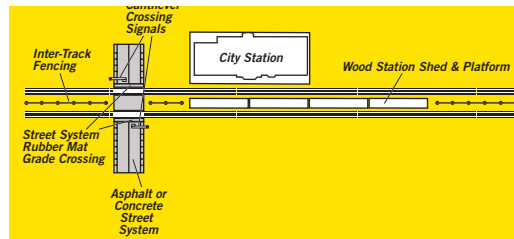
933-2952 \$24.98

- Photo-Etched Brass Parts
- Near Scale Thickness
- Includes Fencing, Gates & Brackets
- Build w/Gates Open or Closed
- Great Detail for City Station Scenes



Details Transform Trackside Scenes

Taking your railroad to a new level of realism is easy with the right details — here are some ideas that can be used on almost any layout!



Cornerstone Series Kit
HO Street System Rubber
Mat Grade Crossing
933-3137 \$6.98



Cornerstone Series Kit HO City Station
933-2904 \$44.98



Cornerstone Series Kit
HO Asphalt Street System
933-3194 \$12.98



Cornerstone Series Kit
HO Concrete Street System
933-3138 \$12.98



Cornerstone Series Kit
HO Wood Station Shed & Platform
933-3188 \$24.98





Cornerstone Series Kit
**HO Railroad YMCA
 Bunkhouse**

Winter 2007-08 Delivery

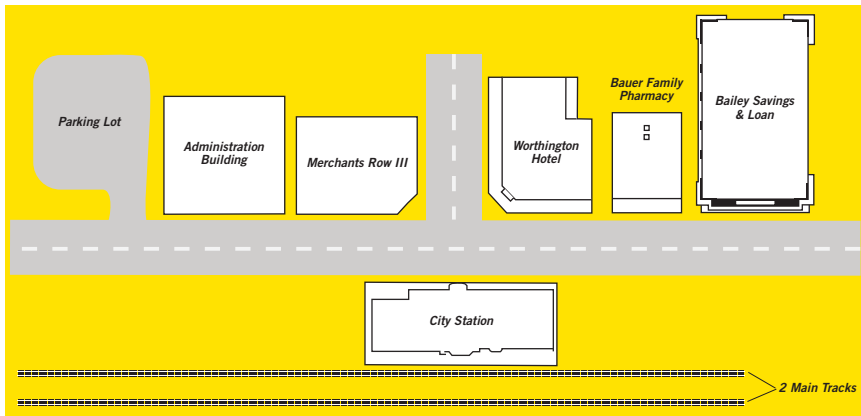
933-2951 \$44.98

- All-New Kit
- Neat Addition to Downtown City Scenes
- American Prototype
- Fits early 1900s to Present
- Detailed Brickwork
- "Stone" Trim
- Use as Bank, Police Station or City Hall too!
- Decal Signs



Put New Life in Your Downtown

These kits are a great way to turn empty lots into detailed scenes in your cities and towns.



Cornerstone Series Kit
 HO Worthington Hotel
 933-3609 \$59.98



Cornerstone Series Kit
 HO City Station
 933-2904 \$44.98



Cornerstone Series Kit
 HO Merchant's Row III
 933-3064 \$19.98



Cornerstone Series Kit
 HO Bailey Savings & Loan
 933-3031 \$29.98



Cornerstone Series Kit
 HO Bauer Family Pharmacy
 933-3618 \$29.98



Cornerstone Series Kit
 HO Brick Street System
 933-3139 \$12.98



Trainline®

HO Built-ups

- Perfect Add-on for Any HO Train Set
- Fully Assembled
- Highly Detailed Plastic Parts
- Factory Decorated
- Realistic Window Signs & Banners



931-807

10th World Comics

Winter 2007-08 Delivery

931-807 \$21.98

Katie's Candy Creations

Winter 2007-08 Delivery

931-808 \$24.98

Batman Vacations & Travel

Fall 2007 Delivery

931-809 \$29.98



931-809



931-808



Accessories Add to Your Fun

Here are some great products to start a new modeler on the right track, or finish a layout or diorama scene in a matter of minutes.



Trainline® Built-ups
HO United Trucking
931-804 \$22.98



Trainline
HO Bridge & Trestle Set – Kit
\$12.98



Trainline Built-ups
HO Wallschlagler Motors
931-805 \$24.98



Trainline
HO GP9 Diesel
931-100 Series**



Trainline Built-ups
HO Gemini Building
931-805 \$24.98



Trainline
HO Electrical Pole Set
\$6.98



Trainline
HO FA-1 Diesel
931-200 Series**

** Check out the list of roadnames on-line at walthers.com

WALTHERS



Trainline®
HO Wayfreight Train Set

Fall 2007 Delivery

\$119.98 Each

931-840

- PROTO 1000 F3 Diesel with Working Headlight
- Knuckle Couplers on All Cars
- Flat Car with Removable Grader
- Log Car with Removable Logs
- Bay Window Caboose Matches Loco
- Solid State MRC™ Power Pack
- 3 SceneMaster™ Vehicles
- 36 x 54" 91.4 x 137.1cm Oval of Nickel Silver Track
- Compatible with Thousands of HO Scale Products

With Atlas® Track

- 931-850 Santa Fe
- 931-851 Chicago & North Western¹
- 931-852 Pennsylvania
- 931-853 Union Pacific¹
- 931-854 Baltimore & Ohio*
- 931-855 Canadian National

With Bachmann® EZ-Track®

- 931-840 Santa Fe
- 931-841 Chicago & North Western¹
- 931-842 Pennsylvania
- 931-843 Union Pacific¹
- 931-844 Baltimore & Ohio*
- 931-845 Canadian National

¹Union Pacific licensed product.

*CSX proprietary marks used by permission of CSX Transportation, Inc.



Add More Fun to Any Starter Set

Perfect for the new modeler, these easy-to-use accessories are designed to complement HO train sets and are built tough for years of fun.



*Trainline
HO GP9 Diesel
931-100 Series***



*Trainline
HO FA-1 Diesel
931-200 Series***



*Trainline Kit
HO Bridge & Trestle Set
931-802 \$12.98*



*Trainline
HO Electrical Pole Set
931-803 \$6.98*



*Trainline Built-ups
HO Gemini Building
931-806 \$24.98*



*Trainline Built-ups
HO United Trucking
931-804 \$22.98*



*Trainline Built-ups
HO Wallschlagers
Motors
931-805 \$24.98*

** Check out the list of roadnames on-line at walthers.com



Bring the Legendary *Hiawatha* to



- 10 Authentic Milwaukee Road Cars
- Upgraded PROTO 2000™ E7A Diesels
- Completely New HO Scale Models
- Based on 1955 Twin Cities Hiawatha Consist
- Correct 8' Wheelbase Nystrom Trucks
- 6-Wheel GSC Trucks on Super Dome
- Produced Especially for Walthers 75th Anniversary
- First Car Arrives November 2007

PROTO 2000 E7 A-A Diesels August 2008*

Sound & DCC

A-A Set \$369.98 Each Matching A Units \$189.98 Each
 920-40950 #1 920-40951 #2 920-40952 #1 920-40953 #2

Standard DC

A-A Set \$269.98 Each Matching A Units \$139.98 Each
 920-47950 #1 920-47951 #2 920-47952 #1 920-47953 #2



PROTO 2000 EMD E7 Diesel — August 2008



Coach #535 Series — 932-9208 \$44.98 February 2008



Choose A-A Sets or Single A Units — Complete list shown above



Pullman Super Dome #50-59 — 932-9207 \$49.98 August 2008



Railway Post Office #2152-2153 — 932-9201 \$44.98 March 2008



26-Seat Tap Lounge #172-173 — 932-9204 \$44.98 June 2008



Express Car w/Conductor's Window #1330-1336 — 932-9202 \$44.98 January 2008



48-Seat Diner #121-126 — 932-9203 \$44.98 May 2008



Express Car - Version 2 #1317-1329 — 932-9209 \$44.98 April 2008



30-Seat Parlor Car "...Valley" Series #190-197 — 932-9205 \$44.98 December 2007



52-Seat Coach #498 Series — 932-9200 \$44.98 November 2007



Skytop Lounge "...Rapids" Series #186-189 — 932-9206 \$49.98 July 2008

Delivery dates shown were accurate at press time; for updated information, see walthers.com. Sketches are for illustration only; details of actual models may vary.

Your Layout – Make Your Reservations Today!

All-New Structures to Complement your *Hiawatha* Collection



- Designed Especially for the New Hiawatha
- Illustrated Instructions
- Detailed Plastic Parts
- Use on any Layout
- Easy to Build

Limited-Run Milwaukee-Style Station & Train Shed Kit

933-2943 \$249.98

November Delivery

- Two Complete Kits
- Sized to Fit Most Layouts
- Used from 1887 to 1965
- Inspired by Milwaukee's Everett Street Station

Train Shed Only Kit

933-2949 \$99.98

December Delivery

- Classic American Design
- Used at Many Big City Stations
- Easily Combine Kits for Larger Facility

Freight Office Kit

933-2953 \$31.98

March 2008 Delivery

- Perfect Office for Large Industries
- Authentic Signs

Freight House Kit

933-2954 \$29.98

March 2008 Delivery

- Easily Expanded
- Similar Structures in Many Cities

Freight House & Freight Office Combo Kit

933-2950 \$49.98

March 2008 Delivery

- #2953 & 2954 in One Complete Kit

Gateman's Tower Kit

933-2944 \$32.98

October Delivery

- Includes Shed & Toolbox
- Authentic Eight-Sided Design
- Compact Size, Perfect for City Scenes
- Similar Buildings Used by Many Railroads

Built-Up Yard Office

933-2830 \$29.98

In Stock

- Milwaukee Prototype
- Great for any Layout
- Packed with Realistic Detail
- Perfect Location for Small Businesses

Built-Up Walthers Water Street Building

933-2814 \$39.98

September Delivery

- Walthers "Home" from 1958-69
- Authentic Details
- Fits any Business District
- Colorful Signs



NEW Limited-Run Milwaukee-Style Station & Train Shed Kit
933-2943
\$249.98



Built-Up Yard Office
933-2830 \$29.98



NEW Freight House Kit
933-2954 \$29.98

NEW Freight House & Freight Office Combo Kit (Not pictured)
933-2950 \$49.98



NEW Freight Office Kit
933-2953 \$31.98



NEW Train Shed Only Kit
933-2949 \$99.98



NEW Gateman's Tower Kit
933-2944 \$32.98



Built-Up Walthers Water Street Building
933-2814 \$39.98



Photos show preproduction models, details and colors may vary.

WALTHERS

Ask your Dealer for a copy of the Hiawatha brochure with complete information!



PROTO N Heritage
N USRA 0-8-0
 Winter 2007-08 Delivery
\$174.98 Each



920-90012 (Painted, Unlettered version from first release)

- New Roadnames
- All Drivers Geared
- Traction Tires for Superior Pulling Power
- All-Wheel Electrical Pickup on Loco & Tender
- DCC Ready – Socket in Tender
- Accumate® Knuckle Couplers

- Flywheel Equipped for Smooth Operation
- Constant Intensity & Directional Headlights
- RP-25 Contour Wheels Allow Operation on All Brands of Code 55 or Larger Rail
- Heavy Diecast, Split-Frame Chassis
- Five-Pole Skew-Wound Motor

- 920-90013 C&O* #361
- 920-90014 C&O* #362
- 920-90015 B&M #620
- 920-90016 B&M #624
- 920-90017 MP# #9602
- 920-90018 MP# #9605
- 920-90019 NH #3401
- 920-90020 NH #3404
- 920-90021 IHB #313
- 920-90022 IHB #317
- 920-90023 L&N* #2118
- 920-90024 L&N* #2123
- 920-90025 Painted, Unlettered w/Ladder Front Steps



Steam-Era Modeling Made Simple


Re-create the grit and grime of the steam era on your railroad with these buildings and accessories to complement your new 0-8-0.



PROTO N Alco DL-109
 920-7701 Series**



N GSC 54' Flat Car
 932-8207 Series



N 45' Logging Flat Car
 932-8857 Series**

Accumate® couplers are made under license from Accurail, Inc.

**Check out the selection of roadnames online at walthers.com



Cornerstone Series Built-ups
 N Steel Water Tank
 933-2601 \$29.98



Cornerstone Series® Built-ups
 N Trackside Structures Set
 933-2600 & 2603 \$29.98



Cornerstone Series Built-ups
 N 130' Modern Turntable
 933-2613 \$299.98



Cornerstone Series Kit
 N Modern Roundhouse
 933-3260 \$59.98



Cornerstone Series Kit
 N Yard Office & Shed
 933-3822 \$44.98



PROTO N Heritage USRA 0-8-0
 920-90000 Series**



From Walthers



932-75130

PROTO N™

N Alco RS-2

Winter 2007-08 Delivery

\$99.98 Each

- All-New Model
- DCC-Friendly Mechanism w/Clip-Fit Circuit Board
- All Wheel Drive & Electrical Pickup
- Accumate® Knuckle Couplers
- Dual Machined Brass Flywheels
- Constant Intensity & Directional Headlights
- RP-25 Wheels — Operates on Code 55 or Larger Rail
- Heavy Diecast, Split-Frame Chassis
- Five-Pole Skew-Wound Motor



920-75121 Boston & Maine #1501
920-75122 Boston & Maine #1504



920-75129 New Haven #0509
920-75130 New Haven #0513



920-75137 Missouri Pacific #956
920-75138 Missouri Pacific #958



920-75123 Delaware & Hudson #4005
920-75124 Delaware & Hudson #4018



920-75131 Erie-Lackawanna #909
920-75132 Erie-Lackawanna #911



920-75139 Canadian Pacific #8403
920-75140 Canadian Pacific #8407



920-75125 Lehigh & New England #652
920-75126 Lehigh & New England #655



920-75133 Rock Island #450
920-75134 Rock Island #452



920-75127 Monon #25
920-75128 Monon #28



920-75135 Western Maryland* #182
920-75136 Western Maryland* #183



Easy Details for Transition-Era Modeling

Capturing the look and feel of the steam-to-diesel transition years is easy with these structures and accessories.



Cornerstone® Series Kit
N Double-Track Truss Bridge
933-3242 \$24.98



Cornerstone Series Kit
N State Line Farm Supply
933-3808 \$29.98



Cornerstone Series Built-ups
N Golden Valley Depot
933-2607, 2608 & 2609 \$29.98



Cornerstone Series Built-ups
N Sunrise Feed Mill
933-2615 \$39.98



Cornerstone Series Built-ups
N Trackside Structures Set
933-2600, 2603 & 2604 \$29.98



PROTO N
EMD SW8
920-7000
Series**



N GSC 54'
Flat Car
932-8207 Series**



N Difco® Dump
Car
932-8600 Series**

Accumate® couplers are made under license from Accurail, Inc.
**Check out the selection of roadnames online at walthers.com



PROTO N™
N EMD GP18

Winter 2007-08 Delivery

\$89.98 Each

- All Wheel Drive & Electrical Pickup
- Accumate® Knuckle Couplers
- Dual Machined Brass Flywheels
- Constant Intensity & Directional Headlights
- RP-25 Wheels — Operates on Code 55 or Larger Rail
- Heavy Diecast, Split-Frame Chassis
- Five-Pole Skew-Wound Motor
- New Roadnames
- Upgraded Tooling
- Revised DCC-Friendly Mechanism w/Clip-Fit Circuit Board
- High Short Hood
- With or Without Dynamic Brakes as Appropriate



Different Roadname Shown



920-75216 B&M #1 (blue, black)
 920-75217 B&M #2 (blue, black)



920-75218 BN #1 (Cascade Green)
 920-75219 BN #2 (Cascade Green)



920-75220 CNW #1 (yellow, green)
 920-75221 CNW #2 (yellow, green)



920-75222 LV #1 (Cornell Red)
 920-75223 LV #2 (Cornell Red)



920-75224 GTW #1 (olive, yellow)
 920-75225 GTW #2 (olive, yellow)



920-75226 CofG #1 (black, aluminum)
 920-75227 CofG #2 (black, aluminum)

920-75228 Undecorated



More Action in Small Spaces

Small towns are an easy way to add more operation and detail to any layout — without eating up lots of space!



Cornerstone Series® Built-ups
N Trackside Structures Set
 933-2600, 2603 & 2604 \$29.98



Cornerstone Series Built-ups
N Golden Valley Depot
 933-2607, 2608 & 2609 \$29.98



Cornerstone Series Built-ups
N Sunrise Feed Mill
 933-2615 \$39.98



Cornerstone Series Kit
N Double-Track Truss Bridge
 933-3242 \$24.98



PROTO N EMD SW8
 920-7000 Series**



Classic Kits™
N General Steel Castings GSC 54' Flat Car
 932-8207 Series**



Cornerstone Series Kit
N State Line Farm Supply
 933-3808 \$29.98



PROTO N Alco PA-PB
 920-7547 Series**



N Difco® Dump Car
 932-8600 Series**

Accumate® couplers are made under license from Accurail, Inc.
 **Check out the selection of roadnames listed online at walthers.com



Walthers Passenger Cars
**N Pullman-Standard
 72' Baggage Car**

Winter 2007-08 Delivery

\$34.98 Each

- All-New Model
- Fully Assembled
- With or Without Skirts as Appropriate
- Car Name & Number Decals
- Accumate® Knuckle Couplers
- Plastic Storage Box
- Drop-In Lighting Kit (#933-1099, Available Separately)



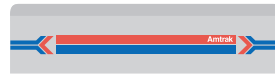
932-55091 GN (Empire Builder)



932-55092 ATSF



932-55093 CNW (Early Scheme)



932-55094 Amtrak® Phase I



932-55095 SP¹



932-55096 NP



932-55097 PRR (Late Scheme)



932-55098 DRGW (Four-Stripe Scheme)



932-55099 C&O*



932-55100 Rock Island



932-55101 UP¹



932-55102 NYC* (Two-Tone Gray)

932-55090 Undecorated



Great Ideas for Modeling Passenger Service

From flashy streamliners to late-night mail runs, railroads needed all kinds of specialized structures and equipment to move passengers, mail, express and more, which can be modeled with these accessories.



PROTO N
 Alco DL-109
 920-7757 Series**



PROTO N
 EMD E8/B
 920-7839 Series**



Cornerstone Series® Kit
 N Santa Fe-Style Depot w/Freight House
 933-3805 \$49.98



Cornerstone Series Built-Ups
 N Golden Valley Depot
 933-2607, 2608 & 2609 \$29.98 Each

Accumate® couplers are made under license from Accurail, Inc.

**Check out the colorful schemes listed online at walthers.com



Walthers Passenger Cars
N Pullman-Standard Streamlined 10-6 Sleeper

Winter 2007-08 Delivery

\$34.98 Each

- New Roadnames
- Fully Assembled
- With or Without Skirts as Appropriate
- Car Name & Number Decals
- Accumate® Knuckle Couplers
- Plastic Storage Box
- Drop-In Lighting Kit Available Separately



Different Roadname Shown



932-55043 SOU



932-55046 ACL*



932-55044 PRR



932-55047 CN



932-55045 L&N*



Streamlined Luxury for Your Layout

Bring back the exciting days of travel by train with the new 10-6 Sleepers, as well as stations and new motive power to serve passengers on your railroad.



**PROTO N
EMD E8/9**
920-7839 Series**



**N P-S 10-6
Sleepers**
932-55030 Series**



**N Streamlined Car
Interior Lighting Kit**
933-1099 \$10.98



**Cornerstone Series® Kit
N Union Station**
933-3257 \$49.98



**Cornerstone Series Kit
N Butterfly-Style Station Platforms**
933-3258 \$19.98

Accumate® couplers are made under license from Accurail, Inc.

**Check out the colorful schemes listed online at walthers.com

WALTHERS



Cornerstone Series Kit
N Cinder Conveyor

Fall 2007 Delivery
 933-3816 \$19.98

- Must-Have for Any Steam Loco Servicing Facility
- North American Prototype Used by Many Roads
- Detailed Tower, Machinery Shed & Pit
- Positionable Bucket & Dump Chute
- Decal Signs Included

Cornerstone Series Kit
N Sanding Tower & Drying House

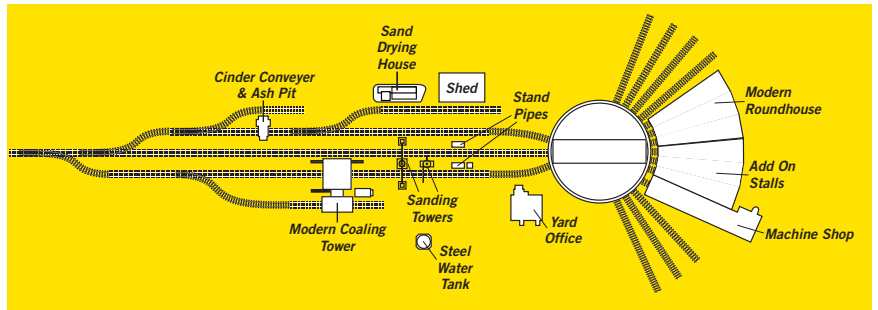
Winter 2007-08 Delivery
 933-3813 \$29.98

- Brick Drying House
- Realistic Piping
- Detailed "Wooden" Storage Bin
- Early & Late Style Towers Included
- Decal Signs Included



Display Your Roster at Servicing Facilities

Engine terminals can be some of the most exciting places on a layout, and make a great showcase for your favorite motive power.



Cornerstone Series Kit
N Modern Roundhouse
 933-3260 \$59.98

Cornerstone Series Kit
N Modern Roundhouse Add-On Stalls
 933-3261 \$49.98



Cornerstone Series Kit
N Machine Shop
 933-3264 \$44.98



Cornerstone Series Built-ups
N Steel Water Tank
 933-2601 \$29.98



Cornerstone Series Built-ups
N Modern 130' Turntable
 933-2613 \$299.98



Cornerstone Series Kit
N Modern Coaling Tower
 933-3262 \$39.98



Cornerstone Series Kit
N Pella Depot

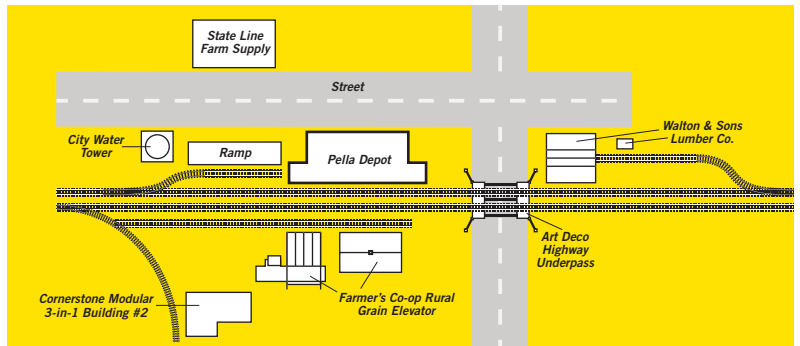
Fall 2007 Delivery
933-3818 \$34.98

- Unique Brick Design
- Stained Glass Transom Decals
- Authentic Design & Detail
- Bell Roof
- Great for Steam- & Diesel-Eras
- Rock Island Prototype
- Perfect Station for Any Small Town



Starting Point for City Scenes

Your new depot can be the gateway to a small town or city, and modeling the entire scene will be easy with these kits and accessories.



Cornerstone Series Kit
N Art Deco Highway Underpass
933-3800 \$24.98



N Difco® Dump Cars
932-8600 Series**

Cornerstone Series Kit
N State Line Farm Supply
933-3808 \$29.98



Cornerstone Series Kit
N Farmer's Co-Op Rural Grain Elevator
933-3238 \$29.98



Cornerstone Series Kit
N City Water Tower
933-3815 \$24.98



N GSC 54' Flat Cars
932-8207 Series**



Cornerstone Modulators™
N 3-in-1 Building Kit #2
933-3297 \$39.98

**See all the available roadnames online at walthers.com



MORE Limited-Run Kits to Complete Your Collection!

- Complete Re-Issues of Original Structures
- Production Strictly Limited to Number Pre-Ordered
- HO & N Scale Models
- Visit walthers.com for Upcoming Releases in 2007-08
- Reserve NOW!



HO Vulcan Manufacturing
933-3045 \$34.98

Here are the latest kits — reserve yours by September 15, 2007!

Here's your chance to complete your collection of retired (and sometimes hard to find) Walthers Cornerstone Series kits!

Over the next few months, we're re-running some of the most requested structures and accessories produced in past years in both HO and N Scales.

But don't delay — production of each release is strictly limited to the number of kits ordered in advance.

Each month we'll announce new selections at walthers.com, along with order deadlines and other details.



HO George Roberts Printing
933-3046 \$41.98



N George Roberts Printing
933-3231 \$34.98



WALTHERS