

WALTHERS

2007-08 Buyer's Guide #1

**Over 100
New Items
Inside!**



Loaded with New Releases & Modeling Tips!

Welcome to the first 2007-08 New Product Buyer's Guide!

From the *Signal and Control Manual for Miniature Trains*, our very first product released in 1932, to the New Product book you're holding now, Walthers has helped generations of model railroaders turn dreams into reality. A lot has changed in 75 years, but our commitment to providing you with everything you need is stronger than ever.

As a result, we've been hard at work to create a great line-up of new items for HO and N Scales, and this special catalog provides a "sneak preview" of just some of the many exciting new items from Walthers and Life-Like that we have planned this year.



But new releases are only part of what's inside! You'll also find select cars, structures and other accessories that can be used with each new release to add more action and enjoyment to your railroad. Best of all, these are in stock items, or products that will be available by September 2007, so you can plan your projects right away! Be sure to look for the special arrow logo on each page that showcases this new feature.

And, be sure to watch your mailbox! In the months ahead, we'll be sharing details on our newest HO Scale passenger train, a special series of new Cornerstone Series® kits and many more great modeling ideas!

CONTENTS

HO Scale

PROTO 2000™ Locos	3
PROTO 1000™ Loco	6
Walthers Passenger Cars	7
Walthers Platinum Line™ Caboose	13
Walthers Gold Line™ Freight Cars	14
PROTO 2000 Freight Cars	21
PROTO 1000 Freight Cars	24
Walthers Cornerstone Series® Structures	27
Life-Like SceneMaster™	30

N Scale

PROTO 2000™ Heritage Steam Locos	31
PROTO N™ Locos	33
Walthers Passenger Car	35
Walthers Freight Cars	36
Walthers Cornerstone Series Structures	38
Reissued HO & N Cornerstone Structures	42

*Reserve any product by calling 1-800-487-2467
Visit walthers.com for more model information*



From Walthers

PROTO 2000™

HO GREAT NORTHERN EMD F7 DIESELS

Summer 2007 Delivery



- Authentic GN-style:
 - Snowplow Pilot
 - Three-Chime Air Horns
 - Winterization Hatch
 - Roof-Mounted Cooling Coil
 - Steam Generator Air Intake
 - Roof Air Vent
 - Correct Style & Location of Grab Irons & Ladder Stand-Offs on Nose
 - Radio Antenna
 - Paint & Lettering to Match Walthers Empire Builder Cars
- All-New Drive
- 14:1 Gear Ratio for Easy Multiple-Unit Operations
- Helical Gears for Ultra-Quiet & Smooth Running
- Five-Pole, Skew-Wound, High Torque, High Efficiency Can Motor
- Heavily Weighted for Maximum Traction
- Both A&B Units Powered

- Painted Metal Grab Irons, Ladder Stand-Offs, Handrails & Lift Rings
- Correct Coupling Distance Between A & B Units
- Most Authentic "Bulldog" Nose Ever Done
- Correct Windshield Slope
- Roof Panel Weld Lines
- Correctly Sized Bolt Heads
- Complete Scale Fuel Tank w/Hangers, Battery Box, Air Tank & Underframe Detail
- Working Headlight & Mars Light w/Bezel & Recessed Lens
- Correct Style Lighted Numberboards
- Bright "Sunny White" LED Lighting
- Separate, Clear Class Lights
- Full Cab Interior w/Crew Figures
- New Insulated Diecast Magnetic Knuckle Couplers
- Correct Partial Fuel Tank Skirts
- All-New Sideframes w/Road Specific Journals & Speed Recorder
- Operating Diaphragms
- Etched Grilles
- Visible Details Behind Grilles & Under Fan Covers
- Available with Dual Mode QSI Sound & DCC** or Standard DC Models

Sound & DCC Equipped**

- 920-40587 A-B Set #363-A & 363-B \$369.00
- 920-40607 A-B Set #270-A & 270-B \$369.00
- 920-40588 Matching A Unit #363-C \$189.00
- 920-40612 Matching A Unit #268-A \$189.00
- 920-40613 Matching B Unit #362-B \$189.00
- 920-40629 Matching B Unit #268-B \$189.00

Standard DC Power – No Sound

- 920-40589 A-B Set #269-A & 269-B \$269.00
- 920-40619 A-B Set #365-A & 365-B \$269.00
- 920-40590 Matching A Unit #268-A \$139.00
- 920-40620 Matching A Unit #365-C \$139.00
- 920-40614 Matching B Unit #359-B \$139.00
- 920-40630 Matching B Unit #360-B \$139.00

**Sound and DCC-equipped models can be operated on either DC or DCC layouts, and feature authentic EMD 567 prime mover recordings that include exhaust, improved throttle notching and transition sounds for change in traction motor electrical connection during acceleration, road-specific horn tone to match prototype, bell, squealing brakes, doppler effect, air let off and much more.



THE Best Power for Your Empire Builder – PERIOD!

Don't settle for a simple repaint — equip your Empire Builder with the most authentic F units available, then put your new train in service with Walthers matching cars and other accessories.



932-9039 Budd 46-Seat Vista Dome Coach #1320-1335 \$49.98



932-9034 ACF Ranch Coffee Shop Lounge #1240-1245 "... Lake" Series \$44.98



932-9035 ACF Baggage-Dormitory #1200-1205 \$44.98



932-9038 PS 6-4-1 Observation "... Coulee" Series \$49.98



932-9036 PS 6-5-2 Sleeper "... Pass" Series \$44.98



932-9037 ACF 36-Seat Diner "Lake..." Series \$44.98



932-9031 ACF 60-Seat Coach #1209-1214 \$44.98



932-9032 ACF Baggage-Mail #37-42 \$44.98



932-9033 7-4-3-1 Sleeper "... River" Series \$44.98

WALTHERS

Reserve any product by calling 1-800-487-2467 Visit walthers.com for more model information



From Walthers



**PROTO 2000™
HO EMD F7**

Summer 2007 Delivery

- All-New Drive
- 14:1 Gear Ratio for Easy Multiple-Unit Operations
- Helical Gears for Ultra-Quiet & Smooth Running



Image Courtesy of Stephen Priest


- Correct Coupling Distance Between A & B Units
- Most Authentic "Bulldog" Nose Ever Done
- Correct Windshield Slope
- Complete Scale Fuel Tank w/Hangers, Battery Box, Air Tank & Underframe Detail
- Working Headlight w/Bezel & Recessed Lens
- Correct Style Lighted Numberboards
- Bright "Sunny White" LED Lighting
- New Insulated Diecast Magnetic Knuckle Couplers
- Freight, Passenger or Snowplow Pilot
- All-New Sideframes w/Road Specific Journals & With or Without Speed Recorder
- Operating Diaphragms as Appropriate
- Etched Metal Grilles



ATSF



CB&Q



MILW



NYC



C&O*



GN



SOO



SP

A-B Sets, Quantum Sound & DCC Equipped, \$369.00

- 920-40575 ATSF #233L & #233A
- 920-40576 ATSF #251L & #251A
- 920-40579 C&O* #7000 & #7500
- 920-40621 C&O* #7004 & 7500
- 920-40583 CB&Q #167-A w/Mars Light & 167-B
- 920-40608 CB&Q #168-A w/Mars Light & 168-B
- 920-40587 GN #363-A w/Mars Light & 363-B
- 920-40607 GN #270-A w/Mars Light & 270-B
- 920-40591 MILW #70-A w/Mars Light & 70-B
- 920-40623 MILW #69-A w/Mars Light & 69-B
- 920-40595 NYC* #1681 w/Mars Light & #2438
- 920-40599 SOO #2225A w/Mars Light & #502C
- 920-40627 SOO #2226-A w/Mars Light & #503-C
- 920-40603 SP# #6315 w/Mars Light & 8215
- 920-40604 SP# #6320 w/Mars Light & 8220
- 920-40615 Undecorated

A Unit Only, Quantum Sound & DCC Equipped, \$189.00 Each

- 920-40580 C&O* #7001
- 920-40622 C&O* #7005
- 920-40584 CB&Q #167-C w/Mars Light
- 920-40609 CB&Q #168-C w/Mars Light
- 920-40588 GN #363-C w/Mars Light
- 920-40612 GN #268-A w/Mars Light
- 920-40592 MILW #70-C w/Mars Light
- 920-40624 MILW #69-C w/Mars Light
- 920-40596 NYC* #1693 w/Mars Light
- 920-40600 SOO #2225-B w/Mars Light
- 920-40628 SOO #2226-B w/Mars Light
- 920-40616 Undecorated

B Unit Only, Quantum Sound & DCC Equipped \$189.00 Each

- 920-40613 GN #362-B
- 920-40629 GN #268-B

A-B Sets, Standard DC, \$269.00

- 920-40577 ATSF #238C & #238B
- 920-40578 ATSF #258L & #258A
- 920-40581 C&O* #7016 & #7508
- 920-40585 CB&Q #167-A w/Mars Light & 167-B
- 920-40610 CB&Q #169-A & 169-B
- 920-40589 GN #269-A w/Mars Light & 269-B
- 920-40619 GN #365-A & 365-B
- 920-40593 MILW #72-A w/Mars Light & #72-B
- 920-47623 MILW #71-A & 71-B
- 920-40597 NYC* #1684 w/Mars Light & #2440
- 920-40601 SOO #2226A w/Mars Light & #503C
- 920-47627 SOO #2225-A & 502-C
- 920-40605 SP# #6323 w/Mars Light & 8223
- 920-40603 SP# #6325 w/Mars Light & 8225
- 920-40617 Undecorated

A Unit Only, Standard DC, \$139.00 Each

- 920-40582 C&O* #7017
- 920-47622 C&O* #7029
- 920-40586 CB&Q #167-C w/Mars Light
- 920-40611 CB&Q #169-C w/Mars Light
- 920-40590 GN #268-A w/Mars Light
- 920-40620 GN #365-C w/Mars Light
- 920-40594 MILW #72-C w/Mars Light
- 920-47624 MILW #71-C w/Mars Light
- 920-40598 NYC* #1701 w/Mars Light
- 920-40602 SOO #2226-B w/Mars Light
- 920-47628 SOO #2225-B w/Mars Light
- 920-40618 Undecorated


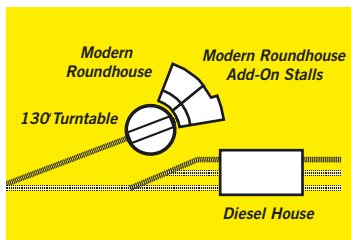
B Unit Only, Standard DC, \$139.00 Each

- 920-40614 GN #359-B (Empire Builder)
- 920-40630 GN #360-B (Empire Builder)



Power for Period Freight & Passenger Service

From the 50s to the 70s, F7s could be found in all kinds of service. Here are some ideas to put them to work on your railroad.



Cornerstone Series® Built-ups
HO Modern 130" Turntable

933-2829 \$299.98



Cornerstone Series Kits
HO Modern Roundhouse

933-2900 \$59.98

HO Modern Roundhouse
Add-on Stalls

933-2901 \$49.98

*Union Pacific licensed product





From Walthers



PROTO 2000™
HO EMD SD7

Fall 2007 Delivery

- Now Available With or Without Factory-Installed Sound & DCC
- Prototype-Specific Detailing
- Magnetic Knuckle Couplers



Prototype Photo Shown

- All Wheel Drive & Electrical Pickup
- Dual Machined Brass Flywheels
- Constant & Directional Headlights
- RP-25 Contour Blackened Wheels
- Heavy Diecast Chassis
- Five-Pole Skew-Wound Motor



B&LE



CNW



PRR



EMD



GN



Chessie*

Quantum® Sound & DCC Equipped, \$224.98 Each

- 920-40725 B&LE #1 (orange, black)
- 920-40726 B&LE #2 (orange, black)
- 920-40727 EMD Demonstrator #1 (maroon, red)
- 920-40728 EMD Demonstrator #2 (maroon, red)
- 920-40729 CNW† #1 (green)
- 920-40730 CNW† #2 (green)
- 920-40731 GN #1 (Big Sky Blue)
- 920-40732 GN #2 (Big Sky Blue)

- 920-40733 PRR #1 (Brunswick Green)
- 920-40734 PRR #2 (Brunswick Green)
- 920-40735 Chessie* #1 (blue, yellow, vermilion)
- 920-40736 Chessie* #2 (blue, yellow, vermilion)
- 920-40737 Undecorated

Standard DC, \$124.98 Each

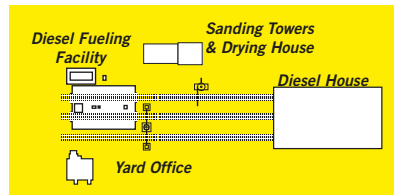
- 920-47725 B&LE #3 (orange, black)
- 920-47726 B&LE #4 (orange, black)
- 920-47727 EMD Demonstrator #3 (maroon, red)
- 920-47728 EMD Demonstrator #4 (maroon, red)

- 920-47729 CNW† #3 (green)
- 920-47730 CNW† #4 (green)
- 920-47731 GN #3 (Big Sky Blue)
- 920-47732 GN #4 (Big Sky Blue)
- 920-47733 PRR #3 (Brunswick Green)
- 920-47734 PRR #4 (Brunswick Green)
- 920-47735 Chessie* #3 (blue, yellow, vermilion)
- 920-47736 Chessie* #4 (blue, yellow, vermilion)
- 920-47737 Undecorated



Tackle Tough Layout Assignments

Built for tough jobs, your new SD7s will look great working alongside these cars, locos and accessories.



PROTO 2000
HO Alco RS-27
[920-31331](#) Series**



Cornerstone Series® Kit
HO Diesel House
[933-2916](#) \$69.98



Cornerstone Series Kit
HO Diesel Fueling Facility
[933-2908](#) \$24.98



Cornerstone Series Kit
HO Sanding Towers & Drying House
[933-3182](#) \$29.98



Gold Line™
HO Ore Cars
[932-4400](#) Series**



Cornerstone Series Built-ups
HO Yard Office
[933-2830](#) \$29.98



PROTO 2000
HO EMD High-Hood GP20
[920-31897](#) Series**



Platinum Line™
HO International Steel Bay Window Caboose
[932-7620](#) Series**

**Check out the selection of roadnames listed online at walthers.com
†Union Pacific licensed product

PROTO
1000
SERIES™

From Walthers



PROTO 1000™
HO Alco RS-2


Fall 2007 Delivery

\$99.98 Each

- Magnetic Knuckle Couplers
- All Wheel Drive & Electrical Pickup
- Dual Machined Brass Flywheels
- Constant & Directional Headlights
- RP-25 Contour Blackened Wheels
- Heavy Diecast Chassis
- Five-Pole Skew-Wound Motor
- New Roadnames



Image Courtesy of Steve Glischinski



Perfect Diesel for Transition-Era Railroads

Growling along the mainline or moving cars in busy yards, RS-2s proved to be rugged workhorses. They'll look just as good on your layout alongside these models.



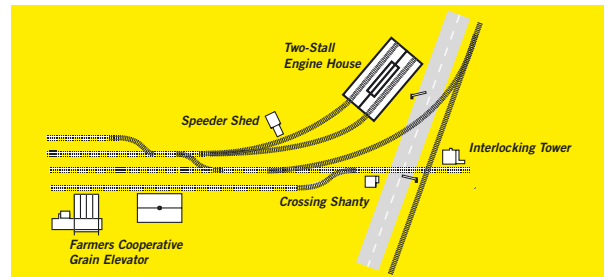
Cornerstone Series®
Kit
HO Farmers
Cooperative Rural
Grain Elevator
[933-3036](#) \$27.98



Cornerstone Series
Kit
HO Two-Store
Engine House
[933-3007](#) \$32.98



Cornerstone Series
Built-ups
HO Trackside
Structures Set
[933-2800, 2803 & 2810](#) \$29.98



PROTO 1000
HO EMD F3
[920-31414](#) Series**



PROTO 1000
HO Alco RSC-2
[920-31291](#) Series**



Gold Line™
HO USRA 46' Steel Gondola
[932-7466](#) Series**



PROTO 2000™
HO 10,000-Gallon
Insulated Tank Car
[920-31550](#) Series**

**Check out the selection of roadnames listed online at walthers.com



Walthers Passenger Cars
**HO Amtrak®
 Superliner® I & II Cars**

- Full Interiors
- Built-In Electrical Contacts for New Interior Lighting Kit
- Upgraded Trucks w/Metal Sideframes
- All Cars Wear Amtrak Phase IVb Scheme
- Correct Details
- Wire Grab Irons
- Working Diaphragms
- Knuckle Couplers



932-6112 Superliner II Sleeper
 Image Courtesy of Bruce Jacobs

Fall 2007 Delivery
 \$34.98 Each

Superliner I
[932-6164](#) Coach
[932-6174](#) Sleeper

Superliner II
[932-6102](#) Coach
[932-6112](#) Sleeper

Winter 2007-08 Delivery
 \$34.98 Each

Superliner I
[932-6184](#) Diner
[932-6194](#) Sightseer Lounge

Superliner II
[932-6122](#) Sightseer Lounge
[932-6132](#) Diner



932-6164 Superliner I Coach



932-6174 Superliner I Sleeper



932-6102 Superliner II Coach
 Images Courtesy of T.J. Van Haag

**HO Superliner Interior
 Lighting Kit**

Fall 2007 Delivery

- Fits New Amtrak Superliner Cars
- Completely Assembled
- For DC or DCC Layouts

[933-6004](#) \$10.98

HO Superliner Airbag Trucks

Fall 2007 Delivery

- Revised Design
- Metal Sideframes
- RP-25 Metal Wheels

[933-1320](#) Superliner I As-Delivered \$10.98 (1 Pair)

HO Superliner GSC Trucks

Fall 2007 Delivery

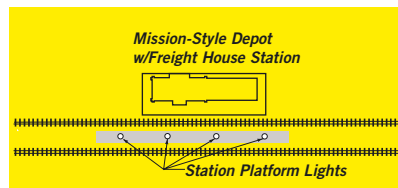
- Revised Design
- Metal Sideframes
- RP-25 Metal Wheels

[933-1321](#) For Superliner II \$10.98 (1 Pair)




Modernize Your Amtrak Modeling

Upgrade and expand modern passenger service on your railroad with these accessories.



Cornerstone Series® Kit
 HO Mission-Style Depot
 w/Freight House
[933-2924](#) \$54.98



Preiser
 HO Seated Passengers pkg(36)
[590-1014009](#) \$36.98



Cornerstone Series Built-ups
 HO Station Platform Light pkg(2)
[933-1093](#) \$9.98

WALTHERS

Reserve any product by calling 1-800-487-2467 Visit walthers.com for more model information



932-6855

Walthers Passenger Cars

**HO
Pullman-Standard
Streamlined 10-6
Sleeper**

Summer 2007 Delivery

\$34.98 Each

- New Roadnames



932-6853 SOU



932-6854 PRR



932-6855 L&N*



932-6856 ACL*

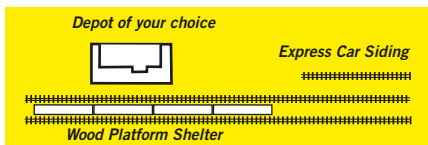


932-6857 CN



Easy Upgrades for Post-War Passenger Service

Provide passengers with the finest accommodations available, when you add these accessories to your operations.



Cornerstone Series® Built-ups HO Pella Brick Depot

933-2831 \$54.98



Cornerstone Series Kit HO City Station

933-2904 \$44.98



Cornerstone Series Kit HO Union Station

933-3094 \$59.98



PROTO 2000™ HO EMD E7

920-40525 Series

Check out the colorful pre-Amtrak schemes listed online at walthers.com



Cornerstone Series Built-ups HO Clarkesville Depot

933-2841, 2842 & 2843 \$49.98



Walthers Passenger Cars
HO Empire Builder
Budd "View" Series
Great Dome Lounge

Spring 2007 Delivery
 \$49.98 Each

- 10th Car in Empire Builder Series
- Completely New Model
- Superbly Detailed Inside & Out
- Authentic Paint & Lettering
- Car Name & Number Decals
- Correct Truck Sideframes
- Metal RP-25 Wheels
- Factory-installed Electrical Pickups
- Easy DC or DCC Interior Lighting Installation
- Working Diaphragms
- Knuckle Couplers



932-9040

932-9040 GN Empire Builder
 932-6521 GN (Big Sky Blue)
 932-6522 BN (Cascade Green & white "Hockey Stick")
 932-6523 CB&Q-Owned Car w/Decal Sublettering
 932-6520 Undecorated



GN (Big Sky Blue)



BN (Cascade Green & white "Hockey Stick")



CB&Q-Owned Car w/Decal Sublettering



Matching HO Empire Builder Cars:

Ideas to Expand Your Empire Builder Modeling a complete Empire Builder is easy with these authentic cars, and you can expand your operation with structures with other details.



[932-9039](#) Budd 46-Seat Vista Dome Coach #1320-1335 \$49.98



[932-9034](#) ACF Ranch Coffee Shop Lounge #1240-1245 "... Lake" Series \$44.98



[932-9035](#) ACF Baggage-Dormitory #1200-1205



[932-9038](#) PS 6-4-1 Observation "... Coulee" Series \$49.98



[932-9036](#) PS 6-5-2 Sleeper "... Pass" Series \$44.98



[932-9037](#) ACF 36-Seat Diner "Lake..." Series \$44.98



[932-9031](#) ACF 60-Seat Coach #1209-1214 \$44.98



[932-9032](#) ACF Baggage-Mail #37-42 \$44.98



[932-9033](#) 7-4-3-1 Sleeper "...River" Series \$44.98



Cornerstone Series® Kit
HO Whitehall Station
[933-2932](#) \$44.98



Cornerstone Series Kit
HO Passenger Car Washer
[933-3186](#) \$19.98



PROTO 2000™

HO Great Northern Empire Builder F Units Sound & DCC Equipped

[920-40587](#) A-B Set #363-A & 363-B \$369.00

[920-40588](#) Matching A Unit #363-C \$189.00

[920-40613](#) Matching B Unit #362-B \$189.00

[920-40629](#) Matching B Unit #268-B \$189.00

HO Great Northern Empire Builder F Units Standard DC Power – No Sound

[920-40589](#) A-B Set #269-A & 269-B \$269.00

[920-40590](#) Matching A Unit #268-A \$139.00

[920-40614](#) Matching B Unit #359-B \$139.00

[920-40630](#) Matching B Unit #360-B \$139.00




WALTHERS

Reserve any product by calling 1-800-487-2467 Visit walthers.com for more model information



**Walthers Passenger Cars
HO Former Empire
Builder Passenger Cars**

• New Roadnames & Paint Schemes



Pullman-Standard 6-5-2 Sleeper
Fall 2007 Delivery • \$44.98 Each

[932-9076](#) Amtrak Phase I
[932-9077](#) National Railways of Mexico



ACF 36-Seat Diner
Summer 2007 Delivery • \$44.98 Each

[932-9082](#) Amtrak Phase I



ACF Baggage-Dormitory
Summer 2007 Delivery • \$44.98 Each

[932-9069](#) Amtrak Phase I



Pullman-Standard 7-4-3-1 Sleeper
Summer 2007 Delivery • \$44.98 Each

[932-9059](#) Amtrak® Phase I




Budd 46-Seat Dome Coach
Fall 2007 Delivery • \$49.98 Each

[932-9094](#) GN (Cascade Green, white) [932-9098](#) Amtrak Phase II
[932-9095](#) NP [932-9099](#) Amtrak Phase III
[932-9097](#) Amtrak Phase I [932-9276](#) GN



ACF Coffee Shop Lounge
Summer 2007 Delivery • \$44.98 Each

[932-9064](#) Amtrak Phase I
[932-9275](#) GN



P-S 6-4-1 Observation
Fall 2007 Delivery • \$49.98 Each

[932-9088](#) Amtrak Phase I



Simplify Modeling 70s Passenger Service

Re-create the colorful early days of Amtrak operations with these detailed cars, locos, structures and more.



**PROTO 2000™
HO EMD E7**
[920-40525](#) Series

Check out the colorful pre-Amtrak schemes listed online at [walthers.com](#)



**Cornerstone Series® Kit
HO Whitehall Station**
[933-2932](#) \$44.98



**Cornerstone Series Kit
HO Passenger Car Washer**
[933-3186](#) \$19.98



**Cornerstone Series
Built-ups
HO Clarkesville Depot**
[933-2841](#), [2842](#) & [2843](#)
\$49.98



Walthers Passenger Cars
HO Pullman-Standard
48-Seat Diner

Summer 2007 Delivery

\$34.98 Each

- All-New Tooling
- Smooth or Fluted Sides
- With or Without Skirting as Appropriate
- GSC 41-N Type Trucks w/Diecast Sideframes
- Blackened RP-25 Metal Wheels
- Flush-Fitting Windows
- Full Interiors
- Working Diaphragms
- Knuckle Couplers
- Car Name & Number Decals
- Add-On Grab Irons



932-6835



Capture the Color of the Streamline Era
 Create a flagship train for your period pike with these cars and accessories.



HO Walthers Streamlined Car Interior Lighting Kits

- Fits all Walthers Budd, ACF & Pullman-Standard single-level cars
- DC Version [933-1049](#) \$10.98 DCC Version 933-1084 \$7.98



Cornerstone Series®
Background Building
HO Commissary/Freight
Transfer Building
[933-3173](#) \$29.98



HO Express Box Car (Rebuilt Troop Sleeper)

[932-4160](#) Series**



HO Budd Dome Coach

[932-6481](#) Series**



HO Pullman-Standard
6-6-4 Sleeper

[932-6721](#) Series**



HO Pullman-Standard
4-4-2 Sleeper

[932-6701](#)-Series**

**More colorful roadnames listed online at [walthers.com](#)
 *Union Pacific licensed product

WALTHERS

Reserve any product by calling 1-800-487-2467 Visit [walthers.com](#) for more model information



Walthers Passenger Cars
HO C&O-Style Express Box
Car Troop Sleeper Conversion

Fall 2007 Delivery

- Great Addition to Post-War Passenger Trains
- Ready to Run
- New Paint & Lettering Schemes
- Knuckle Couplers
- Correct Trucks w/RP-25 Metal Wheels
- Add-On Wire Grab Irons



C&O*



C&O*



B&M



B&O* (MOW Scheme)



B&O*

Single Cars, \$26.98 Each

- 932-4166 C&O* (green)
- 932-4167 C&O* (blue/gray)
- 932-4168 B&O* (MOW Scheme)
- 932-4169 B&O* (blue)
- 932-4170 B&M
- 932-4165 Undecorated

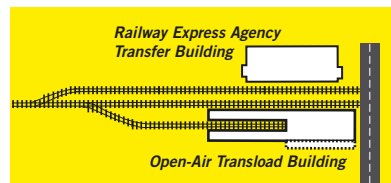
Limited-Run Two-Packs, \$49.98

- 932-24166 C&O* (green)
- 932-24167 C&O* (blue/gray)
- 932-24168 B&O* (MOW Scheme)
- 932-24169 B&O* (blue)
- 932-24170 B&M



Expand Passenger Operations

Add a new level of operation to your post-war passenger service with these authentic head-end cars and service structure kits.



Cornerstone Series® Kit
HO Railway Express Agency Transfer Building
[933-3095](#) \$44.98



HO Express Box Car (Rebuilt Troop Kitchen Car)
[932-4180](#) Series**



Cornerstone Series Kit
HO Open-Air Transload Building
[933-2918](#)
 \$39.98



HO Express Box Car (Rebuilt Troop Sleeper)
[932-4160](#) Series**



Cornerstone Series Background Building
HO Commissary/Freight Transfer Building
[933-3173](#) \$29.98



HO 50' GACX Wood Express Reefer w/Pullman Trucks
[932-5470](#) Series**

**Check out roadnames online at walthers.com





Platinum Line™
HO International Steel
Bay Window Caboose

Fall 2007 Delivery

- Roadname-Appropriate Roof, Ends and Bay Window
- New Schemes & Numbers



932-40455



CNW[†]



Bessemer & Lake Erie



NKP



CR



Rock Island



WP[†]



DM&IR



B&O*

Single Cars, \$31.98 Each

- 932-40451 CNW[†]
- 932-40452 CR
- 932-40453 DM&IR
- 932-40454 Bessemer & Lake Erie
- 932-40455 Rock Island
- 932-40456 B&O*
- 932-40457 NKP
- 932-40458 WP[†]

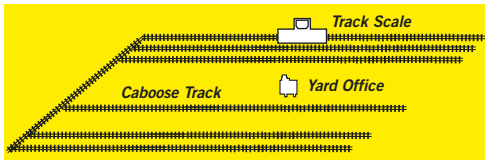
Limited-Run Two-Packs, \$59.98

- 932-240451 CNW[†]
- 932-240452 CR
- 932-240453 DM&IR
- 932-240454 Bessemer & Lake Erie
- 932-240455 Rock Island
- 932-240456 B&O*
- 932-240457 NKP
- 932-240458 WP[†]



More Ideas to Build Freight Traffic

Keep your new cabooses working with this selection of locos and accessories on your layout.



Cornerstone Series® Built-ups
HO Yard Office

[933-2830](#) \$29.98



Platinum Line
HO International Steel Bay Window Caboose

[932-7620](#) Series**



PROTO 2000™ HO EMD F7

Image Courtesy of Stephen Priest

[920-40575](#) Series (see list of roadnames on page 4)



PROTO 2000 HO EMD GP38-2 w/88" Nose

[920-31020](#) Series**



Cornerstone Series Kit
HO Track Scales

[933-3199](#) \$24.98



** Check out more roadnames listed online at walthers.com
[†]Union Pacific licensed product



Gold Line™
HO General American
40' Meat Reefer

Summer 07 Delivery

- New Roadnames & Roadnumbers



Image Courtesy of John Greedy

Single Cars, \$17.98 Each

- 932-2584 Bookeey #65070
- 932-2585 Schuler - WCLX #2099
- 932-2586 Central Packing #91499
- 932-2587 Kansas Beef #91662
- 932-2588 Greenlee #69101
- 932-2589 Hormel - NADX #159
- 932-2590 Spencer #60067

Limited-Run Two-Packs, \$31.98

- 932-22584 Bookeey #65071, #65074
- 932-22585 Schuler - WCLX #2107, #2115
- 932-22586 Central Packing #91495, #91497
- 932-22587 Kansas Beef #91663, #91665
- 932-22588 Greenlee #69102, #69104
- 932-22589 Hormel - NADX #115, #186
- 932-22590 Spencer #60064, #60069



Bookeey



Schuler - WCLX



Central Packing



Kansas Beef



Greenlee



Hormel



Spencer


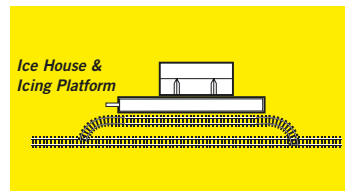


Return to the Ice Age

Adding the colorful schemes and exciting operation of ice-cooled reefer traffic to your layout is easy with these cars and trackside industries.



Cornerstone Series® Kit
HO Ice House & Icing Platform
[933-3049](#) \$30.98



PROTO 2000™
HO Mather Stock Car
[920-54625](#) Series Ready to Run**;
[920-54575](#) Series Time-Saver® Kits**



HO GACX 50' Wood Express Reefer
[932-5470](#) Series**



HO PRR R50B Express Reefer
[932-5880](#) Series**

** Check out more roadnames listed online at walthers.com



Gold Line™
HO Bethgon Coalporter™
Gondola Six-Pack

Fall 2007 Delivery

\$89.98 Each

- New Roadnumbers



932-40403



UP†



BNSF



DEEX



BNSF



CSX*

932-40401 UP†
 932-40402 BNSF (green ends)
 932-40403 BNSF (Mineral Brown ends)
 932-40404 CSX*
 932-40405 DEEX

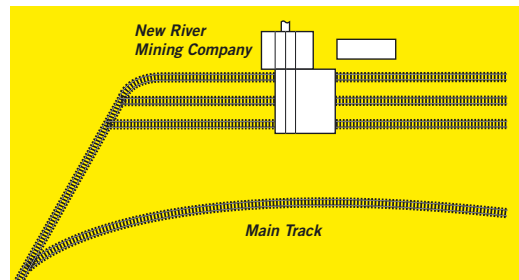


Expand Coal Traffic on Your Railroad

Model a modern unit train quickly and easily, along with the trackside industries that serve them, with these cars and structures.



Cornerstone Series® Kit
 HO New River Mining Company
[933-3017](#) \$36.98



Gold Line
 HO Bethlehem 4,000
 Cubic Foot Three-Bay
 Hopper Six-Pack
[932-7851](#) Series**



Gold Line
 HO Trinity RD-4 Coal
 Hopper Six-Pack
[932-7817](#) Series**



Gold Line
 HO Bethgon Coalporter Gondola Six-Pack
[932-5301](#) Series**

**Check out the selection of roadnames and roadnumber series listed online at [walthers.com](#)
 †Union Pacific licensed product

WALTHERS

Reserve any product by calling 1-800-487-2467 Visit [walthers.com](#) for more model information



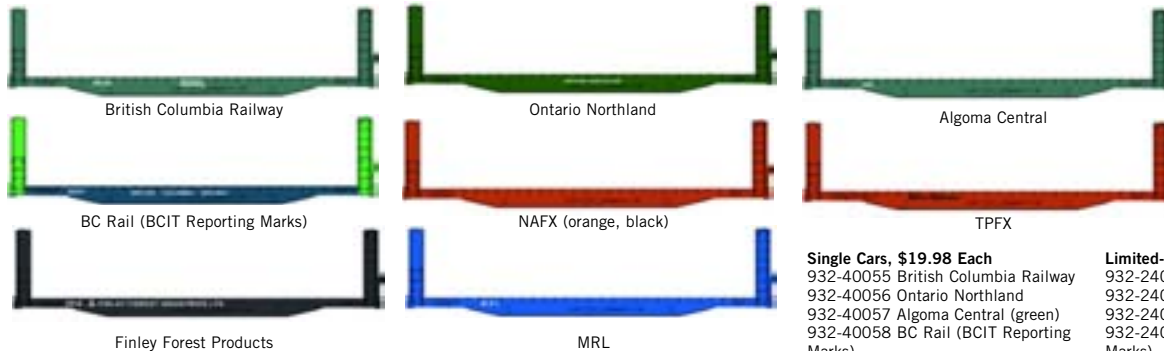
Gold Line™
HO Canadian 50'
Bulkhead Flat Car

Fall 2007 Delivery

- New Roadnames



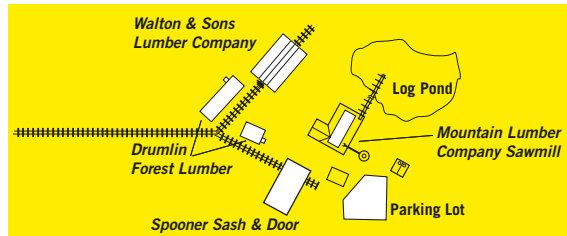
Image Courtesy of Richard Yaremko



- | | |
|---|--|
| <p>Single Cars, \$19.98 Each</p> <ul style="list-style-type: none"> 932-40055 British Columbia Railway 932-40056 Ontario Northland 932-40057 Algoma Central (green) 932-40058 BC Rail (BCIT Reporting Marks) 932-40059 NAFX (orange, black) 932-40060 TPFX (orange, black) 932-40061 Finley Forest Products 932-40062 MRL (blue) | <p>Limited-Run Two-Packs, \$39.98</p> <ul style="list-style-type: none"> 932-240055 British Columbia Railway 932-240056 Ontario Northland 932-240057 Algoma Central (green) 932-240058 BC Rail (BCIT Reporting Marks) 932-240059 NAFX (orange, black) 932-240060 TPFX (orange, black) 932-240061 Finley Forest Products 932-240062 MRL (blue) |
|---|--|



Move More Modern Forest Products
 From the cutting sites to the building supply centers, your new flats will be right at home alongside these cars and on-line businesses.



Cornerstone Series® Kit
HO Mountain Lumber Company Sawmill
 933-3058 \$69.98



Cornerstone Series Kit
HO Walton & Sons Lumber Company
 933-3057 \$39.98

Cornerstone Series Built-ups
HO Spooner Sash & Door
 933-2847 \$39.98



Cornerstone Series Built-ups
HO Drumlin Forest Lumber
 933-2844 \$44.98



Gold Line
HO Canadian 50' Bulkhead Flat Car
 932-40050 Series
 More roadnames are listed online at walthers.com

WALTHERS



Gold Line™ HO Difco® Dump Car

Fall 2007 Delivery

• New Roadnames

Single Cars, \$24.98 Each
932-7913 CP #455310
932-7914 Alaska #15804
932-7915 BN #965290
932-7916 MP† #55228
932-7917 UP† #908118
932-7918 KCS #474

Limited-Run Three-Packs, \$64.98

932-37913 CP #45331,
#455416, #455449
932-37914 Alaska #15828,
#15834, #15849
932-37915 BN #965193,
#965229, #965264
932-37916 MP† #55107,
#55140, #55235
932-37917 UP† #908106,
#908114, #908125
932-37918 KCS #470, #473
#475



Image Courtesy of Randy J. Thompson



CP



BN



UP†



Alaska



MP†



KCS



Load 'em Up & Move 'em Out

From mine to mill, your new Difco cars can move all kinds of bulk loads. And, here are some additional cars and equipment for handling heavy work on your railroad.



Cornerstone Series® Kit
HO Komatsu Heavy-Duty R992 Wheel Loader on Rubber Tires

933-3162 \$34.98



Cornerstone Series Kit
HO Glacier Gravel Company


933-3062 \$39.98



Gold Line
HO Ortnor 40' 100-Ton
Open Aggregate Hopper Three-Pack
932-37070 Series**



Gold Line
HO 41' Ballast Hopper Three-Pack
932-34221 Series**



Gold Line
HO Difco® Dump Car
932-7900 Series**

** More roadnames are listed online at walthers.com
†Union Pacific licensed product



Gold Line™
HO Bethlehem 89'4" Flush-Deck Flat Car

Fall 2007 Delivery

- New Roadnames
- Three New Hitch Arrangements



932-40308




New Orleans Public Belt



RTTX (TTX)



KTTX #2 (Trailer-Train yellow)



ATSF



KTTX #1 (Trailer-Train yellow)



KTTX #2 (TTX)



RTTX (Trailer-Train yellow)



KTTX #1 (TTX)

Single Cars, \$24.98 Each

- 932-40308 New Orleans Public Belt
- 932-40309 ATSF

RTTX Versions

- 932-40316 RTTX (Trailer-Train yellow)
- 932-40317 RTTX (TTX)
- 932-40315 Undecorated

KTTX Versions (Collapsible Hitch Back-to-Back)

- 932-40321 KTTX #1 (Trailer-Train yellow)
- 932-40322 KTTX #1 (TTX)
- 932-40326 KTTX #2 (Trailer-Train yellow)
- 932-40327 KTTX #2 (TTX)
- 932-40320 Undecorated

KTTX Versions (Rigid Hitch Back-to-Back)

- 932-40325 Undecorated

Limited-Run Two-Packs, \$47.98

- 932-240308 New Orleans Public Belt
- 932-240309 ATSF

RTTX Versions

- 932-240316 RTTX (Trailer-Train yellow)
- 932-240317 RTTX (TTX)

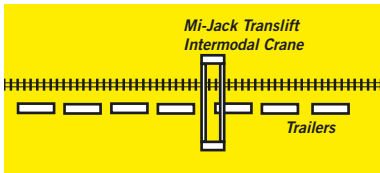
KTTX Versions (Collapsible Hitch Back-to-Back)

- 932-240321 KTTX #1 (Trailer-Train yellow)
- 932-240322 KTTX #1 (TTX)
- 932-240326 KTTX #2 (Trailer-Train yellow)
- 932-240327 KTTX #2 (TTX)



Innovative Ideas for Modeling Intermodal

From a single car to a complete terminal, intermodal operations add plenty of color to layouts. Best of all, there's a great selection of additional cars, cranes and other accessories available to make modeling easy.



Gold Line™
 HO 69' All-Purpose
 Husky-Stack® Intermodal Car
[932-4300 Series**](#)

Cornerstone Series® Kit
 HO Mi-Jack Translift
 Intermodal Crane
[933-3122](#) \$21.98



Gold Line™
 HO NSC 3-Unit Well Car
[932-3940 Series**](#)



Gold Line™
 HO Bethlehem 89'4"
 Flush-Deck Flat Car
[932-40300 Series**](#)



Cornerstone Series Kit
 HO Kalmr Container Crane
[933-3109](#) \$19.98



HO 48' Stoughton® Trailer
[933-1900 Series**](#)



HO 53' Stoughton® Trailer
[933-1450 Series**](#)

**Check out more roadnames listed online at [walthers.com](#)





Gold Line™
HO Pullman-Standard
86' High-Cube Four-
Door Box Car

Fall 2007 Delivery

- New Roadnames

Single Cars, \$24.98 Each

- 932-35017 DT&I
- 932-35018 CR
- 932-35019 GTW
- 932-35020 CSX*/NYC*
- 932-35021 N&W

Limited-Run Two-Packs, \$49.98 Each

- 932-235017 DT&I
- 932-235018 CR
- 932-235019 GTW
- 932-235020 CSX*/NYC*
- 932-235021 N&W



932-35017



DT&I



GTW



N&W



CR



CSX*/NYC*

HO Pullman-Standard
86' High-Cube Eight-
Door Box Car

Fall 2007 Delivery

- New Roadnames

Single Cars, \$24.98 Each

- 932-35316 CR
- 932-35317 B&O*
- 932-35318 NYC*

Limited-Run Two-Packs, \$49.98 Each

- 932-235316 CR
- 932-235317 B&O*
- 932-235318 NYC*



932-35317



CR



B&O*



NYC*



Put Big Industrial Detail in Small Spaces

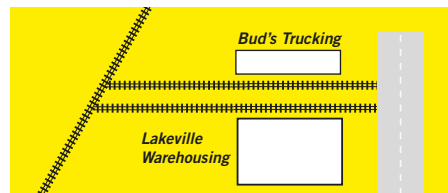
Modernize the look and feel of your layout with contemporary structures that put maximum detail in a manageable space. Here are just a few ideas to help you add the grit of industrial areas to your modern railroad.



Cornerstone Series® Kit
 HO Lakeville Warehousing
[933-2917](http://www.walthers.com)
 \$44.98



Cornerstone Series
 Background Building
 HO Bud's Trucking Co.
[933-3192](http://www.walthers.com)
 \$29.98



Gold Line
 HO 60' Pullman-Standard Double-Door Auto Parts Box Car
[932-35810](http://www.walthers.com) Series**



Gold Line
 HO 60' Pullman-Standard Auto Parts Box Car
[932-35510](http://www.walthers.com) Series**



Gold Line
 HO 86' Pullman-Standard High-Cube Eight-Door Box Car
[932-35311](http://www.walthers.com) Series**



**More roadnames are listed online for all of these cars at [walthers.com](http://www.walthers.com)



Gold Line™ HO Thrall 53' Gondola

Summer 2007 Delivery

- All-New Tooling
- Steel & Scrap Industry Favorites

Single Cars, \$19.98 Each

932-40251 SOO
932-40252 WC
932-40253 MILW
932-40254 Green Bay & Western
932-40255 UP†
932-40256 CR
932-40250 Undecorated

Limited-Run Two-Packs, \$37.98

932-240251 SOO
932-240252 WC
932-240253 MILW
932-240254 Green Bay & Western
932-240255 UP†
932-240256 CR



932-40255



SOO



Green Bay & Western



WC



UP†



MILW

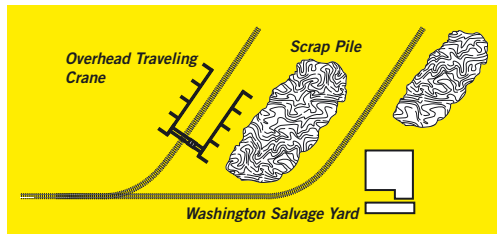


CR



Add Versatility to Freight Operations

One of the most common of all freight cars, gons are called on to carry all kinds of raw materials and finished products for a variety of industries. Here are just a few ideas how you can use these cars your layout!



Cornerstone Series® Kit
HO Overhead Traveling Crane
[933-3102](#) \$14.98



Gold Line
HO Difco® Dump Car
[932-7900](#) Series**



Gold Line
HO Gunderson 50' High Cube Paper-Service Box Car
[932-7100](#) Series**



Cornerstone Series Kit
HO Washington Salvage Yard
[933-2928](#) \$44.98



Life-Like SceneMaster™
HO Steel Railroad Rail Load**
[433-1509](#) \$9.75



Life-Like SceneMaster™
HO Steel Pipe Load**
[433-1510](#) \$9.75

**Check out the selection of freight car loads and roadnames listed online at [walthers.com](#)
†Union Pacific licensed product

WALTHERS



From Walthers



PROTO 2000™ HO ICC Type-21 8,000-Gallon Tank Car

- Authentic Steam-Era Schemes
- Detailed Underframe with K Brake
- 4 Different Numbers for Each Scheme
- Scale Size Handrails & Grab Irons
- Correct Weight for Optimum Operation
- Correct Trucks
- Metal RP-25 Wheels
- Magnetic Knuckle Couplers
- Assembled or Kit Versions

Time-Saver® Kit

\$17.00 Each

Fall 2007 Delivery

920-54350 CHIX #1123

920-54351 CHIX #1136

920-54352 CTAX #8152

920-54353 CTAX #8029

920-54354 NOX #8040

920-54355 NOX #8017

920-54356 PQX #806

920-54357 PQX #809

920-54358 RPX #2412

920-54359 RPX #2395

920-54360 STLX #82

920-54361 STLX #89

920-54362 COSX #2954

920-54363 COSX #2951

920-54364 Undecorated

Ready to Run

\$30.00 Each

Winter 2007-08 Delivery

920-54400 CHIX #1123

920-54401 CHIX #1136

920-54402 CTAX #8121

920-54403 CTAX #8073

920-54404 NOX #8034

920-54405 NOX #8015

920-54406 PQX #802

920-54407 PQX #805

920-54408 RPX #2351

920-54409 RPX #2488

920-54410 STLX #81

920-54411 STLX #86

920-54412 COSX #2956

920-54413 COSX #2957

920-54414 Undecorated



920-54350



CHIX



PQX



STLX



CTAX



RPX



COSX

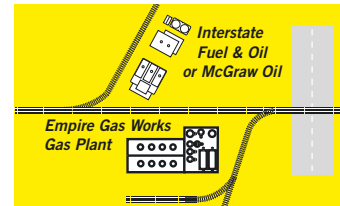


NOX



Bring the Steam Era to Life on Your Layout

From small town to big city, your new tankers can move a wide range of petroleum products across any steam-era layout. Here are some ideas for typical trackside industries that were going strong when these cars entered service.



**Cornerstone Series Kit
HO McGraw Oil Co.**

[933-2913](#)

\$34.98



**Cornerstone Series™ Kit
HO Interstate Fuel & Oil**

[933-3006](#)

\$44.98



**Cornerstone Series Kit
HO Empire Gas Works**

[933-2905](#)

\$59.98



**Gold Line™
HO USRA 46' Steel Gondola**

[932-7466](#) Series**



**PROTO 2000
HO 50' Single Door Box Car**

[920-54276](#) Series Assembled**;

[920-54251](#) Series Time-Saver® Kits**

**Choose from various roadnames listed online at walthers.com



From Walthers




PROTO 2000™ HO Mather Stock Car

- New Roadnames & Roadnumbers
- Single or Double Deck as Appropriate
- 4 Different Numbers for Each Scheme
- Scale Size Handrails & Grab Irons
- Correct Weight for Optimum Operation
- Correct Trucks
- Metal RP-25 Wheels
- Magnetic Knuckle Couplers
- Assembled or Kit Versions



920-54583



Time-Saver® Kits, \$17.00 Each Summer 2007 Delivery

- 920-54575 ACY #286 (Double Deck)
- 920-54576 ACY #294 (Double Deck)
- 920-54577 B&O* #110355 (Double Deck)
- 920-54578 B&O* #111088 (Double Deck)
- 920-54594 B&O* #112085 (Single Deck)
- 920-54595 B&O* #112537 (Single Deck)
- 920-54579 GN #55063 (Single Deck)
- 920-54580 GN #55149 (Single Deck)

- 920-54581 GSX #4004 (Double Deck)
- 920-54582 GSX #4135 (Double Deck)
- 920-54583 L&N* #88004 (Single Deck)
- 920-54584 L&N* #88076 (Single Deck)
- 920-54585 MSCX #1793 (Single Deck)
- 920-54586 MSCX #2100 (Single Deck)
- 920-54587 NP #80073 (Double Deck)
- 920-54588 NP #80084 (Double Deck)
- 920-54596 NP #80108 (Single Deck)
- 920-54597 NP #80144 (Single Deck)
- 920-54589 Undecorated

Assembled Cars, \$29.98 Each Fall 2007 Delivery

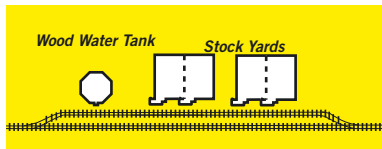
- 920-54625 ACY #289 (Double Deck)
- 920-54626 ACY #297 (Double Deck)
- 920-54627 B&O* #110268 (Double Deck)
- 920-54628 B&O* #111057 (Double Deck)
- 920-54643 B&O* #112122 (Single Deck)
- 920-54644 B&O* #112479 (Single Deck)

- 920-54629 GN #55072 (Single Deck)
- 920-54630 GN #55128 (Single Deck)
- 920-54631 GSX #4071 (Double Deck)
- 920-54632 GSX #4198 (Double Deck)
- 920-54633 L&N* #88023 (Single Deck)
- 920-54634 L&N* #88095 (Single Deck)
- 920-54635 MSCX #1525 (Single Deck)
- 920-54636 MSCX #2299 (Single Deck)
- 920-54637 NP #80068 (Double Deck)
- 920-54638 NP #80092 (Double Deck)
- 920-54645 NP #80125 (Single Deck)
- 920-54646 NP #80190 (Single Deck)



Round Up New Industry for Your Railroad

Carrying livestock from range to big city markets, Mather stock cars were a common sight all over the country. You can model the entire industry, from rural trackside loading pen to processing plant with these and other kits now available.



Cornerstone Series Animals
HO Beef Cattle
[933-3143](#) \$4.98



Cornerstone Series® Built-ups
HO Wood Water Tank
[933-2819](#) \$29.98



Cornerstone Series Kit
HO Stock Yards
[933-3047](#) \$24.98




Gold Line™ HO General American 40' Meat Reefer
[932-2579](#) Series
Check out the selection of roadnames listed online
at [walthers.com](#)



Cornerstone Series Kit
HO Van Dyke Farm Windmill pkg(2)
[933-3198](#) \$24.98



From Walthers



920-54475

**PROTO 2000™
HO AAR 53'6" 50-Ton
Flat Car with Load**

- New Roadnames & Roadnumbers
- Realistic Load Included
- 4 Different Numbers for Each Scheme
- Scale Size Handrails & Grab Irons
- Correct Weight for Optimum Operation
- Correct Trucks
- Metal RP-25 Wheels
- Magnetic Knuckle Couplers
- Assembled or Kit Versions



Time-Saver® Kits, \$17.00 Each
Fall 2007 Delivery

- 920-54475 ACL* #77000 w/Generators
- 920-54476 ACL* #77042 w/Generators
- 920-54477 MKT #13701 w/Generators
- 920-54478 MKT #13719 w/Generators
- 920-54479 EJ&E #6575 w/Generators
- 920-54480 EJ&E #6701 w/Generators
- 920-54481 N&W #32807 w/Grain Wagon Boxes & Chassis
- 920-54482 N&W #32826 w/Grain Wagon Boxes & Chassis

- 920-54483 KCS #1053 w/Grain Wagon Boxes & Chassis
- 920-54484 KCS #1109 w/Grain Wagon Boxes & Chassis
- 920-54485 WM* #2605 w/Generators
- 920-54486 WM* #2629 w/Generators
- 920-54487 Undecorated w/Generators
- 920-54488 Undecorated w/Grain Wagon Boxes & Chassis

Ready to Run, \$29.98 Each
Winter 2007-08 Delivery

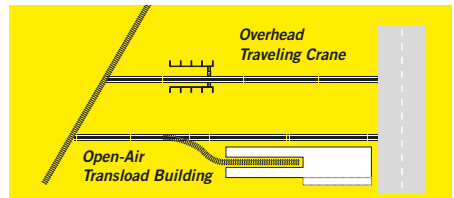
- 920-54525 ACL* #77105 w/Generators
- 920-54526 ACL* #77146 w/Generators
- 920-54527 MKT #13711 w/Generators
- 920-54528 MKT #13725 w/Generators

- 920-54529 EJ&E #6673 w/Generators
- 920-54530 EJ&E #6759 w/Generators
- 920-54531 N&W #32815 w/Grain Wagon Boxes & Chassis
- 920-54532 N&W #32843 w/Grain Wagon Boxes & Chassis
- 920-54533 KCS #1099 w/Grain Wagon Boxes & Chassis
- 920-54434 KCS #1167 w/Grain Wagon Boxes & Chassis
- 920-54535 WM* #2614 w/Generators
- 920-54536 WM* #2640 w/Generators
- 920-54537 Undecorated w/Generators
- 920-54538 Undecorated w/Grain Wagon Boxes & Chassis



Open Loads for Exciting Operations

Too awkward for a box car? Too tall for a gondola? When your railroad is called on to move big, heavy loads you'll be ready with these colorful flat cars. There are a huge variety of colorful loads available for easy customizing, along with trackside facilities to make loading/unloading fast and easy.



Cornerstone Series® Kit
HO Overhead Traveling Crane
933-3102 \$14.98



Cornerstone Series Kit
HO Open-Air Transload Building
933-2918 \$39.98

Cornerstone Series Kit
HO State Line Farm Supply
933-2912 \$34.98



SceneMaster™
HO American Farm Machinery Plow & Planter
433-1625 \$9.00

SceneMaster
HO American Farm Machinery Tractors
433-1627 \$9.00

WALTHERS

Reserve any product by calling 1-800-487-2467 Visit walthers.com for more model information

PROTO
1000
SERIES™

From Walthers




Different Roadnumber Shown

PROTO 1000™
HO USRA 50-Ton
Drop-Bottom
Composite Gondola

Fall 2007 Delivery

- Ready to Run
- New Roadnames & Roadnumbers
- Magnetic Knuckle Couplers
- Fits Steam Era
- Non-Magnetic Blackened-Metal Wheelsets



Single Cars, \$9.98 Each
920-37051 MILW
920-37052 CB&Q
920-37053 SLSF (Frisco)
920-37054 ACL*

920-37055 ATSF
920-37056 IC
920-37057 CNW†
920-37058 GN
920-37059 NYC*

920-37060 UP†
920-37061 Rock Island
920-37062 C&O*
920-37050 Undecorated

Limited-Run Two-Packs, \$19.98
920-237051 MILW
920-237052 CB&Q
920-237053 SLSF (Frisco)
920-237054 ACL*

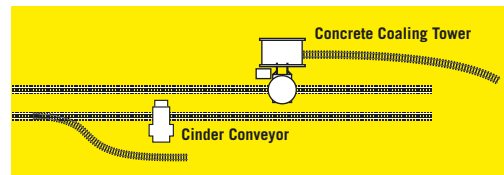
920-237055 ATSF
920-237056 IC
920-237057 CNW†
920-237058 GN
920-237059 NYC*

920-237060 UP†
920-237061 Rock Island
920-237062 C&O*



New Ways to Move Bulk Loads on Your Steam-Era Layout

A steam-era classic, these cars were equally at home moving coal, ash, stone and other bulk products that didn't require protection from the weather. With drop-bottom doors for fast unloading, they were popular with all kinds of customers, which you can add along your right-of-way with these kits.



Cornerstone Series Kit HO Concrete Coaling Tower
[933-3042](#)
\$39.98



Cornerstone Series Kit HO Overhead Traveling Crane
[933-3102](#)
\$14.98



Cornerstone Series™ Kit HO Wood Coaling Tower
[933-2922](#)
\$49.98

Cornerstone Series Kit HO New River Mining Company
[933-3017](#)
\$36.98



Cornerstone Series Kit HO Cinder Conveyor & Ash Pit
[933-3181](#)
\$24.98



Gold Line™ HO USRA 46' Steel Gondola
[932-7466](#) Series

Choose from twenty paint schemes – listed online at [walthers.com](#)



Life-Like SceneMaster™ HO Industrial Machinery Load
[433-1663](#) \$9.75

See more freight car loads online at [walthers.com](#)

*Union Pacific licensed product

WALTHERS

PROTO
1000
SERIES™
From Walthers




PROTO 1000™
HO 100-Ton
Three-Bay Open Hopper
Fall 2007 Delivery



920-37009

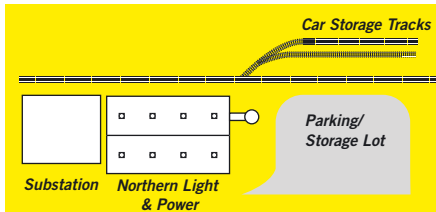
- Ready to Run
- New Roadnames & Roadnumbers
- Magnetic Knuckle Couplers
- Great for 60s or Later Coal Trains
- Non-Magnetic Blackened-Metal Wheelsets



- Single Cars, \$9.98 Each**
- 920-37001 PRR
 - 920-37002 NYC*
 - 920-37003 L&N*
 - 920-37004 MILW
 - 920-37005 S00
 - 920-37006 IC
 - 920-37007 N&W
 - 920-37008 C&O*
 - 920-37009 B&O*
 - 920-37010 Chessie*/B&O*
 - 920-37011 SLSF
 - 920-37012 RDG
 - 920-37013 CR
 - 920-37014 PC
 - 920-37000 Undecorated
- Limited-Run Two-Packs, \$19.98**
- 920-237001 PRR
 - 920-237002 NYC*
 - 920-237003 L&N*
 - 920-237004 MILW
 - 920-237005 S00
 - 920-237006 IC
 - 920-237007 N&W
 - 920-237008 C&O*
 - 920-237009 B&O*
 - 920-237010 Chessie*/B&O*
 - 920-237011 SLSF
 - 920-237012 RDG
 - 920-237013 CR
 - 920-237014 PC



Classic Coal Carriers
Building an authentic unit train is easy with your new 100-Ton Hoppers, which can be put to work moving coal from mines to large industrial customers like these.



Cornerstone Series Kit
HO Northern Light & Power Substation
933-3025 \$26.98



Cornerstone Series® Kit
HO Northern Light & Power
933-3021 \$32.98



Cornerstone Series Kit
HO High-Voltage Transmission Towers
933-3121 \$15.98

Gold Line™
HO Bethlehem 4,000 Cubic Foot Three-Bay Hopper Six-Pack
932-7850 Series**



Classic Kits™
HO 49' Quad Hopper
932-4900 Series**



**Choose from eight roadnames – listed online at walthers.com

PROTO
1000
SERIES™

From Walthers



PROTO 1000™
HO Evans 50'
High-Roof Box Car

Fall 2007 Delivery



920-37105



PC



CR



CN



WP†



CR

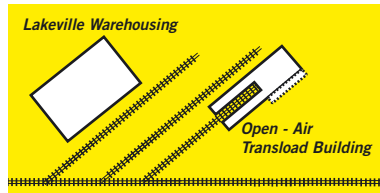
Single Cars, \$9.98 Each
920-37101 PC
920-37102 CR (green)
920-37103 CR (brown)
920-37104 CN
920-37105 WP†
920-37100 Undecorated

Limited-Run Two-Packs, \$19.98
920-237101 PC
920-237102 CR (green)
920-237103 CR (brown)
920-237104 CN
920-237105 WP†



Update Your Freight Service

Built for newsprint service, the Evans 50' box cars are also well suited to moving large bulky loads like appliances and palletized loads. They can be found at all kinds of modern industries, which are easy to add to your railroad with these kits.



Cornerstone Series® Kit
HO Open-Air Transload Building

[933-2918](#) \$39.98



Cornerstone Series Kit
HO Lakeville Warehousing

[933-2917](#) \$44.98



PROTO 2000™
HO 50' Single-Door Box Car

[920-54276](#) Series Assembled Cars**;
[920-54251](#) Series Time-Saver® Kits**



Classic Kits™
HO FGE 50' Insulated Box Car

[932-4771](#) Series**



Gold Line™
HO Gunderson 50' High-Cube Paper-Service Box Car

[932-7100](#) Series**

**Check out the long list of roadnames online at walthers.com
†Union Pacific licensed product




Cornerstone Series Kit HO Through Plate-Girder Bridge

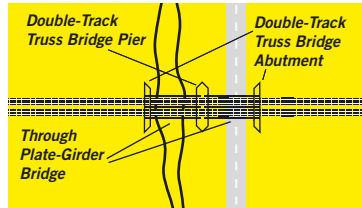
Spring 2007 Delivery

[933-2948](tel:933-2948) \$19.98

- Build as Single or Double Track
- Fits Steam or Diesel Era
- North American Prototype
- Matches Bridge from Art Deco Highway Underpass ([933-3190](tel:933-3190), sold separately)



Cross Natural or Man-Made Obstacles
Having the right bridges for your railroad makes it easy to cross everything from a lazy stream to a busy superhighway. Here are some ideas to get you started, along with authentic details like piers to complete your scene.



Cornerstone Series Kit HO Double-Track Truss Bridge
[933-3012](tel:933-3012) \$21.98



Cornerstone Series Kit HO Art Deco Underpass
[933-3190](tel:933-3190) \$24.98



Cornerstone Series Kit HO Single-Track Truss Bridge
[933-3185](tel:933-3185) \$24.98



Cornerstone Series HO Bridge Abutment for Double-Track Truss Bridge
[933-1040](tel:933-1040) \$8.98



Cornerstone Series HO Bridge Pier for Double-Track Truss Bridge
[933-1041](tel:933-1041) \$12.98



Cornerstone Series Kit HO Trestle w/Deck-Girder Bridge
[933-3147](tel:933-3147) \$24.98



Reserve any product by calling 1-800-487-2467 Visit walthers.com for more model information



**Cornerstone Series Kit
HO "Pneumatic" Crossing Gates**

Fall 2007 Delivery

[933-2312](#) Crossing Gates pkg(2) \$24.98

- Classic Steam-Era Design
- North American Prototype
- Moving Parts — Use With Any Drive System

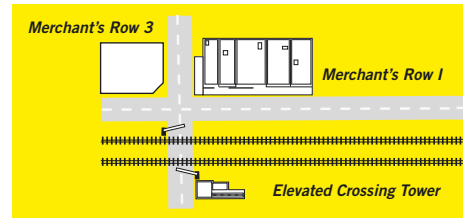


Put More Life in Street Scenes

As cities grew, railroads often found their lines surrounded by new buildings and streets. With these and other accessories, you can easily build authentic street scenes and right-of-ways for your favorite modeling era.



**Cornerstone Series Kit
HO Brick Street System**
[933-3139](#) \$12.98



933-1095 933-1092

**Cornerstone Series Built-ups
HO Double-Arm Lamp**

[933-1095](#) \$9.98

HO Concrete Column Street Lamps pkg(2)

[933-1092](#) \$9.98



**Cornerstone Series Built-ups
HO Elevated Crossing Tower**
[933-2833](#), [2834](#) & [2835](#) \$34.98



**Cornerstone Series Kit
HO Merchant's Row I**
[933-3028](#) \$29.98



**Cornerstone Series Kit
HO Merchant's Row III**
[933-3064](#) \$19.98

WALTHERS



Built-ups



Cornerstone Series Built-ups HO Working Street Lamps

Fall 2007 Delivery


- North American Prototypes
- Perfect for Post-60s Scenes
- Easy Pin-Socket Mounting on Most Lamps
- Interchangeable with Other Cornerstone Series Street Lamps

[933-2308](#) Single-Arm Tear Drop Street Light \$12.98

[933-2309](#) Double-Arm Tear Drop Street Light \$15.98

[933-2310](#) Short-Arm Street Light – Wall Mount \$12.98

[933-2311](#) Long-Arm Street Light \$15.98



933-2308



933-2309



933-2310



933-2311



Bright Ideas to Detail Your Railroad

Working lights can be used to showcase all kinds of scenes along your railroad. Here are some ideas to help you create authentic streets, station platforms, parks, highways and more.



Cornerstone Series Kit
HO Merchant's Row II

[933-3029](#) \$29.98



Cornerstone Series Kit
HO Asphalt Street System

[933-3194](#) \$12.98



Cornerstone Series Built-ups
HO Double-Arm Boulevard Lamp

[933-1080](#) \$9.98



Cornerstone Series Kit
HO Silver Springs Terminal

[933-2934](#) \$39.98



Cornerstone Series Kit
HO Bailey Savings & Loan

[933-3031](#) \$29.98



Cornerstone Series Built-ups
HO Small Street Lamps pkg(2)

[933-1082](#) \$10.98



Division of
Wm. K. Walther's, Inc.



[433-1983](#) Apple Trees



[433-1992](#) Pruned Trees



[433-1993](#) Pruned Trees



[433-1995](#) Pruned Trees

Scenery
**Life-Like
SceneMaster™
Trees**

- Perfect for any Landscaping Project
- Multiple Heights
- Lifelike Appearance



[433-1984](#) Barren Trees



[433-1988](#) Evergreen Trees

Summer 2007 Delivery

- [433-1983](#) Apple Trees w/Fruit 3" pkg(4) \$10.98
- [433-1992](#) Pruned Trees 2-1/2" pkg(4) \$9.00
- [433-1993](#) Pruned Trees 3-1/2" pkg(3) \$9.00
- [433-1994](#) Pruned Trees 4-1/2" pkg(3) \$9.98
- [433-1995](#) Pruned Trees 6" pkg(3) \$9.98

Fall 2007 Delivery

- [433-1991](#) Green Trees 8" pkg(2) \$12.98
- [433-1984](#) Barren Trees 3" pkg(4) \$9.00
- [433-1985](#) Barren Trees 5" pkg(4) \$10.98
- [433-1986](#) Barren Trees 6" pkg(2) \$10.98
- [433-1987](#) Evergreen Trees 2" pkg(5) \$9.00
- [433-1988](#) Evergreen Trees 5" pkg(4) \$9.00

Trees are not shown to scale.



Put Some Greenery in Your Scenery

Ideal for layouts, dioramas or school projects, SceneMaster Trees are just the beginning! Add these kits and accessories to build a complete scene quickly and easily.



**Cornerstone Series Kit
HO Art Deco Underpass**
[933-3190](#)
\$24.98



**Cornerstone Series Kit
HO Brick Street System**
[933-3139](#) \$12.98



**Life-Like SceneMaster
HO City Scene Essentials**
[433-1677](#) \$11.98



**Cornerstone Series Kit
HO Street System Arched Road Bridge**
[933-3196](#)
\$24.98



**Cornerstone Series Built-Ups
HO Small Street Lamps pkg(2)**
[933-1082](#) \$10.98



**Life-Like SceneMaster
HO Construction Set Scene Essentials**
[433-1322](#) \$11.98



**Life-Like SceneMaster
HO Road Work Scene Essentials**
[433-1675](#) \$11.98



Life-Like SceneMaster Ground Cover
[433-1043](#) Series \$8.25



**Life-Like SceneMaster™
Maple Trees w/Bendable
Armatures 3-4" pkg(4)**
[433-1975](#) \$9.25

WALTHERS

N Scale
STEAM COLLECTION™
HERITAGE
STEAM COLLECTION
 From Walthers



H0 Model Shown

PROTO N Heritage
USRA 0-8-0
 Summer 2007 Delivery
\$175.00 Each

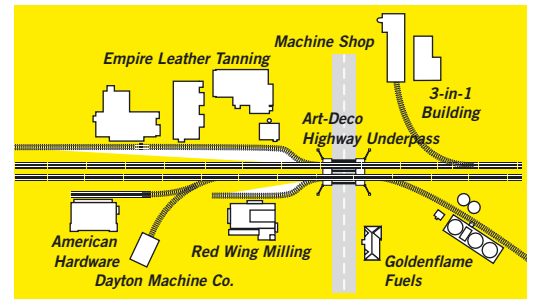
- 920-90000 CB&Q #545
- 920-90001 CB&Q #549
- 920-90002 ERIE #124
- 920-90003 ERIE #132
- 920-90004 NKP #206
- 920-90005 NKP #207
- 920-90006 NP #1171
- 920-90007 NP #1173
- 920-90008 NYC* #7744
- 920-90009 NYC* #7829
- 920-90010 SOU #1882
- 920-90011 SOU #1885
- 920-90012 Painted, Unlettered

- All-New Model
- All Drivers Geared
- Traction Tires for Superior Pulling Power
- All-Wheel Electrical Pickup on Loco & Tender
- DCC Ready – Socket in Tender
- Railroad-Specific Details
- Accumate® Knuckle Couplers
- Flywheel Equipped for Smooth Operation
- Constant Intensity & Directional Headlights
- RP-25 Contour Wheels Allow Operation on All Brands of Code 55 or Larger Rail
- Heavy Diecast, Split-Frame Chassis
- Three-Pole Skew-Wound Motor



Put Your New 0-8-0s to Work

USRA 0-8-0s formed the backbone of many roads' steam switcher fleets into the 1950s. Modeling the freight yards, coach yards, transfer jobs and industrial districts they called home is easy with the wide range of structures and accessories available.



Cornerstone Series® Kit N American Hardware Supply
[933-3253](#) \$44.98



Cornerstone Series Kit N Red Wing Milling
[933-3212](#) \$32.98



Cornerstone Series Built-ups N Dayton Machine Co.
[933-2606](#) \$37.98



Cornerstone Series Kit N Art Deco Highway Underpass
[933-3800](#) \$24.98



Cornerstone Modulares™ N Empire Leather Tanning
[933-3299](#) \$99.98




Cornerstone Series Kit N Goldenflame Fuel Co.
[933-3246](#) \$44.98



Cornerstone Series Kit N Machine Shop
[933-3264](#) \$44.98



Cornerstone Modulares N 3-in-1 Building Set #1
[933-3295](#) \$29.98



HO Model Shown



PROTO N Heritage
N Y-3 2-8-8-2

Fall 2007 Delivery

- Now Available With or Without Quantum® Sound & DCC
- Traction Tires for Superior Pulling Power

- Electrical Pickup on Loco & Tender
- Accumate® Knuckle Couplers
- Flywheel Equipped for Smooth Operation
- Constant Intensity & Directional Headlights

- Five-Pole Skew-Wound Motor
- Heavy Diecast, Split-Frame Chassis
- RP-25 Contour Wheels Allow Operation on All Brands of Code 55 or Larger Rail

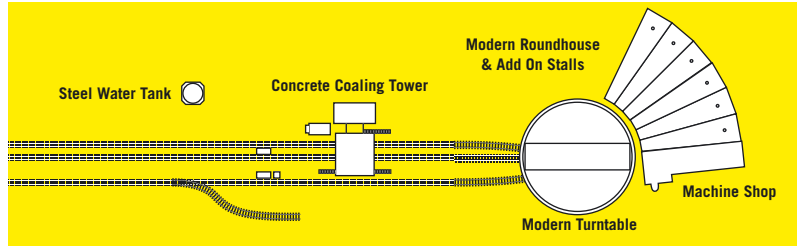
Quantum Sound & DCC Equipped, \$325.00 Each
 920-90100 ATSF #1792
 920-90101 ATSF #1794
 920-90102 N&W #2012
 920-90103 N&W #2037
 920-90104 PRR #374
 920-90105 PRR #375
 920-90106 UP† #3670
 920-90107 UP† #3672
 920-90108 Virginian #738
 920-90109 Virginian #740
 920-90110 Painted, Unlettered

Standard DC, \$225.00 Each
 • DCC Ready – Socket in Tender
 920-96100 ATSF #1797
 920-96102 N&W #2040
 920-96104 PRR 377
 920-96106 UP† #3674
 920-96108 Virginian #741
 920-96110 Painted, Unlettered



Big Power for Big Jobs

For moving coal, ore and other heavy loads, few engines could match the work done by the mighty 2-8-8-2s. Here are just a few of the steam-era structures and accessories available to help you model this fascinating period in railroad history.



Cornerstone Series Kit
N Modern Roundhouse
[933-3260](#)
 \$59.98



Cornerstone Series®
Built-ups N 130' Modern Turntable
[933-2613](#)
 \$299.98



Quantum Engineer Sound Control
[920-5990](#) \$54.98



Cornerstone Series
Built-ups N Trackside Structures Set
[933-2600](#)
 \$29.98



Cornerstone Series Kit
N Modern Coaling Tower
[933-3262](#)
 \$39.98




Cornerstone Series
Built-ups N Steel Water Tank
[933-2601](#)
 \$29.98



Cornerstone Series Kit
N Machine Shop
[933-3264](#)
 \$44.98



N General Steel Castings GSC 54' Flat Car
[932-8207](#) Series**



N 45' Logging Flat Car
[932-8857](#) Series**

Accumate® couplers are made under license from Accurail, Inc.
 **Check out the selection of roadnames at walthers.com
 †Union Pacific licensed product




PROTO N™
N Alco RS-2
 Summer 2007 Delivery
 \$99.98 Each

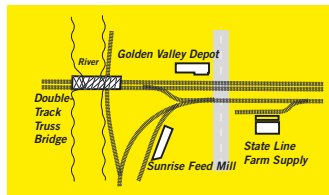


920-75115

- All-New Model
 - Accumate® Knuckle Couplers
 - DCC-Friendly Mechanism w/Clip-Fit Circuit Board
- All Wheel Drive & Electrical Pickup
 - Dual Machined Brass Flywheels
 - Constant Intensity & Directional Headlights
- RP-25 Contour Wheels Allow Operation on All Brands of Code 55 or Larger Rail
- Heavy Diecast, Split-Frame Chassis
 - Five-Pole Skew-Wound Motor
- 920-75100 ERIE #906
 - 920-75101 ERIE #913
 - 920-75102 GM&O #1504
 - 920-75103 GM&O #1506
 - 920-75104 GN #204
 - 920-75105 GN #207
 - 920-75106 LV #210
 - 920-75107 LV #212
 - 920-75108 NH #0503
 - 920-75109 NH #0510
- 920-75110 NYC* #8209
 - 920-75111 NYC* #8213
 - 920-75112 SAL* #1608
 - 920-75113 SAL* #1619
 - 920-75114 SOU #2119
 - 920-75115 SOU #2127
 - 920-75117 UP† #1291
 - 920-75118 UP† #1295
 - 920-75119 SLSF #550
 - 920-75120 SLSF #551
 - 920-75116 Undecorated



Keep Freight Moving with these Powerful Diesels
 Bring vintage wayfreights to life with these authentic replicas on your roster. Modeling a complete scene will be fast and fun with these customers at trackside.



Cornerstone Series Built-ups N Golden Valley Depot
 933-2607, 2608 & 2609 \$29.98



Cornerstone Series® Built-ups N Trackside Structures Set
 933-2600 \$29.98



Cornerstone Series Kit N State Line Farm Supply
 933-3808 \$29.98



Cornerstone Series Kit N Double-Track Truss Bridge
 933-3242 \$24.98



Cornerstone Series Built-ups N Sunrise Feed Mill
 933-2615 \$39.98



N General Steel Castings GSC 54' Flat Car
 932-8207 Series**



PROTO N Alco PA-PB
 920-7547 Series**

Accumate® couplers are made under license from Accurall, Inc.
 **Check out the list of roadnames online at walthers.com
 †Union Pacific licensed product



**PROTO N™
N EMD GP18**

Fall 2007 Delivery

\$89.98 Each

- Upgraded Tooling
- Revised DCC-Friendly Mechanism w/Clip-Fit Circuit Board
- High Short Hood
- With or Without Dynamic Brakes as Appropriate
- All Wheel Drive & Electrical Pickup
- Accumate® Knuckle Couplers
- Dual Machined Brass Flywheels
- Constant Intensity & Directional Headlights
- RP-25 Wheels – Operates -Code 55 or Larger Rail
- Heavy Diecast, Split-Frame Chassis
- Five-Pole Skew-Wound Motor



Image Courtesy of Jim Boyd



- 920-75200 IC #9402
- 920-75201 IC #9408
- 920-75202 MP+ #525
- 920-75203 MP+ #527
- 920-75204 N&W #919
- 920-75205 N&W #934
- 920-75206 NKP #702
- 920-75207 NKP #708
- 920-75208 Rock Island #1333
- 920-75209 Rock Island #1347
- 920-75210 SCL* #1059
- 920-75211 SCL* #1064
- 920-75212 Undecorated



Generate More Traffic with New Trackage Industry

Keep your new locos busy along the line with these trackside industries and freight cars to serve them.



Cornerstone Series® Kit N American Hardware Supply

[933-3253](#) \$44.98



Cornerstone Modulars™ N Sterling Consolidated Dairy

[933-3298](#) \$149.98



Cornerstone Series Built-ups N Dayton Machine Co.

[933-2606](#) \$37.98

Accumate® couplers are made under license from Accurail, Inc.
**Check out the list of roadnames online at walthers.com
Union Pacific licensed product



PROTO N EMD E8

[920-34100](#) Series**



N Difco® Dump Car

[932-8600](#) Series**



N General Steel Castings GSC 54' Flat Car

[932-8207](#) Series**



Cornerstone Modulars N 3-in-1 Building Set #2

[933-3297](#) \$39.98



Walthers Passenger Cars
N Pullman-Standard
Streamlined 10-6 Sleeper

Summer 2007 Delivery

\$34.98 Each

- All-New Model
- Matches Plan #4140
- Fully Assembled
- Accumate® Couplers
- Car Name & Number Decals
- Plastic Storage Box
- Drop-In Lighting Kit Available Separately
- Without Skirts
- Fluted or Smooth Sides as Appropriate



932-55033



932-55031 GN (Empire Builder)



932-55032 ATSF



932-55033 CNW (Early Scheme)



932-55034 Amtrak® Phase I



932-55035 SP¹



932-55036 NP



932-55037 PRR (Late Scheme)



932-55038 DRGW† (4-Stripe Scheme)



932-55039 C&O*



932-55040 Rock Island



932-55041 UP¹



932-55042 NYC*


932-55030 Undecorated

N Walthers Streamlined
Car Interior Lighting Kit

Summer 2007 Delivery

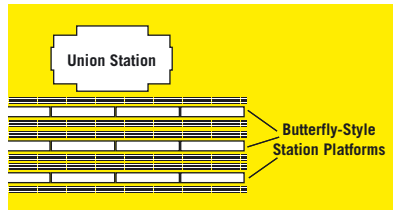
933-1099 \$9.98

- All-New for N Scale



Easy Upgrades for Period
Passenger Service

Refitting your flagship train with new equipment is just the beginning – make sure riders have the best service available with proper station buildings and other facilities like these at every stop along the line.



Cornerstone Series® Kits
N Union Station
[933-3257](#) \$49.98



Cornerstone Series Kits
N Butterfly-Style Station Platforms

[933-3258](#) \$19.98

¹Union Pacific licensed product



Cornerstone Series Built-Ups
N Golden Valley Depot

[933-2607](#), [2608](#) & [2609](#) \$29.98 Each



Cornerstone Series Kit
N Santa Fe-Style Depot w/Freight House

[933-3805](#) \$49.98

WALTHERS


Reserve any product by calling 1-800-487-2467 Visit walthers.com for more model information



Walthers Freight Cars
N GSC
“Commonwealth”
54' Flat Car

Fall 2007 Delivery

- New Roadnames
- Accumate® Magnetic Knuckle Couplers
- Includes Bulkheads as Appropriate for Each Roadname



Different Roadname Shown



Single Cars, \$12.98 Each

- 932-8215 Rock Island
- 932-8216 GN
- 932-8217 CB&Q
- 932-8218 ACL*
- 932-8219 Minneapolis & St. Louis
- 932-8220 SLSF
- 932-8221 ICG

Limited-Run Two-Packs, \$25.98

- 932-28215 Rock Island
- 932-28216 GN
- 932-28217 CB&Q
- 932-28218 ACL*
- 932-28219 Minneapolis & St. Louis
- 932-28220 SLSF
- 932-28221 ICG




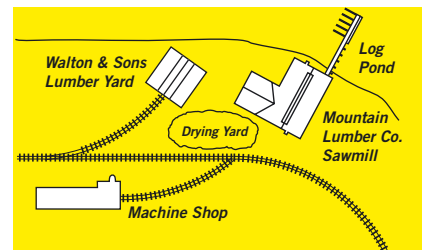
Colorful Variety for Freight Service

Flat cars are a great way to put new variety in your freight operations — simply add the finishing touch with a colorful load, and move them down the line to one of these industries.



Cornerstone Series Kit
N Mountain Lumber Co. Sawmill

[933-3236](#) \$49.98



N 45' Logging Flat Car
[932-8857](#) Series**



N Difco Dump Car
[932-8600](#) Series**



Cornerstone Series Kit
N Machine Shop

[933-3264](#) \$44.98



Cornerstone Series Kit
N Double-Track Truss Bridge

[933-3242](#) \$24.98



Cornerstone Series® Kit
N Walton & Sons Lumber

[933-3235](#) \$29.98



N GSC 54' Flat Car
[932-8207](#) Series**

Accumate® couplers are made under license from Accurail, Inc.

**Check out the selection of roadnames listed online at walthers.com



Walthers Freight Cars **N Difco® Dump Car**

Fall 2007 Delivery

- New Roadnames
- Accumate® Magnetic Knuckle Couplers
- Factory-Applied Wire Handrails

Single Cars, \$14.98 Each

932-8613 CP #455310
 932-8614 Alaska #15804
 932-8615 BN #965290
 932-8616 MP† #55228
 932-8617 UP† #908118
 932-8618 KCS #474

Limited-Run Three-Packs, \$43.98

932-38613 CP #45331, #455416, #455449
 932-38614 Alaska #15828, #15834, #15849
 932-38615 BN #965193, #965229, #965264
 932-38616 MP† #55107, #55140, #55235
 932-38617 UP† #908106, #908114, #908125
 932-38618 KCS #470, #473 & #475

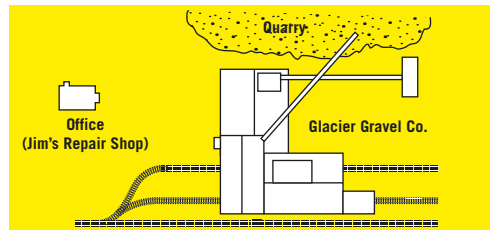


Image Courtesy of Randy J. Thompson



Take On Tough Jobs with these Heavy-Haulers

Versatile additions to any freight car fleet, the Difco dump car can be found working at mines, steel works, quarries and out along the railroad — anywhere there's heavy hauling to be done.



Cornerstone Series Kit N Double-Track Truss Bridge
[933-3242](#) \$24.98



Cornerstone Series Kit N Art Deco Underpass
[933-3800](#) \$24.98




Cornerstone Series Kit® N Jim's Repair Shop
[933-3229](#)
\$17.98



Cornerstone Series Kit N Glacier Gravel Company
[933-3241](#) \$39.98



Cornerstone Series Built-ups N Trackside Structures Set
[933-2600](#) \$29.98



N 45' Logging Flat Car
[932-8857](#) Series**



N GSC 54' Flat Car
[932-8207](#) Series**



N Difco Dump Car
[932-8600](#) Series**

Accumate® couplers are made under license from Accurail, Inc.

**Check out the list of roadnames online at [walthers.com](#)
†Union Pacific licensed product

WALTHERS

Reserve any product by calling 1-800-487-2467 Visit [walthers.com](#) for more model information



Cornerstone Series® Built-ups **N Operating Oil Pump**

Summer 2007 Delivery

[933-2614](#) \$79.98

- Fully Assembled
- Realistic Motion
- Hidden Motor & Gearbox
- Hand Weathered
- Chain Link Fence & Signs
- Fits Steam or Diesel Eras



Cornerstone Series Kit **N Through Plate-Girder Bridge**

Spring 2007 Delivery

[933-3820](#) \$19.98

- Fits Any Era
- Build as Single or Double Track
- North American Prototype



Customize Your Layout Quickly

Building unique layout scenes and operations is a snap with the right accessories — and here are a few ideas of what's available that you can use to expand your empire!



Cornerstone Series Kit
N Double-Track Truss Bridge

[933-3242](#)
\$24.98



Cornerstone Series Kit
N Art Deco Highway Underpass

[933-3800](#)
\$24.98



Cornerstone Series
Built-ups N Track Bumpers

[933-2602](#) & [2605](#)
\$13.98



PROTO N Heritage Steam 2-8-4 Berkshire

[920-90050](#) Series**



PROTO N Alco PA-PB

[920-7547](#) Series**



N Difco® Dump Car

[932-8600](#) Series**



N General Steel Castings GSC 54' Flat Car

[932-8207](#) Series**

Cornerstone Series Built-ups
N Golden Valley Freight House

[933-2610](#), [2611](#) & [2612](#) \$29.98



**Check out the selection of roadnames listed online at [walthers.com](#)




Cornerstone Series® Kit N Gas Storage Tank

Summer 2007 Delivery

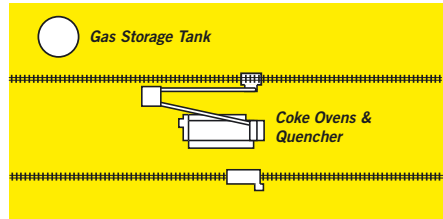
[933-3819](tel:933-3819) \$44.98

- All-New Kit
- Great for City Scenes
- Classic North American Design
- Fits Steam & Diesel Era
- Build Full or Empty
- Detailed Trusses & Steelwork



Must-Have Industry For Steam-Era Railroads

A fixture of city skylines through the late 50s, these big storage tanks marked the location of the local gas works, where coal was baked to produce gas, coke and other byproducts. Large industries such as steel works and railroads often had their own gas plants too.



Cornerstone Series Kit
N Goldenflame Fuel Co.

[933-3246](tel:933-3246) \$44.98



Cornerstone Series Kit N Coke Ovens & Quencher

[933-3806](tel:933-3806) \$79.98



PROTO N Heritage Steam
Collection™
N 2-8-4 Berkshire
[920-90050](tel:920-90050) Series
More info and roadnames
online at walthers.com



Cornerstone Series Kit N Yard Office & Shed

Fall 2007 Delivery

[933-3822](#) \$44.98

- Fits Steam or Diesel Era
- Two Complete Structure Kits
- Milwaukee Road Prototype
- Great Addition to Any Yard or Large Industry Complex
- Decal Signs Included



Cornerstone Series Kit N Gateman's Tower

Fall 2007 Delivery

[933-3811](#) \$23.98

- Fits Steam and Diesel Eras
- Parts for Two Complete Kits
- Authentic Milwaukee Road Prototype
- Decal Signs Included



Build a More Realistic Right-of-Way

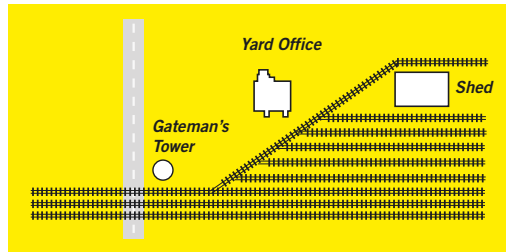
Buildings help set the time and place for your railroad, and can expand freight or passenger operations. Here are just a few ideas to get you started!



Cornerstone Series Kit
N Union Station
[933-3257](#)
\$49.98



Cornerstone Series
Build-ups
N Trackside Structures Set
[933-2600](#)
\$29.98



N General Steel Castings GSC
54' Flat Car
[932-8207](#) Series**



Cornerstone Series Build-ups
N Steel Water Tank
[932-2601](#) \$29.98



PROTO N EMD E8
[920-34100](#) Series**

Cornerstone Modulares™
N Sterling Consolidated Dairy
[933-3298](#)
\$149.98



N Difco® Dump Car
[932-8600](#) Series**



PROTO N Heritage Steam 2-8-4 Berkshire
[920-90050](#) Series**

**Check out the list of roadnames online at [walthers.com](#)



Cornerstone Series Kit N Modern Water Tower

Spring 2007 Delivery

[933-3814](#) \$17.98

- Perfect for Post-60s Towns
- Realistic Weld Lines
- Access Door & Overflow Pipe Details
- Decal Signs Included



Cornerstone Series Kit N City Water Tower

Summer 2007 Delivery

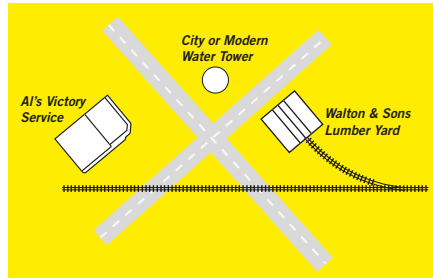
[933-3815](#) \$29.98

- Fits Steam or Diesel Eras
- Pre-Cut Wire Bracing
- Latticework Support Legs & Caged Ladder
- Decal Lettering Included



Super City Details

Transform a major metropolitan area or a small town with these handsome buildings and accessories!



Cornerstone Series Built-ups N Trackside Structures Set
[933-2600](#) \$29.98



Cornerstone Modulares™ N 3-in-1 Building Set #1
[933-3295](#) \$29.98

H0 Parts Shown



PROTO N Heritage Steam 2-8-4 Berkshire
[920-90050](#) Series**

Cornerstone Series Kit
N Walton & Sons Lumber Co.
[933-3235](#)
\$29.98



N General Steel Castings
GSC 54' Flat Car
[932-8207](#) Series**



PROTO N F-M C-Liner
[920-34087](#) Series**

Cornerstone Series Kit
N AI's Victory Service
[933-3243](#)
\$24.98



**Check out the list of roadnames online at [walthers.com](#)

WALTHERS

Reserve any product by calling 1-800-487-2467 Visit [walthers.com](#) for more model information

Back by Popular Demand

But Only for a Short Time



- Complete Re-Issue of the Original Kits
- Available Only by Advance Order
- HO & N Scale Models
- Visit walthers.com for Future Releases in 2007-08
- Reserve Immediately!

Here's your chance to complete your collection of retired (and sometimes hard to find) Walther's Cornerstone Series kits!

Throughout 2007 and 2008, we'll be re-running some of the most requested structures and accessories produced in past years in both HO and N Scales.

But don't delay — only enough kits will be made to fill advance orders.

Each month, we'll announce new selections at walthers.com, along with order deadlines and other details.

The series begins this fall with these kits:

N Scale
Farmer's Co-Op
[933-3238](tel:933-3238)
\$29.98



HO Scale
Reliable Warehouse
[933-3014](tel:933-3014)
\$32.98



HO Scale
North Island Refinery
[933-3013](tel:933-3013)
\$44.98

WALTHERS

Watch for More New Walthers Products Coming Soon!

We hope you enjoyed your first look at these new items that will start arriving this spring — *and there's still more to come in the months ahead!*

Right now we're hard at work on some great projects including...

Our next complete streamlined passenger train in HO...

A new HO collection of Cornerstone Series® kits to model one of the most popular trackside industries...

A great selection of kits, cars, locos and more for HO and N Scales

All coming in the winter and spring of 2007-08!

And don't forget to watch for our special 75th Anniversary items coming soon!

Check with your dealer, watch your mailbox or visit us online at walthers.com for more information as it becomes available.





WALTHERS

Reserve any product by calling 1-800-487-2467 Visit walters.com for more model information