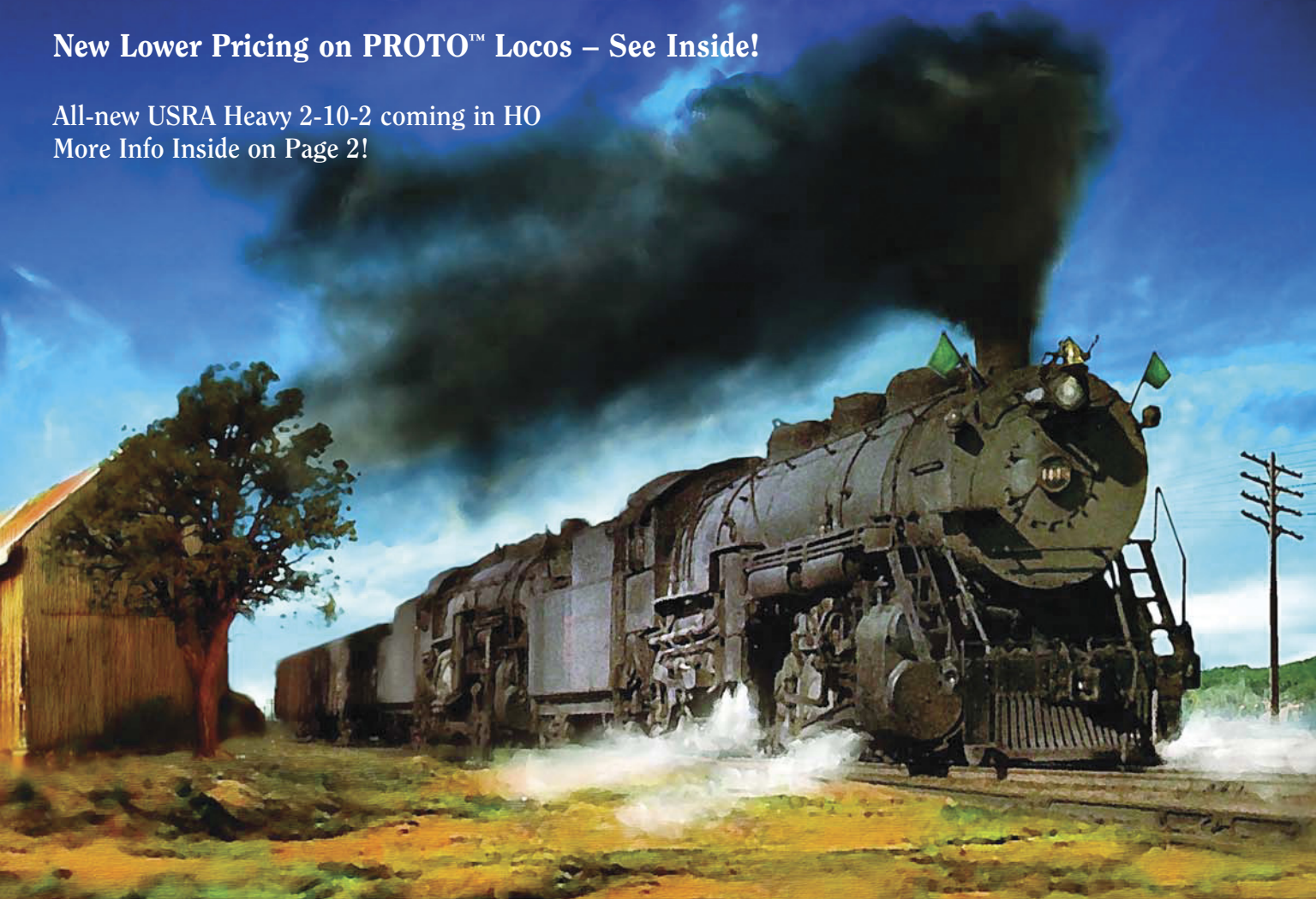


WALTHERS & LIFE-LIKE

New Lower Pricing on PROTO™ Locomotives – See Inside!

All-new USRA Heavy 2-10-2 coming in HO
More Info Inside on Page 2!



Complete New Product Guide
2006-2007

Welcome Aboard!

*This is an exciting year for Walthers and Life-Like
with over 700 new items coming in 2006-2007!*

*This complete New Products Guide lists every new item, along with basic
information and illustrations to help you start planning future modeling projects.*

*Be sure to visit our Web site at walthers.com for model photos,
more details and delivery updates as soon as they're available.*

CONTENTS

H0 Scale

Proto 2000 Heritage Steam Locos	2
Proto 2000 Locos	4
Proto 1000 Locos	7
Walthers Passenger Cars	9
Walthers Platinum Line™ Cabooses	12
Walthers Gold Line™ Freight Cars	13
Proto 2000 Freight Cars	18
Walthers Cornerstone Series® Structures	20
Walthers Cornerstone Modulares™	25
Walthers Cornerstone Series Accessories	27

N Scale

Proto 2000 Heritage Steam Locos	28
Proto N Locos	28
Walthers Passenger Cars	30
Walthers Freight Cars	31
Walthers Cornerstone Series® Structures	32
Walthers Cornerstone Modulares™	35

SceneMaster™

Scene Essentials	37
Accessories	38

***Reserve any product by calling 1-800-487-2467
visit walthers.com for more model information.***



From Walthers

- Available With or Without Sound
- Fully Assembled
- Hand-Applied Details
- Authentic Paint & Lettering
- Weighted for Maximum Traction
- RP-25 Wheels
- Multi-Wheel Electrical Pick-Up
- 5-Pole Motor with Skew-Wound Balanced Armature
- Precisely Meshed Gears
- Magnetic Knuckle Couplers
- History Booklet & Certificate of Quality



ALCO Historic Photo Collection of Eugene L. Huddleston

USRA Heavy 2-10-2

\$425.00 w/Sound & DCC

\$325.00 Standard DC

1st Release – Fall 06

2nd Release – Winter 06-07

- All-New – 1st Time in Plastic!
- Available With or Without Sound & DCC
- Sound operates with standard DC or DCC controllers. Features Steam Sounds, Whistle, Bell, Squealing Brakes, Doppler Effect, Generator Whine and Trailer mode to mute whistle and bell for double-heading.
- Separate Traction Tires for Maximum Pulling Power
- History Booklet & Certificate of Quality

1st Release

PRR

- 920-60000 #7190 w/Sound & DCC
- 920-60001 #7326 w/Sound & DCC
- 920-60002 #8263 Standard DC
- 920-60003 #8360 Standard DC

Erie

- 920-60004 #4212 w/Sound & DCC
- 920-60005 #4217 w/Sound & DCC
- 920-60006 #4214 Standard DC
- 920-60007 #4224 Standard DC

Colorado & Southern

- 920-60008 #905 w/Sound & DCC
- 920-60009 #906 w/Sound & DCC
- 920-60010 #908 Standard DC
- 920-60011 #909 Standard DC

Unlettered

- 920-60012 w/Sound & DCC
- 920-60013 Standard DC

2nd Release

CB&Q

- 920-60014 #1 w/Sound & DCC
- 920-60015 #2 w/Sound & DCC
- 920-60016 #3 Standard DC
- 920-60017 #4 Standard DC

IC

- 920-60018 #1 w/Sound & DCC
- 920-60019 #2 w/Sound & DCC
- 920-60020 #3 Standard DC
- 920-60021 #4 Standard DC

Bessemer & Lake Erie

- 920-60022 #1 w/Sound & DCC
- 920-60023 #2 w/Sound & DCC
- 920-60024 #3 Standard DC
- 920-60025 #4 Standard DC

Unlettered

- 920-60026 w/Sound & DCC
- 920-60027 Standard DC



Y-3 2-8-8-2

\$495.00 w/Sound & DCC

\$395.00 Standard DC

Summer 06

- Now Available With or Without Sound & DCC
- Sound operates on standard DC or DCC systems. Features Dual Steam Engine Sounds, Whistle, Bell, Squealing Brakes, Doppler Effect, Generator Whine and Trailer mode to mute whistle and bell for double-heading.

- Now with Separate Traction Tires for Maximum Pulling Power
- 200 Hand-Applied Details
- Detailed Cab Interior w/Operating Windows
- Constant & Directional Lights
- Handles 18" Radius Curves & #4 Turnouts!
- Slow Speed Under 3 Scale MPH; Fast speed to 65 Scale MPH
- 16-Wheel Drive and 24-Wheel Electrical Pick-Up
- Dual Flywheels

ATSF

- 920-32000 #1792 w/Sound & DCC
- 920-32001 #1794 w/Sound & DCC
- 920-32002 #1797 Standard DC

N&W

- 920-32003 #2012 w/Sound & DCC
- 920-32004 #2037 w/Sound & DCC
- 920-32005 #2040 Standard DC

PRR

- 920-32006 #374 w/Sound & DCC
- 920-32007 #375 w/Sound & DCC
- 920-32008 #377 Standard DC

UP¹

- 920-32009 #3670 w/Sound & DCC
- 920-32010 #3672 w/Sound & DCC
- 920-32011 #3674 Standard DC

Virginian

- 920-32012 #738 w/Sound & DCC
- 920-32013 #741 w/Sound & DCC
- 920-32014 #740 Standard DC

Unlettered

- 920-32015 w/Sound & DCC
- 920-32016 Standard DC

¹Union Pacific licensed product

WALTHERS

Reserve any product by calling 1-800-487-2467 – visit walthers.com for more model information.

HO PROTO 2000™ HERITAGE STEAM



From Walthers

- Available With or Without Sound
- Fully Assembled
- Hand-Applied Details
- Authentic Paint & Lettering
- Weighted for Maximum Traction
- RP-25 Wheels
- Driver & Tender Electrical Pick-Up
- 5-Pole Motor with Skew-Wound Balanced Armature
- Precisely Meshed Gears
- Magnetic Knuckle Couplers
- History Booklet & Certificate of Quality



USRA 0-6-0

\$325.00 w/Sound & DCC

\$225.00 Standard DC

Summer 06

- Now Available With or Without Factory-Installed Sound & DCC
- Sound operates on standard DC or DCC systems. Features Steam Engine Sounds, Whistle, Bell, Squealing Brakes, Doppler Effect, Generator Whine and Trailer mode to mute whistle and bell.
- Now with Traction Tires – Pulls 60 or More Cars
- Slow Speed Under 3 Scale Miles Per Hour – 59 Scale Miles Per Hour Fast Speed
- Over 120 Hand-Applied Details
- Operating Cab Windows & Meticulously Detailed Cab Interior
- Tender Coal Bunker Style Appropriate to Road
- Constant, Directional Lights
- Cast Metal Rods & Valve Gear
- Handles 18" Radius Curves & #4 Turnouts

ACL*

- 920-31764 #1139 w/Sound & DCC
- 920-31765 #1143 w/Sound & DCC
- 920-31766 #1145 Standard DC

CNW†

- 920-31767 #2608 w/Sound & DCC
- 920-31768 #2614 w/Sound & DCC
- 920-31769 #2618 Standard DC

Gulf, Mobile & Ohio

- 920-31770 #43 w/Sound & DCC
- 920-31771 #56 w/Sound & DCC
- 920-31772 #62 Standard DC

CNJ

- 920-31773 #104 w/Sound & DCC
- 920-31774 #106 w/Sound & DCC
- 920-31775 #108 Standard DC

PRR

- 920-31776 #7030 w/Sound & DCC
- 920-31777 #7258 w/Sound & DCC
- 920-31778 #9212 Standard DC

Rock Island

- 920-31779 #281 w/Sound & DCC
- 920-31780 #284 w/Sound & DCC
- 920-31781 #282 Standard DC

Unlettered

- 920-31782 w/Sound & DCC
- 920-31783 Standard DC



2-8-4 Berkshire

\$410.00 w/Sound & DCC

\$310.00 Standard DC

Fall 06

- Roadname-Specific Detailing
- Nickel-Silver RP-25 Wheels
- Driver & Tender Electrical Pickup
- Working Knuckle Couplers Front & Rear
- Constant, Directional Lights
- Powerful, Flywheel-Equipped Five-Pole Motor w/Skew-Wound Armature
- Separate Traction Tires for Maximum Pulling Power

C&O*

- 920-31672 #2744 w/Sound & DCC
- 920-31673 #2759 w/Sound & DCC
- 920-31674 #2746 Standard DC

NKP w/Mars Light & New Pilot Truck

- 920-31675 #772 w/Sound & DCC
- 920-31676 #776 w/Sound & DCC
- 920-31677 #774 Standard DC

Pere Marquette*

- 920-31678 #1235 w/Sound & DCC
- 920-31679 #1239 w/Sound & DCC
- 920-31680 #1236 Standard DC

Unlettered

- 920-31681 w/Sound & DCC
- 920-31682 Standard DC

*Union Pacific licensed product





- Available With or Without Sound
- Heavy Diecast Chassis

- 5-Pole Motor with Skew Wound Armature
- LED Directional Headlights

- Precisely Meshed Worm Gear & Spur Teeth for Silent Running
- Magnetic Knuckle Couplers

From Walthers

EMD High-Hood GP20

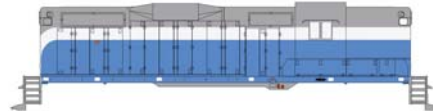
\$225.00 w/Sound & DCC \$125.00 Standard DC
Summer 06

- Factory-Installed Sound & DCC
- Operates with DC power pack or DCC controllers. Sound features include: Diesel Engine Sounds, Horn, Bell, Squealing Brakes, Doppler Effect, Air Let Off (in neutral), Headlight, and Trailer mode which mutes whistle and bell for double-heading.
- New High Short Hood Version
- Prototype Specific Details
- Over 135 Factory-Applied Parts
- Consumer-Applied Parts Pack Included



BN – Green & Black

920-31897 #2002 w/Sound & DCC 920-31898 #2014 w/Sound & DCC
920-31899 #2009 Standard DC 920-31900 #2017 Standard DC



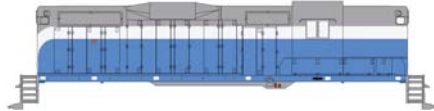
GN – Big Sky Blue

920-31909 #2000 w/Sound & DCC 920-31910 #2005 w/Sound & DCC
920-31911 #2004 Standard DC 920-31912 #2012 Standard DC



WP[†] – Green Stripes

920-31919 #2002 w/Sound & DCC 920-31920 #2005 w/Sound & DCC
920-31921 #2004 Standard DC 920-31922 #2007 Standard DC



BN – Big Sky Blue

920-31901 #2004 w/Sound & DCC 920-31902 #2006 w/Sound & DCC
920-31903 #2003 Standard DC 920-31904 #2015 Standard DC



UP[†]

920-31913 #488 w/Sound & DCC 920-31914 #488 Standard DC

Undecorated

920-31923 w/Sound & DC 920-31924 Standard DC



GN – Green & Orange

920-31905 #2010 w/Sound & DCC 920-31906 #2013 w/Sound & DCC
920-31907 #2007 Standard DC 920-31908 #2016 Standard DC



WP[†] – Silver & Orange

920-31915 #2001 w/Sound & DCC 920-31916 #2008 w/Sound & DCC
920-31917 #2003 Standard DC 920-31918 #2010 Standard DC

EMD High-Hood GP30

\$225.00 w/Sound & DCC \$125.00 Standard DC
Fall 06

- Factory-Installed Sound & DCC
- Operates with DC power pack or DCC controllers. Sound features include: Diesel Engine Sounds, Horn, Bell, Squealing Brakes, Doppler Effect, Air Let Off (in neutral), Headlight, and Trailer mode which mutes whistle and bell for double-heading.
- New High Short Hood Version
- Prototype Specific Details
- Consumer-Applied Parts Pack Included




Photo Courtesy of ©Warren Calloway



N&W – Gothic Herald (Phase 1)

920-40150 #525 w/Sound & DCC 920-40151 #558 w/Sound & DCC
920-40152 #539 Standard DC 920-40153 #542 Standard DC



N&W – Block NW Lettering (Phase 1)

920-40158 #541 w/Sound & DCC 920-40159 #549 w/Sound & DCC
920-40160 #534 Standard DC 920-40161 #563 Standard DC



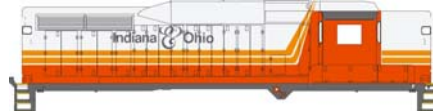
NS (Phase 2)

920-40166 #2598 w/Sound & DCC 920-40167 #2612 w/Sound & DCC
920-40168 #2600 Standard DC 920-40169 #2595 Standard DC




N&W – “Hamburger” Herald (Phase 1)

920-40154 #522 w/Sound & DCC 920-40155 #555 w/Sound & DCC
920-40156 #533 Standard DC 920-40157 #556 Standard DC



Indiana & Ohio Railroad (Phase 2)

920-40162 #81 w/Sound & DCC 920-40163 #82 w/Sound & DCC
920-40164 #81 Standard DC 920-40165 #82 Standard DC



SOU (Phase 2)

920-40170 #2590 w/Sound & DCC 920-40171 #2607 w/Sound & DCC
920-40172 #2593 Standard DC 920-40173 #2623 Standard DC

Undecorated

920-40174 Phase 1 w/Sound & DCC 920-40175 Phase 1 Standard DC
920-40176 Phase 2 w/Sound & DCC 920-40177 Phase 2 Standard DC

[†]Union Pacific licensed product



From Walthers

- Available With or Without Sound
- Heavy Diecast Chassis

- 5-Pole Motor with Skew Wound Armature
- LED Directional Headlights

- Precisely Meshed Worm Gear & Spur Teeth for Silent Running
- Magnetic Knuckle Couplers



EMD E7

Winter 06-07

- Factory-Installed Sound & DCC
- Working Diaphragms
- See-Through Steps
- Visible Interior Bracing

- Operates with DC power pack or DCC controllers. Sound features include: Diesel Engine Sounds, Horn, Bell, Squealing Brakes, Doppler Effect, Air Let Off (in neutral), Headlight, and Trailer mode which mutes whistle and bell for double-heading.
- Side Frames With Floating Journal Covers

- Laser-Quality Paint Schemes & Lettering
- Freight & Passenger Pilots
- A Units feature Cab Interior w/Crew & Molded-On Windshield Wipers
- 12-Wheel Electrical Pickup
- Correct "Bulldog Nose"

- Dual Machined Brass Flywheels
- Prototype Specific Details:
 - Mars Light on Select Models
 - Dual Air Intake Grills
 - Straight or Angled Number Boards
 - Standard or Extended Range Fuel & Water Tanks

A Units Only

\$225.00 w/Sound & DCC

\$125.00 Standard DC



B&O*1

- 920-40525 #1 w/Sound & DCC
- 920-40526 #2 w/Sound & DCC
- 920-40527 #3 Standard DC
- 920-40528 #4 Standard DC



CNW† w/Mars Light

- 920-40529 #5011-A w/Sound & DCC
- 920-40530 #5011-B w/Sound & DCC
- 920-40531 #5018-A Standard DC
- 920-40532 #5018-B Standard DC



CB&Q w/Mars Light†

- 920-40533 #1 w/Sound & DCC
- 920-40534 #2 w/Sound & DCC
- 920-40535 #3 Standard DC
- 920-40536 #4 Standard DC

A-A Sets

\$315.00 w/Sound & DCC (Powered A, Dummy A)

\$205.00 Standard DC (Both Units Powered)



GN Empire Builder w/Mars Light

- 920-40537 #502A & 502B w/Sound & DCC – 1 Each Powered & Dummy
- 920-40538 #503A & 503B Standard DC – Both Units Powered

A-B Sets

\$315.00 w/Sound & DCC (Powered A, Dummy B)

\$205.00 Standard DC (Both Units Powered)



NYC*

- 920-40539 #4000 & 4100 w/Sound & DCC
- 920-40540 #4005 & 4103 w/Sound & DCC
- 920-40541 #4004 & 4104 Standard DC
- 920-40542 #4007 & 4106 Standard DC



PRR

- 920-40543 #5852A & 5258B w/Sound & DCC
- 920-40544 #5853A & 5854B w/Sound & DCC
- 920-40545 #5858A & 5858B Standard DC
- 920-40546 #5859A & 5854B Standard DC



UP† w/Mars Light†

- 920-40547 #1 w/Sound & DCC
- 920-40548 #2 w/Sound & DCC
- 920-40549 #3 Standard DC
- 920-40550 #4 Standard DC

Undecorated w/Mars Light

- 920-40551 A Unit Only w/Sound & DCC
- 920-40552 A Unit Only Standard DC
- 920-40553 A-B Set w/Sound & DCC
- 920-40554 A-B Set Standard DC

* Roadnumbers To Be Determined
 † Union Pacific licensed product





- Available With or Without Sound
- Heavy Diecast Chassis

- 5-Pole Motor with Skew Wound Armature
- LED Directional Headlights

- Precisely Meshed Worm Gear & Spur Teeth for Silent Running
- Magnetic Knuckle Couplers

From Walthers

EMD GP7 – Phase II

\$225.00 w/Sound & DCC

\$125.00 Standard DC

Fall 06

- Factory-Installed Sound & DCC
- Operates with DC power pack or DCC controllers. Sound features include: Diesel Engine Sounds, Horn, Bell, Squealing Brakes, Doppler Effect, Air Let Off (in neutral), Headlight, and Trailer mode which mutes whistle and bell for double heading.
- Prototype Specific Details
- Consumer-Applied Parts Pack Included



Different Roadnumber Shown



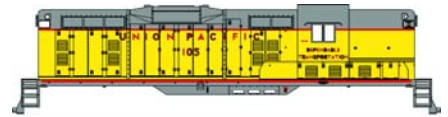
ATSF

- 920-40450 #2837 w/Sound & DCC
- 920-40451 #2849 w/Sound & DCC
- 920-40452 #2831 Standard DC
- 920-40453 #2860 Standard DC



Kansas City Southern

- 920-40462 #157 w/Sound & DCC
- 920-40463 #159 w/Sound & DCC
- 920-40464 #156 Standard DC
- 920-40465 #161 Standard DC



UP[†]

- 920-40474 #105 w/Sound & DCC
- 920-40475 #107 w/Sound & DCC
- 920-40476 #104 Standard DC
- 920-40477 #109 Standard DC



Chessie*/B&O*

- 920-40454 #5608 w/Sound & DCC
- 920-40455 #5611 w/Sound & DCC
- 920-40456 #5618 Standard DC
- 920-40457 #5624 Standard DC



PRR

- 920-40466 #8569 w/Sound & DCC
- 920-40467 #8577 w/Sound & DCC
- 920-40468 #8579 Standard DC
- 920-40469 #8580 Standard DC



WP[†] – Green w/Orange Lettering

- 920-40478 #702 w/Sound & DCC
- 920-40479 #704 w/Sound & DCC
- 920-40480 #703 Standard DC
- 920-40481 #706 Standard DC



C&O*

- 920-40458 #5751 w/Sound & DCC
- 920-40459 #5772 w/Sound & DCC
- 920-40460 #5767 Standard DC
- 920-40461 #5771 Standard DC



Rock Island – Maroon, White Stripes

- 920-40470 #1269 w/Sound & DCC
- 920-40471 #1277 w/Sound & DCC
- 920-40472 #1272 Standard DC
- 920-40473 #1275 Standard DC

[†]Union Pacific licensed product

Quantum Engineer

920-5990 \$54.98 Summer 06

- Enjoy Full Sound Control on DC Layouts
- Pushbutton Operation & Programming
- Operates all Sound, Lights & Automatic Features
- Use with any Loco with Quantum Sound
- Works with any Power Pack
- Easy to Hook-Up & Operate





From Walthers

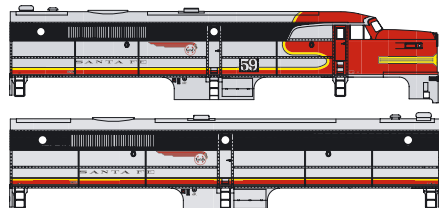
- Heavy Diecast Chassis
- 5-Pole Motor with Skew Wound Armature
- Precisely Meshed Worm Gear & Spur Teeth for Silent Running
- Magnetic Knuckle Couplers
- LED Directional Headlights



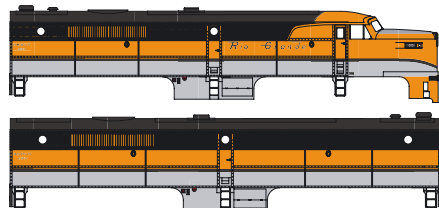
ALCO PA-PB
Spring 06

- DCC Ready
- Powered B Units
- With or Without Mars Light
- With or Without Dynamic Brakes
- Flat or Angled Number Boards
- 2 Styles of Add-on Pilot Doors
- Add-on Rooftop Numberboard
- Close Coupling with Working Diaphragms
- Photo-Etched Radiator Screens
- Air or Water Cooled Exhaust Stacks
- Heavy Diecast Underframe
- All-Wheel Electrical Pick-Up

PA-PB Sets \$179.98



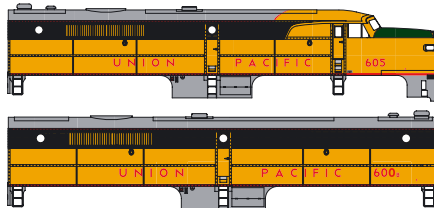
ATSF
920-40100 #59B w/Mars Light & #58A
920-40101 #62B w/Mars Light & #60A




DRGW†
920-40104 #6001 w/Mars Light & #6002
920-40105 #6013 w/Mars Light & #6012



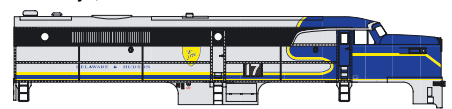
PRR
920-40108 #5756A & #5756B
920-40109 #5759A & #5752B



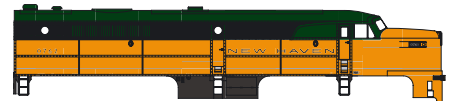
UP†
920-40110 #605 w/Mars Light & #600B
920-40111 #606 w/Mars Light & #606B



ALCO Demonstrator
920-40112 #8375 & 8375B
PAs Only \$89.98



D&H
920-40102 #17 w/Mars Light
920-40103 #19 w/Mars Light



NH
920-40106 #0762
920-40107 #0769



From Walthers

- Magnetic Knuckle Couplers
- Constant & Directional LED Lighting
- Dual Machined Brass Flywheels
- Balanced 5-Pole Skew-Wound Armature
- Separately Applied Pantograph Gates
- Heavy Diecast Chassis

R21-22 New York City Subway Cars

\$185.00 Winter 06-07

- All-New Model



920-31016 4-Car Set: #7070 Powered; #7099, 7113 & 7135 Unpowered



Photo Courtesy of the Joe Testagrose Collection

†Union Pacific licensed product



Reserve any product by calling 1-800-487-2467 – visit walthers.com for more model information.



From Walthers

- Magnetic Knuckle Couplers
- Constant & Directional LED Lighting
- Dual Machined Brass Flywheels
- Balanced 5-Pole Skew-Wound Armature
- Heavy Diecast Chassis



Different Scheme Shown

DL-109

\$75.00 Spring 06

- LED Headlight
- 8-Pin NMRA DCC Plug
- Advanced Coupler Design allows Operation on 18" Radius Curves
- Magnetic Knuckle Couplers
- All-Wheel Drive & Electrical Pick-Up



ATSF
920-31952 #50



CNW[†]
920-31953 #5007A



Gulf, Mobile & Ohio
920-31954 #270 920-31955 #271




MILW
920-31956 #14A 920-31957 #14B



New York, New Haven & Hartford
920-31958 #0708 920-31959 #0709



Rock Island
920-31960 #622 920-31961 #623



SOU
920-31962 #6400 920-31963 #6401
Undecorated
920-31964

EMD F3 A-B

A-B Sets \$145.00
A Units Only \$79.98
Fall 06

- New Paint Schemes
- Both Units Powered
- Different Numbers – Mix & Match for A-B-B-A
- NMRA DCC eight-pin plug
- All-Wheel Drive & Electrical Pickup
- Directional LED Headlight on A Unit
- Magnetic Knuckle Couplers



Different Scheme Shown



CGW[†]
920-35000 #104A & 104B 920-35001 #107A & 107B



MP[†]
920-35004 #702 & 792B 920-35005 #705 & 795B



SAL[†] – A Unit Only
920-35008 #4026 920-35009 #4028



DL&W
920-35002 #660A & 660B 920-35003 #660D & 660C



NP
920-35006 #6004A & 6004B 920-35007 #6004D & 6004C



SP[†]
920-35010 #6100A & 6100B 920-35011 #6100D & 6100C

[†]Union Pacific licensed product

- Multi-Colored Interiors
- Authentic Prototypes
- Metal Wheelsets
- McHenry™ Knuckle Couplers
- Superb Paint & Lettering

Pullman Heavyweight 28-1 Parlor Car \$44.98

• All-New Tooling • Great for Steam- and Diesel-Era Consists

Winter 06-07	932-10308 UP† (yellow)	Spring 07	932-10314 Long Island
932-10301 Pullman	932-10309 SP†	932-10315 NH	932-10316 MP†
932-10302 ATSF	932-10310 B&O*	932-10317 SOU	932-10318 SAL*
932-10303 CB&Q	932-10311 DRGW†		
932-10304 PRR	932-10312 MILW		
932-10305 UP† (gray)	932-10313 GN		
932-10306 CNW†	932-10300 Undecorated		
932-10307 NYC*			



Pullman Heavyweight 28-1 Parlor Car

Pullman Heavyweight 10-1-2 Sleeper \$44.98

• All-New Tooling • Great for Steam- and Diesel-Era Consists

Fall 06	932-10558 UP† (yellow)	Winter 06-07	932-10564 SOO
932-10551 Pullman	932-10559 SP†	932-10565 ACL*	932-10566 L&N*
932-10552 Santa Fe	932-10560 B&O*	932-10567 IC	932-10568 SOU
932-10553 CB&Q	932-10561 DRGW†	932-10569 LV	
932-10554 PRR	932-10562 MILW		
932-10555 UP† (gray)	932-10563 GN		
932-10556 CNW†	932-10550 Undecorated		
932-10557 NYC*			



Pullman Heavyweight 10-1-2 Sleeper

Pullman Heavyweight 6-3 Sleeper \$44.98

• All-New Tooling

Fall 06	932-10408 UP† (yellow)	Winter 06-07	932-10414 ACL*
932-10401 Pullman	932-10409 SP†	932-10415	Rock Island
932-10402 ATSF	932-10410 B&O*	932-10416 Pullman	(Two-Tone Gray)
932-10403 CB&Q	932-10411 DRGW†		
932-10404 PRR	932-10412 MILW		
932-10405 UP† (gray)	932-10413 GN		
932-10406 CNW†	932-10400 Undecorated		
932-10407 NYC*			



Pullman Heavyweight 6-3 Sleeper

American Car & Foundry 70' Baggage Car \$44.98

• All-New Tooling

Fall 06	932-10509 SP†	Spring 07	932-10514 MP†
932-10502 ATSF	932-10510 B&O*	932-10515 Wabash	932-10516 L&N*
932-10503 CB&Q	932-10511 DRGW†	932-10517 SOO	
932-10504 PRR	932-10512 MILW		
932-10505 UP† (gray)	932-10513 GN		
932-10506 CNW†	932-10549 Painted		
932-10507 NYC*	Pullman Green,		
932-10508 UP†	Unlettered		
(yellow)	932-10500 Undecorated		



American Car & Foundry 70' Baggage Car

Pullman-Built Heavyweight 36-Seat Diner \$44.98 Winter 06-07

• New Roadnames

932-10164 SOU	932-10167 ACL*
932-10165 SAL*	932-10168 C&O*
932-10166 SOO	932-10169 NKP



Different Roadname Shown

Pullman-Built Heavyweight 36-Seat Diner


†Union Pacific licensed product

Pullman Heavyweight Solarium-Observation

\$44.98 Spring 07

• All-New Tooling

- | | |
|------------------------------------|-----------------------------|
| 932-10451 Pullman | 932-10460 B&O* |
| 932-10452 ATSF | 932-10461 DRGW [†] |
| 932-10453 CB&Q | 932-10462 MILW |
| 932-10454 PRR | 932-10463 GN |
| 932-10455 UP [†] (gray) | 932-10464 SOO |
| 932-10456 CNW [†] | 932-10465 C&EI [†] |
| 932-10457 NYC* | 932-10466 IC |
| 932-10458 UP [†] (yellow) | 932-10467 NH |
| 932-10459 SP [†] | 932-10450 Undecorated |



Pullman Heavyweight Solarium-Observation

ROADNAME COLOR KEY

• 28-1 PARLOR CARS • 10-1-2 SLEEPERS • 6-3 SLEEPERS • ACF 70' BAGGAGE CARS • 36-SEAT DINERS • SOLARIUM-OBSERVATIONS

Pullman	SP [†]	SOU	Pullman (Two-Tone Gray)
ATSF (Pullman Green w/Black Roof)	B&O*	SAL*	Wabash
CB&Q	DRGW [†]	SOO	C&O*
PRR	MILW	ACL*	NKP
UP [†] (gray)	GN	L&N*	C&EI [†]
CNW [†]	Long Island	IC	
NYC*	NH	LV	
UP [†] (yellow)	MP [†]	Rock Island	

50' Wood Express Refrigerator Car w/GSC or Pullman Trucks

\$25.98 Each; \$49.98 Limited-Run 2-Packs Summer 06

• New Roadnames

932-5491 REA – white lettering, large herald	932-5493 REA – gold lettering
932-25491 Two-Pack	932-25493 Two-Pack
932-5492 REA – Dulux lettering, large herald	932-5494 Pacific Fruit Express [†]
932-25492 Two-Pack	932-25494 Two-Pack
932-5495 URTX	
932-25495 Two-Pack	



50' Wood Express Refrigerator Car

[†]Union Pacific licensed product

- Realistic Detail Inside and Out
- Authentic Prototypes
- Metal Wheelsets
- McHenry™ Knuckle Couplers
- Superb Paint & Lettering


Pullman-Built Paired-Window Coach \$44.98

• New Roadnames

Spring 06	Fall 06 – New Roof & Sides
932-10117 NH	932-10114 B&O* (Modernized)
932-10118 N&W	932-10115 IC (Modernized)
932-10119 C&O*	932-10116 Wabash (Modernized)



Pullman-Built Paired-Window Coach



Santa Fe Coach

\$44.98 Summer 06

- All-New Tooling
- New Trucks
- Railroad-Specific Prototype
- Operated System-wide & on Connecting Railroads

932-10351 ATSF #1 (Pullman Green w/black roof)
 932-10352 ATSF #2 (Pullman Green w/silver roof)
 932-10353 ATSF #3 (Two-Tone Gray)
 932-10350 Undecorated



Santa Fe Coach

Pullman-Standard 64-Seat Coach

\$34.98 Winter 06-07

• New Roadnames

932-16785 NYC*
 932-16786 PC
 932-16787 MP†



Different Scheme Shown


Pullman-Standard 64-Seat Coach

Pullman-Standard 10-6 Sleeper

\$34.98 Spring 06

- All-New Car
- Prototype Specific Detail:
 - Skirted or Non-Skirted
 - Corrugated or Smoothside

932-6841 GN	932-6848 DRGW†
932-6842 ATSF	932-6849 C&O*
932-6843 CNW†	932-6850 Rock Island
932-6844 Amtrak Phase I	932-6851 UP†
932-6845 SP†	932-6852 NYC*
932-6846 NP	932-6840 Undecorated
932-6847 PRR	



Pullman-Standard 10-6 Sleeper

†Union Pacific licensed product

Pullman-Standard 48-Seat Diner

\$34.98 Spring 07

- All-New Tooling


Winter 06-07

932-6821 GN
 932-6822 ATSF
 932-6823 CNW[†]
 932-6824 Amtrak[®] Phase I
 932-6825 SP[†]
 932-6826 NP
 932-6827 PRR
 932-6828 DRGW[†]
 932-6829 C&O[†]

932-6830 Rock Island
 932-6831 UP[†]
 932-6832 NYC[†]
 932-6820 Undecorated

Spring 07






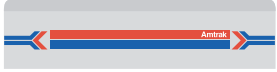











932-6833 IC
 932-6834 MP[†]
 932-6835 L&N[†]
 932-6836 Wabash



Pullman-Standard 48-Seat Diner

ROADNAME COLOR KEY

• 64-SEAT COACHES • 10-6 SLEEPERS • 48-SEAT DINERS

 NYC [†]	 CNW [†]	 DRGW [†]	 L&N [†]
 PC	 Amtrak Phase I	 C&O [†]	 Wabash
 MP [†]	 Rock Island	 Rock Island	
 GN	 NP	 UP [†]	
 ATSF	 PRR	 IC	

Pennsylvania 2DP-5 Truck

933-1313 1 Pair \$10.98 Summer 06

- Authentic PRR Design
- Used on Many PRR Cars
- Great Detailing
- Metal RP-25 Wheels



- All Grab Irons Installed
- All Detail Parts Added
- Completely Assembled
- Metal RP-25 Wheelsets
- Superb Paint & Lettering
- McHenry™ Knuckle Couplers

Steel Bay Window Caboose

\$29.98 Each; \$54.98 Limited-Run 2-Packs Fall 06

- New Roadnames & Numbers
- All Details Installed
- Roadname-Specific Detailing



Steel Bay Window Caboose

 932-7629 PC 932-27629 Two-Pack	 932-7631 Pittsburgh & Lake Erie 932-27631 Two-Pack	 932-7633 SOO	 932-27633 Two-Pack
 932-7630 Rock Island 932-27630 Two-Pack	 932-7632 MILW 932-27632 Two-Pack		

[†]Union Pacific licensed product

WALTHERS

Reserve any product by calling 1-800-487-2467 – visit walthers.com for more model information.

- All Grab Irons Installed
- All Detail Parts Added
- Completely Assembled
- Metal RP-25 Wheelsets
- Superb Paint & Lettering
- McHenry™ Knuckle Couplers

Southern Pacific¹ C-30-1 Caboose

\$34.98 Fall 06

- Authentic SP¹ Prototype
- Factory-Installed Grab Irons and Details
- New Roadnumbers



932-7611 Roman, No Bars



932-7612 Roman w/Bars



932-7613 Gothic



Southern Pacific C-30-1 Caboose

PRR N6B Offset Cupola Wood Cabin Car

\$34.98 Each; \$59.98 Limited-Run 2-Packs Summer 06

- All-New Model
- Authentic Pennsylvania Prototype
- Full Interior
- Factory-Installed Handrails
- Perfect for Steam- and Diesel-Era Layouts



932-7641 PRR
932-27641 Two-Pack



932-7642 PRR
932-27642 Two-Pack



932-7643 PRR
932-27643 Two-Pack
932-7640 Undecorated



Image Courtesy of Tom Biery

PRR N6B Offset Cupola Wood Cabin Car

- Fully Assembled
- Metal RP-25 Wheelsets
- Superb Paint & Lettering
- McHenry™ Knuckle Couplers
- Modeler Installed Grab Irons with Select Cars

40' General American Meat Reefer

\$16.98 Each; \$29.98 Limited-Run 2-Packs Fall 06

- New Roadnames & Roadnumbers
- Perfect for Transition-Era Consists



40' General American Meat Reefer



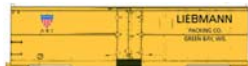
932-2579 Dugdale Packing
932-22579 Two-Pack



932-2580 Black Hills Packing Co.
932-22580 Two-Pack



932-2581 American Refrigerator Transit¹ (MP¹/NW)
932-22581 Two-Pack



932-2582 Liebmann Packing
932-22582 Two-Pack



932-2583 Armour (PCX)
932-22583 Two-Pack

Bethlehem 4000 Cubic-Foot 3-Bay Hopper 6-Packs,

\$79.98 Fall 06

- New Schemes & Numbers
- Great for Post-70s Layouts
- Perfect for Unit Coal Trains



932-7864 Point Comfort & Northern



932-7867 BN New Roadnumber



932-7865 WC (Patch)



932-7868 S00 New Scheme



932-7866 UMP



932-7869 WP¹



Bethlehem 4000 Cubic-Foot 3-Bay Hopper

¹Union Pacific licensed product

Canadian 50' Bulkhead Flat Car

\$19.98 Each; \$36.98 Limited-Run 2-Packs Spring 07

- All-New Tooling
- Separate Applied Ladders
- Great for Post-70s Layouts
- Perfect for Lumber Service
- Prototypes Operate All Over North America



Image Courtesy of Darin Umlauf

Canadian 50' Bulkhead Flat Car



932-40051 CN
932-240051 Two-Pack



932-40052 Duluth, Winnipeg & Pacific
932-240052 Two-Pack



932-40053 BC Rail (BCOL)
932-240053 Two-Pack



932-40054 Algoma Central
932-240054 Two-Pack
932-40050 Undecorated

Bethgon Coalporter Gondola 6-Packs

\$79.98 Fall 06

- New Paint Schemes & Roadnumbers
- Great for Post-70s Layouts • Just the Thing for Coal Service



932-5342 BNSF New Scheme



932-5345 UP¹ New Roadnumbers



932-5343 Detroit Edison DEEX
New Scheme



932-5346 NS New Roadnumbers



932-5344 Edgewater Generating
Station EDGX



Image Courtesy of Darin Umlauf

Bethgon Coalporter Gondola

¹Union Pacific licensed product

PS-2 2893 Cubic Foot 3-Bay Covered Hopper

\$21.98 Each; \$39.98 Limited-Run 2-Packs Fall 06

- New Roadnames
- Great for 50s to 90s-Era Layouts
- Use Them for Grain or Cement



932-7961 CR 932-27961 Two-Pack



932-7962 CNW¹ 932-27962 Two-Pack



932-7963 PC 932-27963 Two-Pack



932-7964 NP 932-27964 Two-Pack



932-7959 WC 932-27959 Two-Pack



932-7960 BN 932-27960 Two-Pack




Image Courtesy of Dennis Pehoski

PS-2 2893 Cubic Foot 3-Bay Covered Hopper

4-Axle, 90-Ton GSC Depressed-Center Flat Car

\$19.98 Summer 06

- New Roadnames & Roadnumbers
- Replica of Cars Currently Operating
- Diecast Metal Body for Optimum Performance



Different Scheme Shown

4-Axle, 90-Ton GSC Depressed-Center Flat Car



932-7889 CNW¹



932-7891 SOU



932-7893 Pittsburgh & Lake Erie



932-7890 WC



932-7892 Westinghouse



932-7894 SOO

- Fully Assembled
- Metal RP-25 Wheelsets
- Superb Paint & Lettering
- McHenry™ Knuckle Couplers
- Modeler Installed Grab Irons with Select Cars

Pullman-Standard 60' Single-Door Auto Parts Box Car

\$21.98 Each; \$41.98 Limited-Run 2-Packs
Fall 06

- Revised Tooling • Great for Post-60s Layouts
- New Roadnames and Roadnumbers



Pullman-Standard 60' Single-Door Auto Parts Box Car



932-35511 UP¹
932-235511 Two-Pack



932-35513 BNSF
932-235513 Two-Pack



932-35515 NYC*
932-235515 Two-Pack



932-35512 ATSF
932-235512 Two-Pack



932-35514 CSX*
932-235514 Two-Pack



932-35516 CR
932-235516 Two-Pack
932-35510 Undecorated

Evans 100-Ton 55' Cushion Coil Cars

\$19.98 Each; \$36.98 Limited-Run 2-Packs Winter 06-07

- New Roadnames • Suitable for Post-60s Layouts



Evans 100-Ton 55' Cushion Coil Cars



932-3841 Indiana Harbor Belt
932-23841 Two-Pack



932-3842 IC
932-23842 Two-Pack



932-3843 RDG
932-23843 Two-Pack



932-3844 MP¹
932-23844 Two-Pack



932-3845 NS
932-23845 Two-Pack



932-3846 MILW
932-23846 Two-Pack

Bethlehem 89' Flush-Deck Flat Car

\$24.98 Each; \$47.98 Limited-Run 2-Packs
Winter 06-07

- All-New Tooling
- Underbody Detail
- Great for Intermodal Consists



Bethlehem Steel Co. -
TTX Company Collection

Bethlehem 89' Flush-Deck Flat Car



932-40301 TTX
932-240301 Two-Pack



932-40302 TTX
932-240302 Two-Pack




932-40303 ATSF
932-240303 Two-Pack



932-40304 FEC
932-240304 Two-Pack



932-40305 SOU
932-240305 Two-Pack



932-40306 SP¹
932-240306 Two-Pack



932-40307 WC
932-240307 Two-Pack
932-40300 Undecorated

¹Union Pacific licensed product

40' Ortner 100-Ton Open Aggregate Hopper

3-Packs \$39.98 Winter 06-07

- New Roadnames & Roadnumbers
- Perfect for Quarry & Stone Service



40' Ortner 100-Ton Open Aggregate Hopper



932-37070 Florida East Coast



932-37072 CSX*



932-37071 Georgetown Railroad



932-37073 WC

NSC 53' Well Car, 3-Unit Sets

\$44.98 Each; \$16.98 Stand-Alone Cars Fall 06

- New Schemes & Roadnumbers
- Great for Modern Intermodal Trains
- Available in 3-Unit Sets or Stand Alone



932-3947 CP 3-Unit Set



932-3948 CP Stand-Alone Car



932-3949 TTX Stand-Alone Car

932-3950 TTX 3-Unit Set




Image Courtesy of Darin Umlauf

NSC 53' Well Car

USRA 46' Steel Gondola

\$17.98 Each; \$32.98 Limited-Run 2-Packs Winter 06-07

- New Roadnames & Schemes
- Great for Steam & Transition-Era Railroads



Different Roadnumber Shown

USRA 46' Steel Gondola



932-7466 PRR (Circle Keystone)
932-27466 Two-Pack



932-7468 NYC*
932-27468 Two-Pack



932-7470 Pittsburgh & Lake Erie
932-27470 Two-Pack



932-7467 NKP #2
932-27467 Two-Pack



932-7469 B&O*
932-27469 Two-Pack

20' Fully Corrugated Container

\$4.98 Winter 06-07

- New Color Schemes
- Perfect for Modern Intermodal Trains



933-2019 Hamburg Sud



933-2020 Capital



933-2023 Maersk



933-2022 MSC (Red)



933-2021 CMA/CGM



Image Courtesy of Bill Wischer

20' Fully Corrugated Container

WALTHERS

Reserve any product by calling 1-800-487-2467 – visit walthers.com for more model information.

- Fully Assembled
- Metal RP-25 Wheelsets
- Superb Paint & Lettering
- McHenry™ Knuckle Couplers
- Modeler Installed Grab Irons with Select Cars

Tri-Level Enclosed Auto Carrier

\$25.98 Each; \$49.98 Limited-Run 2-Packs
Fall 06

- New Roadnames
- Great for Modern-Era Layouts




Image Courtesy of Darin Umlauf

Tri-Level Enclosed Auto Carrier



932-4879 Illinois Central Gulf 932-24879 Two-Pack



932-4881 CSX* 932-24881 Two-Pack



932-4883 N&W 932-24883 Two-Pack



932-4880 Grand Trunk Western 932-24880 Two-Pack



932-4882 UP† 932-24882 Two-Pack

Thrall 53' Gondola

\$19.98 Each; \$37.98 Limited-Run 2-Packs Spring 07

- All-New Tooling
- Steel & Scrap Industry Favorites



932-40251 SOO 932-240251 Two-Pack



932-40254 Green Bay & Western
932-240254 Two-Pack



932-40252 WC 932-240252 Two-Pack



32-40255 UP† 932-240255 Two-Pack



932-40253 MILW 932-240253 Two-Pack



9932-40256 CR 932-240256 Two-Pack
932-40250 Undecorated



Image Courtesy of Darin Umlauf

Thrall 53' Gondola

Trinity RD-4 Coal Hopper 6-Packs

\$79.98 Summer 06

- New Roadnames & Roadnumbers • Great for Modern-Era Layouts
- Perfect for Unit Coal Trains



932-7826 Virginia Power



932-7829 CNW†



932-7827 NS



932-7830 BNSF ("Wedge" Scheme)



932-7828 BNSF



932-7831 UP† "Building America"/CMO



Trinity RD-4 Coal Hopper

†Union Pacific licensed product

Ore Car

12-Packs \$59.98
Winter 06-07

- New Roadnames & Roadnumbers
- Build Longer Unit Ore Trains



932-4474 Duluth, Missabe & Iron Range #3



932-4476 SOO



932-4478 UP†



932-4475 CNW†



932-4477 GN



Ore Car

Different Roadnumber Shown

100-Ton 2-Bay Greenville Hopper

\$19.98 Each; \$37.98 Limited-Run 2-Packs Winter 06-07

• New Roadnames & Roadnumbers • Perfect for Quarry & Stone Service



932-7412 SP[†] 932-27412 Two-Pack



932-7415 NS
932-27415 Two-Pack



932-7413 UP[†] (w/SP Reporting Marks)
932-27413 Two-Pack



932-7416 Golden West
932-27416 Two-Pack



932-7414 Golden West/SP[†] (Patch)
932-27414 Two-Pack




Image Courtesy of Bob Gallegos
Converted Version Shown

100-Ton 2-Bay Greenville Hopper

Pullman-Standard 86' Hi-Cube 8-Door Auto Parts Box Car

\$24.98 Each; \$49.98 Limited-Run 2-Packs Fall 06

- Revised Tooling
- Great for Post-60s Layouts
- New Roadnames and Roadnumbers



Pullman-Standard 86' Hi-Cube 8-Door Auto Parts Box Car



932-35311 SOU 932-235311 Two-Pack



932-35313 MILW 932-235313 Two-Pack



932-35315 Grand Trunk Western 932-235315 Two-Pack
932-35310 Undecorated



932-35312 UP[†] 932-235312 Two-Pack



932-35314 PRR 932-235314 Two-Pack



- Choose Time-Saver Kits[®] or Assembled Models
- 4 Different Numbers for Each Roadname
- Laser Quality Painting & Printing
- Scale Size Handrails & Grab Irons
- Correct Trucks
- Metal RP-25 Wheels
- Magnetic Knuckle Couplers
- Correct Weight for Optimum Operation

From Walthers


50' Single Door Box Car Ready to Run \$24.98 Spring 07

50' Single Door Box Car Time-Saver Kit \$16.98 Fall 06

- Great for Any Layout • New Car Numbers
- Choose Kit or Assembled Versions



CB&Q
920-54276 Ready to Run #21004
920-54277 Ready to Run #21243
920-54251 Kit #21058
920-54252 Kit #21246



NYC*
920-54280 Ready to Run #176646
920-54281 Ready to Run #176737
920-54255 Kit #176422
920-54256 Kit #176598




Different Scheme Shown

50' Single Door Box Car



Grand Trunk Western
920-54278 Ready to Run #595372
920-54279 Ready to Run #595456
920-54253 Kit #595099
920-54254 Kit #595268



Pittsburgh & Lake Erie
920-54282 Ready to Run #35990
920-54283 Ready to Run #35922
920-54257 Kit #35933
920-54258 Kit #35966



Cotton Belt[†]
920-54284 Ready to Run #20064
920-54285 Ready to Run #20168
920-54259 Kit #20032
920-54260 Kit #20130



SP[†]
920-54286 Ready to Run #81768
920-54287 Ready to Run #81936
920-54261 Kit #81649
920-54262 Kit #81865

Undecorated
920-54263 Kit

[†]Union Pacific licensed product

WALTHERS

Reserve any product by calling 1-800-487-2467 – visit walthers.com for more model information.



- Choose Time-Saver Kits® or Assembled Models
- 4 Different Numbers for Each Roadname
- Laser Quality Painting & Printing
- Scale Size Handrails & Grab Irons
- Correct Trucks
- Metal RP-25 Wheels
- Magnetic Knuckle Couplers
- Correct Weight for Optimum Operation

From Walthers

40' Mather Box Car Ready to Run \$24.98 Fall 06

- New Roadnumbers
- Perfect for Steam and Transition-Era
- Ready to Run

40' Mather Box Car Time-Saver Kit® \$16.98 Fall 06

- New Roadnumbers
- Assemble in Less Than an Hour



40' Mather Box Car



Akron, Canton & Youngstown

- 920-54175 Ready To Run #1125
- 920-54176 Ready To Run #1184
- 920-54150 Kit #1102
- 920-54151 Kit 1136



Chicago & Illinois Midland

- 920-54179 Ready To Run #8196
- 920-54180 Ready To Run #8409
- 920-54154 Kit #8062
- 920-54155 Kit #8250



Illinois Northern

- 920-54183 Ready To Run #2023
- 920-54184 Ready To Run #2086
- 920-54158 Kit #2009
- 920-54159 Kit #2038



Muncie & Western

- 920-54187 Ready To Run #1229
- 920-54188 Ready To Run #1272
- 920-54162 Kit #1204
- 920-54163 Kit #1236



Tennessee Central*

- 920-54191 Ready To Run #7736
- 920-54192 Ready To Run #7783
- 920-54166 Kit #7723
- 920-54167 Kit #7752



C&EI†

- 920-54177 Ready To Run #422
- 920-54178 Ready To Run #473
- 920-54152 Kit #405
- 920-54153 Kit #449



Fort Dodge, Des Moines & Southern

- 920-54181 Ready To Run #14004
- 920-54182 Ready To Run #14007
- 920-54156 Kit #14002
- 920-54157 Kit #14005



Manufacturers Railway

- 920-54185 Ready To Run #7532
- 920-54186 Ready To Run #7584
- 920-54160 Kit #7507
- 920-54161 Kit #7557



Port Huron & Detroit

- 920-54189 Ready To Run #1295
- 920-54190 Ready To Run #1603
- 920-54164 Kit #1030
- 920-54165 Kit #1466

52'6" Drop End Mill Gondola w/Load Ready to Run

\$29.98 Winter 06-07

- New Roadnumbers
- Includes Realistic Load
- Factory Assembled

52'6" Drop End Mill Gondola w/Load Time-Saver Kit®

\$24.98 Summer 06

- New Roadnumbers
- Includes Realistic Load
- Assemble in Less Than an Hour



52'6" Drop End Mill Gondola w/Load



CR (brown)

- 920-54075 Ready To Run #510907 w/Duct Work
- 920-54076 Ready To Run #510992 w/Riveted Girder
- 920-31975 Kit #510862 w/Duct Work
- 920-31976 Kit #510934 w/Riveted Girder



NKP (As Delivered Scheme)

- 920-54079 Ready To Run #66025 w/Riveted Girder
- 920-54080 Ready To Run #66040 w/Large Gears
- 920-31979 Kit #66015 w/Riveted Girder
- 920-31980 Kit #66036 w/Large Gears



Patapsco & Back Rivers (As Delivered Scheme)

- 920-54083 Ready To Run #115 w/Large Gears
- 920-54084 Ready To Run #150 w/Duct Work
- 920-31983 Kit #140 w/Large Gears
- 920-31984 Kit #181 w/Duct Work



Pere Marquette* (As Delivered Scheme)

- 920-54085 Ready To Run #18858 w/Riveted Girder
- 920-54086 Ready To Run #18939 w/Large Gears
- 920-31985 Kit #18872 w/Riveted Girder
- 920-31986 Kit #18908 w/Large Gears



Erie (As Delivered Scheme)

- 920-54077 Ready To Run #10432 w/Large Gears
- 920-54078 Ready To Run #10524 w/Duct Work
- 920-31977 Kit #10355 w/Large Gears
- 920-31978 Kit #10376 w/Duct Work



NYC* (As Delivered Scheme)

- 920-54081 Ready To Run #712516 w/Duct Work
- 920-54082 Ready To Run #712593 w/Riveted Girder
- 920-31981 Kit #712540 w/Duct Work
- 920-31982 Kit #712689 w/Riveted Girder

Undecorated

- 920-31987 Kit w/Riveted Girder

Freight Car Loads

Large Gears 433-1513 \$8.49 Fall 06

Duct Work 433-1514 \$8.49 Fall 06

Girder 433-1515 \$8.49 Winter 06-07

- Fits Most Open Cars
- Realistic Detail
- Bracing Included



Duct Work 433-1514



Large Gears 433-1513



Girder 433-1515

Freight Car Loads

HO Scale Proto 2000 G5 Coupler Not Illustrated

933-6000 20 Pair \$19.98 Winter 06-07 933-6001 4 Pair \$4.99 Winter 06-07

- All-Metal Die Cast Construction
- Separate Metal Knuckle Spring
- Fits All Standard Coupler Pockets
- Metal Centering Spring

*Union Pacific licensed product

- Fully-Assembled
- Separate Details for Easy Customizing
- Hand-Weathered
- Colorful Signs & Posters Factory-Applied
- American Prototypes
- Fit Popular Eras
- Authentic Details
- Molded in Multiple Colors

Drumlin Forest Lumber

933-2844 \$44.98 Winter 06-07

- Corrugated "Metal" Exterior
- Two Different Buildings
- Use Together or Separately
- Realistic Weathering
- Figures, Forklift, Pallets & More Included



933-2844

Trackside & Yard Buildings

933-2845 \$44.98 Winter 06-07

- Two Different Trackside Shanties
- Use Together or Apart
- Authentic Weathering
- Adaptable to Numerous Uses
- Ballast, Figures & Other Details Included



933-2845

Newsstands

933-2846 \$29.98 Spring 07

- Great Detail for City Street Corners
- Two Different Styles Included
- Authentic Weathering
- Freestanding & Lean-to Styles
- Signboards & Awnings
- Printed Newspapers, Magazines & Other Accessories



933-2846

Spoooner Sash & Door

933-2847 \$39.98 Winter 06-07

- Large Vehicle Doors
- Oversized Multi-Pane Windows
- Authentic Weathering
- Suitable for Many Types of Businesses
- Vehicles, Figures & Other Details Included



933-2847

WALTHERS

Reserve any product by calling 1-800-487-2467 – visit walthers.com for more model information.

- Fully-Assembled
- Separate Details for Easy Customizing
- Hand-Weathered
- Colorful Signs & Posters
Factory-Applied
- American Prototypes
- Fit Popular Eras
- Authentic Details
- Molded in Multiple Colors

Elevated Crossing Tower with Gates

933-2833 Yellow Ochre & Oxide Brown \$34.98 Fall 06

933-2834 Cream & Railroad Green \$34.98 Fall 06

933-2835 Two-Tone Gray \$34.98 Fall 06

- All-New Model
- Three Colors Match Trackside Buildings
- Authentic Weathering
- Fits Steam & Diesel Layouts
- Detailed "Wooden" Walls
- Includes Two Nonoperating Crossing Gates, Figures & Other Accessories



933-2834

Operating Rotary Dumper


933-2848 \$159.98 Spring 07

- Operating Model
- For 50' Cars
- Perfect for Modern Heavy Industries
- Simulated Steel Construction
- Safety Fence, Decals & Other Details

90' Turntable

933-2840 \$299.98 Summer 06

- Fully Assembled
- Programmable indexing for up to 60 positions
- Motorized Gear Drive
- Authentic American Design
- Weathered One-Piece Plastic Pit
- Holds Engines up to 12-3/8" Long
- Detailed Bridge with Arch
- Complete Instructions



933-2848
Pre-Production Model Shown



933-2840

Pella Brick Depot

933-2831 \$54.98 Spring 06

- Unique Brick Design
- Authentic Weathering
- Stained Glass Transom Decals
- Authentic Design & Detail
- Rock Island Prototype
- Separate Details Included: Figures, Benches and More



933-2831



933-3198



933-3199

- **Easy to Build**
- **Molded in Colors**
- **American Prototypes**
- **Realistic Decals Included**
- **Illustrated Instructions**

Van Dyke Farm Windmill

933-3198 \$24.98 Fall 06

- Familiar Farm Structure
- Adjustable to Four Different Heights
- "Cement Base" with "Wood" Well Cap
- Realistic 10" Diameter Blade
- Two Windmills Included

Track Scale

933-3199 \$24.98 Fall 06

- Builds One of Two Versions: Flat or Peaked Roof
- Simulated Turnouts for Scale Tracks Included
- Track Alignment Guides on Base
- Easily Added to Your Layout
- Great for Yards & Heavy Industries

Street System - Arched Road Bridge

933-3196 \$24.98 Fall 06

- Use with Brick, Concrete or Asphalt Street System
- Fine Railings & Details
- Fits Steam-Era to Present Day



933-3196

WALTHERS

- *Easy to Build*
- *Molded in Colors*
- *American Prototypes*
- *Realistic Decals Included*
- *Illustrated Instructions*

Whitehall Station

933-2932 \$44.98 Winter 06-07

- Whitehall, Wisconsin, Prototype
- Similar to Small Town Stations Across U.S.
- Fits 1900s to Present
- Authentic "Brick" Exterior
- Covered Platforms on Two Sides
- Attractive Curved Windows & Gabled Roof



933-2932

Silver Springs Terminal

933-2934 \$39.98 Winter 06-07

- All-New Model
- Typical of Bus Stations in Small Cities or Towns
- Fits 1940s to Present
- Authentic "Brick" Exterior
- Covered Boarding Area
- Colorful Signs

WALTHERS EXCLUSIVE

1940s PD K103 Intercity Greyhound Bus

221-32101 \$21.98 Winter 06-07


"Wood" Coaling Tower

933-2922 \$49.98 Summer 06

- Detailed Parts Simulate Timber Construction
- Use with other Engine Service Facility Structures
- Must-Have For Steam-Era Layouts



933-2934



933-2922



933-2924

**Mission-Style
Combination Depot
w/Freight House**

933-2924 \$54.98 Summer 06

- All-New Model
- Santa Fe Prototype
- Great Addition to Southwestern Layouts
- Simulated Stucco Finish
- Simulated Tile Roof




933-2920

Mission-Style Depot

933-2920 \$39.98 Summer 06

- All-New Model
- Santa Fe Prototype
- Great Addition to Southwestern Layouts
- Simulated Stucco Finish
- Simulated Tile Roof
- Matching Mission Style Freight House (#933-2921) Available Separately



933-2921

**Mission-Style
Freight House**

933-2921 \$29.98 Summer 06

- All-New Model
- Santa Fe Prototype
- Great Addition to Southwestern Layouts
- Simulated Stucco Finish
- Matching Mission-Style Depot (#933-2920) Available Separately



933-2916

Diesel House

933-2916 \$69.98 Summer 06

- All-New Model
- Use with other Engine Service Facility Structures
- Interior Inspection Pits, Platforms & Craneway
- Use with Classic or Modern Power
- Hold Locos up to 17" Long

WALTHERS

Reserve any product by calling 1-800-487-2467 – visit walthers.com for more model information.

- **New Parts to Mix & Match**
- **Engineered for Perfect Fit**
- **Molded in Colors**
- **Reclosable Storage Packages**
- **Basic Instructions & Modeling Tips Included**

Fire Escape Sets

933-3729 Vintage Set \$9.98

933-3736 Modern Set \$9.98

Summer 06

- Must-Have Detail for City Buildings
- Vintage Style for Period Scenes
- Modern Style Perfect for Post-War Scenes
- Includes Fire Escapes to Serve Four Stories
- Structure Mounting Template Included
- Fits any Large Structure



933-3736



933-3729

Modernized Front Building

Not Illustrated


933-3751 \$29.98 Fall 06

- Fits 1950s to Present

Small Walls with Single Large Arched Windows

933-3731 \$9.98 Summer 06

- New Window Style
- Authentic Detail for Period Structures



933-3731



933-3732

Small Walls with Large Metal Sash Windows

933-3732 \$9.98 Summer 06

- New Window Style
- Authentic Detail for Period Structures

Large Walls with Single Large Arched Windows

933-3734 \$9.98 Summer 06

- New Window Style
- Authentic Detail for Period Structures

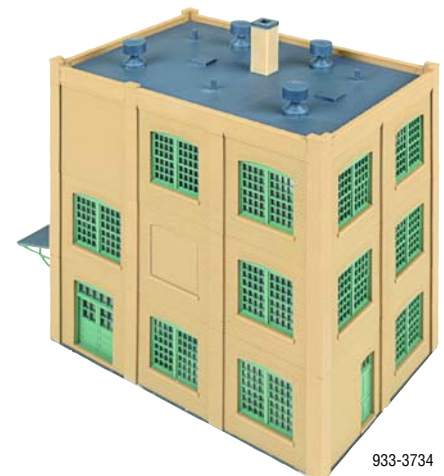
Large Walls with Large Metal Sash Windows

933-3735 \$9.98 Summer 06

- New Window Style
- Authentic Detail for Period Structures



933-3735



933-3734

Additional Modular Parts Shown; Not Included.



933-3197

Build One of Three Different Buildings as Shown with the 3-in-1 Building Kit (933-3752)...

Build Variation 1...



Variation 2...



or Variation 3

Industrial Tanks Detail Set

933-3197 \$9.98 Summer 06

- Parts for Six Complete Tanks:
- 3 Horizontal Styles
- 3 Vertical Styles
- "Concrete" Supports
- Detailed Manways
- Easy to Assemble

3-in-1 Building #2

933-3752 \$39.98 Winter 06-07

- Builds One of Three Different Structures
- Customize to Fit Your Layout
- New Doors, Windows, Walls & Roofs Included

Modular Decal Set

Not Illustrated

934-1030 \$14.98 Fall 06

- Adds that Final Touch of Realism
- Specially Designed For Modular System
- Variety of Signs & Business Names Included

- **New Parts to Mix & Match**
- **Engineered for Perfect Fit**
- **Molded in Colors**
- **Reclosable Storage Packages**
- **Basic Instructions & Modeling Tips Included**

Empire Leather Tanning

933-3798 \$149.98 Winter 06-07

- Four Complete Structure Kits
- Build as Complete Complex or Individual Structures
- Customize with Cornerstone Modulars Parts
- Decal Signs for 4 Different Industries
- Smokestack & Water Tanks Included
- American Prototype
- Fits Popular Modeling Eras
- Parts Molded in Appropriate Colors
- Complete Instructions



933-3798

- **Fit Popular Modeling Eras**
- **Finely Detailed**
- **Molded in Colors**

Traffic Lights

933-2300 Single-Sided \$10.98

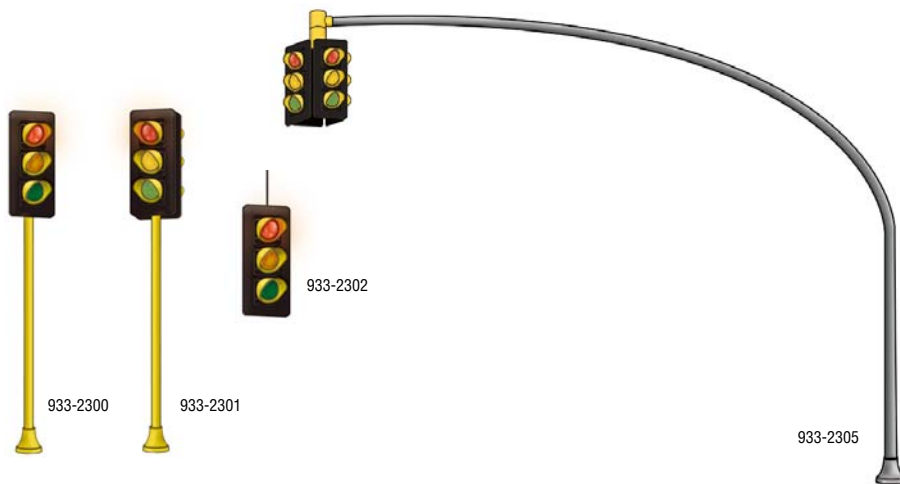
933-2301 Double-Sided \$14.98

933-2302 Single-Head Hanging \$9.98

933-2305 Four-Way Hanging \$24.98

Fall 06

- Fully Assembled
- Plugs Into Controller – Sold Separately
- Three Styles to Fit any Intersection
- Great City Detail



Traffic Light Controller

Not Illustrated

933-2306 \$34.98 Fall 06

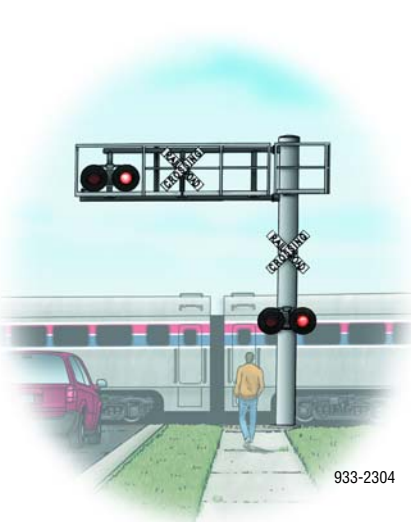
- Use with New Traffic Lights (Each Sold Separately)
- Fully Assembled
- Plug-in Wiring
- Two Circuits

Cantilever Crossing Signals

933-2304 Modern Single Lane \$24.98 Fall 06

933-2303 Modern Two Lane \$34.98 Fall 06

- Fully Assembled
- Easy to Connect to Existing Wiring
- Detail Modern Highway Scenes



933-2304



933-2303



From Walthers

2-8-4 Berkshire

\$195.00 Summer 06

- Over 60 Hand-Applied Parts
- Blackened Nickel-Silver RP-25 Wheels
- Driver & Tender Electrical Pickup
- Working Knuckle Couplers Front & Rear
- LED Headlight & Backup Light
- Powerful, Flywheel-Equipped Five-Pole Motor w/Skew-Wound Armature
- Runs on Code 55 Track
- Handles 9-3/4" Radius Curves

- 8-Wheel Drive & Electrical Pick-Up from Drivers & Tender Wheels
- Now with LED Headlights
- Laser-Sharp Printing
- 5-Pole Skew-Wound Balanced Armature
- Precisely-Meshed Worm Gear and Spur Teeth
- Meets all NMRA Standards



C&O*	NKP	Pere Marquette*	Unlettered
920-90050 #2744	920-90052 #776	920-90054 #1235	920-90056
920-90051 #2759	920-90053 #779	920-90055 #1239	



From Walthers

EMD E8

A Units Only \$95.00

A-B Sets \$195.00

Fall 06

- Working Headlight
- Powerful Motor with Skew Wound Armature
- Dual Flywheels
- Heavy Metal Chassis
- Split Frame Mechanism
- 8-Wheel Drive & Pick-Up
- AccuMate® Knuckle Couplers
- Fully-Assembled, Ready for Service



Different Scheme Shown

A Units Only



ACL* – Purple, Silver
920-34072 #545, 920-34073 #546



Erie – Two-Tone Green
920-34074 #821, 920-34075 #822



NYC* – Lightning Stripe
920-34076 #4088, 920-34077 #4089



PRR – Tuscan
920-34078 #5700, 920-34079 #5765



Rock Island – Maroon, Red Silver
920-34080 #644, 920-34081 #645



SAL* – "Citrus"
920-34082 #3053, 920-34083 #3054



SP† – "Daylight"
920-34084 #6018, 920-34085 #6050
Undecorated
920-34086

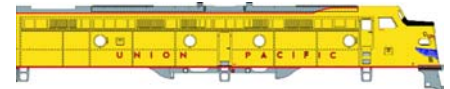
A-B Sets



B&O* – Blue, Gray, Black
920-34099 #1433 & #2414, 920-34100 #1435 & #2415



IC – Brown, Orange
920-34101 #4020 & #2100, 920-34102 #4027 & #4108



UP† – Yellow, Gray
920-34103 #900 & #900B, 920-34104 #930 & #930B
Undecorated
920-34105

*Union Pacific licensed product

WALTHERS

Reserve any product by calling 1-800-487-2467 – visit walthers.com for more model information.



- LED Headlight
 - Powerful Motor with Skew Wound Armature
- Dual Flywheels
 - Heavy Metal Chassis
 - 8-Wheel Drive & Pick-Up
- DCC- Friendly Split Frame Mechanism
 - AccuMate® Knuckle Couplers
 - Fully-Assembled, Ready for Service

From Walthers

EMD GP38-2 w/88" Nose

\$99.98

1st Release – Fall 06

2nd Release – Winter 06-07

- All-New Tooling



1st Release



BNSF – Orange & Green

920-75000 #2371 920-75001 #2373



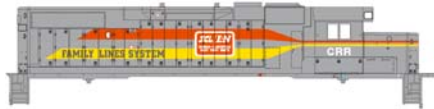
Seaboard System* – Gray "Hockey Stick"

920-75012 #2680 920-75013 #2690



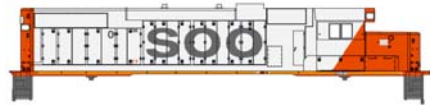
CR – Blue

920-75023 #8206 920-75024 #8227



Clinchfield* – Family Lines (gray)

920-75002 #6001 920-75003 #6003



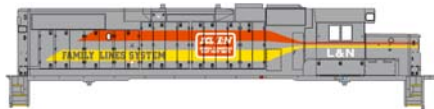
SOO – Red, White

920-75014 #4400 920-75015 #4436



CSXT* – Blue, Gray, Yellow

920-75025 #2764 920-75026 #2771



L&N* – Family Lines (gray)

920-75004 #6022 920-75005 #6043



ATSF – Yellow Warbonnet

920-75017 #3563 920-75018 #3570



Long Island Railroad – Blue, White

920-75027 #257 920-75028 #271



NS – Black, White

920-75006 #5334 920-75007 #5385



BN – Green, Black

920-75019 #2151 920-75020 #2154



MP† – Blue

920-75029 #2138 920-75030 #2164



Pittsburgh & Lake Erie – Black, Yellow

920-75008 #2051 920-75009 #2053



CNW† – Yellow, Green

920-75021 #4629 920-75022 #4632



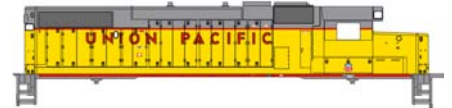
SP† – Gray, Red, White

920-75031 #4810 920-75032 #4827



Rock Island – Blue, White

920-75010 #4374 920-75011 #4379



UP† – Gray, Yellow

920-75033 #2139 920-75034 #2142

Undecorated

920-75035

*Union Pacific licensed product

WALTHERS



- LED Headlight
- Powerful Motor with Skew Wound Armature

- Dual Flywheels
- Heavy Metal Chassis
- 8-Wheel Drive & Pick-Up

- DCC- Friendly Split Frame Mechanism
- AccuMate® Knuckle Couplers
- Fully-Assembled, Ready for Service

From Walthers



F-M C-Liners

A Units Only \$59.98

A-B Sets \$99.98

Fall 06

- Redesigned Split Frame Mechanism
- Now DCC-Friendly with Isolated Motor
- Clip-Fit Printed Circuit Board – Easily Replaceable for DCC Conversions
- Directional LED Headlight in A Units

- 8-Wheel Electrical Pick-Up
- Heavy Metal Chassis
- Five-Pole, Skew Wound Armature Motor
- Dual Machined Flywheels

- Outstanding Slow Speed Operation
- AccuMate® Knuckle Couplers Included
- Fully-Assembled, Ready for Service
- Now with Powered B Units



MILW

- 920-34087 #24A & #24B A-B Set
- 920-34088 #28A & #28B A-B Set
- 920-34093 #24C A Unit Only
- 920-34094 #28C A Unit Only

NYC*

- 920-34089 #6601 & #6900 A-B Set
- 920-34090 #5006 & #6902 A-B Set
- 920-34095 #6603 A Unit Only
- 920-34096 #6604 A Unit Only

PRR

- 920-34091 #9450 & #9450B A-B Set
- 920-34092 #9448 & #9448B A-B Set
- 920-34097 #9451 A Unit Only
- 920-34098 #9497 A Unit Only


- All Detail Parts Added
- Metal Wheelsets
- Accumate® Knuckle Couplers
- Superb Paint & Lettering

Pullman-Standard 10-6 Sleeper

\$34.98 Winter 06-07

- All-New Tooling
- Prototype Specific Detail:
 - Skirted or Non-Skirted
 - Corrugated or Smoothside

- 932-55031 GN (Empire Builder)
- 932-55032 ATSF
- 932-55033 CNW¹ (Early Scheme)
- 932-55034 Amtrak® Phase I
- 932-55035 SP¹
- 932-55036 NP
- 932-55037 PRR (Late Scheme)
- 932-55038 DRGW¹ (Four-Stripe Scheme)
- 932-55039 C&O*
- 932-55040 Rock Island
- 932-55041 UP¹
- 932-55042 NYC* (2-Tone Gray-Single Band)
- 932-55030 Undecorated



Pullman-Standard 10-6 Sleeper



GN



Amtrak Phase I



PRR



Rock Island



ATSF



SP¹



DRGW¹



UP¹



CNW¹



NP



C&O*



NYC*

¹Union Pacific licensed product

- **AccuMate® Magnetic Knuckle Couplers**
- **Superb Paint & Lettering**

45' Logging Flat Car

\$9.98 Each; \$19.98 Limited-Run 2-Packs
Winter 06-07

- Revised Tooling
- New Roadnumbers



932-8857 MILW
 932-28857 Two-Pack



932-8860 UP¹
 932-28860 Two-Pack



932-8858 BN
 932-28858 Two-Pack



932-8861 SP¹
 932-28861 Two-Pack



932-8859 Georgia-Pacific
 932-28859 Two-Pack



932-8862 Chehalis Western
 932-28862 Two-Pack



45' Logging Flat Car

Difco Dump Car

\$14.98 Each; \$43.98 Limited-Run 3-Packs
Winter 06-07

- All-New Tooling
- AccuMate® Magnetic Knuckle Couplers
- Great for Work Trains & Rock Service



Difco Dump Car



932-8601 UP¹
 932-38601 Three-Pack



932-8604 BNSF
 932-38604 Three-Pack



932-8607 SP¹
 932-38607 Three-Pack



932-8610 MILW
 932-38610 Three-Pack



932-8602 Duluth, Missabe & Iron Range
 932-38602 Three-Pack



932-8605 CSX*
 932-38605 Three-Pack



932-8608 NS
 932-38608 Three-Pack



932-8611 Amtrak®
 932-38611 Three-Pack



932-8603 ATSF
 932-38603 Three-Pack



932-8606 MOW
 932-38606 Three-Pack



932-8609 DRGW¹
 932-38609 Three-Pack



932-8612 CP
 932-38612 Three-Pack
 932-8600 Undecorated

GSC "Commonwealth" 54' Flat Car

\$11.98 Each; \$23.98 Limited-Run 2-Packs
Winter 06-07

- Revised Tooling
- New Roadnames
- Bulkheads as Appropriate



GSC "Commonwealth" 54' Flat Car



932-8207 SOO
 932-28207 Two-Pack



932-8211 BN
 932-28211 Two-Pack



932-8208 PRR
 932-28208 Two-Pack



932-8212 CR
 932-28212 Two-Pack



932-8209 UP¹
 932-28209 Two-Pack



932-8213 SP¹
 932-28213 Two-Pack



932-8210 ATSF
 932-28210 Two-Pack



932-8214 NP
 932-28214 Two-Pack

¹Union Pacific licensed product

- **Ready for Your Layout**
- **Create a Complete Scene in Minutes**
- **Fit Popular Modeling Eras**

Sunrise Feed Mill

933-2615 \$34.98 Winter 06-07

- Authentic Weathering
- Realistic "Wooden" Drop Siding
- Rooftop dust collector
- Rail and Truck Unloading Docks
- Colorful Decals
- Grain Bags, Pallets and Other Details Included
- Creates a Full Scene Right Out of the Box

Golden Valley Depot

933-2607 Yellow Ochre & Oxide Brown \$29.98 Fall 06

933-2608 Cream & Railroad Green \$29.98 Fall 06

933-2609 Two-Tone Gray \$29.98 Fall 06

- All-New Model
- Three Colors
- Authentic Weathering
- Fits Steam & Diesel Layouts
- Detailed "Wooden" Walls
- Classic Small Town Design
- Figures & Accessories Included
- Matches New Golden Valley Freight House & More

Golden Valley Freight House

933-2610 Yellow Ochre & Oxide Brown \$29.98 Winter 06-07

933-2611 Cream & Railroad Green \$29.98 Winter 06-07

933-2612 Two-Tone Gray \$29.98 Winter 06-07


- All-New Model
- Three Colors
- Authentic Weathering
- Fits Steam & Diesel Layouts
- Detailed "Wooden" Walls
- Classic Small Town Design
- Figures & Accessories Included
- Matches New Golden Valley Depot & More



933-2615



933-2607



933-2610

- American Prototypes for Popular Eras
- Molded in Colors
- Easy Construction
- Great-Looking Decals

Art Deco Highway Underpass

933-3800 \$24.98 Fall 06

- Detailed Deck
- Unique 30s-Era Style
- Similar Designs Still in Use Today
- Found in All Parts of the U.S.
- Fits Single or Multiple Track Lines



933-3800

Santa Fe Depot & Freight House

933-3803 Depot \$34.98 Winter 06-07

933-3804 Freight House \$29.98 Winter 06-07

933-3805 Depot & Freight House (Combined Kit) \$49.98 Winter 06-07

- "Brick" Exterior
- Two Matching Buildings
- Use Separately or Together
- Captures the Spirit of the Southwest
- Decals Included



Depot 933-3803

Freight House 933-3804

Coke Ovens

933-3806 \$79.98 Winter 06-07

- Features Crusher, Smokestack and Quench Tower
- Realistic "Metal" Siding
- Detailed Doors
- Safety Cages, Ladders & Walkways
- Steel Industry Must-Have

Heavy-Duty Overhead Crane

933-3810 \$14.98 Winter 06-07

- Great for any Heavy Industry
- 250-Ton Capacity Prototype
- Maximum Detail with Easy Construction.
- Includes Dual Trolleys, Hooks, Motor Details & Operator's Cab



CS KT 933-3806



933-3810



933-3807



933-3801

- **American Prototypes for Popular Eras**
- **Molded in Colors**
- **Easy Construction**
- **Great-Looking Decals**

Electric Furnace

933-3807 \$79.98 Winter 06-07

- Great Addition to Steel Works
- Use as Free-Standing Mini-Mill
- Optional Cut-Out End Doors
- Includes J Hooks, Spreaders & Other Details
- Modular Construction for Easy Customizing

Van Dyke Farm Windmill

933-3801 \$24.98 Fall 06

- Common Farm Structure
- Adjustable to Four Different Heights
- "Cement" Base & "Wood" Well Cap
- Realistic 10' Fan
- Two Windmills Included

State Line Farm Supply

933-3808 \$29.98 Fall 06

- Decorative "Brick" Façade with Barrel Roof
- Served by Rail & Road
- Separate Trackside "Wood" Loading Ramp
- Oil & Fuel Tanks
- Customize with Windows, Doors & Decals Included
- Great Addition to Agricultural Areas

Modern Cooling Tower

933-3262 \$39.98 Summer 06

- Authentic Concrete Design
- Serves Three Tracks
- Coal Delivery Shed
- Loaded with Separate Details
- Decal Signs Included



933-3808



933-3262

WALTHERS

Reserve any product by calling 1-800-487-2467 – visit walthers.com for more model information.

- *New Parts to Mix & Match*
- *Engineered for Perfect Fit*
- *Molded in Colors*
- *Reclosable Storage Packages*
- *Basic Instructions & Modeling Tips Included*

Dairy Complex

933-3298 \$149.98 Winter 06-07

- Create a Complete Dairy Complex
- Variety of Window & Door Walls Included
- Adapts to Fit Available Space

3-in-1 Building #2

933-3297 \$39.98 Winter 06-07

- New Building Configuration
- Create One of Three Different Variations
- Includes a Variety of Windows, Walls, Doors & Roofs



933-3298

Build One of Three Different Buildings as Shown with the 3-in-1 Building Kit (933-3297)...

Build Variation 1...



Variation 2...



or Variation 3





933-3265

Industrial Tanks Detail Set

933-3265 \$9.98 Summer 06

- Parts for Six Complete Tanks:
 - 3 Horizontal Styles
 - 3 Vertical Styles
- "Concrete" Supports
- Detailed Manways
- Easy to Assemble

Modernized Front Building

Not Illustrated

933-3296 \$29.98 Fall 06


- Fits 1950s to Present

Modular Decal Set

Not Illustrated

938-1000 \$14.98 Fall 06

- Adds that Final Touch of Realism
- Specially Designed For Modular System
- Variety of Signs & Business Names Included



433-8794

Figure-8 Power-Loc® Track Expander

433-8794 \$34.98 Fall 06

- Convert Set Oval to Figure 8
- Set-Up Instructions
- Two 9" Steel Rail Straight Tracks
- Six 18" Radius Curve Steel Rail Curved Tracks
- Eight 3" Steel Rail Straight Tracks
- 90 Degree Cross Track
- Use with 47 x 38" oval

WALTHERS

- Ready to Use
- Figures, Vehicles & Accessories
- Assembled & Painted
- Fit Popular Modeling Eras

Roadwork Set

433-1675 \$11.98 Fall 06

- 3 Hand-Painted Figures
- 3 Barriers
- Dump Truck
- 12 Painted Barrels
- Air Compressor
- Road Grader



433-1675

Farm & Field Set

433-1676 \$11.98 Summer 06

- 2 Hand-Painted Figures
- 2 Pigs
- 2 Sheep
- Tractor (Molded in Color w/Hand-Painted Details)
- Pick-Up Truck
- Wagon (Attaches to Tractor)
- Storage Shed



433-1676

City Set

433-1677 \$11.98 Fall 06

- 4 Hand-Painted Figures
- 6 Fire Hydrants
- Taxi
- Delivery Truck
- Billboard Sign

Loading Dock Set

433-1678 \$11.98 Fall 06

- 2 Hand-Painted Figures
- 4 Painted Barrels
- 3 Stacks of Crates
- Truck
- 2 Forklifts
- 4 Pallets



433-1677



433-1678



433-1679



433-1680



Apple Tree



Barren Tree



Evergreen Tree



Green Tree

School Days Set

433-1679 \$9.75 Winter 06-07

- 4 Hand-Painted Children
- Decorated School Bus

Cops & Robbers Set

433-1680 \$9.75 Winter 06-07

- 2 Hand-Painted Officers
- 2 Hand-Painted Bad Guys
- Decorated Police Cruiser

3" Tall Apple Tree

433-1983 \$8.98 Fall 06

- Great for Rural or City Scenes
- Includes "Fruit"
- 4 Complete Trees

Barren Tree

- Perfect for Late Fall or Winter Scenes
- Great Start for Making Your Own Trees

3" Tall 433-1984 \$8.98 Fall 06

- 4 Complete Trees

5" Tall 433-1985 \$10.98 Fall 06

- 4 Complete Trees

7" Tall 433-1986 \$10.98 Fall 06

- 2 Complete Trees

Evergreen Tree

- Great for Holiday Layouts

2" Tall 433-1987 \$8.98 Fall 06

- 5 Complete Trees

5" Tall 433-1988 \$8.98 Fall 06

- 4 Complete Trees

7" Tall 433-1989 \$10.98 Fall 06

- 3 Complete Trees

Green Tree

433-1991 \$12.98 Fall 06

- 2 Complete Trees

WALTHERS

Reserve any product by calling 1-800-487-2467 – visit walthers.com for more model information.



WALTHERS

Reserve any product by calling 1-800-487-2467 – visit walthers.com for more model information.