

# MINITRIX

MODELLBAHNEN

CATALOGUE

# '68







Many enthusiasts prefer the colourful picture of American trains. For this reason, the American range was increased with additional steamlocomos, diesels, modern streamlined trains and many colourful wagons. All these items will give any layout

a "New Look". Incidentally American railway equipment is without buffers but is fitted with automatic centre couplings only and for the same reason no buffers are fitted to the models.

## Why not start a "Western"-layout?

### USA-Freight Train

consists of 1 Diesel 2961, 1 box car 3200, 1 gondola 3210, 1 flat car 3240, 1 caboose 3270, 11 curved rails 4912, 1 terminal rail 4972 • 14 straight rails 4904 • length of train 41 cm = 16 inches

MINITRIX 1909





# Locomotives of American Railroad Companies



**NEW '68**

### U.S. Steam Switcher Class B 6

Model of a typical American steam locomotive • 3 axle drive • full inscriptions of Santa Fe R. R. Co. • working headlight • length over buffers about 5"

MINITRIX 2929



**NEW '68**

### U.S. Diesel locomotive F 7

Model of the 2000 HP standard type Diesel locomotive in the livery of the Union Pacific Railways • superdetailed housing • 4 axle drive • diecast chassis three working headlights • length 4"

MINITRIX 2901, 2921, 2951, 2961, 2971, 2991

### Additional unit for U.S. Diesel

The same model as 2961 not powered

MINITRIX 2902, 2922, 2952, 2962, 2972, 2992



Canadian Pacific 2901  
Canadian Pacific 2902



Santa Fe 2951  
Santa Fe 2952



Pennsylvania 2971  
Pennsylvania 2972



**NEW '68**

### Additional unit for F 7 Diesel locomotive

B unit • not powered

MINITRIX 2905, 2925, 2955, 2965, 2975, 2995



Canadian Pacific 2905  
Canadian National 2925




Santa Fe 2955  
Union Pacific 2965




Pennsylvania 2975  
Baltimore and Ohio 2995

Some examples of how U.S. Diesel locomotives may be combined:





# Colourful American Passenger and Freight Cars



NEW '68

**American Streamline Coach**  
Standard passenger car for long distance travel • finely detailed plastic chassis and superstructure • full inscriptions • length about 5 1/2" • wheels 6.2 mm

MINITRIX 3031 to 3036



Union Pacific  
3031



Baltimore and Ohio  
3034

Canadian National  
3035

Canadian Pacific  
3036



Pennsylvania  
3033



Santa Fe  
3032



NEW '68

**American Streamline Observation Car**  
Standard Observation Car for long distance travel • finely detailed plastic chassis and superstructure • full inscriptions • length about 5 1/2" • wheels 6.2 mm

MINITRIX 3041 to 3046



Union Pacific  
3041



Baltimore and Ohio  
3044

Canadian National  
3045

Canadian Pacific  
3046



Pennsylvania  
3043



Santa Fe  
3042



NEW '68

**American Vista Dome Car**  
Standard Dome Car for long distance travel • with interior fitted • finely detailed plastic chassis and superstructure • full inscriptions • length about 5 1/2" • wheels 6.2 mm

MINITRIX 3051 to 3056



Union Pacific  
3051



Baltimore and Ohio  
3054

Canadian National  
3055

Canadian Pacific  
3056



Pennsylvania  
3053



Santa Fe  
3052



NEW '68

**Standard American Box Car**  
length about 3" • wheels 5.2 mm

MINITRIX 3200 to 3206



New Haven 3200



Boston and Maine 3202

Canadian National 3205



Great Northern 3201



National Cylinder Gas 3203

Canadian Pacific 3206



**NEW 86**

**Gondola**

Model of a standard type gondola as used by U.S. railway companies • length 8.1 cm = 3 1/4" approx. • wheels 5.2 mm

MINITRIX 3208 to 3213



Southern Pacific 3210



Baltimore and Ohio 3212



Canadian National 3208



Pennsylvania 3211



Burlington 3213



Canadian Pacific 3209



**NEW 88**

**Cattle-Car**

Model of a standard type cattle-car as used by U.S. railway companies for transportation of livestock moulded in plastic • fully detailed • length 8.1 cm = 3 1/4" approx. • wheels 5.2 mm

MINITRIX 3216 to 3221



Santa Fe 3216



Missouri, Kansas, Texas 3218



Canadian National 3220



Missouri Pacific 3217



Rio Grande 3219



Canadian Pacific 3221

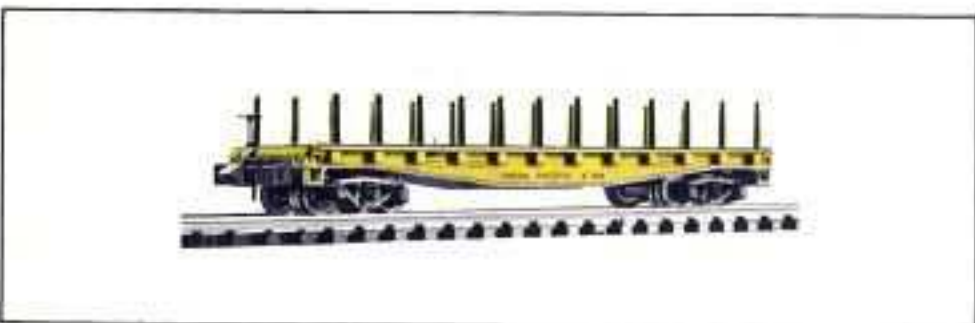


**NEW 88**

**Ore-Car**

Model of typical U.S. wagon for bulk loads of ore etc. moulded in plastic • fully detailed • length 4.9 cm = 2" approx. • wheels 5.2 mm

MINITRIX 3222



**NEW 86**

**Flat-Car**

Model of a standard type U.S. flat car with detachable stand-ons • length 8.3 cm = 3 1/4" approx. • wheels 5.2 mm

MINITRIX 3236 to 3243



Santa Fe 3241



Western Maryland 3243



Canadian National 3236



Great Northern 3242



Union Pacific 3240



Canadian Pacific 3238





NEW '68


#### Refrigerator-Car

Model of a standard type refrigerator-car as used by U.S. railway companies • superdetailed • moulded in plastic • length without couplings 8.1 cm - 3 1/4" approx. • wheels 5.2 mm

MINITRIX 3246 to 3252



Burlington 3246



Carnation 3248



Canadian National 3250



Hormel 3247



Old Heidelberg 3249



Canadian Pacific 3252



NEW '68

#### Caboose

Model of a standard type as used on American trains length without couplings 6.8 cm - 2 1/4" approx. • wheels 5.2 mm

MINITRIX 3266 to 3274

New Haven 3270



Union Pacific 3271



Pennsylvania 3272



Canadian National 3268



Santa Fe 3273



Baltimore and Ohio 3274



Canadian Pacific 3269



NEW '68

#### Hopper-Car

Model of a standard type hopper-car as used by U.S. railway companies • superdetailed • moulded in plastic • length without couplings 8.1 cm - 3 1/4" approx. • wheels 5.2 mm

MINITRIX 3275 to 3279



Southern Pacific 3276



Chicago Outer Belt 3278



Western Maryland 3277



Peabody 3279



NEW '68

#### Tank-Car

Model of a standard type U.S. tank-car • length 8.1 cm - 3 1/4" approx. • wheels 5.2 mm

MINITRIX 3290 to 3293



Shell 3290



Michigan 3292



Mobile 3291



Celanese 3293