



LIMA

Railways

7 26 84
\$ 325

1984/85 ENGLISH INTERNATIONAL EDITION, HO/N SCALE.

P. N. & K. M. DARRELL
7 DOCTORS ROAD,
MORPHETT VALE
Telephone 384 3569



LIMA TRAINS MODELLING WITHOUT FRONTIER

LIMA today are world leaders in their production of model railways using high technology and technical experience proven over many years. A continuous and meticulous research into new developments provides new super-detailed models at realistic price adding to the very wide range of models and operating accessories. This is why LIMA have had a huge success all over the world.

From the prototype to the finished model.

To buy LIMA means to obtain



experience and technical knowledge. For every model, months of painstaking research is undertaken into studying original drawings, plans and photographs. The prototype only goes into production after the original model has been thoroughly

tested to satisfy excellent mechanical performance and after being critically examined to ensure the model faithfully reproduces all the details of the original.

Every single component is in itself tested for accuracy before the model is assembled. To complete the model special procedures check the accuracy of the colour.

Finally a rigorous testing of each product guarantees the quality of LIMA and confirms LIMA as the brand leader in the world of model railways.

The choice of Scale.

LIMA offer the largest range of models in the most popular scales.

HO Scale (16,5 mm) is the most popular scale.

In HO (1/87) LIMA offer a large range of models, repro-



ducing the railways of many nationalities.

An important decision in choosing a scale to model, is available space and where space is a problem, LIMA produce N Scale (9 mm), the miniature scale.

In N (1/160) the Micromodels range is a real work of art and mechanical engineering.

LIMA Locomotives: Built for power.

Every LIMA HO locomotive uses the tried and tested



LIMA «G» motor for long life and reliability and in the N scale the «high performance» micro-motor.

It's a result of many years' development - based on the characteristics we know that modellers demand - and a


design that features very efficient noise reduction, and elimination of TV. and radio interference.

Lifelike Catenary.

The system of electrification with the LIMA catenary is exactly the same used by real railways: the feeding system goes through the pantograph from the overhead wire to the locomotive, while the other pole continues to receive power from the rail. Each locomotive can be easily and speedily equipped for the overhead wire feeding.

LIMA Train Sets - A Perfect Start.


Lima train sets are designed for the perfect start avoiding all the problems one might have when starting a layout. Later on, with additional packs, one can realise a more complex layout.



ERS



Just like the Real Thing.
LIMA have developed a control panel which gives you possibility to reproduce a railway system just like the real thing, a very exclusive item for the modeller.



P. N. & K. M. DARRELL
7 DOCTORS ROAD,
MORPHETT VALE
Telephone 384 3569



NEW

Items marked new are not necessarily available at this time.

G

Locomotive without lights and free from radio and television interference.

LG

Locomotive with lights and free from radio and television interference.

LGP

Electric locomotive with lights, with working pantograph through the catenary and free from radio and television interference.



FIRST LAYOUT

The symbol indicates the 86 items: 15 locomotives, 15 passenger cars, 15 freight wagons, 27 tracks, 10 accessories and 4 power controllers. Recommended by LIMA to successfully build a model railway layout for the first time. These articles' descriptions are printed in «heavy black» letters.

INDEX

Pages

GOLDEN SERIES HO

Golden Series 4-9

SCALE HO

HO scale locomotives	10-17
HO scale passenger coaches	18-25
HO scale freight wagons	26-31
HO scale additional track layouts	32-33
Nickel Silver and Standard tracks	34-35
HO scale accessories	36-41
HO scale catenary system	42-43
HO scale track plans	64-66

MICROMODELS N

Micromodels 44-45

SCALE N

N scale locomotives	46-47
N scale passenger coaches	48-49
N scale freight wagons	50-53
N scale accessories	54
N scale serie inox tracks	55
N scale track plans	67

SCALE N HO

HO/N scale control panel	56
HO/N scale power controllers	57
How to build a layout	58-59
Track installation	60-61
Electrification	62-63



20 1097



20 1094



30 1024

20 1069L

20 5164

20 1068

20 1099

20 5161

20 1096

20 1098



14 9711E
Cheap set

14 9711GP T.G.V.

20 1095LGP Electric locomotive for the TGV train. With operating pantograph. - **20 1096** 1st class coach for the TGV train. - **20 1098** 2nd class dining coach for the TGV train. - **20 1099** Dummy locomotive for the TGV train. - **20 1094** 2nd Class Central Coach for the TGV train. - **20 1097** Central coach with bar for the TGV train.



14 9751G
INTERCITY
HST 125



14 9749GP
LUFTHANSA
AIRPORT EXPRESS

GOLDEN SERIES

HO

HO is the International scale. Every year more modellers are using HO. Lima manufacture the most comprehensive range of HO Locomotives: Steam, Diesel and Electric. All are well known models of each Country and are perfect reproductions in the scale 1:87.

14 9758GP T.E.E.

20 8122LGP French quadricurrent electric locomotive Co'-Co' serie CC 40100. With operating pantograph. - **30 1023** French coach type A of the TEE train. - **30 1024** French composite passenger/luggage coach of the T.E.E. train.

20 8121LGP
Electric locomotive CC 1800 of the S.N.C.B.



20 8122LGP



30 1023

30 1023

20 1067

20 8122LGP


20 5162

20 1066LGP

20 5160LGP

20 1095LGP

20 8057LGP



30 9333

30 9243



20 8153LG

30 9139

30 9139



20 5165LG

20 5167

20 3015LG




30 9246


30 9171

30 9256

30 9255

30 9254





30 9242

14 9744GP TRANS KAROO

20 8057LGP Electric locomotive of the S.A.R. E 919 - Length 165 mm. With operating pantograph. - **30 9242** 1st class coach of the S.A.R. of the train « Trans Karoo » - Length 238 mm. - **30 9243** Dining car coach of the S.A.R. of the train « Trans Karoo » - Length 238 mm. - **30 9333** Baggage car of the S.A.R. train « Trans Karoo » - Length 238 mm.



30 9319

14 9745G BLUE TRAIN

20 8153LG Diesel electric locomotive, class 34-900, series BLUE TRAIN of the S.A.R. - **30 9139** 1st class coach of the S.A.R. train « Blue Train » - Length 268 mm. - **30 9319** Composite coach S.A.R. of the train « Blue Train » - Length 268 mm.



20 5166

20 5168

14 9755G INTERCITY XPT

20 5165LG XPT Class power car incorporating working head light. - **20 5166** N.S.W. first class open coach. - **20 5167** N.S.W. trailer guard second includes guard compartment. - **20 5168** N.S.W. non power trailer.



30 9173

14 9753G OLD TIME STEAM

20 3015LG Australian steam locomotive with tender C.38 - Length 270 mm. - **30 9171** 1st class Australian coach. - **30 9246** Six axle sleeping car of the Australian Railways. - **30 9173** Australian passenger coach 2nd class series MFE.



20 8129LG

14 9746GP SUBURBAN

20 8129LGP S.A.R. electric power coach for the « SUBURBAN » Train - Length 224 mm. With operating pantograph. - **30 9254** 1st class coach of the S.A.R. train « SUBURBAN » - Length 222 mm. - **30 9255** 3rd class coach of the S.A.R. train « SUBURBAN » - Length 222 mm. - **30 9256** 3rd class driver coach of the S.A.R. train « SUBURBAN » - Length 224 mm.





30 3504

30 3500

30 3508

30 9197



20 1059LGP

20 1060

20 8077LG



30 3607

30 3606


20 8127LGP



30 9241

30 9194

20 8033LGP

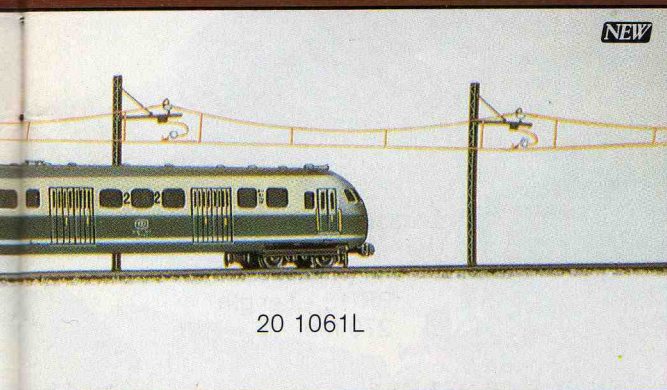


30 9307


30 9117




20 8116LG




20 1061L



30 3607



30 9240



30 9207

**14 9704G
MILITARY-TRAIN**

20 8116LG German Diesel locomotive BR 288 for military train - Length 258 mm. - 30 9197 Passenger coach for military train - Length 220 mm. - **30 3508** 2 axle closed van, for military train - Length 121 mm. - **30 3500** Truck with gun K5 « Leopold » - Length 357 mm. - 30 3504 2 axle open van, for military train - Length 121 mm.

**14 9801GP
BAUREIHE 430 (DB)**

20 1059LGP German electric power coach, series 430 (ex ET 30). With operating pantograph. - **20 1060** Central coach, series BR 830, type AB4ym. - 20 1061L Driver coach, w/o motor, type BD4ym.

**14 9762G
VIA**

20 8077LG FP45 Diesel locomotive Co'-Co' - Length 250 mm. - **30 3606** Dining coach for the American train VIA - Length 268 mm. - **30 3607** Sleeping car for the American train VIA - Length 268 mm.

**14 9759GP
CORAIL**

20 8127LGP French electric locomotive, BB 92000. With operating pantograph. - **30 9194** French passenger coach « Bar Corail », type B5R-tux. - **30 9240** French 2nd class coach, type VTU 75. - **30 9241** French 1st class coach « Eurofima ».


**14 9760GP
CAPITOLE**

20 8033LGP French electric locomotive BB 9200 of the S.N.C.F. With operating pantograph. - **30 9117** French coach 1st class, serie A9, of the S.N.C.F. - **30 9307** French composite 1st class/luggage coach, series A7D, of the S.N.C.F. - **30 9207** French restaurant coach of the S.N.C.F.







20 3008LG
Steam locomotive with
tender 0-4-0 Shifter
B&O - Length 206 mm.



20 3014LG
German steam loco-
motive with tender
BR 18 - Length
270 mm.





20 5119MG
Steam locomotive
CRAB « Class
Express » LMS
brown.



20 3016LG
German steam locomotive w/
tender Series BR 10.




20 1700LG
German tank loco
BR 80 - Length 114 mm.

LOCOMOTIVES

HO

Supertraction. This is a slow traction ratio 1:13.68. Amazingly this reproduces absolute realism of scale speeds. You are able to control a locomotive from a slow starting speed to the maximum speed required. The «Supertraction» generates more power from the motor to the axles, which allows the locomotive to pull a greater number of coaches. Even on slopes it is possible to obtain a steady speed.

High Speed. In high Speed locomotives, the ratio of traction 1:9.6 is used, to create the realism of high speed locomotives as in real life. Both these types of motors are fitted with self lubricating material and therefore do not require any maintenance. The «G» long life motor with anti-noise device for radio and TV is used in all LIMA locomotives.



20 3009LG

Steam locomotive
MIKADO w/tender.
MP - Length
276 mm.

20 3004LG

French steam locomotive
R 141 Mikado 282 -
Length 280 mm.

20 3002LG

French steam locomotive
with tender «MIKADO»
141 R - Length 284 mm.



	201640LG	309172	309172	309203	309336
	203014LG	309201	309201	309201	309301
	203015LG	309246	309171	309246	309246
	208064LG	309138	309236	309138	309317
	208064LG	309138	309203	309203	30917
	208069LG	309160	309160	309160	309160
	208127LG	309240	309240	9241	9241



20 1626LG German Diesel locomotive BR 280 - Length 147 mm.



20 1632LG German Diesel locomotive BR 218 - Length 184 mm.

20 1663G S.A.R. electric locomotive for shunting - Length 112 mm.



20 8047LG French electric locomotive BB 1500 of the S.N.C.F. - Length 200 mm.




20 8043LG Australian diesel locomotive Co'-Co' Class «S» V.R. - Length 205 mm.



201640LG German diesel locomotive BR 221 - Length 212 mm.



20 8022LG Italian electric locomotive E 424 Bo'-Bo' of the F.S. - Length 174 mm.




20 8100LG D.B. class E103 Co'-Co' electric locomotive (TEE Livery) - Length 225 mm.

20 1628LG Swedish Diesel locomotive T43 - Length 162 mm.



20 8024LG Dutch electric locomotive 1200 N.S. - Length 204 mm.



20 8029LG French electric locomotive CC 7100 of the S.N.C.F. - Length 217 mm.



20 8031LG Swiss electric locomotive series 1407-1483 of the SBB-CFF - Length 260 mm.



20 8036LG French Diesel locomotive series BB 67000 of the S.N.C.F. - Length 195 mm.



20 8032LG German electric locomotive E 410 Bo'-Bo' of the DB - Length 196 mm.



20 8051LG Swiss electric locomotive Re 6/6 series 11604 "Faido" of the SBB-CFF - Length 216 mm.



20 8049LG Diesel locomotive class 44, series MK11 of the Australian Railways - Length 205 mm.




20 8054LG German electric locomotive BR 151 of the DB - Length 216 mm.




20 8058LG French electric Diesel locomotive series CC72000 of the S.N.C.F. - Length 225 mm.

208062LG Electric locomotive RENFE 7600 series - Length 212 mm.



20 8063LG Portugaise diesel locomotive series 1900 - Length 225 mm.





20 8064LGP Italian electric locomotive Bo'-Bo'-Bo' E 656 «Caimano». With operating pantograph - Length 210 mm.




20 8066LG Swiss electric locomotive Re 4/4 series 10027-10050 - Length 170 mm.

208069LG Portuguese electric locomotive - Length 200 mm.



20 8071LG Diesel locomotive Co'-Co' FP 45 from S.F. - Length 250 mm.



20 8089LG Diesel locomotive C 420 ALCO SP. - Length 200 mm.

208106LG Diesel locomotive RENFE - Length 205 mm.



20 8136LGP Italian electric locomotive Bo'-Bo'-Bo' type E 633 of the F.S. With operating pantograph.



20 8107LGP French electric locomotive BB 7200. With operating pantograph - Length 200 mm.



20 8118LGP Swiss electric locomotive type Ae 3/6' series 10698. With operating pantograph - Length 165 mm.

20 8123LG Australian Diesel locomotive, Co'-Co' GM 32 Class 5 - Length 205 mm.



20 8124LG Australian Diesel locomotive Co'-Co' Class 42 - Length 205 mm.



20 8056LG Electric locomotive S.A.R. for the «BLUE TRAIN» - Length 165 mm.



20 8130LGP Electric locomotive, type E 114, of the N.S.B. With operating pantograph - Length 200 mm.



20 8133LGP German electric locomotive 112 (E 10¹²). With operating pantograph - Length 195 mm.

20 8143LGP German electric locomotive series BR 120 of the DB. With operating pantograph.



20 8144MG Swiss Diesel locomotive Bm 4/4.





20 8147LG Swiss electric locomotive Ae 6/6 - Length 205 mm



20 8149LGP Italian electric locomotive E 646 of the F.S. With operating pantograph - Length 210 mm.

20 8158LGP French electric locomotive BB 9200 type 9231. With operating pantograph.



20 8166LGP French electric locomotive BB 9200 type 9283. With operating pantograph.



20 8134LG The 502 class 34 electric diesel locomotives of the S.A.R.



NEW
20 8164LG Australian diesel locomotive Co'-Co' class 422.

30 9119
Italian coach 2nd class
of the F.S. - Length
270 mm.

30 9109
Dutch coach 1st class,
series A 6500, of the
N.S. - Length 253 mm.

30 9145
German 1st class coach
series « Silberlinge » -
Length 257 mm.



30 9151L
Swiss driver,
w/o motor, 2nd class
type BDT of the SBB-FFS.


30 9136
Italian driver 2nd
class coach of the F.S. -
Length 270 mm.



30 9114 Swiss coach 1st class of the BLS - Length 265 mm.





30 9115 Italian coach 1st class, series A-UIC-x, of the F.S. New Livery - Length 268 mm.



30 9116 Italian coach 2nd class, series B-UIC-x, of the F.S. New Livery - Length 268 mm.

30 9121 Swiss coach 2nd class of the BLS - Length 265 mm.



PASSENGER COACHES

H0

With each Lima locomotive that is produced, a series of authentic passenger coaches may be purchased to complete original trains. These passenger coaches are reproduced perfectly in every detail so that highest possible number or combinations of coaches may be joined together to reproduce the principal trains of the world. All these may be found in this catalogue.



30 9146
German driver 2nd class coach series « Silberlinge » - Length 252 mm.

30 9110
Dutch coach 2nd class of the N.S. - Length 253 mm.



30 9126 1st class Coach of the « Overland » train - Length 268 mm.



30 9127 2nd class carriage of the Australian train « Indian Pacific Express » - Length 268 mm.

30 9129 French coach « Grand Confort » series A8TV of the S.N.C.F. - Length 268 mm.



201700LG	303103	303111	303111	303113	
201700LG	302856	303174	302713	303154	302811
208029LG	309052	309052	303105L		
208054LG	302891	302891	302891	302891	302891
203014LG	303101	309058	303174	303174	303174
203014LG	302904	302904	302904	302904	



30 9142 1st class coach RENFE
- Length 268 mm.



309138 Italian 1st class coach "Gram Comfort" - Length 268 mm.




30 9148 2nd class coach of the Portuguese train «Foguete».

30 9159 Swiss 2nd class coach of the SBB-CFF - Length 233 mm.



30 9160 1st class coach of the Portuguese train "Foguete".




30 9163 French ambulance coach of the S.N.C.F. - Length 268 mm.



30 9165 Baggage coach «Correos» RENFE - Length 255 mm.



30 9167 German compartmented coach «IC/TEE», type Avüm, of the D.B. - Length 268 mm.



30 9168 German 1st class coach «IC/TEE», type Apüm, of the D.B. - Length 268 mm.



30 9143 2nd class coach
RENFE - Length 268 mm.



30 9169 German dining coach, « IC/TEE », type Wrümsz, of the D.B. - Length 268 mm.

30 9174 German 1st class coach of the D.B. - Length 268 mm.



30 9175 Swiss coach "Cafeteria", series SR89-30. - Length 268 mm.




30 9180 German compartmented coach "Rheingold", type Avüm, of the D.B. - Length 268 mm.

30 9181 German 1st class coach "Rheingold" type Apüm, of the D.B. - Length 268 mm.


30 9182 German restaurant coach "Rheingold", type Wrümsz, of the D.B. - Length 268 mm.





30 9170 German observation coach IC/TEE, type ADüm, of the D.B. - Length 268 mm.



30 9183 German observation coach "Rheingold", type ADüm, of the D.B. - Length 268 mm.



30 9191 French 2nd class sleeping coach, series B9C9X, of the S.N.C.F. - Length 268 mm.



30 9201 Pullman coach C.I.W.L. - Length 220 mm.



30 9202 Restaurant coach C.I.W.L. - Length 220 mm.

30 9203 Sleeping coach, type M, of the C.I.W.L. - Length 268 mm.



30 9217 German restaurant coach, type VRüm, of the D.B. - Length 268 mm.



30 9213 French cinema coach of the S.N.C.F. - Length 268 mm.



30 9219 French restaurant coach «Grand Confort» of the S.N.C.F. - Length 268 mm.



30 9215 Dining car of the Australian train «The Overland» - Length 268 mm.



30 9247 Power van of the Australian train «Indian Pacific Express» - Length 268 mm.

30 9216 Dining car of the Australian train «Indian Pacific Express» - Length 268 mm.



30 9226 German coach «Rheingold Salonwagen» - Length 268 mm.



30 9233 Italian sleeping coach «T.E.N.» of the F.S. - Length 268 mm.

309245 S.B.B. "Self Service" coach - Length 268 mm.

30 9251 Swiss sleeping coach «T.E.N.», type Mu, of the S.B.B.-C.F.F. - Length 268 mm.



30 9259 Swiss sleeping coach «Eurofima», type Bcm, of the SBB-CFF-FFS - Length 268 mm.



30 9267 French restaurant coach «Gril Express» of the S.N.C.F. - Length 268 mm.



30 9258 Australian power van for the train «The Overland» - Length 268 mm.



30 9269 Swiss 2nd class coach, type EW1, of the SBB-CFF-FFS - Length 265 mm.

30 9301 Wagon-Lits baggage car - Length 220 mm.





30 9305 Dutch restaurant coach, series RD 6951, of the N.S. - Length 253 mm.



30 9311 French composite 1st class/luggage coach « Grand Confort », series A4Dtux, of the S.N.C.F. - Length 268 mm.



30 9317 Italian luggage « Grand Confort » of the F.S. - Length 255 mm.




30 9322 Sleeping car of the Australian train « Indian Pacific Express » - Length 268 mm.



30 9244 S.A.R. 2nd class coach of the train « Trans Karoo » - Length 238 mm.



30 9323 Sleeping car of the Australian train « the Overland » - Length 268 mm.




30 9329 Italian 1st class coach « Eurofima » of the F.S. - Length 268 mm.





30 9334 Swiss luggage, type EW II, of the SBB-CFF - Length 211 mm.

30 9340 French luggage coach « Corail », series Dd2, of the S.N.C.F.



30 9343 S.A.R. guard's van, type V-8 - Length 142 mm.



30 9341 French luggage coach, series Dd2, of the S.N.C.F.

30 9342 Australian brake van, class 8300 - Length 135 mm.



30 9344 French composite 2nd class/luggage coach, type B6 Dd2, of the S.N.C.F. - Length 268 mm.



30 9345 French composite 2nd class/luggage coach, series B6 Dd2, of the S.N.C.F. - Length 268 mm.



30 9330 German 1st class coach «Eurofima» of the D.B. - Length 268 mm.

30 9336 German composite 2nd class/luggage coach, type BDüm, of the D.B. - Length 268 mm.

Flat wagon with containers
«DANZAS - SEA LAND» -
Length 168 mm.

2 axle refrigerator van
«INTERFRIGO» -
Length 126 mm.

30 2832
Swedish wagon
transporting tur-
nings - Length
150 mm.

30 2859
Flat wagon
with «DB»
container - Len
168 mm.

30 2831
Flat wagon
with stakes
«Litt O» -
Length 140
mm.


30 2711
«ESSO» tank
wagon - Length
116 mm.

30 2713
«SHELL» tank
wagon - Length 116
mm.



30 2842
S.J. flat wagon
w/4 spherical «Slotts-
Senap» containers -
Length 168 mm.

30 286
Open

30 2716 «ELF» tank wagon - Length
116 mm.

30 2804 Silos box car «OMYA» -
Length 105 mm.

30 2808 Silos box car of SNCF - Length
105 mm.



30 2809 Silos box car «EVS» - Length
105 mm.


30 2810 German wagon bascula -
Length 92 mm.

30 2811 Wagon with pipes «Dalmine» -
Length 116 mm.

30 2825 Flat wagon with wine Beaujo-
lais - Length 116 mm.

30 2849 S.J. flat wagon with «Chiquita»
containers - Length 168 mm.

30 2853 NSB flat wagon w/5 «Linje-
gods» containers - Length 168 mm.



30 2863 SNCF bogie covered wagon - Length 225 mm.

30 2864 Bogie covered wagon of VR Company - Length 225
mm.

FREIGHT WAGONS

HO

Despite modern developments in freight stock, there are still many older wagons to be seen on today's railways. Lima covers the whole range. Open wagon with fixed and opening sides, closed vans for general goods, car and container transporters, tankers and even the most up-to-date bulk carriers. Every year the choice grows and grows. With Lima wagons you can compose freight trains of

infinite variety - just as you see in real life.

Length
m.

30 2904
4 axle tank wagon «SHELL GAS» - Length 190 mm.

286 1
Open wagon with transport of - MERCEDES-AGFA - Length 116 mm.

30 2903
4 axle tank wagon «MOBILLOIL» - Length 190 mm.

30 2865 Flat with Australian containers TNT + RACE - Length 175 mm.

30 2891 German Erz III d. coal wagon with automatic unloading - Length 139 mm.

30 2893 French coal wagon Pechiney - St. Gobain with automatic unloading - Length 139 mm.



30 2916 4 axle tank wagon «Texaco» - Length 190 mm.

30 2917 4 axle tank wagon of S.A.R. - Length 158 mm.

30 3101 Norwegian goods van w/sliding doors - Length 126 mm.

30 3105L Bogie brake van of the S.N.C.F. with working rear red light - Length 142 mm.

30 3107 Australian closed wagon - Length 72 mm.



30 3111 German beer wagon «Spatenbräu» - Length 126 mm.

30 3113 Refrigerator wagon «Coca-Cola» - Length 121 mm.

30 3154 Refrigerator wagon «Ovomaltine»..



30 3106 French closed wagon «SERNAM»
- Length 121 mm.

30 3102 Postal wagon of the SBB-CFF -
Length 121 mm.

30 3171 2 axle open wagon -
Length 121 mm.



30 3161 2 axle covered wagon -
Length 121 mm.



30 3164 German closed wagon ASG -
Length 121 mm.



30 3166 Swiss closed wagon Type GS
UIC - Length 121 mm.

30 3174 Italian open wagon w/coal -
Length 121 mm.



30 3184 French wagon w/telescopic
opening - Length 132 mm.



30 3511 Australian open van - Length
72 mm.



30 3181 4 axle German wagon w/opening for special trans-
port - Length 161 mm.



30 3198 «FRANPRIX» freight van w/sliding doors - Length
242 mm.

30 3191 Refrigerator wagon «INTERFRIGO» - Length
242 mm.

30 3193 Refrigerator wagon «MARTINI» - Length
242 mm.



30 3172
French open wagon of the
S.N.C.F. - Length
121 mm.



30 3182
4 axle french wagon w/opening
top for special transports - Length
161 mm.




30 3187
French wagon «TAES» w/opening
top - Length 160 mm.





30 3547 SJ open wagon «LITT O» with AXLES - **30 3553** SJ closed wagon type Gbs - Length 158 mm. Length 140 mm.

30 3546
Swiss closed wagon Gklmv
(K2) - Length 96 mm.



30 3200 «EVS» freight van w/sliding doors - Length 242 mm.



30 3239 62' tank car «Ampol» - Length 220 mm.

30 3520 Open wagon w/coal of the SAR-SAS - Length 121 mm.



30 3521 Open wagon w/Tarpaulin of the SAR-SAS - Length 121 mm.



30 3522 Australian open wagon GY w/Tarpaulin - Length 72 mm.



30 3562 Refrigerator wagon «CARLSBERG» - Length 158 mm.



30 3566 German closed van Hbis 297 w/sliding doors - Length 160 mm.



30 3573 2 axle wagon to transport automobiles - Length 125 mm.



30 3178 Open wagon with cover «VOLKSWAGEN-AUDI» - Length 121 mm.

30 3186 4 axle wagon w/telescopic opening - Length 132 mm.

30 3205 Closed wagon w/sliding doors - Length 242 mm.




30 3550 Refrigerator wagon «FINDUS» - Length 158 mm.



30 3554 SJ closed wagon «ASG» - Length 158 mm.





FLT 30 9058 Break down crane w/ flat - Length 260 mm.



NEW
30 3575 DB open wagon type KLM 505 - Length 120 mm.



NEW
30 3576 Closed wagon «ISOVER» - Length 180 mm.





FLT
30 3626 Bogie tank wagon 40' «BP» - Length 148 mm.

30 9036 Open wagon ELX of the South Australian Railways - Length 163 mm.

30 9038 Twin trucks with planks - Length 215 mm.

30 9040 Closed van S.A.R. - Length 142 mm.




30 9034 4 axle open wagon w/cover «Mercedes» - Length 206 mm.




30 9039 Twin trucks with pipes - Length 215 mm.

30 9041 Open wagon S.A.R. - Length 130 mm.

30 9042 4 axle wagon D.B. with stakes - Length 206 mm.



30 9043 4 axle German open wagon - Length 206 mm.



30 9044 French flat wagon «Roos» - Length 227 mm.



30 9045 Swiss open wagon «Eaos» - Length 160 mm.




30 9050 S.I.T.F.A. wagon to transport automobiles - Length 290 mm.

30 9052 French foundry wagon «CAFL» of the S.N.C.F. - Length 220 mm.



30 9054 German wagon to transport automobiles - Length 280 mm.



30 9056 Multiple wagon with «Philips» transformer load - Length 220 mm.




30 9063 «GOTH» wagon to transport automobiles - Length 290 mm.

30 9064 4 axle open wagon - Length 160 mm.



30 9069 Australian wagon to transport automobiles, class VMPY, «The Overland» - Length 248 mm.



NEW **30 3570** 4 axle German closed wagon type Tadgs 959



30 9071 Opper wagon S.A.R. type FCD2 - Length 170 mm.



30 9072 Opper wagon S.A.R. type FGDI - Length 135 mm.



30 9077 Wagon to transport automobiles of the OBB - Length 280 mm.



Printed in Italy
Imprimé en Italie

638403