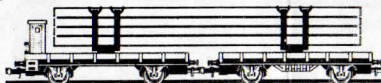



Vagón plataforma corto
Ref. 371



Vagón plataforma largo con garita
Ref. 372




Vagón plataforma doble con carga de madera
Ref. 373



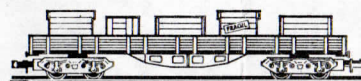
Vagón frigorífico «Transfesa»
Ref. 381/B Ref. 382/AZ




Vagón borde bajo 4 ejes
Ref. 391/M Ref. 392/G



Vagón borde bajo 4 ejes con tubos
Ref. 393/M Ref. 394/G



Vagón borde bajo 4 ejes con cajas
Ref. 395/M Ref. 396/G



Vagón borde bajo 4 ejes con bobinas
Ref. 397/M Ref. 398/G



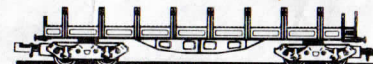
Vagón borde alto 4 ejes
Ref. 411/M Ref. 412/G



Vagón borde alto 4 ejes con arena
Ref. 413/M Ref. 414/G



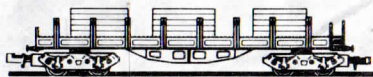
Vagón borde alto 4 ejes con troncos
Ref. 415/M Ref. 416/G



Vagón teleros 4 ejes
Ref. 431/M Ref. 432/G



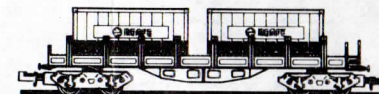
Vagón teleros 4 ejes con troncos
Ref. 433/M Ref. 434/G



Vagón teleros 4 ejes con cajas
Ref. 435/M Ref. 436/G



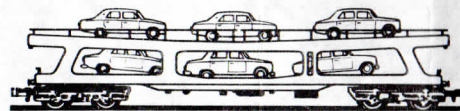
Vagón teleros 4 ejes con bobinas
Ref. 437/M Ref. 438/G




Vagón teleros 4 ejes con «containers»
Ref. 439/M Ref. 440/G



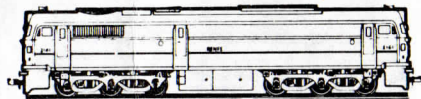
Vagón porta-coches 4 ejes
Ref. 451




Vagón porta-coches 4 ejes con coches
Ref. 452



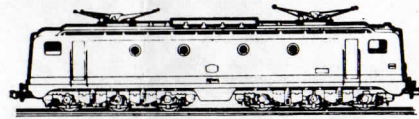
Locomotora Diesel maniobras (S.N.C.F.)
Ref. 011




Locomotora Diesel ALCO Renfe
Ref. 012



Locomotora vapor F.F.A.
Ref. 013




Locomotora eléctrica ALSTHOM Renfe
Ref. 014/V Ref. 015/R



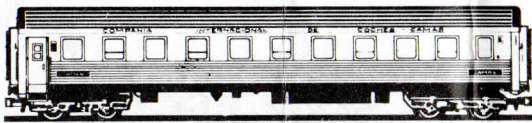
Coche viajeros 1.ª clase
Ref. 201/V Ref. 202/AZ



Coche viajeros 2.ª clase
Ref. 203/V Ref. 204/AZ




Furgón
Ref. 205/V Ref. 206/AZ



Coche camas (aluminio)
Ref. 207



Vagón borde bajo
Ref. 301/M Ref. 302/G




Vagón borde bajo con coches
Ref. 303/M Ref. 304/G




Vagón borde bajo con carbón
Ref. 305/M Ref. 306/G



Vagón borde bajo con grava
Ref. 307/M Ref. 308/G



Vagón borde bajo con tubos
Ref. 309/M Ref. 310/G



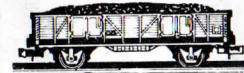
Vagón borde bajo con traviesas
Ref. 311/M Ref. 312/G



Vagón borde medio
Ref. 321/M Ref. 322/G



Vagón borde medio con carbón
Ref. 323/M Ref. 324/G



Vagón borde medio con grava
Ref. 325/M Ref. 326/G



Vagón borde medio con tubos
Ref. 327/M Ref. 328/G



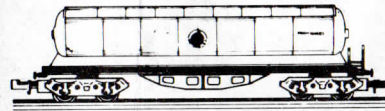
Vagón borde medio con cajas
Ref. 329/M Ref. 330/G



Vagón mercancías cerrado
Ref. 341/M
Ref. 342/G
Ref. 343/A
Ref. 344/B
Ref. 345/V



Vagón cisterna
«Campsa» Ref. 351 «Aral» Ref. 356
«Shell» Ref. 352 «BP Sup.» Ref. 357
«Esso» Ref. 353 «Fina» Ref. 358
«STP» Ref. 354 «ELF» Ref. 359
«Gulf» Ref. 355 «TOTAL» Ref. 360



Vagón cisterna 4 ejes «Butano»
Ref. 361 (c. butano) Ref. 362 (c. alumin.)

/M Color marrón /A Color amarillo
/G . gris /V . verde
/B . blanco /AZ . azul
/R Color rojo