



GRAHAM FARISH

Masterpieces in Miniature



'N' Gauge Catalogue

Detailed Scale Models for Adult Collectors

IAN ALLAN
BOOKSHOP
£3.50

Special Edition Models

Graham Farish Special Editions are designed for 'N' Gauge enthusiasts who enjoy collecting locomotives which reflect the changing faces of the railways.

For easy identification at your dealer, Yellow labels denote ongoing models. Silver labels identify Special Editions, of which numbers are restricted. And Red labels are reserved for Limited Editions of only 500.

As the privatisation of BR continues, 'N' Gaugers can be sure that Graham Farish will be releasing more of these highly collectable Special Editions.



8022. Waterman Railways Class 47 Diesel Locomotive.



805D. Loadhaul Class 56 Diesel Locomotive.



8312. Civil Engineering Class 33 Diesel Locomotive.



805E. EW&S Class 56 Diesel Locomotive.



803D. Mainline Class 37 Diesel Locomotive.



LEIII A. London Transport Class 5700 Locomotive.



806A. Civil Engineering Class 31 Diesel Locomotive.

Limited Editions always capture a unique episode in railway history. In 1932 a handful of GWR 5700 Panniers were converted to work meat traffic over the Metropolitan line to Smithfield. Hence the authentic maroon livery.

Graham Farish - A lifetime's experience in precision engineering

Once you've decided to enter the exciting world of 'N' Gauge, it won't be long before you're aware of the pre-eminent position which Graham Farish holds.

Precision engineers for the past 75 years and specialists in 'N' Gauge for a generation and more, Graham Farish has made its mark through attention to detail, insistence on high quality and a readiness and ability to develop innovative ideas.

And it's those very qualities which have helped the company to flourish – so that now its range is the most extensive you'll find, with hundreds of different models reflecting every aspect of British railways from the pre-war age of steam, through the early years of nationalisation and on up to the present day.



0201. POWERBOX 300 Transformer and Hand Held Controller.

Year after year, the Graham Farish range is revitalised and refreshed, with outmoded models giving way to an influx of newly produced replicas to extend the options even more.

They could be famous steam engines like those shown below – maybe new diesels, electric locos or the rolling stock they pull – but most likely it will be a collection of all those and more.

And every so often, Graham Farish also comes up with a real breakthrough like the Powerbox 300 – an ultra-compact transformer you can plug into any ordinary household socket and a slimline hand-held controller that gives you the maximum freedom to move about your layout and gives you fingertip control over direction and speed.



1655. BR Class 4 2-6-4T Standard Tank Locomotive (80064).



1656. BR Class 4 2-6-4T Standard Tank Locomotive (80079).



1845. BR Class 4F (0-6-0) Tender Locomotive.



1841. LMS Class 4F (0-6-0) Tender Locomotive.




1855. BR 2-6-0 "CRAB" Tender Locomotive.



1851. LMS 2-6-0 "CRAB" Tender Locomotive.

To satisfy the serious 'N' Gauge enthusiast, Graham Farish has already produced its own Limited Edition models – with each meticulously made replica accompanied by an individually numbered Certificate – and such was the demand for these superb collector's pieces, that more are planned for future release.



LE185A. LMS 2-6-0 "CRAB" Locomotive Crimson Lake Livery.



LE814A. Limited Edition Class 101 DMU 3 car set Strathclyde Livery.




GRAHAM FARISH

Masterpieces in Miniature




1702. LNER General Purpose Tank Locomotive.



1822. LNER Flying Scotsman Mainline Tender Locomotive.




1705. BR General Purpose Tank Locomotive.




1825. BR Flying Scotsman Mainline Tender Locomotive.




1701. LMS General Purpose Tank Locomotive.



1827. BR A3 Class Mainline Tender Locomotive.



1706. LMS General Purpose Tank Locomotive.



1811. LMS Duchess Class Mainline Tender Locomotive.




1703. SR General Purpose Tank Locomotive.




1814. BR Duchess Class Mainline Tender Locomotive.




1605. BR Prairie Tank Locomotive.



1816. BR Duchess Class Mainline Tender Locomotive.



1606. BR Prairie Tank Locomotive.



1444. GWR Castle Class Mainline Tender Locomotive.




1604. GWR Prairie Tank Locomotive.




1446. GWR Castle Class Mainline Tender Locomotive.

Steam Locomotives




Though many years have passed since they last thundered over British Rail's tracks, steam locomotives have never lost their power to fascinate and thrill. And looking at the unrivalled Graham Farish range, it isn't all that hard to see why.


For here are those timeless powerhouses recreated in miniature, from mighty mainline locos to tireless freight engines and a score of authentic alternatives in between – each with a distinctive character of its own, each in its own evocative livery and all faithfully reproduced to give your 'N' Gauge layout the real atmosphere and style of that golden age of steam.




1104. GWR Pannier Tank Locomotive.



1016. BR Class J94 Saddle Tank Locomotive. 1017. NCB Class J94 Saddle Tank Locomotive. 1105. BR Pannier Tank Locomotive.




1201. LMS 4P Class Tender Locomotive.




1205. BR 4P Class Tender Locomotive.




1801. LMS Class Five Mixed Traffic Tender Locomotive.




1805. BR Class Five Mixed Traffic Tender Locomotive.




1901. LMS Class 8F Heavy Freight Locomotive.



1905. BR Class 8F Heavy Freight Locomotive.



1404. GWR Hall Class Mainline Tender Locomotive.



1405. BR Hall Class Mainline Tender Locomotive.



GRAHAM FARISH

Masterpieces in Miniature



Ever since the earliest days, the evolution of our railways has been marked by continual innovation and change, and perhaps nowhere is this better illustrated than in the different forms of motive power which have been developed over the years.

As you can see, Graham Farish has mirrored those developments right up to the present day, with a range of modern diesels and electric locomotives that not only look exactly like the originals but are also engineered to a similarly exacting standard for the power, performance and control that typify this generation of locos.

There are half a dozen different diesel classes represented on just this page, in a variety of distinctive liveries exemplifying BR's changing approach to its business and featuring the striking designs developed for specific industrial sectors and commercial enterprises alike.

And to bring the story right up to date, there's even a model of the elegant Class 91 electric loco, which you can not only run on conventionally powered track but also convert to overhead pick-up for even greater realism and authenticity.


In other words, locos that represent the present and foreseeable future of BR – and which, thanks to Graham Farish, do exactly the same for your own 'N' Gauge layout.



8055. BR Class 56 Diesel Locomotive.



8056. BR Construction Sector Class 56 Diesel Locomotive.



8057. BR Coal Sector Class 56 Diesel Locomotive.




8408. BR Network South East Class 50 Diesel Locomotive.


Diesel and Electric Locomotives



8024. BR Network South East Class 47 Diesel Locomotive.



8025. BR Rail Express Class 47 Diesel Locomotive.



8027. BR Parcels Sector Class 47 Diesel Locomotive.




8028. BR Intercity Class 47 Diesel Locomotive.



8807. BR Intercity Class 91 Electric Locomotive.



8036. BR Coal Sector Class 37 Diesel Locomotive.



0867. BR Intercity Mk IV (DVT)(Dummy).



8037. BR Petroleum Sector Class 37 Diesel Locomotive.



8316. BR Construction Sector Class 33 Diesel Locomotive.




8038. BR Metals Sector Class 37 Diesel Locomotive.



8317. BR Distribution Sector Class 33 Diesel Locomotive.




1006. BR 'Thomas' Class 08 Diesel Locomotive. 1008. BR Railfreight Class 08 Diesel Locomotive.




And now if you turn the page, you can turn back the clock – to diesels which echo an era now gone, but whose spirit and special character have been perfectly preserved in more minutely detailed models from the seemingly endless Graham Farish range.

GRAHAM FARISH


Masterpieces in Miniature




8004. BR Class 47 Diesel Locomotive.



8007. BR Class 47 Diesel Locomotive.



8008. BR Railfreight Class 47 Diesel Locomotive.




8115. BR Class 40 Diesel Locomotive.




8116. BR Class 40 Diesel Locomotive.



1005. BR 08 Class Diesel Locomotive.



8117. BR Class 40 Diesel Locomotive.



8204. BR Class 20 Diesel Locomotive.




8414. BR Class 55 Diesel Locomotive.



8304. BR Class 25 Diesel Locomotive.



8415. BR Class 55 Diesel Locomotive.




8314. BR Class 33 Diesel Locomotive.






Diesel Locomotives


If you want your 'N' Gauge layout to reflect the reality of post-war railways, then you'll obviously want to include your own collection of classic diesel locos – so many different types from decades of the past and each with the renowned Graham Farish motorised chassis to provide an awesome amount of power at the head of a passenger express or hauling a 100-wagon goods train with effortless ease.



8005. BR Class 47 Diesel Locomotive.



8001. BR Scotrail Class 47 Diesel Locomotive.




8015. BR Class 37 Diesel Locomotive.



1007. BR 08 Class Diesel Locomotive.



8406. BR Class 50 Diesel Locomotive.




8205. BR Class 20 Diesel Locomotive.



8405. BR Class 50 Diesel Locomotive.




8305. BR Class 25 Diesel Locomotive.



8426. BR Class 52 Diesel Locomotive.



8315. BR Class 33 Diesel Locomotive.



8174. GWR Diesel Railcar.

GRAHAM FARISH

Masterpieces in Miniature

If you think back two or three decades, to any ordinary working day on British Rail, it's completely impossible to imagine the scene accurately without including the archetypal Class 101.

After all, it was those ruggedly reliable diesel multiple units which were the mainstay of suburban, commuter and rural routes from the middle fifties on,

with more than 5,000 eventually entering service in virtually every area of the country.


Needless to say then, the Class 101 also makes its presence felt in the Graham Farish range, with a choice of two and three car units – and single coaches too – finished in the distinctive liveries specific to a particular period or the region where they worked.



0918. BR 101 Class DMU (TS) centre car.



8148. BR Network South East Class 101 DMU 3 car set.



0913. BR 101 Class DMU (TS) centre car.



8143. BR 101 Class DMU 3 car set.




0916. BR 101 Class DMU (TS) centre car.



8146. BR 101 Class DMU 3 car set.



0915. BR 101 Class DMU (TS) centre car.



8145. BR 101 Class DMU 3 car set.




101 Class DMU




8131. BR Regional Railways Class 101 DMU 2 car set.



8133. BR 101 Class DMU 2 car set.



8136. BR 101 Class DMU 2 car set.



8135. BR 101 Class DMU 2 car set.





GRAHAM FARISH

Masterpieces in Miniature


Although the stylish Class 159 hasn't been in service very long, it's already making an appearance in the Graham Farish range – so if your layout features modern passenger services, you can certainly add it to your routes.




8748. BR Network South East Class 159 3 car set.



8707. BR Regional Railways Class 158 2 car set.



0887. Class 158 Regional 2 car (Dummy) set.



When the first Intercity 125 came into service back in 1976, its speed and air-conditioned comfort transformed people's view of rail travel almost as soon as their journeys were under way.

And looking at these superb Graham Farish models of BR's standard-bearing HST, it's easy to appreciate the impact which they've had – and just as easy to understand why BR's many accolades even include a Design Council Award.

As you would expect, the Graham Farish versions are every bit as striking, with the HST's sleek design recreated with infinite care, their eye-catching liveries reproduced to perfection and a suitably powerful motorised chassis to reflect their record breaking speeds.



8127. HST 125 Set. BR Intercity (Swallow) Set.



8125. HST 125 Set.

Class 158, Class 159 and HST 125



Take a look at any recent regional routing map and you'll soon see just how many towns and cities are served by the BREL-built Class 158. In fact, in the first few years after they were introduced, more than 170 took to the tracks, bringing much improved standards of comfort and performance to the routes of Regional Railways.

And since they're obviously essential to any modern image layout, they are, of course, included in the Graham Farish motive department. These models feature a wealth of important detail that captures the very essence of the design and gives you the perfect 'N' Gauge version of a train that's destined to become a classic of its type.






GRAHAM FARISH

Masterpieces in Miniature



4101. MR (GUV) 57ft General Utility Van.



4105. BR (GUV) 57ft General Utility Van.




0787. BR Mk I (BG) Post Office Parcels 57ft Bogie Coach.



4106. BR Rail Express (GUV) 57ft General Utility Van.




0797. BR Mk I (POS) Post Office Sorting 63ft Bogie Coach.



4107. BR Post Office (GUV) 57ft General Utility Van.




0807. BR Intercity Mk II (TSO2E) 65ft Bogie Coach.



0817. BR Intercity Mk II (FO2D) 65ft Bogie Coach.


British Rail Coaches




0707. BR Intercity Mk III (TS) 75ft Bogie Coach.



0727. BR Intercity Mk III (TF) 75ft Bogie Coach.



0747. BR Intercity Mk III (TRFB) 75ft Bogie Coach.




0767. BR Intercity Mk III (TGS) 75ft Bogie Coach.




0827. BR Intercity Mk IV (FO) 75ft Bogie Coach.



0837. BR Intercity Mk IV (TSO) 75ft Bogie Coach.




0847. BR Intercity Mk IV (RFM) 75ft Bogie Coach.



0857. BR Intercity Mk IV (TSOE) 75ft Bogie Coach.

As the years have gone by, the rolling stock British Rail rely on for their passenger services has seen all sorts of subtle and more substantial change – and to make sure 'N' Gauge can reflect these developments, Graham Farish has made an on-going commitment to producing models which portray rail travel in all its many guises.

Here you will see a representative selection of the different passenger carriers that have appeared on Intercity routes since 1971 – meticulously produced



miniatures of the Mk I, II and III bogie coaches, superbly scaled down from the 75ft originals and displaying so many of the themes and variations which can make all the difference to the authentic recreation of passenger railways as they really are.

Once you have catered for your passengers, no doubt you will turn your attention to the Royal Mail. It goes without saying that Graham Farish has the coaches needed to transport letters and parcels and even sort them en route.

With the additional choice of General Utility Vans (and what real railway network could do without those), Graham Farish have managed to cover yet another interesting aspect of modern British railway operations.

British Rail Mk I and II Coaches



0681. MR Mk 1 Corridor Second (SK) 63ft Bogie Coach.



0691. MR Mk 1 Corridor Brake End (BCK) 63ft Bogie Coach.



0683. SR Mk 1 Corridor Second (SK) 63ft Bogie Coach.



0693. SR Mk 1 Corridor Brake End (BCK) 63ft Bogie Coach.



0684. WR Mk 1 Corridor Second (SK) 63ft Bogie Coach.



0694. WR Mk 1 Corridor Brake End (BCK) 63ft Bogie Coach.



0685. BR Mk 1 Corridor Second (SK) 63ft Bogie Coach.




0695. BR Mk 1 Corridor Brake End (BCK) 63ft Bogie Coach.




0686. BR Mk I Corridor Second (SK) 63ft Bogie Coach.




0696. BR Mk I Corridor Brake End (BCK) 63ft Bogie Coach.




0801. BR Scotrail Mk IIE Tourist Second Open (TSO) 65ft Bogie Coach.




0811. BR Scotrail Mk IID First Open (FO) 65ft Bogie Coach.



0805. BR MkIIE Tourist Second Open (TSO) 65ft Bogie Coach.



0815. BR MkIID First Open (FO) 65ft Bogie Coach.



0808. BR Network South East Mk IIE Tourist Second Open (TSO).



0818. BR Network South East Mk IID First Open (FO) 65ft Bogie Coach.


Steam Locomotives




1513. BR Rebuilt Merchant Navy Class Mainline Tender Locomotive.




1515. BR Rebuilt Battle of Britain Class Mainline Tender Locomotive.



1114. GWR Class 5700 Pannier Tank Locomotive. 1115. BR Class 5700 Pannier Tank Locomotive.



1124. GWR Class 5700 Pannier Tank Locomotive. 1125. BR Class 5700 Pannier Tank Locomotive.



1731. LMS Class 3F "Jinty" Tank Locomotive. 1735. BR Class 3F "Jinty" Tank Locomotive.

There's no denying the popularity of steam, so much so, that Graham Farish has extended its impressive range of Steam Locomotives to include the legendary Pacifics of Southern Railways.

Large boilers, wide fire boxes and three high-pressure cylinders driving the middle axle, these monsters of steam have been authentically modelled in painstaking detail for 'N' Gauge enthusiasts who want to capture the excitement of the post war Southern line.

No steam layout would be complete without a Class 5700 Pannier Engine. It was one of the largest classes of engine ever built and widely used for shunting and light freight duties, with a reputation for hauling almost anything that was asked of it.

These workhorses of steam really show why Graham Farish is the undisputed leader in the world of 'N' Gauge.


Released in both GWR and BR liveries, Graham Farish designers have accurately modelled both the flat top Churchward version of the 5700 and the rounded top of the updated Collett cab.

The same attention to detail can be found in that other classic shunting engine the Class 3F Jinty. Again Graham Farish provides a choice of LMS and BR liveries, enabling steam enthusiasts to span the pre-war years of steam through to nationalisation.




GRAHAM FARISH


Masterpieces in Miniature



The Magnum III layout isn't simply a larger version of the Magnum (9730), it's a whole new concept in railway modelling. Quite simply it can be configured to produce a variety of instant layouts, including a 1ft wide shelf strip as illustrated at the bottom of the page.



In its standard form this unique layout measures 7ft x 2ft 6ins. But due to the cleverness of the design it can also be put together as a 1ft wide x 10ft long shelf strip. Magnum III can be joined onto the Magnum (9702) in a number of configurations, and by using two layout plans, L shape shelf strips and large layouts can be built with ease. It's the first proprietary layout plan with integrated scenery to offer such versatility and opens up a world of opportunities for newcomers and experts alike.



9703. Magnum III Layout Plan using sections A + C only. 120 x 12in. (3048 x 305mm).

Magnum III Layout



See the original Magnum Plan 9702 fully scenarised with Buildings at the back of this Brochure. Look at this too.



Here, we display the larger, more versatile Magnum III Layout Plan No. 9703. This will add to Magnum 9702, or even convert into delightful 1ft wide shelf layouts! But, to fully appreciate ALL the possibilities, call us now for your FREE Magnum Layout leaflet.

Magnum III Layouts Plan

9703. Scenecraft Colour Layout Plan. 84 x 30in. (2134 x 760mm) complete with full set of matching background scenery strips. (Full Layout Instruction Leaflet included.)

Boards

9740. Magnum Layout Board. 84 x 30in. (2134 x 760mm) using complete Plan No. 9703.

9750. Magnum Shelf Layout Board. 60 x 12in. (1525 x 305mm) using Section A only, of Plan No. 9703.

9760. Magnum Shelf Layout Board. 120 x 12in. (3048 x 305mm) using Sections A + C only, of Plan No. 9703.

Buildings

9742. Magnum Building Pack to scenarise complete Plan No. 9703 / Board No. 9740.

9752. Magnum Building Pack to scenarise Board No. 9750.

9762. Magnum Building Pack to scenarise Board No. 9760.

Tables

9749. Scenecraft Layout Base Frame. 84 x 30 x 33in height. (2134 x 760 x 838mm height) for use with Plan No. 9703 / Board No. 9740.

9759. Scenecraft Layout Base Frame for Board No. 9750. 60 x 12 x 33 height. (1525 x 305 x 838mm height). (Only purchase this if you do not wish to mount this Layout on shelf brackets).

9769. Scenecraft Layout Base Frame for Board No. 9760. 120 x 12 x 33 height. (3048 x 305 x 838mm height). (Only purchase this if you do not wish to mount this Layout on shelf brackets).



9703. Magnum III Layout Plan. 84 x 30in. (2134 x 760mm).





Diesel and Electric Locomotives

The Graham Farish range of Diesel locomotives was impressive before the introduction of the Class 31's. Now, like the diesels themselves, it's simply awesome.

Once again the philosophy of Graham Farish is apparent. The authentic modelling captures every detail of this tough little diesel while the set of three models embraces the history of the Class 31. From its first appearance in 1957 with the unmistakable head code box, through to the yellow panel version with marker lights and onto the Regional railways livery.

It's a 30 year jump to the Class 90 Electric locomotives built by BR between 1987 and 1990, but in 'N' Gauge everything comes to those who wait.

The Graham Farish range of Class 90's are so realistic, they could have been painted at the Crewe Works. Couple up BBC Northwest to a rake of Intercity Executive Bogie Coaches (also in the Graham Farish catalogue) and just marvel at the authenticity.




8064. BR Class 31 Diesel Locomotive.



8065. BR Class 31 Diesel Locomotive.




8067. BR Regional Railways Class 31 Diesel Locomotive.




8825. BR Rail Express Class 90 Electric Locomotive.




8827. BR Intercity Class 90 Electric Locomotive.




8082. BR Regional Railways Mk IIE Tourist Second Open (TSO).



8828. BR Distribution Sector Class 90 Electric Locomotive.



8069. Class 31 Diesel Motorised Chassis.



8829. Class 90 Motorised Chassis.

For serious 'N' Gauge modellers who know how to build their own locomotives, Graham Farish supply motorised chassis for the Class 31, the Class 90, the Class 5700 and the Jinty Class.




1119. Class 5700 Motorised Chassis.




1739. "Jinty" Motorised Chassis.


British Rail Mk III Coaches




0701. BR Scotrail Mk III (TS) 75ft Bogie Coach.




0705. BR Mk III (TS) 75ft Bogie Coach.



0725. BR Mk III (TF) 75ft Bogie Coach.



0745. BR Mk III Buffet (TRUB) 75ft Bogie Coach.



0765. BR Mk IIIa Sleeper 75ft Bogie Coach.

If you want your layout to have a real sense of period and place, it's obviously important to pay attention to the details. And happily, where your passenger coaches are concerned, Graham Farish makes that as simple and straightforward as you could want it to be.


As you've probably already seen, with Graham Farish rolling stock, you can travel back in time and be sure that your 'N' Gauge travelling public are in coaches appropriate to the period which you prefer and precisely right for the region where your own particular railway is running.

In fact, in just a couple of pages of this brochure, you can trace the progress of passenger rolling stock through several decades, arriving at the Mk III coaches which were introduced to the national network in 1973 and which enable you to recreate long distance sleepers, Intercity expresses, suburban shuttles and many of the other services which British Rail operates.


In other words, whatever it is that makes most appeal, however often your main area of interest changes, you can keep on coming back to Graham Farish Masterpieces in Miniature.

GRAHAM FARISH


Masterpieces in Miniature




0602. LNER 57ft Suburban Coach.




0612. LNER 57ft Suburban Brake End Coach.




0603. SR 57ft Suburban Coach.




0613. SR 57ft Suburban Brake End Coach.




0604. GWR 57ft Suburban Coach.




0614. GWR 57ft Suburban Brake End Coach.




0606. LMS 57ft Suburban Coach.




0616. LMS 57ft Suburban Brake End Coach.



0605. BR 57ft Suburban Coach.



0615. BR 57ft Suburban Brake End Coach.



0751. MR Mk I (RMB) 63ft Buffet Coach.




0753. SR Mk I (RMB) 63ft Buffet Coach.




0771. MR Mk I Brake Gangwayed (BG) 57ft Bogie Coach.



0773. SR Mk I Brake Gangwayed (BG) 57ft Bogie Coach.




0777. BR 57ft Newspaper packing Bogie Van.




0778. BR 57ft Express Parcels Bogie Van.

Coaches and Parcel Vans




0622. LNER 57ft Mainline Corridor Coach.




0632. LNER 57ft Mainline Brake End Coach.




0623. SR 57ft Mainline Corridor Coach.




0633. SR 57ft Mainline Brake End Coach.




0624. GWR 57ft Mainline Corridor Coach.




0634. GWR 57ft Mainline Brake End Coach.




0626. LMS 57ft Mainline Corridor Coach.



0636. LMS 57ft Mainline Brake End Coach.



0646. Pullman Diner Coach.




0656. Pullman Brake End Coach.



0754. BR Mk I (RMB) 63ft Buffet Coach.




0755. BR Mk I (RMB) 63ft Buffet Coach.




0775. BR MkI Brake Gangwayed (BG) 57ft Bogie Coach.



0776. BR MkI Brake Gangwayed (BG) 57ft Bogie Coach.



0772. BR Scotrail Brake Gangwayed (BG) 57ft Bogie Coach.



0774. BR Executive Brake Gangwayed (BG) 57ft Bogie Coach.


GRAHAM FARISH

Masterpieces in Miniature


Now that you've seen exactly how much Graham Farish can contribute to the passenger services on your layout, you probably won't be too surprised to discover that the freight side of your operation will be equally well served.

This marvellous group of models, transports products as different as toothpaste and petrol. Each represents a finely detailed replica of various types of freight wagons and private owner vans.

In fact, without going further into the Graham Farish range, you have more than enough combinations to assemble a good selection of different character freight trains for your layout.




4211. RUGBY CEMENT. 16ft (PCA). 4212. CERESTAR. 16ft (PCA).



4311. ALBRIGHT & WILSON. (PCA). 4312. TIGER. 16ft (PCA) Bulk Powder.




Modern Freight, Private Owner Vans and Wagons



4411. A.R.C.16ft (PGA) Hopper.

4412. YEOMAN.16ft (PGA) 50 ton Hopper Wagon.





4511. Brit. Ind. Sand.16ft (PGA).

4512. TULLIS RUSSELL.16ft (PGA).




3708. BP (Green).




2313. KNORR.Single Vent Van.

2317. FREMLIN BROS.Single Vent Van.




2411. ANGLO.Twin Vent Van.

2412. GIBBS.Twin Vent Van.




2112. PRITCHARD.7 Plank Wagon.

2113. BULLCROFT.7 Plank Wagon.



2115. SOUTH LEICESTER.

2117. PARKER & PROBERT.



2123. POWELL GWINNELL.

2124. OCEAN.7 Plank Wagon.



2103. SNOW.5 Plank Wagon.

GRAHAM FARISH


Masterpieces in Miniature



2001. LMS 5 Plank Wagon.



2002. NE 5 Plank Wagon.



2003. SR 5 Plank Wagon.



2004. GWR 5 Plank Wagon.



2012. SPIERS. 5 Plank Wagon.



2101. LMS 7 Plank Wagon.




2102. NE 7 Plank Wagon.



2103. SR 7 Plank Wagon.



2116. WOOD. 7 Plank Wagon.




2128. ALLOA. 7 Plank Wagon.




2130. HARRODS. 7 Plank Wagon.




2131. GENERAL REFRACTORIES.



2132. COURTAULDS.



2201. LMS Mineral Wagon.



2204. GWR Mineral Wagon.



2205. BR Mineral Wagon.



2211. CLARKE. Mineral Wagon.



2301. LMS Single Vent Van.



2302. NE Single Vent Van.



2303. SR Single Vent Van.



2304. GWR Single Vent Wagon.



2312. WORTHINGTON.



2314. TERRY'S. Single Vent Van.



2316. FYFFES. Single Vent Van.



2401. LMS Twin Vent Van.



2413. WEST. Twin Vent Van.



2502. NE Fish Van.




2601. LMS Cattle Van.



2603. SR Cattle Van.

Open Wagons and Vans



2005. BR 5 Plank Wagon.

2011. PITT. 5 Plank Wagon.




2104. GWR 7 Plank Wagon.

2105. BR 7 Plank Wagon.

While the public face of our railways may be the commuter services and passenger expresses, the real lifeblood of the system has always been in freight. And if you want your own layout to capture all that hardworking energy and vitality, then there's no better way than the superb Graham Farish line-up of open wagons and covered vans.


There's all the contrasting diversity you could want, with a marvellous range of rolling stock that encapsulates the amazing variety of raw materials and finished goods which industries of every kind distribute throughout the country.

As with every Graham Farish model, the attention to detail is both exacting and minute, with original colour schemes and logos faithfully



2305. BR Single Vent Van.

2311. BASS. Single Vent Van.



2403. SR Twin Vent Van.

2404. GWR Twin Vent Van.



2604. GWR Cattle Van.

2711. WIDGEON. Horse Box.

reproduced – so that whether you're carrying beer or bananas, salmon or salt, wood or whatever else, you can be sure that your freight trains are as authentic as the real things and always as spectacularly varied as you'd expect them to be.

With 'N' Gauge making much more of every square inch of space, you'll have the perfect opportunity to create goods yards that are packed with endless interest and as busy and bustling as any in the land.

You could concentrate on the famous regional companies or modern-day British Rail, have separate trains serving individual industries or hook up a whole host of vans and wagons, each completely different from the next. But whichever you decide, you know that your freight operation will be unique to you and you alone – and with the help of Graham Farish, you can develop an 'N' Gauge layout that turns your ideas into stunning reality and soon transforms a pleasant pastime into one of the most absorbing and rewarding hobbies you could ever hope to find.



GRAHAM FARISH

Masterpieces in Miniature

As anyone who's ever been in a freight yard knows, it's virtually impossible to keep count of all the different wagons and vans that appear.

And that, of course, is exactly why the Graham Farish range includes so many different models, with each adding a little more to the interest and variety and the complete collection giving you a wealth of options for the freight trains you want to run.


In fact, from the models on these two pages alone you could marshall modern containers bearing famous company logos, fuel tankers large or small, hoppers carrying all sorts of materials, a dozen different open wagons and vans – and a brake van in your choice of livery to bring up the rear.




3605. 63ft Bogie Wagons with 20ft Containers.



3616. 63ft Bogie Wagons with 30ft Containers.




3805. BR Type (OAA) Wagon.



3806. BR Type (OAB) Wagon.



3905. BR Type (VBA) Van.



3906. BR Type (VAB) Van.




4005. BR Container Wagon.



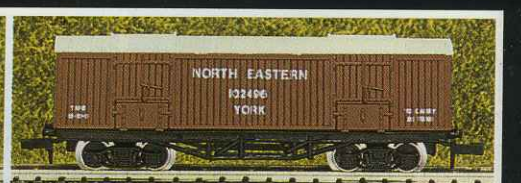
2912. SAXA. Salt Wagon.



3205. BR Bogie Wagon.



3211. GWR Loco Bogie Wagon.



3302. NE Bogie Van.


Bogie Wagons, Open Wagons and Vans



3411. IRON ORE. Hopper Wagon.



3412. NCB. Hopper Wagon.



3413. SHEEPBRIDGE. Hopper Wagon.



3414. TARMAC. Hopper Wagon.



3505. BR Covered Hopper Wagon.



3511. ARC.




3512. BLUE CIRCLE.




3513. CEREBOS SALT.



3701. Texaco (Red).




3514. TUNNEL CEMENT.



3702. Shell/BP (Grey).



3001. LMS Brake Van.




3703. Esso (Silver).




3003. SR Brake Van.



2813. SHELL. Tank Wagon.




3704. Esso (Black).




3104. GWR Brake Van.




2814. ESSO. Tank Wagon.




3705. Shell/BP (Black).




3105. BR Brake Van.



2914. SOUTH WALES. Lime Wagon.



3706. Total (Red).








3106. BR Brake Van.



GRAHAM FARISH

Masterpieces in Miniature



9520. Upper High Street.

9525. Two Water Towers and Eight Trackside Buildings.

9514. Single Track Bridge/Tunnel. Brick Face.

9001. Platform Straights 4" x 1 3/16".
(Two per packet).

9521. Lower High Street.

9516. Double Track Bridge/Tunnel. Brick Face.

9002. Platform Ramps 2 1/2" x 1 3/16" taper to 1/2".
(Two per packet).

9522. Bank GPO Building.

9523. Swann Inn Pub.




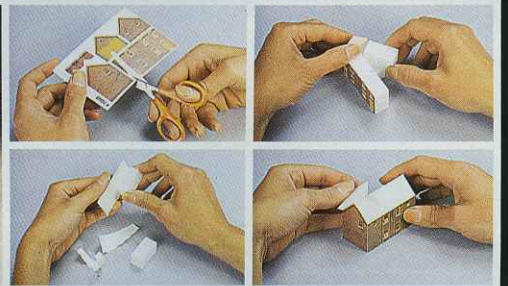


9524. Large Warehouse.

9515. Single Track Bridge/Tunnel. Stone Face.

9517. Double Track Bridge/Tunnel. Stone Face.

Graham Farish Building Kits

With their patented method of construction based on plastic blocks and self-adhesive printed facades, Graham Farish Scenecraft Kits give you the best of all worlds – easy assembly, superb realism, lasting quality and outstanding value in a great range of buildings that gives you so many ways to turn a layout into a living landscape which you've created yourself.



9509. Engine Shed with two extensions.

9505. Country Town Station.

9513. Platform Canopy. (Two per box).

9503. Tudor Hotel.

9502. Rural Cottage. (Two per box).

9601. Large Tree, Medium Tree, Small Tree.
(Two of each).

9510. Goods Shed with two extensions.

9504. Factory.

9003. Station Halt.

9506. Village Church with Tower.

9501. Terraced House. (Two per box).

9508. Petrol Station.

9507. L-shaped Bungalow. (Two per box).

9511. Timbered Signal Box.


9004. Brick Signal Box.

9512. Footbridge. (Two per box).



GRAHAM FARISH

Masterpieces in Miniature



Magnum Layout



Look at the layout on the left and you'll probably think it takes endless skill and patience to construct. Well, nothing could be further from the truth, because this is Graham Farish Magnum (9730) and it's as close to an instant 'N' Gauge layout as you're ever likely to get. Forget about wiring or laying tracks and points; don't worry about what has to go where or where on earth you'll find that water tower or those trees; in fact, forget about anything that could cause a problem and just enjoy the fun of choosing your rolling stock and locos and the sheer pleasure of 'N' Gauge at its best. With the giant Magnum Building Pack (9732) you can assemble all the buildings you see here – and there's even a special base-frame too; and just in case you're wondering where all of it will go, just remember that 12½ sq ft is all the space you need for Magnum's amazing world. So if you want to take the bother out of building a layout – and have a layout of which anyone would be proud – just go for Graham Farish Magnum and it's yours.


9702. Scenecraft Colour Layout Plan. 5ft × 2ft 6in (1525mm × 760mm) complete with matching background scenery strips. (Full Magnum Layout Instruction Leaflet included.)

9709. Scenecraft Layout Base Frame. 60in × 30in × 33in height. This has been specifically designed for the

layout and can be put together in a matter of minutes with no more than a hammer. (See picture at right.)

9730. Magnum Layout comes ready mounted on its own baseboard complete with all track and points already laid, wired and Factory Tested (see picture at right). The three matching background scenery strips are mounted by the factory on pre-cut and drilled 3mm ply boards, ready for fitting to the baseboard. This is all delivered Carriage Free (UK mainland only), direct to the Customer's home.

9732. Magnum Building Pack contains all the buildings, building kits, trees and scenery items that you can see in these exciting pictures. These are great fun to make, and are easy to construct – see your layout come to life as you build them!



9730. Magnum Layout Board.




9709. Scenecraft Layout Base Frame. 60"×30"×33" height.




GRAHAM FARISH


Masterpieces in Miniature




1849. Class 4F 0.6.0. Motorised Chassis.




8059. Class 56 Motorised Chassis.




1209. 4P Class 4.4.0. Motorised Chassis.




8809. Class 91 Motorised Chassis.




1409. Hall 4.6.0. Motorised Chassis.




8709. Class 158 Motorised Chassis.




1609. Prairie 2.6.2. Motorised Chassis.




8119. Class 40 Diesel Motorised Chassis.




1809. Class Five 4.6.0. Motorised Chassis.




8179. Diesel Railcar Motorised Chassis.




1109. Pannier and 0.6.0. Tank Motorised Chassis.




8409. Class 50 Diesel Motorised Chassis.




1909. Class 8F 2.8.0. Motorised Chassis.



8419. Class 55 Diesel Motorised Chassis.




1009. Class 08 Diesel 0.6.0. Motorised Chassis.




8429. Class 52 Diesel Motorised Chassis.


Motorised Chassis




1659. Class 4 2.6.4. Motorised Chassis.




1859. "CRAB" 2.6.0. Motorised Chassis.




1839. Class A3 4.6.2. Motorised Chassis.




1819. Duchess Class Motorised Chassis.




8009. Class 47 Diesel Motorised Chassis.



8139. HST 125 Single Motorised Chassis.



8149. BR 101 Class DMU Motorised Chassis.

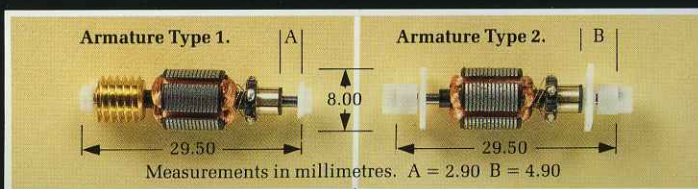


8209. Class 20 Diesel Motorised Chassis.

When you're really involved with 'N' Gauge, there may well come a time when you decide to build your own locos, using one of the white metal kits that are now in the shops.

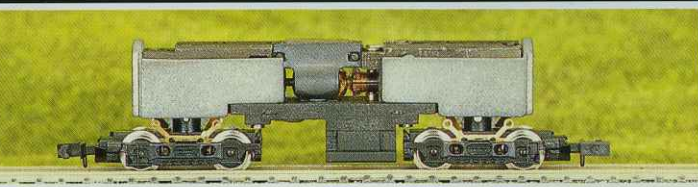
Yet again, Graham Farish has a host of ways to help, with superbly built motorised chassis to add all the benefits of precision engineered motive power to the model you're making. Whichever you use, you'll have all the advantages of 5-pole armatures as well – slow running starts that are ultra-smooth and outstanding control at high and low speeds alike.

Graham Farish can even help with spares too – just call the Customer Support Department at the factory, quote the reference number of the part and then sit back and wait for it to arrive in the post.




1129. 5 pole Armature Type 1.

8029. 5 pole Armature Type 2.



8309. Class 25 Motorised Chassis.



8319. Class 33 Diesel Motorised Chassis.

Tender Chassis

1499. SR/GWR Type. Unpainted, wheeled with collectors.
1899. LMS Type. Unpainted, wheeled with collectors.

Graham Farish 'N' Gauge Scales and Measurements (in accordance with those published by the **British 'N' Gauge Society**).

'N' Gauge Ratio	1:148
'N' Gauge Scale	2 $\frac{1}{16}$ mm = 12"
Buffer Height C/L	0.266"
Coupling Centre Line	
above track	0.171"
Wheels	
Back to Back	0.290"
Flange Depth	0.035"
Flange Thickness	0.018"
Overall Width	0.085"/0.090"

Important Note: All measurements quoted are subject to standard engineering tolerances of ± 0.002 ".



GRAHAM FARISH

Masterpieces in Miniature


Grafar Limited

Romany Works, Wareham Road, Holton Heath, Poole, Dorset BH16 6JL, England.

This Catalogue is designed as a continuous edition, which will be updated from time to time.

Items withdrawn or amended may therefore continue to be shown.

Ask your dealer for the latest price list to check current availability.



GRAFAR Limited reserves the right to alter designs, specifications and prices without notice.
This main catalogue supersedes all previous editions and lists. It includes all models currently available,
plus some others now withdrawn but which are shown for reference for those interested in collecting.
Reprinted October 1997.

Main Front Cover and other photographs of the Seaton Junction Exhibit courtesy of:
PECORAMA at Beer.

Layout Photographs of "Copenhagen Fields" courtesy of:
The Model Railway Club, Keen House, 4 Calshot Street, London.

Grafar Limited

Romany Works, Wareham Road, Holton Heath, Poole, Dorset BH16 6JL, England.

Detailed Scale Models for Adult Collectors