




GRAHAM FARISH

Masterpieces in Miniature

1981 Catalogue





1503. SR Merchant Navy Class Mainline Tender Locomotive.



1701. LMS General Purpose Tank Locomotive.



1505. BR Battle of Britain Class Mainline Tender Locomotive.




1706. LMS General Purpose Tank Locomotive.



1507. SR Merchant Navy Class Mainline Tender Locomotive.



1703. SR General Purpose Tank Locomotive.




1207. S & DJR 4P Class Tender Locomotive.




1702. LNER General Purpose Tank Locomotive.

Locomotives



1201. LMS 4P Class Tender Locomotive.



1205. BR 4P Class Tender Locomotive.




1206. LMS 4P Class Tender Locomotive.




1217. Caledonian 4P Class Tender Locomotive.



1001. LMS 08 Class Diesel Locomotive.



1005. BR 08 Class Diesel Locomotive.



1007. BR 08 Class Diesel Locomotive.




1104. GWR Pannier Tank Locomotive.



1105. BR Pannier Tank Locomotive.


Locomotives



1404. GWR Hall Class Mainline Tender Locomotive.



1604. GWR Prairie Tank Locomotive.




1405. BR Hall Class Mainline Tender Locomotive.




1605. BR Prairie Tank Locomotive.



1806. LMS Class Five Mixed Traffic Tender Locomotive.



1606. BR Prairie Tank Locomotive.



1805. BR Class Five Mixed Traffic Tender Locomotive.



1705. BR General Purpose Tank Locomotive.

Suburban and Mainline Coaches


One of the joys of N Gauge for modellers is that it is quite possible to run really big passenger trains in quite small spaces!

Browsing through the complete range of coaches available is fun in itself, especially when there is such a big range to choose from! Not only do you have a good selection of regional liveries but

you can also decide whether to run the diminutive 4 wheel or the bigger 57ft bogie suburban coaches as local passenger stock, not forgetting the mainline corridor stock for the expresses. Undoubtedly the famous Pullman coaches will feature on your railway for that special high class service.

If you are planning a more modern layout you


will be particularly interested in our superb Mark 1 coaches available in the now familiar BR Blue Grey livery as well as the regional liveries; all released in November 1980 and destined to be some of the most popular coaches in the range.



0646. Pullman Diner Coach.




0656. Pullman Brake End Coach.



0604. GWR 57ft Suburban Coach.●●



0614. GWR 57ft Suburban Brake End Coach.●●



0624. GWR 57ft Mainline Corridor Coach.●●




0634. GWR 57ft Mainline Brake End Coach.●●

GRAHAM FARISH

Masterpieces in Miniature




0603. SR 57ft Suburban Coach.●●



0613. SR 57ft Suburban Brake End Coach.●●




0623. SR 57ft Mainline Corridor Coach.●●




0633. SR 57ft Mainline Brake End Coach.●●



0606. LMS 57ft Suburban Coach.●●



0616. LMS 57ft Suburban Brake End Coach.●●




0626. LMS 57ft Mainline Corridor Coach.●●




0636. LMS 57ft Mainline Brake End Coach.


Suburban and Mainline Coaches




0602. LNER 57ft Suburban Coach.●●




0612. LNER 57ft Suburban Brake End Coach.●●




0622. LNER 57ft Mainline Corridor Coach.●●




0632. LNER 57ft Mainline Brake End Coach.●●




0605. BR 57ft Suburban Coach.●●



0615. BR 57ft Suburban Brake End Coach.●●



0608. Caledonian 57ft Suburban Coach.




0618. Caledonian 57ft Suburban Brake End Coach.


Suburban Coaches



0661. LMS 4 wheel Coach.




0662. LNER 4 wheel Coach.




0663. SR 4 wheel Coach.



0671. LMS 4 wheel Brake End Coach.



0672. LNER 4 wheel Brake End Coach.




0673. SR 4 wheel Brake End Coach.



0664. GWR 4 wheel Coach.



0667. S & DJR 4 wheel Coach.




0668. Caledonian 4 wheel Coach.



0674. GWR 4 wheel Brake End Coach.



0677. S & DJR 4 wheel Brake End Coach.



0678. Caledonian 4 wheel Brake End Coach.

British Railways Mk I Coaches




0681. MR Mk 1 Corridor Second (SK) 63ft Bogie Coach.



0691. MR Mk 1 Corridor Brake End (BCK) 63ft Bogie Coach.



0683. SR Mk 1 Corridor Second (SK) 63ft Bogie Coach.



0693. SR Mk 1 Corridor Brake End (BCK) 63ft Bogie Coach.



0684. WR Mk 1 Corridor Second (SK) 63ft Bogie Coach.



0694. WR Mk 1 Corridor Brake End (BCK) 63ft Bogie Coach.




0685. BR Mk 1 Corridor Second (SK) 63ft Bogie Coach.



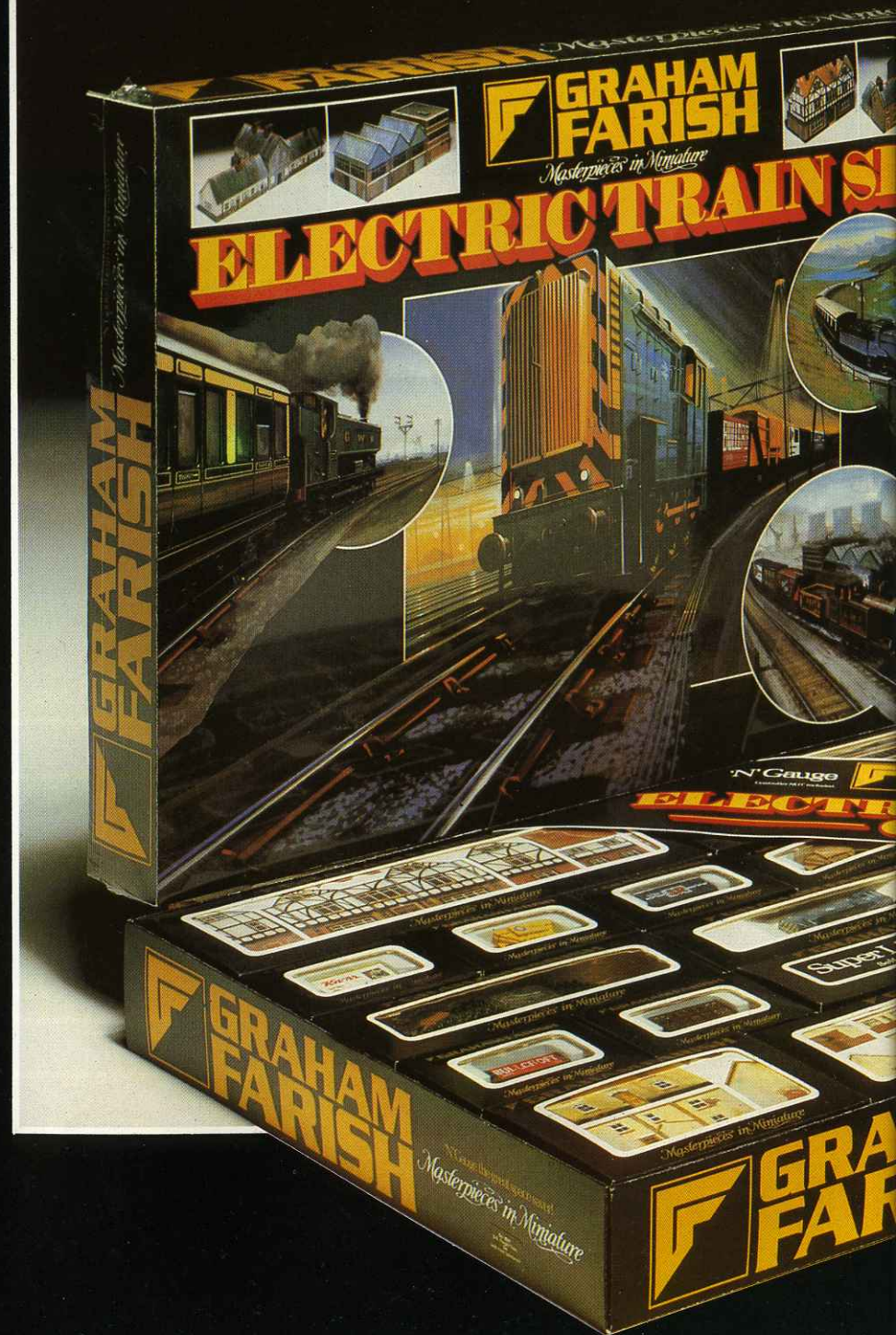
0695. BR Mk 1 Corridor Brake End (BCK) 63ft Bogie Coach.

Passenger Train Sets



Excitingly packed, top value for money, and full of vehicles including a superb locomotive, four delightful 57ft suburban bogie coaches, twenty-one pieces of track, two points, Seven buildings, two platforms with ramps, four sections of printed roadway, a station car

park and full instructions. Add to this the fact that you also have a choice of two regions and you will see why these sets have proved such a spectacular success with modellers everywhere.





Choose any one of our Train Sets and you will have picked a real winner for yourself or that very special present for someone else. They are the most comprehensive sets on the market and every one of them has been especially selected to include some of the most attractive locomotives and vehicles in our range together with enough buildings for a small village.


Goods Train Sets



Our Freight Train and Passenger Train sets are equally attractive. They all have exactly the same buildings, track points, roadway and car park included (see detailed list under Passenger Set) your decision rests on whether you fancy the excitement of marshalling and running freight trains or the dash and bustle of passenger trains. Whichever you choose, you will pick a winner!

GRAHAM FARISH

Masterpieces in Miniature



2001. LMS 5 Plank Wagon. ●●



2002. NE 5 Plank Wagon. ●●



2003. SR 5 Plank Wagon. ●●



2004. GWR 5 Plank Wagon. ●●



2101. LMS 7 Plank Wagon. ●●



2102. NE 7 Plank Wagon. ●●



2103. SR 7 Plank Wagon. ●●



2104. GWR 7 Plank Wagon. ●●



2201. LMS Mineral Wagon. ●●



2204. GWR Mineral Wagon. ●●



2301. LMS Single Vent Van. ●●




2302. NE Single Vent Van. ●●



2303. SR Single Vent Van. ●●



2304. GWR Single Vent Van. ●●




2401. LMS Twin Vent Van. ●●



2403. SR Twin Vent Van. ●●


Regional Vans and Wagons




2404. GWR Twin Vent Van.●●




2502. NE Fish Van.



2601. LMS Cattle Van.



2603. SR Cattle Van.



2604. GWR Cattle Van.




3001. LMS Brake Van.



3003. SR Brake Van.



3104. GWR Brake Van.



3202. NE Bogie Wagon.



3205. BR Bogie Wagon.




3105. BR Brake Van.



3211. GWR Loco Bogie Wagon.



3212. NE Brick Bogie Wagon.



3202. NE Bogie Van.



2011. PITT. 5 Plank Wagon. ●●




2012. SPIERS. 5 Plank Wagon. ●●




2013. SNOW. 5 Plank Wagon. ●●



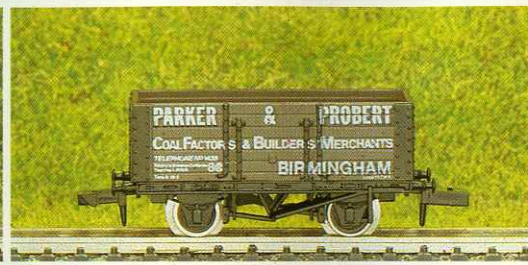
2012. PRITCHARD. 7 Plank Wagon. ●●



2013. BULLCROFT. 7 Plank Wagon. ●●



2016. WOOD. 7 Plank Wagon. ●●



2017. PARKER. 7 Plank Wagon.



2014. OCEAN. 7 Plank Wagon. ●●



2015. ORMISTON. 7 Plank Wagon. ●●



2011. CLARKE. Mineral Wagon. ●●



2011. BURNDEN. Tank Wagon.



2012. CLARE. Tank Wagon.



2013. SHELL. Tank Wagon.



2014. ESSO. Tank Wagon.



2011. NE LOCO. Sand Wagon.



2012. SAXA. Salt Wagon.

Private Owner Vans and Wagons

Freight trains are the lifeblood of a nation, and because of this your railway, if it is to be realistic, should have a large proportion of the layout devoted to this fascinating and indeed complex industrial operation. Assemble great long mineral trains or mixed freight trains, pick out some of the Private Owner vehicles all of which add not only colour and interest but realism too. 'N' Gauge is of course a superb scale to achieve that wonderfully impressive sight of a seemingly endless freight train hauled by a mighty steam locomotive without having to have an impossibly large layout. 'OO' Gauge occupies no less than twice the length and twice the width to achieve the same effect as 'N' Gauge!

IMPORTANT


Most coaches, wagons and vans shown are also available in 'OO' Gauge. These are marked thus ●● where applicable.

All 'N' Gauge Catalogue numbers are four figure numbers. The 'OO' equivalent becomes a five figure number by the simple addition of the Prefix 1 to the 'N' Gauge number.

Thus, 2001 5 Plank LMS wagon becomes 12001 in 'OO' Gauge etc.



2913. DOWLOW. Lime Wagon.



2914. SOUTH WALES. Lime Wagon.



3411. IRON ORE. Hopper Wagon.



3412. NCB. Hopper Wagon.



3413. SHEEPBRIDGE. Hopper Wagon.



3414. TARMAC. Hopper Wagon.



3511. ARC. Covered Hopper.



3512. BLUE CIRCLE. Covered Hopper.



3513. CEREBOS SALT. Covered Hopper.



3514. TUNNEL CEMENT. Covered Hopper.



2311. BASS. Single Vent Van.●●



2312. WORTHINGTON. Single Vent Van.●●



2313. KNORR. Single Vent Van.●●

Private Owner Vans



2314. TERRY'S. Single Vent Van. ●●



2315. ZOFLORA. Single Vent Van. ●●



2316. FYFFES. Single Vent Van. ●●



2317. FREMLINS. Single Vent Van.



2411. ANGLO. Twin Vent Van. ●●




2412. GIBBS. Twin Vent Van. ●●





2413. WEST. Twin Vent Van. ●●



2711. WIDGEON. Horse Box.



Graham Farish Buildings



This new range of buildings has been our most popular and exciting development of 1980. They are a totally new concept in building construction (Pat. Pending No: 8022389) deliberately designed to be simple to make (even for the inexperienced or young modellers) whilst giving every building the superb realism and artistry that every modeller longs to get for his layout creation. See for yourself. No longer are there dozens of impossible fiddly bits and pieces, no longer does the building fold out of square, no longer do you need glue, no longer do you have to be an expert with infinite patience! The system is based on a core of small solid blocks for the body of each building onto which you stick flat self adhesive panels, four colour printed – as a result they are as popular with young modellers (who can cut them out with scissors) as they are with very experienced modellers searching for realism and effect.

The range will be rapidly added to during 1981. We also offer completed buildings (Nos 9001–4) whose usefulness on any layout will be readily appreciated from the colour illustrations.

9501. Terraced House.

9502. Rural Cottage.

9503. Tudor Hotel.

9504. Factory.

9505. Country Town Station.

9001. Platform Straights 4" long \times $1\frac{3}{16}$ " wide.

9002. Platform Ramps $2\frac{1}{2}$ " long tapers to $\frac{1}{2}$ " wide.

9003. Station Halt complete overall length 9".

9004. Signal Box overall base $2\frac{1}{8}$ " long \times $1\frac{1}{16}$ " wide.


Graham Farish Trackwork

The most essential element of any railway has to be its trackwork. We offer flexible track in yard lengths and illustrate below several very useful types of points plus a range of fixed track straights and curves imported specially from Roco of Austria

for use with our superb train sets. All items are compatible with each other.

Cat. Nos 0060, 0070 and 0080 are not only self isolating (power to track only in the direction to which the point is set) but also have a Live Metal

Frog to give better slow running control without hesitation, which has always been the drawback of the dead frog system.



A 0080. 36" Y Super Liveway Point.

C 0060. 18" L/H Super Liveway Point.

E 0032. Fixed Track Curve (ROCO) 480 mm 15°.

G 0021. Fixed Track Straight (ROCO) 104.2 mm.

B 0090. 13 1/2° Diamond Crossing.

D 0070. 18" R/H Super Liveway Point.

F 0031. Fixed Track Curve (ROCO) 261.8 mm 30°.


H 0010. Yard length Super Liveway Flexible Track.

Motorised Chassis, Spares and Accessories


There are now several firms producing white metal loco kits to fit our very successful motorised chassis. These kits are a lot of fun to do, and add greatly to the range of 'N' Gauge locos possible – but this class of work is really only for the more experienced modeller, not beginners. Always be sure that you select the correct chassis to go with the loco kit, and if in doubt check with your Dealer first. As with all things, some kits are better than others and Magazine Editorials are very helpful on this.

Spares and Accessories


- 0019. Metal Fishplates**
(Twenty-four per packet)
- 0029. Insulated Fishplates**
(Twelve per packet)
- 0619. Coach Bogies**, wheeled with couplings
(Two per packet)
- 3209. Wagon Bogies**, wheeled with couplings
(Two per packet)
- 0119. Loco Buffers** (Twelve per packet)
- 0129. Brushes and Springs**
(Two sets per packet)
- 2019. Couplings** (Twelve per packet)
- 2109. Metal tyred rolling stock wheeled axles**
(Four per packet)




1109. Diesel 08 Class 0.6.0. Motorised Chassis.




1419. Hall 4.6.0. Motorised Chassis (ex. cylinders).




1109. Pannier 0.6.0. Motorised Chassis.




1509. Merchant Navy 4.6.2. Motorised Chassis.




1209. 4P Class 4.4.0. Motorised Chassis.



1609. Prairie 2.6.2. Motorised Chassis.



1409. Hall 4.6.0. Motorised Chassis.




1809. Class Five 4.6.0. Motorised Chassis.



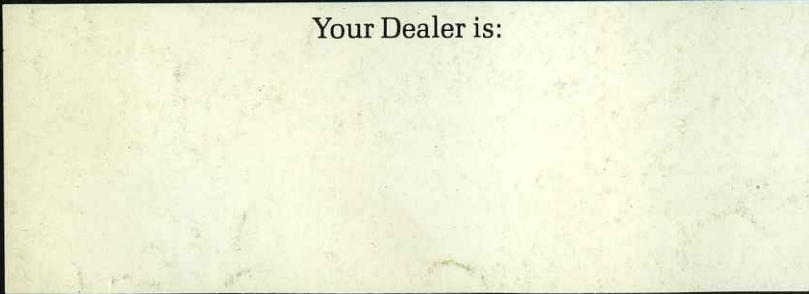
GRAHAM FARISH

Masterpieces in Miniature



Romany Works, Wareham Road, Holton Heath,
Poole, Dorset BH16 6JL.

Your Dealer is:



GRAFAR Limited reserve the right to alter designs, specifications and prices without notice. This catalogue supersedes all previous editions and lists. 1/81.

