

BACHMANN TRAINS

**E-Z
APP**

TOUCH-SCREEN TRAIN CONTROL



2015

Now That's the Way to Run a Railroad!®

2015

Bachmann, in partnership with BlueRail Trains, is proud to announce a revolutionary new line of HO engines equipped with our exclusive *E-Z App™* Wireless Train Control. Now you can enjoy wireless touch-screen train control from your Bluetooth 4-supported smart Apple iPhone, iPad, or iOS device. The first products available with *E-Z App™* Train Control are our FT diesel locomotive and the *Blue Lightning* train set. See pages 2-3 for full details. Get ready for wireless touch-screen control with Bachmann's *E-Z App™*!

There is lots of exciting news for HO *Thomas & Friends™* fans! *Oliver* and *Toad* have been announced along with "*Celebration Thomas*" in a special metallic paint scheme. Our 50' x 2" *Thomas & Friends™* Track PlayTape® provides hours of railroading fun that sticks! And we are delighted to introduce our first Narrow Gauge *Thomas & Friends™* products featuring *Skarloey*. (Narrow Gauge trains are HO models that run on N scale track.)

New HO engines include *USRA Light 2-8-2* and *4-4-0 American Steam Locomotives* (with all new tooling) in Sound Value and DCC-ready versions, Sound Value *2-8-4 Berkshires*, and Sound Value *EMD GP40 Diesel Locomotives*. The HO DCC-equipped and sound-ready *50-Ton Two-Truck Climax* is being offered in our *Spectrum®* line. Rolling stock additions include *80' Pullman Passenger Cars* (with interior lighting), *40' Wood Reefers*, and *Animated Stock Cars*. The *1950s/60s Truck Cab with 2 Piggyback Trailers* offers an intermodal accent for your layout.

Our N scale line of Sound Value-equipped locomotives continues to expand with the addition of the *2-8-4 Berkshire Steam* and *EMD SD45 Diesel* engines. Your N scale locomotives can now pull the new *50' Plug Door Box Car* and *52'6" Flat Car with 35' Piggyback Trailer*.

Large Scale modelers will want to check out *Thomas & Friends™ Winston*, *Animated Stock Cars*, and the *Spectrum® 2-6-0 Steam Locomotive*, which is DCC-equipped and sound ready.

Meet the future of train control and re-visit favorites, all ready to explore within these pages. *Now that's the way to run a railroad.®*

Bachmann, Bachmann Industries, Bach Man, Bachmann E-Z Track System, Bachmann Quality Since 1833, Big Haulers, DCC On Board, DCC Sound On Board, DCC Sound Value On Board, E-Z, E-Z Command, E-Z Lube, E-Z Mate, E-Z Riders, E-Z Street, E-Z Track, Golden Memories, Golden Spike, L'il Big Haulers, Luxury Lines, Now That's The Way To Run A Railroad, Plasticville, Plasticville U.S.A., Roadside U.S.A., SceneScapes, Silver Series, Spectrum, Spektrum, True Blast II, True Blast Plus, The Night Before Christmas, White Christmas, Williams, and Williams by Bachmann are all registered trademarks of Bachmann Industries, Inc.

Bachmann Industries, Inc. is an official licensee of CSX Corporation and is authorized to use trademarks owned and/or registered by CSX Corporation. Products bearing Union Pacific, Chicago & Northwestern, Denver & Rio Grande Western, Missouri Pacific, Pacific Fruit Express, Rio Grande, Southern Pacific, and Western Pacific are used under trademark license from Union Pacific Railroad Company.

Table of Contents

HO Scale

<i>E-Z App</i> [™] Touch-Screen Train Control.....	2
Track and Road PlayTape [®]	4
Thomas & Friends [™]	4
Chuggington [™]	19
Ringling Bros. and Barnum & Bailey [™]	22
<i>E-Z Command</i> [®] DCC Sets.....	24
Train Sets.....	28
Locomotives and Other Motive Power.....	40
Rolling Stock.....	88
<i>Plasticville</i> [®] U.S.A. Building Kits.....	111
Accessories.....	113
<i>E-Z Track</i> [®] and <i>E-Z Track</i> [®] Accessories.....	114
<i>E-Z Mate</i> [®] Couplers.....	125

N Scale

Train Sets.....	126
Locomotives and Other Motive Power.....	133
Rolling Stock.....	146
<i>Plasticville</i> [®] U.S.A. Built-Ups and Accessories.....	156
<i>E-Z Track</i> [®] and <i>E-Z Track</i> [®] Accessories.....	159

O Scale

<i>Plasticville</i> [®] U.S.A. Built-Ups, Building Kits, and Accessories.....	164
--	-----

Large Scale Big Haulers[®]

Thomas & Friends [™]	170
Ringling Bros. and Barnum & Bailey [™]	177
Li'l Big Haulers [®]	178
Train Sets.....	182
Locomotives and Other Motive Power.....	186
Rolling Stock.....	191
Track and Accessories.....	196

SceneScapes[®]

Buildings.....	200
Miniature Figures.....	205
Grass Mats, Trees, and Landscaping.....	207

DCC Systems

<i>Dynamis</i> [®] and <i>E-Z Command</i> [®] Systems.....	212
--	-----

Lubricants and Power Packs

<i>E-Z Lube</i> [®] Lubricants, Smoke Fluid, and Power Packs.....	216
--	-----

Spectrum[®] Products

HO Scale

Acela [®] and Acela Express [®]	S2
Locomotives and Other Motive Power.....	S4
Rolling Stock.....	S10
<i>Cityscenes</i> [™] Building Kits.....	S11

N Scale

Locomotives, Other Motive Power, and Tenders.....	S12
---	-----

On30 Scale

Train Sets.....	S20
Locomotives and Other Motive Power.....	S22
Rolling Stock.....	S34
Accessories.....	S40

Large Scale

Locomotives and Other Motive Power.....	S41
Rolling Stock.....	S52
Accessories.....	S56



A BREAKTHROUGH IN TRAIN CONTROL! BACHMANN'S E-Z APP™: BLUETOOTH® CONTROL FROM YOUR APPLE SMART DEVICE

Bachmann, in partnership with BlueRail Trains, is proud to announce a revolutionary new line of HO engines equipped with our exclusive *E-Z App™* Wireless Train Control. Now you can enjoy wireless touch-screen train control from your Bluetooth® 4-supported smart iPhone, iPad, or iOS device. The first products available with *E-Z App™* Train Control are our FT diesel locomotive and the *Blue Lightning* train set. Get ready for wireless touch-screen control with Bachmann's *E-Z App™*!

Features of E-Z App™ Touch-Screen Train Control include:

- wireless control of your Bachmann train with any Bluetooth® 4-supported iPhone, iPad, or iOS device (includes iPhone 4s, 5, 5c, 5s, 6, and 6 Plus; iPad Air and iPad mini, 3rd and 4th generations; and iPod Touch 5)
- single- and multiple-device operation of any number of Bachmann trains equipped with *E-Z App™* Train Control
- uses new Bluetooth® Smart technology that allows you to run trains from up to 100 feet away
- realistic, dynamic engine sound broadcast through your Bluetooth®-supported smart device
- can be used concurrently with analog or DCC track systems without conflict
- ready to launch and use instantly after downloading the Bachmann *E-Z App™* from the Apple appstore
- no configuration or additional equipment required
- Android version will follow
- patent pending



STOP



E-Z APP™ TOUCH-SCREEN TRAIN CONTROL



Blue Lightning Train Set with E-Z App™ Train Control

an E-Z Track® set with E-Z Mate® couplers


Item No. 01501 • price to be announced



Enjoy touch-screen control of the E-Z App™-equipped Blue Lightning train set through your Bluetooth® 4-supported Apple smart device. Now you can have speed, direction, lighting, and sound control at your fingertips using your Apple iPhone, iPad, or iOS device and our free E-Z App™ download. (See the opposite page for more details.) Touch-screen wireless train control technology is available in a flash with the ready-to-run Blue Lightning set!

This E-Z App™-equipped train set features:

- E-Z App™-equipped FT diesel locomotive with touch-screen wireless control and operating headlight
- 40' box car
- gondola
- off-center caboose
- 56" x 38" oval of snap-fit nickel silver E-Z Track® including 12 pieces of curved track, 3 pieces of straight track, and 1 plug-in terminal railer
- wall power pack
- illustrated instructions



E-Z App™ touch-screen display



HO FT LOCOMOTIVES with E-Z APP™ TRAIN CONTROL

Performs best on 18" radius curves or greater.

Price to be announced



SANTA FE #163
(war bonnet)
Item No. 68901



NEW YORK CENTRAL® #1600
(lightning stripe)
Item No. 68902



LACKAWANNA #604
(illustration shown)
Item No. 68903



SOUTHERN #6100
(illustration shown)
Item No. 68904



WESTERN PACIFIC™ #901
(green & yellow; illustration shown)
Item No. 68905



Track and Road PlayTape®

Bachmann's new Train Track and Road PlayTape® lets little 3+ engineers instantly create their own play area for their kid-powered toy trains and cars. PlayTape® sticks to any flat surface but can be easily pulled up to remove or reposition. It can be torn to any length to create track or road layouts matching a child's imagination. Bachmann's Track and Road PlayTape® provide hours of fun that sticks!™

PlayTape® features:

- sticks to any flat surface for instant track or roadway building
- simply pull up to reposition or remove
- no residue
- tears to any length
- turns floors, tables, and carpets into places for fun
- perfect for 3+ toy trains and cars
- made in the USA
- patent pending



30' x 2" TRAIN TRACK PLAYTAPE®
Item No. 09102 • Suggested price: \$9.99



30' x 2" ROAD PLAYTAPE®
Item No. 09201 • Suggested price: \$9.99

Thomas & Friends™ Track PlayTape® is decorated with colorful Thomas & Friends™ artwork including Thomas' familiar "peep peep" whistle.



50' x 2" THOMAS & FRIENDS™
TRACK PLAYTAPE®
Item No. 09101 • Suggested price: \$14.99

Thomas & Friends™ Narrow Gauge

(runs on N Scale track)

Introducing Skarloey, Bachmann's first Narrow Gauge Thomas & Friends™ locomotive. Narrow Gauge Thomas & Friends™ products are HO models that run on N scale track. Running from the main line at Crovan's Gate to the Blue Mountain slate quarry, the Narrow Gauge Skarloey Railway provides important transport for Sodor Mining. As the respected leader of the quarry line, our Skarloey engine is a great start for *your* Narrow Gauge Railway.



NARROW GAUGE SKARLOEY
(die-cast construction; illustration shown)
Item No. 58601 • Suggested price: \$149.00
Performs best on 11.25" radius curves or greater.

THOMAS & FRIENDS™ NARROW GAUGE ROLLING STOCK (runs on N Scale track)



NARROW GAUGE OPEN WAGON
(with international-style hook and loop couplers)
Item No. 77201 • Suggested price: \$63.00



NARROW GAUGE BOX VAN - BLUE
(with international-style hook and loop couplers)
Item No. 77202 • Suggested price: \$63.00



NARROW GAUGE BOX VAN - RED
(with international-style hook and loop couplers)
Item No. 77203 • Suggested price: \$63.00





THOMAS & FRIENDS™



Whistle and Chuff Thomas!

an E-Z Track® set



Item No. 00739 • Suggested price: \$279.00

With a friendly toot of his whistle, sound-equipped Thomas the Tank Engine™ signals the Troublesome Trucks that it is time to go to work. Our new analog sound Thomas locomotive also features moving eyes plus speed-synchronized chuff and steam exhaust sound upon stopping. As he happily peeps and puffs around the track, everyone can hear that Thomas is a Very Useful Engine!

This ready-to-run electric train set comes complete with:

- Thomas the Tank Engine™ with speed-activated sound and moving eyes. His analog sound system includes whistle, puffs, and steam exhaust upon stopping.
- Troublesome Truck #1 with international-style hook and loop couplers
- Troublesome Truck #2 with international-style hook and loop couplers
- 36" circle of snap-fit E-Z Track®
- power pack and speed controller
- illustrated instruction manual



Speed Controller with Plug-In Wiring



Thomas' Eyes Move Side to Side





Thomas with Annie & Clarabel

an E-Z Track® set

Item No. 00642 • Suggested price: \$169.00

Thomas and his loyal coaches Annie and Clarabel are carrying a number of very important passengers, and you're invited to join in their adventures! This HO scale electric train set is the perfect way to begin your *Thomas & Friends*™ collection.

This ready-to-run train set includes:

- Thomas the Tank Engine™ with moving eyes
- Annie coach with international-style hook and loop couplers
- Clarabel coach with international-style hook and loop couplers
- 36" circle of snap-fit E-Z Track® with 11 pieces of curved track and 1 curved plug-in terminal rerailer
- power pack and speed controller
- illustrated instruction manual



Emily's Passenger Set

an E-Z Track® set


Item No. 00684 • Suggested price: \$219.00

Emily is a beautiful engine with shiny paintwork and gleaming brass fittings. After bravely rescuing two of her railway friends, Sir Topham Hatt rewarded Emily with a brand new pair of coaches. Now you can ride along with Emily as she proudly displays her splendid passenger cars to all of Sodor.

This ready-to-run train set includes:

- Emily locomotive with moving eyes
- Emily's Coach with international-style hook and loop couplers
- Emily's Brake Coach with international-style hook and loop couplers
- 47" x 38" oval of snap-fit E-Z Track® with 12 pieces of curved track, 1 piece of straight track, and 1 straight plug-in terminal rerailer
- power pack and speed controller
- illustrated instruction manual





Speed Controller with Plug-In Wiring



Thomas' Eyes Move Side to Side



Speed Controller with Plug-In Wiring



Emily's Eyes Move Side To Side



Thomas' Christmas Express

an E-Z Track® set

Item No. 00721 • Suggested price: \$225.00



Sporting a merry hat and equipped with a snowplow, Thomas is ready to brave the winter weather to make sure the Christmas tree and important cargo arrive on time for the Island of Sodor holiday party. The festive *Thomas' Christmas Express* will deliver Yuletide fun to children of all ages!

This ready-to-run train set includes:

- Thomas the Tank Engine™ with plow, holiday hat, and moving eyes
- Open Wagon with decorated tree and international-style hook and loop couplers
- Flat Car with Crated Load and international-style hook and loop couplers
- "Merry Christmas" Ventilated Van with international-style hook and loop couplers
- 56" x 38" oval of snap-fit E-Z Track® with 12 pieces of curved track, 3 pieces of straight track, and 1 straight plug-in terminal rerailer
- power pack and speed controller
- illustrated instruction manual



Salty's Dockside Delivery

an E-Z Track® set

Item No. 00696 • Suggested price: \$219.00

Salty, the Dockside Diesel, is busy moving goods at Brendam Docks. Join Salty as he transports cargo to and fro down by the seaside!

This ready-to-run train set includes:

- Salty with moving eyes
- 6 Ton Wagon with international-style hook and loop couplers
- Raspberry Syrup Tanker with international-style hook and loop couplers
- Salt Wagon with international-style hook and loop couplers
- Custom Conductor figure
- 47" x 38" oval of snap-fit E-Z Track® with 12 pieces of curved track, 1 piece of straight track, and 1 straight plug-in terminal rerailer
- power pack and speed controller
- illustrated instruction manual



CUSTOM CONDUCTOR





THOMAS & FRIENDS

THOMAS & FRIENDS™



Speed Controller with Plug-In Wiring



Thomas' Eyes Move Side to Side



Sally's Eyes Move Side to Side



Speed Controller with Plug-In Wiring





THOMAS & FRIENDS™



Thomas' Eyes
Move Side to Side



Deluxe Thomas & Friends™ Special

an E-Z Track® set

Item No. 00644 • Suggested price: \$215.00

Thomas the Tank Engine™ and his coaches Annie and Clarabel have started on a magical journey across the Island of Sodor. Back at the station, Sir Topham Hatt sends Harold the Helicopter and Bertie the Bus to keep an eye on Thomas to make sure he arrives on time. With our *Deluxe Thomas & Friends™ Special* set, you can relive the stories seen in the *Thomas & Friends™* books, television shows, videos and feature films, or create your own railway adventures.

This ready-to-run train set includes:

- Thomas the Tank Engine™ with moving eyes
- Annie coach with international-style hook and loop couplers
- Clarabel coach with international-style hook and loop couplers
- Bertie the Bus
- Harold the Helicopter
- Sir Topham Hatt figure
- 56" x 38" oval of snap-fit E-Z Track® with 12 pieces of curved track, 3 pieces of straight track, and 1 straight plug-in terminal retainer
- power pack and speed controller
- illustrated instruction manual



BERTIE
the BUS



SIR
TOPHAM HATT



HAROLD
the HELICOPTER



Speed Controller
with Plug-In Wiring



56" x 38"
Oval





THOMAS & FRIENDS™



Thomas' Fun with Freight Set

an E-Z Track® set

Item No. 00683 • Suggested price: \$229.00

Thomas always has an important job to do and his railway friends are there to help. You can join Thomas, S.C. Ruffey, and the Conductor as they pick up and deliver their cargo.



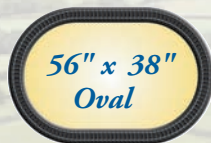
CONDUCTOR

This ready-to-run train set includes:

- Thomas the Tank Engine™ with moving eyes
- S.C. Ruffey with international-style hook and loop couplers
- Open Wagon with international-style hook and loop couplers
- Cream Tanker with international-style hook and loop couplers
- Cattle Wagon with international-style hook and loop couplers
- Conductor figure
- 56" x 38" oval of snap-fit E-Z Track® with 12 pieces of curved track, 3 pieces of straight track, and 1 straight plug-in terminal railer
- power pack and speed controller
- illustrated instruction manual



Thomas' Eyes Move Side to Side



Speed Controller with Plug-In Wiring



HO SCALE THOMAS & FRIENDS™ SEPARATE-SALE

Now you can hear Thomas' steam sounds! With an analog sound system including whistle, puffs, and steam exhaust upon stopping, this sound-equipped Thomas brings to life the sights and sounds of the Island of Sodor.



THOMAS the TANK ENGINE™
with SPEED-ACTIVATED ANALOG SOUND
(with moving eyes)

Item No. 58701 • Suggested price: \$125.00
Performs best on 15" radius curves or greater.



In honor of the 70th birthday of Thomas the Tank Engine™, we offer this "Celebration Thomas" with colorful banners and a special-edition metallic paint finish. Thomas is dressed and ready for his party!



CELEBRATION THOMAS
(with moving eyes)

Item No. 58740 • Suggested price: \$85.00
Performs best on 15" radius curves or greater.



THOMAS the TANK ENGINE™
(with moving eyes)

Item No. 58741 • Suggested price: \$79.00
Performs best on 15" radius curves or greater.



PERCY the SMALL ENGINE
(with moving eyes)

Item No. 58742 • Suggested price: \$79.00
Performs best on 15" radius curves or greater.



JAMES the RED ENGINE
(with moving eyes)

Item No. 58743 • Suggested price: \$99.00
Performs best on 18" radius curves or greater.



GORDON the EXPRESS ENGINE
(with moving eyes)

Item No. 58744 • Suggested price: \$129.00
Performs best on 18" radius curves or greater.



HENRY the GREEN ENGINE
(with moving eyes)

Item No. 58745 • Suggested price: \$129.00
Performs best on 18" radius curves or greater.



EDWARD
(with moving eyes)

Item No. 58746 • Suggested price: \$129.00
Performs best on 18" radius curves or greater.



TOBY the TRAM ENGINE
(with moving eyes)

Item No. 58747 • Suggested price: \$85.00
Performs best on 15" radius curves or greater.



HO SCALE THOMAS & FRIENDS™ SEPARATE-SALE (continued)



EMILY
(with moving eyes)

Item No. 58748 • Suggested price: \$119.00
Performs best on 18" radius curves or greater.



SPENCER
(with moving eyes)

Item No. 58749 • Suggested price: \$149.00
Performs best on 18" radius curves or greater.



MAVIS
(with moving eyes)

Item No. 58801 • Suggested price: \$85.00
Performs best on 15" radius curves or greater.



DIESEL
(with moving eyes)

Item No. 58802 • Suggested price: \$110.00
Performs best on 15" radius curves or greater.



BILL
(with moving eyes)

Item No. 58805 • Suggested price: \$95.00
Performs best on 15" radius curves or greater.



BEN
(with moving eyes)

Item No. 58806 • Suggested price: \$95.00
Performs best on 15" radius curves or greater.



DONALD
(with moving eyes)

Item No. 58807 • Suggested price: \$115.00
Performs best on 18" radius curves or greater.



DOUGLAS
(with moving eyes)

Item No. 58808 • Suggested price: \$115.00
Performs best on 18" radius curves or greater.



DUCK
(with moving eyes)

Item No. 58810 • Suggested price: \$115.00
Performs best on 18" radius curves or greater.



IRON 'ARRY
(with moving eyes)

Item No. 58812 • Suggested price: \$119.00
Performs best on 15" radius curves or greater.



IRON BERT
(with moving eyes)

Item No. 58813 • Suggested price: \$119.00
Performs best on 15" radius curves or greater.



OLIVER

(with moving eyes; illustration shown)
Item No. 58815 • price to be announced
Performs best on 18" radius curves or greater.



HO SCALE THOMAS & FRIENDS™ SEPARATE-SALE (continued)



RED COACH
(illustration shown)
Item No. 76038 • Suggested price: \$36.00



RED BRAKE COACH
(illustration shown)
Item No. 76039 • Suggested price: \$36.00



MAIL CAR - RED
Item No. 76040 • Suggested price: \$32.00



SPENCER'S SPECIAL COACH
Item No. 76041 • Suggested price: \$62.00



EMILY'S COACH
Item No. 76042 • Suggested price: \$26.00



EMILY'S BRAKE COACH
Item No. 76043 • Suggested price: \$26.00



ANNIE COACH
Item No. 76044 • Suggested price: \$26.00



CLARABEL COACH
Item No. 76045 • Suggested price: \$26.00



MAIL CAR - GREEN
Item No. 77018 • Suggested price: \$32.00



TOAD
(illustration shown)
Item No. 77019 • price to be announced



TROUBLESOME TRUCK #4
Item No. 77020 • Suggested price: \$24.00



ICE CREAM WAGON
Item No. 77021 • Suggested price: \$32.00



TROUBLESOME TRUCK #3
Item No. 77025 • Suggested price: \$24.00



HO SCALE THOMAS & FRIENDS™ SEPARATE-SALE (continued)



VENTILATED VAN
Item No. 77026 • Suggested price: \$31.00



HENRIETTA
Item No. 77028 • Suggested price: \$31.00



COAL WAGON with LOAD
Item No. 77029 • Suggested price: \$35.00



CREAM TANKER
Item No. 77032 • Suggested price: \$35.00



RASPBERRY SYRUP TANKER
Item No. 77033 • Suggested price: \$35.00



OPEN WAGON - RED
Item No. 77037 • Suggested price: \$31.00



OIL TANK
Item No. 77038 • Suggested price: \$32.00



SODOR FUEL TANK
Item No. 77039 • Suggested price: \$32.00



S. C. RUFFEY
Item No. 77041 • Suggested price: \$31.00



OPEN WAGON - BLUE
Item No. 77042 • Suggested price: \$31.00



CARGO CAR
Item No. 77043 • Suggested price: \$31.00



BRAKE VAN
Item No. 77045 • Suggested price: \$31.00



TROUBLESOME TRUCK #1
Item No. 77046 • Suggested price: \$24.00



TROUBLESOME TRUCK #2
Item No. 77047 • Suggested price: \$24.00



TIDMOUTH MILK TANK
Item No. 77048 • Suggested price: \$32.00



THOMAS & FRIENDS™ ACCESSORIES



JEREMY
Item No. 42440 • Suggested price: \$35.00




HAROLD the HELICOPTER
Item No. 42441
Suggested price: \$25.00



BERTIE the BUS
Item No. 42442
Suggested price: \$25.00



SIR TOPHAM HATT
(3" H)
Item No. 42443
Suggested price: \$14.00



CRANKY the CRANE
(Manually operated crane swivels 360° with independently adjustable hook and boom.)
Item No. 42444
Suggested price: \$52.00



CONDUCTOR
(3¼" H)
Item No. 42445
Suggested price: \$17.00



TERENCE the TRACTOR
Item No. 42447
Suggested price: \$35.00



FARMER McCOLL
(3¾" H)
Item No. 42448
Suggested price: \$17.00



SWITCH TOWER
Item No. 45237 • Suggested price: \$49.00



LIGHTHOUSE
with **BLINKING LED LIGHT**
(connects to AC power pack terminals)
Item No. 45240
Suggested price: \$95.00



OPERATING WINDMILL
(connects to AC power pack terminals)
Item No. 45241
Suggested price: \$119.00



ROUND WATER TOWER
(illustration shown)
Item No. 45242
Suggested price: \$17.50



SQUARE WATER TOWER
(illustration shown)
Item No. 45243
price to be announced



HO SCALE THOMAS & FRIENDS™ RESIN BUILDINGS



MAITHWAITE STATION
21¼" W x 5½" D x 4¾" H
Item No. 35901 • Suggested price: \$135.00



BLACK LOCH FOLLY
3½" H x 2" Diameter; Steps, ¾" W
Item No. 35902 • Suggested price: \$31.00



SIGNAL BOX
5½" W x 2¼" D x 3½" H
Item No. 35903 • Suggested price: \$45.00




BRENDAM WAREHOUSE
18" W x 5¾" D x 4¾" H
Item No. 35904 • Suggested price: \$119.00



ENGINE SHED
10½" W x 3" D x 5" H
Item No. 35905 • Suggested price: \$129.00



TRACKSIDE STATION
2½" W x 1¾" D x 1½" H
Item No. 35906 • Suggested price: \$39.00



CORRUGATED HUT
5½" W x 2½" D x 1½" H
Item No. 35907 • Suggested price: \$42.00



STORAGE SHED
4½" W x 1¾" D x 1¾" H
Item No. 35908 • Suggested price: \$47.00

HOOK-AND-LOOP COUPLERS (3 pairs per pack)

Item No. 78979 • Suggested price: \$13.00

These couplers are compatible with many of our *Thomas & Friends™* products and many European prototype models.

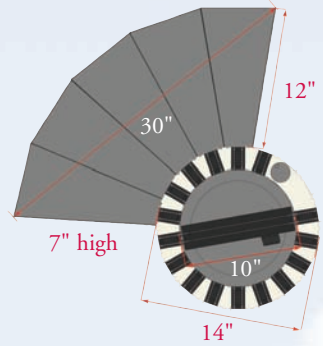




Tidmouth Sheds with Manually Operated Turntable

Item No. 45236 • Suggested price: \$265.00

Now you can give your *Thomas & Friends*™ HO scale locomotives a place of their own after a full day's work on the Island of Sodor. Five bays and a manually operated turntable keep engines ready for new and exciting adventures! Tidmouth Sheds can be expanded to include up to twelve stalls by using the Tidmouth Sheds Expansion Pack (Item No. 45238).



TIDMOUTH SHEDS EXPANSION PACK

Item No. 45238 • Suggested price: \$53.00

Use this expansion pack to add an engine shed to Tidmouth Sheds (Item No. 45236).




Knapford Station

Item No. 45239 • Suggested price: \$175.00

Includes three platforms; two or more kits can be combined to create larger station configurations.

Measures approximately 10.5" wide x 26" long x 6.25" high when assembled.





Wilson's Freight Adventures

an E-Z Track® set

Item No. 00770 • Suggested price: \$225.00



It's training time with Wilson as he puts his wheels to the rails in *Wilson's Freight Adventures*. Traintastic fun awaits when you come along for a ride with one of Chuggington's favorite trainees!

This ready-to-run train set includes:

- Wilson locomotive with operating headlight
- low-sided gondola with international-style hook and loop couplers
- box car with international-style hook and loop couplers
- 36" circle of snap-fit E-Z Track® with 11 pieces of curved track and 1 curved plug-in terminal retainer
- power pack and speed controller
- illustrated instruction manual



**36"
Circle**

E-Z TRACK SYSTEM
ASSEMBLES IN MINUTES!

**Speed Controller
with Plug-In Wiring**





Brewster's Cargo Caper

an E-Z Track® set

Item No. 00771 • Suggested price: \$225.00



Hop on board with mighty Brewster as he rides the rails on a fun train trip. *Brewster's Cargo Caper* is a great way to begin your Chuggington collection. Brewster really enjoys showing his strength as he hauls his hopper cars around Chuggington. And with his operating headlights brightening the way, this Chugger's winning personality will really shine through.

This ready-to-run train set includes:

- Brewster locomotive with operating headlights
- yellow hopper car with international-style hook and loop couplers
- blue hopper car with international-style hook and loop couplers
- 36" circle of snap-fit E-Z Track® with 11 pieces of curved track and 1 curved plug-in terminal rerailer
- power pack and speed controller
- illustrated instruction manual



Speed Controller
with Plug-In Wiring



Chuggington™ Separate-Sale

CHUGGINGTON™ LOCOMOTIVES



BREWSTER

(with operating headlights)

Item No. 59001 • Suggested price: \$109.00



WILSON

(with operating headlight)

Item No. 59002 • Suggested price: \$109.00



KOKO

(with operating headlight)

Item No. 59003 • Suggested price: \$109.00

CHUGGINGTON™ ROLLING STOCK



BOX CAR

Item No. 77101

Suggested price: \$42.00



LOW-SIDED GONDOLA

Item No. 77102

Suggested price: \$39.00



FLAT CAR

Item No. 77103

Suggested price: \$36.00



HOPPER CAR - BLUE

Item No. 77104

Suggested price: \$32.00



HOPPER CAR - YELLOW

Item No. 77105

Suggested price: \$32.00



PASSENGER CAR

Item No. 77106

Suggested price: \$53.00





Ringmaster

an E-Z Track® set with E-Z Mate® couplers

Item No. 00714 • Suggested price: \$265.00

Audience and performers, musicians and animals, all listen to the command of his voice. It's the ringmaster who directs the action in the circus ring. Our Ringmaster ready-to-run train set will command your attention and let you know the Ringling Bros. and Barnum & Bailey™ Circus is coming to town!



This ready-to-run train set includes:

- Ringling Bros. and Barnum & Bailey™ 0-6-0 locomotive and tender with operating headlight
- performers' car
- water tank car
- horse stock car
- bobber caboose
- body-mounted E-Z Mate® couplers

- 47" x 38" oval of snap-fit E-Z Track® including 12 pieces of curved track, 1 piece of straight track, and 1 plug-in terminal rerailer
- power pack and speed controller
- illustrated instruction manual



RINGLING BROS. and BARNUM & BAILEY™ SEPARATE SALE



COACH #75
Item No. 16601 • Suggested price: \$40.00



OPEN-SIDED EXCURSION CAR with SEATS #142
Item No. 16602 • Suggested price: \$47.00



GONDOLA #120
Item No. 16603 • Suggested price: \$32.00



TIGER BOX CAR #17
Item No. 16604 • Suggested price: \$37.00




47" x 38"
Oval



Speed Controller
with Plug-In Wiring

RINGLING BROS. and BARNUM & BAILEY™ SEPARATE SALE (continued)



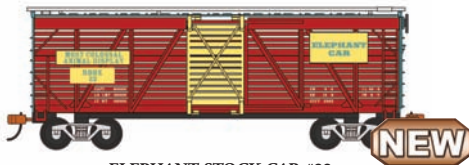
NEW

FLAT CAR with CRATED LOAD #119 - YELLOW
Item No. 16605 • Suggested price: \$41.00



NEW

FLAT CAR with CRATED LOAD #122 - BLUE
Item No. 16606 • Suggested price: \$41.00



NEW

ELEPHANT STOCK CAR #22
(illustration shown)
Item No. 16607 • price to be announced



NEW

F7-A LOCOMOTIVE
(illustration shown; see page 72 for more information)
Item No. 63711 • Suggested price: \$109.00



Echo Valley Express with Digital Sound

an E-Z Track® set with E-Z Mate® couplers

Item No. 00825 • Suggested price: \$359.00

A whistle echoes through the walls of a deep valley as you hear the unmistakable chuffing of a classic steam locomotive approaching. The *Echo Valley Express* is steaming ahead with carloads of coal to fuel America's hungry furnaces. It features a DCC sound-equipped Alco 2-6-0 with a steam sound package that includes authentic prototypical chuff, short and long whistles, bell, air compressor, and blower—all in polyphonic 16-bit sound that you can control with our *E-Z Command*® digital control system.

This digitally controlled train set with sound features:

- DCC sound-equipped 2-6-0 steam locomotive with tender and operating headlight
- gondola
- quad hopper



- 56" x 38" oval of snap-fit nickel silver *E-Z Track*® including 12 pieces of curved track, 3 pieces of straight track, and 1 plug-in terminal rerailer
- illustrated instruction manual

- off-center caboose
- *E-Z Command*® Control Center with wall pack and speed controller
- body-mounted *E-Z Mate*® couplers

Thunder Chief with Digital Sound

an E-Z Track® set with E-Z Mate® couplers

Item No. 00826 • Suggested price: \$359.00

With the roar of its mighty motor and a blast of its horn, the *Thunder Chief* announces its arrival. Commanding the attention of one and all, there is no missing the excitement of the *Thunder Chief* storming into the station. This set features a DCC sound-equipped F7-A locomotive with a diesel sound package that includes prototypical prime mover, 3 air horns, and bell—all in polyphonic 16-bit sound that you can control with our *E-Z Command*® digital control system.

This digitally controlled train set with sound features:

- DCC sound-equipped F7-A diesel locomotive with operating headlight
- 40' box car
- three-dome tank car



- 56" x 38" oval of snap-fit nickel silver *E-Z Track*® including 12 pieces of curved track, 3 pieces of straight track, and 1 plug-in terminal rerailer
- illustrated instruction manual

- off-center caboose
- *E-Z Command*® Control Center with wall pack and speed controller
- body-mounted *E-Z Mate*® couplers



E-Z COMMAND® SOUND VALUE TRAIN SETS



56" x 38"
Oval

E-Z Command® Control Center with wall pack and plug-in wiring



Simultaneous control of speed, direction, and lighting for realistic ACTION and FUN!



56" x 38"
Oval

E-Z Command® Control Center with wall pack and plug-in wiring



Simultaneous control of speed, direction, and lighting for realistic ACTION and FUN!



DCC SOUND VALUE ON BOARD



Digital Commander

an E-Z Track® set with E-Z Mate® couplers

Item No. 00501 • Suggested price: \$419.00



Model railroading enters the digital age with the *Digital Commander!* Create your own fledgling railroad empire or work with a friend to coordinate freight and switching operations. Our exclusive *E-Z Command®* digital control system lets you independently control the speed, direction, and lighting of two decoder-equipped locomotives.

This digitally controlled train set features:

- DCC-equipped EMD GP40 locomotive with operating headlight
- DCC-equipped EMD FT-A locomotive with operating headlight
- plug-door box car
- open quad hopper
- wide-vision caboose
- *E-Z Command®* Control Center with wall pack and plug-in wiring
- body-mounted *E-Z Mate®* couplers
- 56" x 38" oval of nickel silver *E-Z Track®*, including 12 pieces curved track, 4 pieces straight track, 1 terminal railer, 1 manual turnout – left, under-track magnet with brakeman figure, and 1 Hayes bumper
- DVD-format *E-Z Command®* instruction video
- illustrated instruction manual



E-Z Command® Control Center with wall pack and plug-in wiring



Simultaneous control of speed, direction, and lighting for realistic ACTION and FUN!



E-Z Command® DCC System with DCC-Equipped Steam Locomotive

Locomotives perform best on 18" radius curves or greater.

Suggested price: \$259.00 each

Features include:

- E-Z Command® Control Center (see DCC section of catalog for feature listing)
- USRA 0-6-0 steam locomotive and Vanderbilt tender DCC-equipped for speed, direction, and lighting control
- AC wall pack power supply



USRA 0-6-0 SOUTHERN PACIFIC™
Item No. 44930



USRA 0-6-0 SEABOARD®
Item No. 44931



A Norman Rockwell Christmas

an E-Z Track® set with E-Z Mate® couplers

NEW

Item No. 00741 • price to be announced

A festive tribute to America's beloved artist, our *Norman Rockwell Christmas* train set displays four classic Rockwell holiday illustrations. From Santa fulfilling a child's wish to a father and son bringing home the tree, each heart-warming scene is charmingly detailed. An instant classic for around the tree, the ready-to-run *Norman Rockwell Christmas* train set is sure to delight the whole family this Christmas...and for many holidays to come.

This ready-to-run train set includes:

- 0-6-0 steam locomotive with operating headlight and tender
- quad hopper
- bobber caboose
- 47" x 38" oval of snap-fit E-Z Track® including 12 pieces of curved track, 1 piece of straight track and 1 plug-in terminal rerailer
- power pack and speed controller
- illustrated instruction manual



**Norman
Rockwell™**

Courtesy of the Norman Rockwell Family Agency

The General

an E-Z Track® set with E-Z Mate® couplers

Item No. 00736 • Suggested price: \$295.00

The Civil War's famous Great Locomotive Chase, commemorated in a movie of the same name, comes to life with *The General* train set! On April 12, 1862, James J. Andrew and a group of Union raiders commandeered the South's American 4-4-0, named *The General*, from the Western and Atlantic Railroad. Their daring plan was to sabotage rebel railroad lines deep behind enemy lines. An alert W&ARR conductor, William Fuller, noticed the locomotive moving and with two fellow employees was soon in hot pursuit through the mountains of Northern Georgia. They followed *The General* on foot until they were able to commandeer another locomotive, "The Texas," to continue the chase. After many stops to uproot track and cut telegraph lines, *The General* ran out of wood fuel and water and was abandoned. Andrew's Raiders were later captured outside Chattanooga. Some were able to escape from jail, but eight were hung as spies. The youngest of the Raiders, 19-year-old Jacob Parrott, was the first soldier awarded the Medal of Honor by Secretary of War Stanton. *The General* train set lets you experience all the excitement of this historic adventure and comes complete with:



- 4-4-0 American locomotive with operating headlight and tender
- old time box car
- old time gondola
- old time combine
- quartermaster and telegraph office building
- 56" x 38" oval of snap-fit E-Z Track® including 12 pieces of curved track, 3 pieces of straight track, and 1 plug-in terminal rerailer
- power pack and speed controller
- illustrated instruction manual



ELECTRIC TRAIN SETS



47" x 38"
Oval



Speed Controller with Plug-In Wiring



56" x 38"
Oval



Speed Controller with Plug-In Wiring





Jingle Bell Express

an E-Z Track® set with E-Z Mate® couplers

Item No. 00724 • Suggested price: \$239.00

The *Jingle Bell Express* rushes last-minute wishes from the North Pole to homes around the world. Decked out in red and green and carrying a sweet cargo of holiday treats, the *Jingle Bell Express* will deliver merry dreams around your Christmas tree for years to come.

This ready-to-run train set includes:

- 0-6-0 steam locomotive with operating headlight and coal tender
- single-dome tank car
- box car
- quad hopper
- off-center caboose
- body-mounted E-Z Mate® couplers
- 47" x 38" oval of snap-fit E-Z Track®, including 12 pieces of curved track, 1 piece of straight track, and 1 plug-in terminal rerailer
- power pack and speed controller
- illustrated instruction manual



Pacific Flyer

an E-Z Track® set with E-Z Mate® couplers

Item No. 00692 • Suggested price: \$149.00

Assembly and breakdown of trains in the railway yard is tough work, but this 0-6-0 steam switcher is ready to get the job done. Assemble your consist, clear the yard and move your freight to its final destination with the *Pacific Flyer!*

This ready-to-run train set includes:

- 0-6-0 steam locomotive and tender with operating headlight
- gondola
- box car
- off-center caboose
- body-mounted E-Z Mate® couplers
- 36" circle of snap-fit E-Z Track® including 11 pieces of curved track and 1 curved plug-in terminal rerailer
- power pack and speed controller
- illustrated instruction manual





ELECTRIC TRAIN SETS



Speed Controller with Plug-In Wiring



Speed Controller with Plug-In Wiring





Thoroughbred

an E-Z Track® set with E-Z Mate® couplers

Item No. 00691 • Suggested price: \$139.00

Wheels rumble like the pounding of hooves as this iron horse rounds the bend. Hauling freight with the ease and grace of a champion, the *Thoroughbred* delivers fun and adventure to your stable of trains.

This ready-to-run train set includes:

- F7 diesel locomotive with operating headlight
- open quad hopper
- gondola
- wide-vision caboose
- body-mounted E-Z Mate® couplers
- 47" x 38" oval of snap-fit E-Z Track® including 12 pieces of curved track, 1 piece of straight track, and 1 plug-in terminal reailer
- power pack and speed controller
- illustrated instruction manual



Durango & Silverton

an E-Z Track® set with E-Z Mate® couplers

Item No. 00710 • Suggested price: \$295.00

Built originally as a mining line, the scenic value of the *Durango & Silverton* was quickly recognized in passenger service. After surviving natural disasters, wars, and financial instability, a determined staff (and starring roles in several Hollywood movies) promoted the tourism that ensures the line's survival to this day. Now recognized as a National Historic Landmark and a National Historic Civil Engineering Landmark, the *Durango & Silverton* continues to provide year-round tourist service. Our *Durango & Silverton* passenger set comes complete with:



- DCC-ready 2-8-0 locomotive and tender with operating headlight
- factory-installed 8-pin socket for DCC decoder installation of your choice
- open excursion car
- old-time combine
- old-time coach
- 47" x 38" oval of snap-fit E-Z Track® including 12 pieces of curved track, 1 piece of straight track, and 1 plug-in terminal reailer
- power pack and speed controller
- illustrated instruction manual





ELECTRIC TRAIN SETS



47" x 38" Oval

BACHMANN E-Z TRACK SYSTEM
ASSEMBLES IN MINUTES!

Speed Controller with Plug-In Wiring





Liberty Bell Special


an E-Z Track® set with E-Z Mate® couplers

Item No. 00711 • Suggested price: \$275.00

This *Liberty Bell Special* train set celebrates our cherished Liberty Bell's historic train travels. The Bell's first rail trip in 1885 was to New Orleans for the World's Industrial Cotton Exposition while one of its last trips was to the 1915 Panama-Pacific Exposition in San Francisco. Specially modified Pennsylvania Railroad flatcars were used to carry the 2,080-pound Bell in its wide-ranging travels. The visits to nearly 400 cities and towns over a 32-year span drew huge cheering crowds and special celebrations that often included music, parades, and military salutes. We are proud to present the *Liberty Bell Special*, and through railroading, let you share in the Bell's rich history.

This ready-to-run train set includes:

- 2-6-0 steam locomotive and tender with operating headlight
- 1860-1880 combine "Philadelphia"
- 1860-1880 coach "Boston"
- flat car with Liberty Bell and flags
- 47" x 38" oval of snap-fit E-Z Track® including 12 pieces of curved track, 1 piece of straight track, and 1 plug-in terminal railer
- power pack and speed controller
- illustrated instruction manual



Chattanooga

an E-Z Track® set with E-Z Mate® couplers

Item No. 00626 • Suggested price: \$239.00

Capturing all the energy and excitement of train travel is the *Chattanooga*. Named for the famous Nashville, Chattanooga & St. Louis Railroad, this 155-piece set includes all the miniature people, buildings, and structures you'll need to recreate the romance of the steam era.

This ready-to-run train set includes:

- 0-6-0 steam locomotive and tender with operating smoke and headlight
- plug-door box car
- open quad hopper
- single-dome tank car
- off-center caboose
- body-mounted E-Z Mate® couplers
- 47" x 38" oval of snap-fit E-Z Track®, including 12 pieces of curved track, 1 piece of straight track, and 1 plug-in terminal railer
- suburban station
- signal bridge
- 48 railroad and street signs
- 36 telephone poles
- 48 assorted figures
- power pack and speed controller
- illustrated instruction manual





ELECTRIC TRAIN SETS



47" x 38"
Oval



Speed Controller
with Plug-In Wiring



155
Piece Set





Speed Controller
with Plug-In Wiring



The FT diesel locomotive in this set has a die-cast chassis and eight wheel drive.

Santa Fe Flyer

an E-Z Track® set with E-Z Mate® couplers

Item No. 00647 • Suggested price: \$139.00

Hauling freight across the deserts, mountains, and cities of the American landscape is the *Santa Fe Flyer*. Powered by a mighty Santa Fe FT diesel locomotive with its distinctive “war bonnet” paint scheme, this sleek and powerful train deftly handles the ever-changing terrain of the Southwest United States.

This ready-to-run train set includes:

- EMD FT diesel locomotive with operating headlight
- open quad hopper
- gondola
- off-center caboose
- body-mounted E-Z Mate® couplers
- 36" circle of snap-fit E-Z Track® including 11 pieces of curved track and 1 curved plug-in terminal rerailer
- power pack and speed controller
- illustrated instruction manual





ELECTRIC TRAIN SETS



Speed Controller with Plug-In Wiring



Signal Bridge



24 Telephone Poles



48 Railroad & Street Signs



36 Assorted Figures



Rail Chief

an E-Z Track® set with E-Z Mate® couplers

Item No. 00706 • Suggested price: \$209.00

You will command the rails with our striking *Rail Chief* set. Complete with miniature people and a signal bridge, this 130-piece set will let you oversee your own detailed railroading empire.

This ready-to-run train set includes:

- EMD GP40 diesel locomotive with operating headlight
- open quad hopper
- gondola
- steel reefer
- off-center caboose
- body-mounted E-Z Mate® couplers
- 47" x 38" oval of snap-fit E-Z Track®, including 12 pieces curved track, 1 piece of straight track, and 1 plug-in terminal rerailer
- signal bridge
- 36 miniature figures
- 24 telephone poles
- 48 railroad and street signs
- power pack and speed controller
- illustrated instruction manual





The DeWitt Clinton

an E-Z Track® set

Item No. 00641 • Suggested price: \$179.00

Named after the father of the Erie Canal, the DeWitt Clinton made its maiden run on August 9, 1831. As one of the earliest steam operated carriers in America, the DeWitt Clinton is truly unique in railroading history. With its passengers riding in standard stagecoach bodies mounted on railroad wheels, the sight of the DeWitt Clinton was just as startling in 1831 as it would be today!



The DeWitt Clinton includes:

- DeWitt Clinton locomotive and tender (with die-cast wood load and water barrels)
- three DeWitt Clinton coaches
- skew-wound motor
- nickel silver wheels
- 47" x 38" oval of snap-fit nickel silver E-Z Track®, including 12 pieces curved track, 1 piece of straight track, and 1 plug-in terminal rerailer
- power pack and speed controller
- illustrated instruction manual



ELECTRIC TRAIN SETS



Overland Limited

an E-Z Track® set with E-Z Mate® couplers


Item No. 00614 • Suggested price: \$379.00

The biggest and the best for serious railroad enthusiasts. From a powerful 4-8-4 steam locomotive, to an impressive consist of nine cars, this set has it all! The *Overland Limited* comes complete with Bachmann's exclusive E-Z Track® snap-fit track and roadbed system, plus:

- Union Pacific® 4-8-4 steam locomotive and tender with operating smoke and headlight
- grain car
- three-dome tank car
- flat car with logs
- center-flow hopper
- open quad offset hopper
- two plug-door box cars
- wood stock car
- wide-vision caboose
- body-mounted E-Z Mate® couplers
- 72" x 45" oval of snap-fit E-Z Track® with 16 pieces of 22" radius curved track, 5 pieces of straight track, and 1 plug-in terminal reailer
- power pack and speed controller
- illustrated instruction manual



Speed Controller with Plug-In Wiring



Speed Controller with Plug-In Wiring



USRA LIGHT 2-8-2 STEAM LOCOMOTIVE
(DCC SOUND VALUE-EQUIPPED)

Performs best on 18" radius curves or greater.

Suggested price: \$399.00 each



The latest in Bachmann's USRA series of locomotives, the 2-8-2 is also known as the "Mikado" after Baldwin delivered the first engines with this wheel arrangement in 1893 to Japan Railways. Our DCC sound-equipped USRA Light model includes our Sound Value *SoundTraxx*® steam sound package with authentic prototypical chuff, short and long whistles, bell, air pump, steam release and blower—all in 16-bit polyphonic sound.



UNION PACIFIC® #2487
with MEDIUM TENDER
(illustration shown)
Item No. 54301



BALTIMORE & OHIO® #4508
with MEDIUM TENDER
(high headlight; illustration shown)
Item No. 54302



PENNSYLVANIA RAILROAD #9630
with MEDIUM TENDER
(high headlight; not shown)
Item No. 54303



NEW YORK CENTRAL® #6405
with MEDIUM TENDER
(not shown)
Item No. 54304



MAINE CENTRAL #617
with MEDIUM TENDER
(not shown)
Item No. 54305

USRA LIGHT 2-8-2 STEAM LOCOMOTIVE
(DCC READY with NMRA 8-PIN PLUG)

Performs best on 18" radius curves or greater.

Suggested price: \$315.00 each

The latest in Bachmann's USRA series of locomotives, the 2-8-2 is also known as the "Mikado" after Baldwin delivered the first engines with this wheel arrangement in 1893 to Japan Railways. Our DCC-ready USRA Light model has a factory-installed 8-pin socket for the DCC decoder installation of your choice.



PERE MARQUETTE #1039
with LONG TENDER
(illustration shown)
Item No. 54401



ROCK ISLAND #2319
with MEDIUM TENDER
(not shown)
Item No. 54402



SOUTHERN #4501
with LONG TENDER
(illustration shown)
Item No. 54403



WESTERN PACIFIC™ #32
with MEDIUM TENDER
(not shown)
Item No. 54404



FRISCO #4027
with MEDIUM TENDER
(not shown)
Item No. 54405



STEAM LOCOMOTIVES



4-4-0 AMERICAN STEAM LOCOMOTIVE (DCC SOUND VALUE-EQUIPPED)

Performs best on 18" radius curves or greater.

Suggested price: \$315.00 each



All new tooling. Our DCC sound-equipped 4-4-0 includes our Sound Value *SoundTraxx*® steam sound package with authentic prototypical chuff, short and long whistles, bell, air pump, steam release and blower—all in 16-bit polyphonic sound.



UNION PACIFIC® #119 with WOOD LOAD
(previous model shown for illustrative purposes)
Item No. 52701



CENTRAL PACIFIC "Jupiter" with WOOD LOAD
(previous model shown for illustrative purposes)
Item No. 52702



BALTIMORE & OHIO® with WOOD LOAD
(previous model shown for illustrative purposes)
Item No. 52703



SANTA FE #91 with WOOD LOAD
(previous model shown for illustrative purposes)
Item No. 52704

4-4-0 AMERICAN STEAM LOCOMOTIVE (DCC READY with NMRA 8-PIN PLUG)

Performs best on 18" radius curves or greater.

Suggested price: \$239.00 each

All new tooling. Our DCC-ready model has a factory-installed 8-pin socket for the DCC decoder installation of your choice.



UNION PACIFIC® #119 with WOOD LOAD
(previous model shown for illustrative purposes)
Item No. 51002



CENTRAL PACIFIC "Jupiter" with WOOD LOAD
(previous model shown for illustrative purposes)
Item No. 51003



W&ARR "Texas" with WOOD LOAD
(not shown)
Item No. 51004



PENNSYLVANIA with COAL LOAD
(previous model shown for illustrative purposes)
Item No. 51005

DCC SOUND VALUE ON BOARD



STEAM LOCOMOTIVES



2-8-4 BERKSHIRE STEAM LOCOMOTIVE & TENDER with OPERATING HEADLIGHT (DCC SOUND VALUE-EQUIPPED)

Performs best on 22" radius curves or greater.



Suggested price: \$349.00 each

This DCC sound-equipped locomotive includes our *Sound Value SoundTraxx*® steam package that includes authentic prototypical chuff, short and long whistles, bell, air pump, steam release, and blower – all in 16-bit polyphonic sound. Precision motor, die-cast chassis, details and tender style per prototype, brass-machined flywheel, metal handrails and stanchions, LED headlight and tender backup light, die-cast marker lights, see-through underframe, metal wheels, and *E-Z Mate*® Mark II couplers.



NICKEL PLATE #765 - RAILFAN VERSION
Item No. 52401



CHESAPEAKE & OHIO® KANAWHA #2718
Item No. 52402



PERE MARQUETTE #1225
Item No. 52403

DCC SOUND VALUE ON BOARD



STEAM LOCOMOTIVES



2-8-4 BERKSHIRE STEAM LOCOMOTIVE & TENDER with OPERATING HEADLIGHT (DCC EQUIPPED)

Performs best on 22" radius curves or greater.

Suggested price: \$265.00 each

DCC ON BOARD® locomotives feature dual-mode digital command control decoders enabling operation with a standard DC analog power pack or any NMRA-compliant Digital Command Control system. Speed, direction, and lighting control.



DCC[®]
ON BOARD



PERE MARQUETTE #1225
Item No. 50901



PERE MARQUETTE #1218
Item No. 50902



NICKEL PLATE #765 - RAIL FAN VERSION
Item No. 50906



PAINTED, UNLETTERED - NICKEL PLATE VERSION
Item No. 50949

DCC ON BOARD®



**GS64 4-8-4 & TENDER with OPERATING HEADLIGHT
(DCC EQUIPPED)**

Performs best on 22" radius curves or greater.

Suggested price: \$299.00



DCC ON BOARD® locomotives feature dual-mode digital command control decoders enabling operation with a standard DC analog power pack or any NMRA-compliant Digital Command Control system. Speed, direction, and lighting control.

DCC ON BOARD®



WESTERN PACIFIC™ #485
Item No. 50206

4-8-4 LOCOMOTIVE & TENDER with OPERATING HEADLIGHT (DCC READY)

Performs best on 22" radius curves or greater.

Suggested price: \$259.00 each



UNION PACIFIC™ #807
Item No. 53502



NEW YORK CENTRAL® #6010
Item No. 53503





STEAM LOCOMOTIVES



GS4 4-8-4 & TENDER with OPERATING HEADLIGHT (DCC EQUIPPED)

Performs best on 22" radius curves or greater.

Suggested price: \$299.00 each

DCC ON BOARD® locomotives feature dual-mode digital command control decoders enabling operation with a standard DC analog power pack or any NMRA-compliant Digital Command Control system. Speed, direction, and lighting control.



SOUTHERN PACIFIC™ RAILFAN DAYLIGHT #4449
Item No. 50201



SOUTHERN PACIFIC™ DAYLIGHT #4446
Item No. 50202

DCC ON BOARD®



BALDWIN 2-8-0 CONSOLIDATION LOCOMOTIVE (DCC EQUIPPED)

Performs best on 18" radius curves or greater.

Suggested price: \$229.00 each

DCC ON BOARD® locomotives feature dual-mode digital command control decoders enabling operation with a standard DC analog power pack or any NMRA-compliant Digital Command Control system. Speed, direction, and lighting control.



DURANGO & SILVERTON #493
Item No. 51313



SOUTHERN #722
(green)
Item No. 51314



UNION PACIFIC® #617
Item No. 51315



WESTERN PACIFIC™ #35
Item No. 51316



ROCK ISLAND #2123
Item No. 51317



NORFOLK & WESTERN #718
Item No. 51318





STEAM LOCOMOTIVES



PRAIRIE 2-6-2 & TENDER
with SMOKE & OPERATING HEADLIGHT
Performs best on 18" radius curves or greater.

Suggested price: \$149.00 each



UNION PACIFIC® #1836
Item No. 51501



SOUTHERN
Item No. 51504



RIO GRANDE™ #76
(Flying Grande)
Item No. 51517



PENNSYLVANIA #2761
Item No. 51522



SOUTHERN PACIFIC™ #1905
with VANDERBILT TENDER
Item No. 51523



CANADIAN NATIONAL #613
Item No. 51524



Have a question? You can
"Ask the Bach Man" on
our message board at
www.bachmanntrains.com/



**ALCO 2-6-0 (DCC SOUND VALUE-EQUIPPED)**

Performs best on 18" radius curves or greater.

Suggested price: \$257.00 each

The Alco Moguls could go as fast as 70 miles per hour, making them useful for both light freight and passenger service. Bachmann's 2-6-0 model is a practical choice for your mainline and branchline railroads. This DCC sound-equipped Alco 2-6-0 includes our Sound Value *SoundTraxx*® sound package with authentic prototypical chuff, short and long whistles, bell, air pump, steam release, and blower.

Features include:

- DCC sound-equipped
- dual-mode NMRA-compliant decoder
- die-cast chassis
- die-cast cylinders
- metal valve gear and side rods
- operating LED headlight and backup light
- metal cut levers
- metal handrails
- metal wheels
- *E-Z Mate*® Mark II couplers



PENNSYLVANIA #3233
Item No. 51807



NEW YORK CENTRAL® #1904
Item No. 51808



BOSTON & MAINE #1360
Item No. 51811



LACKAWANNA #565
Item No. 51813



UNION PACIFIC® #39
Item No. 51810



WABASH #573
Item No. 51812



CANADIAN NATIONAL #409
Item No. 51814



ATSF #9448
(new roadnumber)
Item No. 51816



SOUTHERN #7082
Item No. 51815





STEAM LOCOMOTIVES



ALCO 2-6-0 (DCC-READY)

Performs best on 18" radius curves or greater.

Suggested price: \$159.00 each

The Alco Moguls could go as fast as 70 miles per hour, making them useful for both light freight and passenger service. Bachmann's 2-6-0 model is a practical choice for your mainline and branchline railroads. Factory-installed 8-pin socket for DCC decoder installation of your choice.

Features include:

- die-cast chassis
- die-cast cylinders
- metal valve gear and side rods
- operating LED headlight and backup light
- metal cut levers
- metal handrails
- metal wheels
- E-Z Mate® Mark II couplers



PENNSYLVANIA #3237
(new roadnumber)
Item No. 51707



NEW YORK CENTRAL® #1907
(new roadnumber)
Item No. 51708



CANADIAN NATIONAL #6013
(new roadnumber)
Item No. 51709



ATSF #9444
(new roadnumber)
Item No. 51710



UNION PACIFIC® #40
(new roadnumber)
Item No. 51711



GREEN BAY & WESTERN #256
Item No. 51712





USRA 0-6-0 & SLOPE TENDER
with SMOKE & OPERATING HEADLIGHT (DCC EQUIPPED)
 Performs best on 18" radius curves or greater.

Suggested price: \$159.00 each



DCC ON BOARD® locomotives feature dual-mode digital command control decoders enabling operation with a standard DC analog power pack or any NMRA-compliant Digital Command Control system. Speed, direction, and lighting control.

DCC ON BOARD®



NEW HAVEN #2333
 Item No. 51606



BURLINGTON #233
 Item No. 51607

USRA 0-6-0 & SHORT HAUL TENDER
with SMOKE & OPERATING HEADLIGHT
 Performs best on 18" radius curves or greater.

Suggested price: \$125.00 each



SMOKY MOUNTAIN #97
 Item No. 50440



N.C. & ST. L. #152
 Item No. 50616



STEAM LOCOMOTIVES



USRA 0-6-0 & SLOPE TENDER
with SMOKE & OPERATING HEADLIGHT
Performs best on 18" radius curves or greater.

Suggested price: \$125.00 each



UNION PACIFIC® #4442
Item No. 50603



NEW YORK CENTRAL® #1434
Item No. 50605



CANADIAN NATIONAL® #7356
Item No. 50606



PENNSYLVANIA #3234
Item No. 50615



Have a question? You can
"Ask the Bach Man" on
our message board at
www.bachmanntrains.com!



SANTA FE #2128
Item No. 50604



BALTIMORE & OHIO®
Item No. 50612





STEAM LOCOMOTIVES



USRA 0-6-0 & VANDERBILT TENDER
with SMOKE & OPERATING HEADLIGHT
Performs best on 18" radius curves or greater.

Suggested price: \$125.00 each



SOUTHERN PACIFIC™ #1273
Item No. 50703



SEABOARD® #1094
Item No. 50704

AMERICAN 4-4-0 & TENDER
with OPERATING HEADLIGHT
Performs best on 18" radius curves or greater.

Suggested price: \$149.00 each



UNION PACIFIC® #119
Item No. 51101



SANTA FE #91
Item No. 51102



PENNSYLVANIA
Item No. 51114



CENTRAL PACIFIC #60 "JUPITER"
Item No. 51124



BALTIMORE & OHIO®
(1890s version - Royal Blue)
Item No. 51144



STEAM LOCOMOTIVES



PORTER 0-6-0T SIDE TANK LOCOMOTIVE (DCC EQUIPPED)

Performs best on 18" radius curves or greater.

Suggested price: \$145.00 each

A hard worker in industrial settings such as steel mills and quarries, this little switcher proudly displays its Porter heritage. Features include DCC-equipped for speed, direction, and lighting; dual-mode NMRA-compliant decoder; precision motor; operating directional soft white LED headlights; hidden drive train; low-speed gear box; metal motor bearings; metal detail parts, including bell, handrails, and stanchions; metal cut levers; blackened main and side rods; and magnetically operated *E-Z Mate*® Mark II couplers, front and rear.



BETHLEHEM STEEL #2
Item No. 52101



MIDVALE STEEL #5
Item No. 52102



MIDWEST QUARRY & MINING CO. #12
Item No. 52103



PENNSYLVANIA RAILROAD #2780
Item No. 52104



SANTA FE #2240
Item No. 52105

DCC ON BOARD®



GG-1 ELECTRIC LOCOMOTIVE
(DCC SOUND VALUE-EQUIPPED)

Performs best on 22" radius curves or greater.

Suggested price: \$325.00 each



The electric GG-1 was introduced in the 1930s by the Pennsylvania Railroad, which needed a locomotive that could carry more rolling stock at greater speeds. Its dynamic streamlined design captured the public's imagination and made it the star of countless movies and advertisements. This DCC sound-equipped model includes our Sound Value *SoundTraxx*® sound package with prototypical motors with blowers, pantograph extension and retraction, air compressors, short and long horns, and bell—all in 16-bit polyphonic sound. Features include all new tooling, die-cast frame, 12-wheel drive, twin operating metal pantographs that can be powered by overhead wires if desired, soft white LED directional headlights with dimming function, and *E-Z Mate*® Mark II couplers.

DCC SOUND VALUE ON BOARD



PENNSYLVANIA #4807
BRUNSWICK GREEN SINGLE STRIPE
Item No. 65301



PENNSYLVANIA #4913
TUSCAN RED 5 STRIPE
Item No. 65302



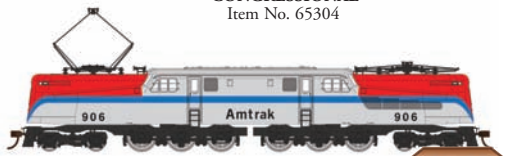
PENNSYLVANIA #4935
"BLACK JACK" BRUNSWICK GREEN 5 STRIPE
Item No. 65303



PENNSYLVANIA #4872
SILVER with RED STRIPE "CONGRESSIONAL"
Item No. 65304



PENN CENTRAL #4853 - BLACK with WHITE LETTERING
Item No. 65305



AMTRAK #906
(illustration shown)
Item No. 65306



E60CP (DCC EQUIPPED)

Performs best on 22" radius curves or greater.

Suggested price: \$179.00 each



DCC ON BOARD® locomotives feature dual-mode digital command control decoders enabling operation with a standard DC analog power pack or any NMRCA-compliant Digital Command Control system. Speed, direction, and lighting control.



DCC ON BOARD



ELECTRIC LOCOMOTIVES



GG-1 ELECTRIC LOCOMOTIVE (DCC READY)

Performs best on 22" radius curves or greater.

Suggested price: \$229.00 each

The electric GG-1 was introduced in the 1930s by the Pennsylvania Railroad, which needed a locomotive that could carry more rolling stock at greater speeds. Its dynamic streamlined design captured the public's imagination and made it the star of countless movies and advertisements. This DCC-ready model features all new tooling, die-cast frame, 12-wheel drive, twin operating metal pantographs that can be powered by overhead wires if desired, soft white LED directional headlights with dimming function, and *E-Z Mat*® Mark II couplers. Factory-installed 8-pin socket for DCC decoder installation of your choice.



**PENNSYLVANIA #4912
BRUNSWICK GREEN SINGLE STRIPE**
Item No. 65201



**PENNSYLVANIA #4842
BRUNSWICK GREEN 5 STRIPE**
Item No. 65203



**PENNSYLVANIA #4866
SILVER with RED STRIPE
"CONGRESSIONAL"**
Item No. 65204



**PENN CENTRAL #4882
BLACK with WHITE LETTERING**
Item No. 65205



**PENNSYLVANIA #4890
TUSCAN RED 5 STRIPE**
(new roadnumber)
Item No. 65206



AMTRAK #926
(illustration shown)
Item No. 65207



E60CP (DCC EQUIPPED) (continued)



AMTRAK PHASE II #976
Item No. 65506



AMTRAK PHASE III #978
Item No. 65507



GE ES44AC (DCC SOUND VALUE-EQUIPPED)

Performs best on 22" radius curves or greater.



Suggested price: \$319.00 each

Bachmann is proud to commemorate Norfolk Southern's 30th anniversary milestone with these GE ES44AC DCC sound-equipped locomotives in heritage paint schemes. They join our line of DCC sound-equipped models featuring our Sound Value *SoundTraxx*® diesel sound package with prototypical prime mover, dynamic brakes, 3 air horns, and bell—all in 16-bit polyphonic sound.



CENTRAL OF GEORGIA
Item No. 65401



SOUTHERN
Item No. 65402



LEHIGH VALLEY
Item No. 65403



PENNSYLVANIA
Item No. 65404



NICKEL PLATE ROAD
Item No. 65405



INTERSTATE #8105
(not shown)
Item No. 65406



MONONGAHELA #8025
Item No. 65407



NORFOLK & WESTERN #8103
Item No. 65408



CONRAIL #8098
Item No. 65409



NORFOLK SOUTHERN RAILWAY #8114
Item No. 65410



Prototype photographs shown for illustrative purposes.



DIESEL LOCOMOTIVES



EMD SD70ACe (DCC SOUND VALUE-EQUIPPED)

Performs best on 22" radius curves or greater.

Suggested price: \$319.00 each

Bachmann is proud to commemorate Norfolk Southern's 30th anniversary milestone with these EMD SD70ACe DCC sound-equipped locomotives in heritage paint schemes. They join our line of DCC sound-equipped models featuring our Sound Value *SoundTraxx*® diesel sound package with prototypical prime mover, dynamic brakes, 3 air horns, and bell—all in 16-bit polyphonic sound.



WABASH
Item No. 66001



ERIE
Item No. 66002



JERSEY CENTRAL LINES
Item No. 66003



NEW YORK CENTRAL®
Item No. 66004



VIRGINIAN
Item No. 66005



ILLINOIS TERMINAL #1072
Item No. 66006



PENN CENTRAL #1073
Item No. 66007



READING COMPANY #1067
Item No. 66008



SAVANNAH & ATLANTA #1065
Item No. 66009



DELAWARE, LACKAWANNA & WESTERN #1074
Item No. 66010



Prototype photographs shown for illustrative purposes.

DCC SOUND VALUE ON BOARD



DIESEL LOCOMOTIVES



DCC SOUND VALUE ON BOARD

EMD DD40AX CENTENNIAL (DCC SOUND VALUE-EQUIPPED)

Performs best on 22" radius curves or greater.

Suggested price: \$319.00 each

The largest diesel locomotive ever made is available in this DCC sound-equipped model that includes our Sound Value *SoundTraxx*® diesel sound package with prototypical prime movers (dual-motor sound), 3 air horns, dynamic brakes, and bell—all in polyphonic 16-bit sound. Dual motors per the prototype, operating “gumball” light, lighted number boards, and *E-Z Mate*® Mark II couplers.



UNION PACIFIC® #6900
(not shown)
Item No. 65101

UNION PACIFIC® #6929
Item No. 65102

UNION PACIFIC® #6940
(not shown)
Item No. 65103

EMD GP50 with ALL-WHEEL DRIVE

Performs best on 18" radius curves or greater.

Suggested price: \$85.00 each



SOUTHERN #9014
Item No. 61205



NORFOLK & WESTERN #6518
Item No. 61206



NORFOLK SOUTHERN #6551
Item No. 61241





DIESEL LOCOMOTIVES



EMD DD40AX CENTENNIAL (DCC EQUIPPED)

Performs best on 22" radius curves or greater.

Suggested price: \$219.00 each

DCC ON BOARD® locomotives feature dual-mode digital command control decoders enabling operation with a standard DC analog power pack or any NMRA-compliant Digital Command Control system. Speed, direction, and lighting control. This EMD DD40AX also features dual motors per the prototype.



UNION PACIFIC® #6900
(not shown)
Item No. 62105



UNION PACIFIC® #6910
Item No. 62106

EMD GP40 DIESEL LOCOMOTIVE with ALL-WHEEL DRIVE (DCC SOUND VALUE-EQUIPPED)

Performs best on 18" radius curves or greater.

Suggested price: \$229.00 each

This DCC sound-equipped EMD GP40 Diesel includes our Sound Value *SoundTraxx*® diesel sound package with prototypical prime mover, 3 air horns, and bell—all in polyphonic 16-bit sound. All-wheel drive and *E-Z Mate*® Mark II couplers.



UNION PACIFIC®
Item No. 66301



SANTA FE #2964
Item No. 66302



ALASKA #3002
(illustration shown)
Item No. 66303



SOO LINE #4603
(illustration shown)
Item No. 66304



NORFOLK SOUTHERN #3057
(illustration shown)
Item No. 66305

DCC ON BOARD®

DCC SOUND VALUE ON BOARD®



EMD GP40 with ALL-WHEEL DRIVE (DCC EQUIPPED)

Performs best on 18" radius curves or greater.

Suggested price: \$129.00 each

DCC ON BOARD® locomotives feature dual-mode digital command control decoders enabling operation with a standard DC analog power pack or any NMRA-compliant Digital Command Control system. Speed, direction, and lighting control.



SANTA FE #3508
Item No. 60304



CANADIAN NATIONAL #4008
Item No. 60307



MILWAUKEE ROAD #2001
Item No. 60308



DETROIT, TOLEDO & IRONTON #405
Item No. 60310



SEABOARD® #626
Item No. 60311



DIESEL LOCOMOTIVES



EMD GP40 with ALL-WHEEL DRIVE (DCC READY)
Performs best on 18" radius curves or greater.

Suggested price: \$85.00 each

DCC ready with a factory-installed 8-pin socket for DCC decoder installation of your choice.



UNION PACIFIC®
Item No. 63501



BURLINGTON NORTHERN #3519
(illustration shown)
Item No. 63503



SANTA FE #3509
Item No. 63515



CONRAIL #3078
Item No. 63516



AMTRAK #651
Item No. 63518



MISSOURI-KANSAS-TEXAS #245
(The Katy)
Item No. 63519



CSX® #4451
(Dark Future; not shown)
Item No. 63524



CHESSIE® #4150
Item No. 63525





EMD SD40-2 with ALL-WHEEL DRIVE (DCC EQUIPPED)
Performs best on 18" radius curves or greater.

Suggested price: \$129.00 each

DCC[®]
ON BOARD

DCC ON BOARD[®] locomotives feature dual-mode digital command control decoders enabling operation with a standard DC analog power pack or any NMRA-compliant Digital Command Control system. Speed, direction, and lighting control.



CSX® #8861
(Dark Future)
Item No. 60910



BNSF #1692
Item No. 60911



NORFOLK SOUTHERN #3411
(Thoroughbred)
Item No. 60912



SANTA FE #5020
Item No. 60913



NEW YORK, SUSQUEHANNA & WESTERN #3018
Item No. 60914



MILWAUKEE ROAD #133
Item No. 60915



DCC ON BOARD[®]



DIESEL LOCOMOTIVES



EMD SD40-2 with ALL-WHEEL DRIVE (*DCC READY*)

Performs best on 18" radius curves or greater.

Suggested price: \$99.00 each

DCC ready with a factory-installed 8-pin socket for DCC decoder installation of your choice.



CSX® #8036
(Bright Future)
Item No. 67013



UNION PACIFIC® #3410
Item No. 67019



WHEELING & LAKE ERIE #6352
Item No. 67020



CANADIAN PACIFIC RAILWAY #6601
(Modern)
Item No. 67021



CANADIAN NATIONAL #6023
(new roadnumber)
Item No. 67022



CSX® #8840
(Dark Future; new roadnumber)
Item No. 67024



KANSAS CITY SOUTHERN #691
(not shown)
Item No. 67025



EMD GP38-2 with ALL-WHEEL DRIVE (DCC EQUIPPED)

Performs best on 18" radius curves or greater.

Suggested price: \$129.00 each

DCC ON BOARD® locomotives feature dual-mode digital command control decoders enabling operation with a standard DC analog power pack or any NMRA-compliant Digital Command Control system. Speed, direction, and lighting control.



UNION PACIFIC® #2021
Item No. 61116



NORFOLK SOUTHERN #5612
(Thoroughbred; new roadnumber)
Item No. 61117



BNSF #2344
(new roadnumber)
Item No. 61118



CSX® #2511
(Dark Future; new roadnumber)
Item No. 61119



BELT LINE #5260
Item No. 61120



DCC ON BOARD®



DIESEL LOCOMOTIVES



EMD GP38-2 with ALL-WHEEL DRIVE
Performs best on 18" radius curves or greater.

Suggested price: \$99.00 each

DCC ready with connection points for installation of a 6- or 8-wire harness decoder.



WISCONSIN CENTRAL #2001
Item No. 61712



NEW ENGLAND CENTRAL #3848
Item No. 61711



CSX® #2784
(Dark Future)
Item No. 61714



NORFOLK SOUTHERN #5616
(Thoroughbred)
Item No. 61716



CANADIAN NATIONAL #4720
(new roadnumber)
Item No. 61717



RAIL AMERICA #3821
Item No. 61718



DIESEL LOCOMOTIVES



EMD GP35 (DCC EQUIPPED)

Performs best on 18" radius curves or greater.

Suggested price: \$129.00 each



DCC ON BOARD® locomotives feature dual-mode digital command control decoders enabling operation with a standard DC analog power pack or any NMRA-compliant Digital Command Control system. Speed, direction, and lighting control.



FRISCO #726
Item No. 60716



ERIE LACKAWANNA #2553
Item No. 60717

EMD GP30 (DCC EQUIPPED)

Performs best on 18" radius curves or greater.

Suggested price: \$129.00 each



DCC ON BOARD® locomotives feature dual-mode digital command control decoders enabling operation with a standard DC analog power pack or any NMRA-compliant Digital Command Control system. Speed, direction, and lighting control.



SANTA FE #3227
Item No. 60817



ATLANTIC COAST LINE #902
Item No. 60818



DIESEL LOCOMOTIVES



EMD GP35

Performs best on 18" radius curves or greater.

Suggested price: \$99.00

DCC ready with connection points for installation of a 6- or 8-wire harness decoder.



SANTA FE #2897
Item No. 11517

EMD GP30

Performs best on 18" radius curves or greater.

Suggested price: \$89.00 each

DCC ready with connection points for installation of a 6- or 8-wire harness decoder.



SANTA FE #3228
Item No. 62307



GULF, MOBILE & OHIO #529
Item No. 62308



RIO GRANDE™ #3002
(Flying Grande)
Item No. 62309



NEW YORK CENTRAL® #6115
Item No. 62310



DIESEL LOCOMOTIVES



EMD GP7 (DCC SOUND VALUE-EQUIPPED)

Performs best on 18" radius curves or greater.

Suggested price: \$219.00 each



This DCC sound-equipped GP7 includes our Sound Value *SoundTraxx*® diesel sound package with prototypical prime mover, 3 air horns, and bell—all in 16-bit polyphonic sound.



PENNSYLVANIA RAILROAD #8809
Item No. 65601



GM DEMONSTRATOR #100
Item No. 65602



ATLANTIC COAST LINE #109
Item No. 65604



BOSTON & MAINE #1575 - MCGINNIS
Item No. 65605



ROCK ISLAND #1207
(new roadnumber)
Item No. 65606



READING #623
(not shown)
Item No. 65607



Have a question? You can "Ask the Bach Man" on our message board at www.bachmantrains.com!

DCC SOUND VALUE ON BOARD



DIESEL LOCOMOTIVES



EMD GP7 (DCC EQUIPPED)

Performs best on 18" radius curves or greater.

Suggested price: \$139.00 each

DCC ON BOARD®

DCC ON BOARD® locomotives feature dual-mode digital command control decoders enabling operation with a standard DC analog power pack or any NMRA-compliant Digital Command Control system. Speed, direction, and lighting control.



RIO GRANDE™ #5102
Item No. 62412



PENNSYLVANIA #8805
Item No. 62414



NEW YORK CENTRAL® SYSTEM #5676
Item No. 62415



WESTERN PACIFIC™ #709
Item No. 62416



COTTON BELT #304
(Black Widow)
Item No. 62417



BOSTON & MAINE #1567
(maroon)
Item No. 62418

DCC ON BOARD®



EMD GP9 (DCC EQUIPPED)

Performs best on 18" radius curves or greater.

Suggested price: \$139.00 each

Built by the Electro-Motive Division of General Motors between 1954 and 1963, this entry in the "Geep" series was one of the best-selling diesels ever produced. It was distinguished by a powerful 16-cylinder 1,750-HSP 567 engine and available with optional dynamic brakes and winterization hatch.

Features include:

- DCC-equipped for speed, direction, and lighting
- dual-mode NMRA-compliant decoder
- all-wheel drive
- precision can motor
- dual, precision-balanced flywheels
- super-quiet drive train
- die-cast chassis
- metal cut levers
- finescale handrails
- blackened metal wheels
- directional lighting
- RP25 wheel contours
- E-Z Mate® Mark II couplers



UNION PACIFIC® #150
(with dynamic brakes)
Item No. 62807



PENNSYLVANIA #7085
(with dynamic brakes)
Item No. 62808



BURLINGTON #272
(without dynamic brakes)
Item No. 62811



SANTA FE #2937
(zebra stripe; with dynamic brakes)
Item No. 62809



BANGOR & AROOSTOCK #80
(with dynamic brakes)
Item No. 62812



CANADIAN NATIONAL #1720
(with dynamic brakes)
Item No. 62813



DIESEL LOCOMOTIVES



GE 70-TON DIESEL (DCC EQUIPPED)
Performs best on 18" radius curves or greater.

Suggested price: \$115.00 each



DCC ON BOARD® locomotives feature dual-mode digital command control decoders enabling operation with a standard DC analog power pack or any NMRA-compliant Digital Command Control system. Speed, direction, and lighting control.



LOUISVILLE & NASHVILLE® #99
Item No. 60604



PAINTED, UNLETTERED - YELLOW & BLACK
Item No. 60607



PAINTED, UNLETTERED - GREEN
Item No. 60608



PAINTED, UNLETTERED - RED
Item No. 60609



PAINTED, UNLETTERED - BLACK
Item No. 60610



BETHLEHEM STEEL
Item No. 60612



SOUTHERN PACIFIC™ #5114
(black & orange)
Item No. 60613

DCC ON BOARD®



EMD F7-A DIESEL LOCOMOTIVE (DCC-READY)

Performs best on 18" radius curves or greater.

Suggested price: \$99.00 each (unless otherwise shown)

Die-cast chassis, operating single or dual directional headlight per prototype, teardrop windows, separate windshield wipers, crew figures, and *E-Z Mate*® Mark II couplers. DCC ready with a factory-installed 8-pin socket for DCC decoder installation of your choice.



WESTERN MARYLAND®
(speed lettering)
Item No. 63706



DENVER & RIO GRANDE WESTERN™
Item No. 63707



BALTIMORE & OHIO®
Item No. 63709



CHESAPEAKE & OHIO®
Item No. 63708



ALASKA
Item No. 63710



RINGLING BROS. and BARNUM & BAILEY™
(illustration shown)
Item No. 63711 • Suggested price: \$109.00

EMD F7-B DIESEL LOCOMOTIVE (DCC-READY)

Performs best on 18" radius curves or greater.

Suggested price: \$99.00 each

Die-cast chassis and *E-Z Mate*® Mark II couplers. DCC ready with a factory-installed 8-pin socket for DCC decoder installation of your choice.



WESTERN MARYLAND®
(speed lettering)
Item No. 63806



DENVER & RIO GRANDE WESTERN™
Item No. 63807



CHESAPEAKE & OHIO®
Item No. 63808



BALTIMORE & OHIO®
Item No. 63809



ALASKA
Item No. 63810



DIESEL LOCOMOTIVES



EMD F7-A DIESEL LOCOMOTIVE (DCC SOUND VALUE-EQUIPPED)

Performs best on 18" radius curves or greater.

Suggested price: \$195.00 each



This DCC sound-equipped model includes our Sound Value *SoundTraxx*® diesel sound package with prototypical 567 prime mover, 3 air horns, and bell—all in polyphonic 16-bit sound. Die-cast chassis, operating single or dual headlight per prototype, teardrop windows, separate windshield wipers, and *E-Z Mate*® Mark II couplers.



SANTA FE
(red & silver)
Item No. 64301



NORFOLK SOUTHERN #4271
Item No. 64303



NEW YORK CENTRAL®
(lightning stripe)
Item No. 64302



SOUTHERN PACIFIC™
(Black Widow)
Item No. 64304



PENNSYLVANIA
(single stripe)
Item No. 64305

EMD F7-B DIESEL LOCOMOTIVE (DCC SOUND VALUE-EQUIPPED)

Performs best on 18" radius curves or greater.

Suggested price: \$195.00 each



This DCC sound-equipped model includes our Sound Value *SoundTraxx*® diesel sound package with prototypical 567 prime mover in 16-bit polyphonic sound. Die-cast chassis and *E-Z Mate*® Mark II couplers.



NEW YORK CENTRAL®
(lightning stripe)
Item No. 64402



NORFOLK SOUTHERN #4276
Item No. 64403



PENNSYLVANIA
(single stripe)
Item No. 64405

DCC SOUND VALUE ON BOARD



DIESEL LOCOMOTIVES



ALCO RS-3 (DCC SOUND VALUE-EQUIPPED)
Performs best on 18" radius curves or greater.



Suggested price: \$239.00 each

This DCC sound-equipped model includes our Sound Value *SoundTraxx*® diesel sound package with prototypical prime mover, 3 air horns, and bell—all in 16-bit polyphonic sound. Die-cast chassis, all-wheel drive, precision can motor, dual precision-balanced flywheels, super-quiet helical cut gears, metal cut levers, finescale handrails, blackened metal wheels, prototype-specific directional headlights, RP25 wheel contours, and *E-Z Mate*® Mark II couplers.



CP RAIL #8438
(multimark)
Item No. 63902



BOSTON & MAINE #1536
Item No. 63903



ERIE #932
Item No. 63904



GREAT NORTHERN #229
Item No. 63906



SEABOARD® #1633
Item No. 63907



SANTA FE #2099
Item No. 63908



INTERSTATE #31
Item No. 63909



DCC SOUND VALUE ON BOARD



DIESEL LOCOMOTIVES



ALCO RS-3 DIESEL LOCOMOTIVE (DCC EQUIPPED)

Performs best on 18" radius curves or greater.

Suggested price: \$149.00 each



Introduced in 1950, this all-purpose 1600-HSP locomotive had the stamina and strength for freight and passenger service yet was agile enough for yard work. With its rugged, dependable design, it's no wonder that many of these versatile RS-3 locomotives are still hauling freight and working on short lines and tourist lines.

Features include:

- DCC-equipped for speed, direction, and lighting
- dual-mode NMRA-compliant decoder with 8-pin plug
- all-wheel drive
- precision can motor
- dual, precision-balanced flywheels
- super-quiet, helical cut gears
- die-cast chassis
- metal cut levers
- finescale handrails
- blackened metal wheels
- prototype-specific directional headlights
- RP25 wheel contours
- E-Z Mate® Mark II couplers



BOSTON & MAINE #1545
Item No. 64201



CANADIAN NATIONAL #3010
Item No. 64207



SOUTHERN #2735
Item No. 64208



ROCK ISLAND #493
Item No. 64209



PENNSYLVANIA #8601
Item No. 64210



NEW YORK CENTRAL® #8295
(lightning stripe)
Item No. 64211

DCC ON BOARD™



DIESEL LOCOMOTIVES



ALCO FA2 DIESEL (DCC-READY)

Performs best on 18" radius curves or greater.

Suggested price: \$135.00 each

The FA2 had several upgrades over the FA1 including an improved 1600-horsepower Model 244 engine. Bachmann is pleased to offer the FA2 in this DCC-ready model with factory-installed 8-pin socket for DCC decoder installation of your choice.

Features include:

- operating headlight
- die-cast chassis
- dual flywheels
- metal handrails
- detailed fan
- E-Z Mate® Mark II couplers



CANADIAN NATIONAL
Item No. 64601



NEW YORK CENTRAL®
Item No. 64602



ERIE LACKAWANNA
Item No. 64603



LOUISVILLE & NASHVILLE
Item No. 64604



BALTIMORE & OHIO®
Item No. 64605



PENNSYLVANIA
(single stripe Keystone)
Item No. 64606



DIESEL LOCOMOTIVES



ALCO FB2 DIESEL (DCC-READY)

Performs best on 18" radius curves or greater.

Suggested price: \$135.00 each

Bachmann is pleased to offer the FB2 in this DCC-ready model. Factory-installed 8-pin socket for DCC decoder installation of your choice.

Features include:

- die-cast chassis
- dual flywheels
- metal handrails
- detailed fan
- *E-Z Mate*® Mark II couplers



CANADIAN NATIONAL
Item No. 64801



NEW YORK CENTRAL®
Item No. 64802



ERIE LACKAWANNA
Item No. 64803



LOUISVILLE & NASHVILLE
Item No. 64804



BALTIMORE & OHIO®
Item No. 64805



PENNSYLVANIA
(single stripe Keystone)
Item No. 64806



ALCO FA2 DIESEL (DCC SOUND VALUE-EQUIPPED)

Performs best on 18" radius curves or greater.

Suggested price: \$229.00 each



The FA2 had several upgrades over the FA1 including an improved 1600-horsepower Model 244 engine. This DCC sound-equipped FA2 includes our Sound Value *SoundTraxx*® diesel sound package with prototypical prime mover, 3 air horns, and bell—all in 16-bit polyphonic sound.

Features include:

- DCC sound-equipped
- operating headlight
- die-cast chassis
- dual flywheels
- metal handrails
- detailed fan
- *E-Z Mat*® Mark II couplers



NEW YORK CENTRAL®
Item No. 64702



ERIE LACKAWANNA
Item No. 64703



LOUISVILLE & NASHVILLE
Item No. 64704



BALTIMORE & OHIO®
Item No. 64705



PENNSYLVANIA
(single stripe Keystone)
Item No. 64706

DCC SOUND VALUE ON BOARD



DIESEL LOCOMOTIVES



ALCO FB2 DIESEL (DCC SOUND VALUE-EQUIPPED)

Performs best on 18" radius curves or greater.

Suggested price: \$229.00 each



This DCC sound-equipped FB2 includes our Sound Value *SoundTraxx*® diesel sound package with prototypical prime mover in 16-bit polyphonic sound.

Features include:

- DCC sound-equipped
- die-cast chassis
- dual flywheels
- metal handrails
- detailed fan
- *E-Z Mate*® Mark II couplers



CANADIAN NATIONAL
Item No. 64901



NEW YORK CENTRAL®
Item No. 64902



ERIE LACKAWANNA
Item No. 64903



LOUISVILLE & NASHVILLE
Item No. 64904



BALTIMORE & OHIO®
Item No. 64905



PENNSYLVANIA
(single stripe Keystone)
Item No. 64906

DCC SOUND VALUE ON BOARD



DIESEL LOCOMOTIVES



ALCO S4 DIESEL
(DCC SOUND VALUE-EQUIPPED)
 Performs best on 18" radius curves or greater.



Suggested price: \$235.00 each

Alco's 1,000-horsepower S4 switcher was the fourth entry in the company's highly successful "S" series of diesels. This DCC sound-equipped S4 diesel includes our Sound Value *SoundTraxx*® diesel sound package with prototypical prime mover, 3 air horns, and bell—all in 16-bit polyphonic sound.

Features include:

- DCC sound value-equipped
- operating dual directional headlights
- die-cast chassis
- die-cast fuel tanks and underframe
- *E-Z Mate*® Mark II couplers



ATSF #1529
(zebra stripe)
 Item No. 63209



UNION PACIFIC® #1167
(Dependable Transportation)
 Item No. 63210



MILWAUKEE ROAD #816
 Item No. 63211



ERIE LACKAWANNA #528
 Item No. 63212



NEW YORK CENTRAL® SYSTEM
P&LE #9762
 Item No. 63213



CHESAPEAKE & OHIO® #5109
(not shown)
 Item No. 63214

DCC SOUND VALUE ON BOARD



DIESEL LOCOMOTIVES



ALCO S4 DIESEL (DCC-READY)

Performs best on 18" radius curves or greater.

Suggested price: \$129.00 each

Alco's 1,000-horsepower S4 switcher was the fourth entry in the company's highly successful "S" series of diesels. Bachmann is pleased to offer the S4 in this DCC-ready model with factory-installed 8-pin socket for DCC decoder installation of your choice.

Features include:

- operating dual directional headlights
- die-cast chassis
- die-cast fuel tanks and underframe
- E-Z Mate® Mark II couplers



GRAND TRUNK #8087
Item No. 63107



NORFOLK and WESTERN #2046
Item No. 63108



NORTHERN PACIFIC #713
Item No. 63109



NEW YORK CENTRAL® #8598
(cigar band)
Item No. 63110



VERMONT RAILWAY #6
Item No. 63111



PENNSYLVANIA #8490
Item No. 63112



ALCO S2 DIESEL SWITCHER (DCC-READY)

Performs best on 18" radius curves or greater.

Suggested price: \$139.00 each

Die-cast chassis, all-wheel drive, flywheel, operating directional headlights with soft white LED lighting, prototypical Blunt trucks, and *E-Z Mate*® Mark II couplers. DCC ready with a factory-installed 8-pin socket for DCC decoder installation of your choice.



SOUTHERN #2230
Item No. 63306



WESTERN PACIFIC™ #562
Item No. 63307



NICKEL PLATE #38
Item No. 63308



**CHICAGO BURLINGTON
& QUINCY #9302**
Item No. 63310



DIESEL LOCOMOTIVES



ALCO S2 DIESEL SWITCHER (*DCC SOUND VALUE-EQUIPPED*)

Performs best on 18" radius curves or greater.

Suggested price: \$235.00 each



This DCC sound-equipped S2 diesel includes our Sound Value *SoundTraxx*® diesel sound package with prototypical 539 prime mover, 3 air horns, and bell—all in polyphonic 16-bit sound. Die-cast chassis, all-wheel drive, flywheel, operating directional headlights with soft white LED lighting, prototypical Blunt trucks, and *E-Z Mate*® Mark II couplers.



SANTA FE #2354
Item No. 63401



BALTIMORE & OHIO® #9129
(*Capitol Dome*)
Item No. 63402



PENNSYLVANIA #8432
Item No. 63403



UNION PACIFIC® #1148
(*Dependable Transportation*)
Item No. 63404

DCC SOUND VALUE ON BOARD



GE 44-TON SWITCHER (DCC EQUIPPED)

Performs best on 15" radius curves or greater.

Suggested price: \$129.00 each



DCC ON BOARD® locomotives feature dual-mode digital command control decoders enabling operation with a standard DC analog power pack or any NMRA-compliant Digital Command Control system. Speed, direction, and lighting control.



PAINTED, UNLETTERED - YELLOW with BLACK STRIPES
Item No. 62201



PAINTED, UNLETTERED - BLACK
Item No. 62202



SANTA FE #465
(zebra stripe)
Item No. 62211



PENNSYLVANIA #9338
Item No. 62212



DENVER & RIO GRANDE WESTERN™ #43
Item No. 62213



NICKEL PLATE #90
Item No. 62214



CANADIAN NATIONAL #1
Item No. 62215





POWERED VEHICLES



MAINTENANCE OF WAY

HI RAIL EQUIPMENT TRUCK with CRANE (DCC EQUIPPED)

Performs best on 15" radius curves or greater.

Suggested price: \$129.00 each


DCC-equipped for speed, direction and lighting control, our *Hi Rail Equipment Truck* also features a manually operated crane that moves up and down and swivels 360 degrees.



PAINTED, UNLETTERED
WHITE
Item No. 16901



NORFOLK SOUTHERN
Item No. 16902



CONRAIL
Item No. 16903



UNION PACIFIC®
Item No. 16904



DCC ON BOARD®

HIGH RAILER - MAINTENANCE OF WAY VEHICLES

Performs best on 15" radius curves or greater.

Suggested price: \$75.00 each



PICK-UP TRUCK with HIGH RAILERS
Item No. 46201



RAIL DETECTOR STEP VAN with HIGH RAILERS
Item No. 46204




BUS with HIGH RAILERS - WHITE
Item No. 46215



CABLE CAR with GRIP MAN
 Performs best on 15" radius curves or greater.

Suggested price: \$75.00 each



CABLE CAR - RED
 Item No. 60530



PCC STREETCAR with OPERATING HEADLIGHT and DIE-CAST POWER TRUCK
 Performs best on 15" radius curves or greater.

Suggested price: \$75.00 each



BROOKLYN & QUEENS TRANSIT
 Item No. 62932



TORONTO TRANSIT
 Item No. 62935



PHILADELPHIA - SEPTA®
(red, white & blue)
 Item No. 62937



PHILADELPHIA TRANSIT COMPANY®
 Item No. 62945



MOTIVE POWER



CABLE CAR (continued)



CABLE CAR - GREEN
Item No. 60531



BROWN & YELLOW with ADVERTISING
Item No. 60534

BRILL TROLLEY with OPERATING HEADLIGHTS and DIE-CAST POWER TRUCK

Performs best on 15" radius curves or greater.

Suggested price: \$69.00 each



CHRISTMAS
Item No. 61040



UNITED TRACTION
Item No. 61041



NEW YORK CITY - THIRD AVENUE
Item No. 61042

"GANDY DANCER" OPERATING HAND CAR

Performs best on 15" radius curves or greater.

Suggested price: \$65.00 each



ASSORTED COLORS
Item No. 46202



DOUBLE DECK PUSH/PULL COMMUTER CAR

Performs best on 22" radius curves or greater.

Suggested price: \$66.00 each



METROPOLITAN TRANSPORTATION AUTHORITY
Item No. 13246



PAINTED, UNLETTERED - SILVER
with RED & BLUE STRIPES
Item No. 13248



The *Silver Series*® rolling stock on these pages feature:

- blackened metal wheels
- body-mounted couplers
- non-magnetic axles

89' COLORADO RAILCAR FULL-DOME PASSENGER CAR
with LIGHTED INTERIOR

Performs best on 22" radius curves or greater.

Suggested price: \$75.00 each



89' MCKINLEY EXPLORER "CHENA" #1052
(A Car)
Item No. 13341



89' MCKINLEY EXPLORER "CHULITNA" #1056
(A Car)
Item No. 13347



89' PRINCESS® "SANFORD" #7086
(A Car)
Item No. 13345



89' PRINCESS® "HUNTER" #7087
(A Car)
Item No. 13346



89' PRINCESS® "BLACKBURN" #7088
(A Car)
Item No. 13348





85' FULL-DOME PASSENGER CAR
with **LIGHTED INTERIOR**
Performs best on 22" radius curves or greater.

Suggested price: \$59.00 each



SANTA FE
Item No. 13002



GREAT NORTHERN
Item No. 13011



AMTRAK PHASE I
Item No. 13005



NORFOLK SOUTHERN
Item No. 13047



AMTRAK PHASE II
Item No. 13032



PENNSYLVANIA RAILROAD
Item No. 13902



NEW YORK CENTRAL®
Item No. 13904



BALTIMORE & OHIO®
Item No. 13903



UNION PACIFIC®
Item No. 13905

80' PULLMAN CAR with LED LIGHTING
Performs best on 22" radius curves or greater.

Suggested price: \$105.00 each

• die-cast trucks



SANTA FE
Item No. 13901





72' HEAVYWEIGHT COMBINE with LIGHTED INTERIOR

Suggested price: \$105.00 each

New and existing tooling.



PRR #9921 - POSTWAR with ROUND-WINDOW DOOR
(Tuscan red & yellow)
Item No. 13601



SANTA FE #1524 with 2-WINDOW DOOR
(Pullman green)
Item No. 13603



UNION PACIFIC® #2512 with 4-WINDOW DOOR
(yellow, gray & red)
Item No. 13605



BALTIMORE & OHIO® #1443 with 4-WINDOW DOOR
(blue, gray & black)
Item No. 13602



NEW YORK CENTRAL® #304 with 4-WINDOW DOOR
(green & yellow;)
Item No. 13604



SOUTHERN #654 with 2-WINDOW DOOR
(not shown)
Item No. 13606

72' HEAVYWEIGHT COACH with LIGHTED INTERIOR

Suggested price: \$105.00 each

New and existing tooling.



BALTIMORE & OHIO® #5482
(blue, gray & black)
Item No. 13702



NEW YORK CENTRAL® #854
(green & yellow)
Item No. 13704



SOUTHERN #1050
(not shown)
Item No. 13706



SANTA FE #829
(Pullman green)
Item No. 13703



UNION PACIFIC® #1115
(yellow, gray & red)
Item No. 13705



PRR #4536 - POSTWAR
(Tuscan red & yellow; new roadnumber)
Item No. 13707





1860-1880 PASSENGER CARS

Suggested price: \$31.00 each



COMBINE - PAINTED, UNLETTERED - RED
Item No. 13502



COACH - PAINTED, UNLETTERED - RED
Item No. 13402



COMBINE - PAINTED, UNLETTERED - YELLOW
Item No. 13503



COACH - PAINTED, UNLETTERED - YELLOW
Item No. 13403



COMBINE - DURANGO & SILVERTON #213 "HOME RANCH"
Item No. 13504



COACH - DURANGO & SILVERTON #270 "PINKERTON"
Item No. 13404



COMBINE - PAINTED, UNLETTERED - GREEN
Item No. 13505



COACH - PAINTED, UNLETTERED - GREEN
Item No. 13405



COACH - WESTERN & ATLANTIC RAILROAD
Item No. 13406




OPEN-SIDED EXCURSION CAR with SEATS

Suggested price: \$45.00 each



DURANGO & SILVERTON
Item No. 17432



ROYAL GORGE
Item No. 17435




CASS SCENIC RAILROAD
Item No. 17445



PAINTED, UNLETTERED - SILVER & BLACK
Item No. 17447




PAINTED, UNLETTERED - YELLOW & SILVER
Item No. 17448




PAINTED, UNLETTERED - GREEN, RED & GOLD
Item No. 17449

JACKSON SHARP OPEN-SIDED EXCURSION CAR with SEATS

Suggested price: \$57.00 each



PAINTED, UNLETTERED - GREEN & RED
Item No. 19346



PAINTED, UNLETTERED - YELLOW & SILVER
Item No. 19348



EVANS ALL-DOOR BOX CAR

Suggested price: \$28.00 each



SOUTHERN
Item No. 18104




TRIANGLE PACIFIC
Item No. 18138



SANTA FE #3785
Item No. 18140




CANADIAN FOREST #4541
Item No. 18141



SOUTHERN PACIFIC™ #51188
Item No. 18142

JACKSON SHARP OPEN-SIDED EXCURSION CAR with SEATS (continued)



PAINTED, UNLETTERED -
RED & BROWN
Item No. 19349





56' ACF CENTER-FLOW HOPPER

Suggested price: \$29.00 each



CSX® #256439
Item No. 17501



SANTA FE
Item No. 17502



BNSF
Item No. 17505



NEW YORK CENTRAL® - JADE GREEN
Item No. 17520



NEW YORK CENTRAL® - GRAY
Item No. 17523



CP RAIL
Item No. 17529



CARGILL SALT
Item No. 17531



SHELL
Item No. 17534



MONSANTO
Item No. 17547





CANADIAN 4-BAY CYLINDRICAL GRAIN HOPPER

Suggested price: \$29.00 each

NEW

SASKATCHEWAN - FLOWER HERALD
(not shown)
Item No. 19101



SANTA FE
Item No. 19102



GREAT NORTHERN
Item No. 19111



CANADIAN NATIONAL
Item No. 19113



CP RAIL
Item No. 19129



CANADA GRAIN
Item No. 19131



CN ENVIRONMENTAL MODE
Item No. 19132



CANADIAN NATIONAL - DEMONSTRATOR
Item No. 19133



GOVERNMENT OF CANADA - RED
Item No. 19134



GOVERNMENT OF CANADA - YELLOW
Item No. 19136



ALBERTA/EDMONTON
Item No. 19138



HERITAGE FUND
Item No. 19139



SASKATCHEWAN - WHEAT HERALD
Item No. 19140



POTACAN
Item No. 19141



CANADIAN PACIFIC
Item No. 19142



POTASH CORPORATION
Item No. 19143





SILVER SERIES® ROLLING STOCK



ACF 50'6" OUTSIDE BRACED SLIDING DOOR BOX CAR

Suggested price: \$37.00 each

Operating sliding doors, 100-ton roller-bearing trucks, metal wheels, detailed underframe, optional tack boards included, and *E-Z Mate*® Mark II couplers.



McCLOUD RIVER
Item No. 19602



MIDDLETOWN & NEW JERSEY
Item No. 19603



BURLINGTON NORTHERN
Item No. 19606



SOUTHERN #550555
Item No. 19607



RAIL BOX #44049
(new roadnumber)
Item No. 19610



MAINE CENTRAL
(not shown)
Item No. 19611

50' SLIDING DOOR BOX CAR

Suggested price: \$35.00 each



CENTRAL OF GEORGIA
(with roof walk)
Item No. 19401



NEW YORK CENTRAL®
(with roof walk)
Item No. 19402



SANTA FE
(with roof walk)
Item No. 19406



ATLANTIC COAST LINE
(with roof walk)
Item No. 19407



UNION PACIFIC®
(without roof walk)
Item No. 19408



WESTERN MARYLAND®
(speed lettering; with roof walk)
Item No. 19409



PENNSYLVANIA
(with roof walk)
Item No. 19410



PRR - MERCHANDISE SERVICE
(with roof walk)
Item No. 19411





50' PLUG-DOOR BOX CAR

Suggested price: \$27.00 each



SANTA FE
Item No. 18002



PENNSYLVANIA
Item No. 18014



BALTIMORE & OHIO® - BLUE with YELLOW
Item No. 18015



NEW YORK CENTRAL®
Item No. 18020



FRISCO
Item No. 18025



CP RAIL
Item No. 18027



NEW HAVEN
Item No. 18031



GULF MOBILE & OHIO
Item No. 18032



50' STEEL REEFER

Suggested price: \$28.00 each



UNION PACIFIC®
Item No. 17901



SANTA FE
Item No. 17902



MILWAUKEE ROAD
Item No. 17917



ERIE LACKAWANNA
Item No. 17928



NORTHERN PACIFIC
Item No. 17935



TROPICANA - ORANGE
Item No. 17946



TROPICANA - WHITE & GREEN
Item No. 17947





40' BOX CAR

Suggested price: \$28.00 each



**NEW YORK,
SUSQUEHANNA & WESTERN**
(Suzy Q)
Item No. 17001



GREAT NORTHERN
Item No. 17002



SOUTHERN
(Look Ahead Look South)
Item No. 17004



PRR MERCHANDISE SERVICE
Item No. 17014



BUFFALO CREEK
Item No. 17018




MISSOURI PACIFIC "HERBIE"
Item No. 17022



LEHIGH VALLEY
Item No. 17023



CHICAGO & ILLINOIS MIDLAND
Item No. 17025



NEW HAVEN - MCGINNIS
Item No. 17027



NEW HAVEN - RED
Item No. 17031



TOLEDO, PEORIA & WESTERN
Item No. 17032



BANGOR & AROOSTOOK
Item No. 17038



SEABOARD®
(Through the Heart of Dixie)
Item No. 17046



BOSTON & MAINE
Item No. 17048






40' ANIMATED STOCK CAR

Suggested price: \$34.00 each

Enjoy the fun action as four horses' heads (or reindeer heads in Christmas model) peek through windows on both sides as car moves around the track. The car also features sliding doors, metal wheels, and E-Z Mate® Mark II couplers.



UNION PACIFIC® with HORSES
Item No. 19701



SOUTHERN with HORSES
Item No. 19702



CHICAGO AND NORTHWESTERN® with HORSES
Item No. 19703



CHRISTMAS with REINDEER
Item No. 19704

40' STOCK CAR

Suggested price: \$27.00 each



UNION PACIFIC®
Item No. 18501



SANTA FE
Item No. 18502



SOUTHERN PACIFIC™
Item No. 18507



BALTIMORE & OHIO®
Item No. 18512



NEW YORK CENTRAL®
Item No. 18520



CANADIAN PACIFIC
Item No. 18524



CP RAIL
Item No. 18527





40' WOOD REEFER

Suggested price: \$36.00 each



UNION/SOO LINE
Item No. 19802



MERCHANT'S DESPATCH
Item No. 19801



AMERICAN REFRIGERATOR
TRANSIT COMPANY
Item No. 19803



PACIFIC FRUIT EXPRESS
Item No. 19804



PURE CARBONIC COMPANY
Item No. 19805

1950s/60s TRUCK CAB and TWO PIGGYBACK TRAILERS

Suggested price: \$64.00 each



SOUTHERN PACIFIC
Item No. 42231



SANTA FE
Item No. 42232



CANADIAN PACIFIC
Item No. 42233



BOSTON & MAINE
Item No. 42234



SILVER SERIES® ROLLING STOCK



52' 6" FLAT CAR with 35' PIGGYBACK TRAILER

Suggested price: \$49.00 each

Existing and new tooling with moveable ramps.



SANTA FE with NAVAJO FREIGHT LINES TRAILER
Item No. 16701



BALTIMORE & OHIO® with REA TRAILER
Item No. 16702



NEW YORK CENTRAL® with NYC® TRAILER
Item No. 16703



READING with READING TRAILER
Item No. 16704



WESTERN MARYLAND® with WESTERN MARYLAND® TRAILER
Item No. 16706



NEW HAVEN with NEW HAVEN TRAILER
Item No. 16707



NEW YORK CENTRAL® with PACEMAKER TRAILER
Item No. 16708



52' FLAT CAR

Suggested price: \$27.00 each



UNION PACIFIC®
Item No. 17301



SANTA FE
Item No. 17302



PENNSYLVANIA
Item No. 17314



LOUISVILLE & NASHVILLE
Item No. 17315



CHESAPEAKE & OHIO®
Item No. 17322



WESTERN PACIFIC™
Item No. 17325



NORTHERN PACIFIC
Item No. 17333



NORFOLK & WESTERN
Item No. 17342



The *Silver Series*® rolling stock on these pages feature:

- blackened metal wheels
- body-mounted couplers
- non-magnetic axles

40' GONDOLA

Suggested price: \$25.00 each



UNION PACIFIC®
Item No. 17201



SOUTHERN
Item No. 17204



GREAT NORTHERN
Item No. 17211



CANADIAN NATIONAL
Item No. 17213



PENNSYLVANIA
Item No. 17214



LEHIGH VALLEY
Item No. 17227



NORFOLK & WESTERN
Item No. 17228



NORTHERN PACIFIC
Item No. 17229



NEW HAVEN
Item No. 17231



50'6" DROP-END GONDOLA with LOAD

Suggested price: \$45.00 each



TIRE LOAD - NICKEL PLATE ROAD
Item No. 71902



STEEL COIL LOAD - DENVER & RIO GRANDE WESTERN™
Item No. 71903



CRUSHED CARS - READING #38114
(new roadnumber)
Item No. 71906




SCRAP LOAD - MONTANA RAIL LINK #40013
(not shown)
Item No. 71905



CRUSHED CARS - CP RAIL #340215
(not shown)
Item No. 71907

FLAT CAR with LOAD

Suggested price: \$33.00 each




SANTA FE with PIPE LOAD
Item No. 18913



UNION PACIFIC® with CRATED LOAD
Item No. 18922



UNION PACIFIC® with PIPE LOAD
Item No. 18923



UNION PACIFIC® with STEEL LOAD
Item No. 18924



TRACK CLEANING TANK CAR

Suggested price: \$51.50 each

Includes a removable dry pad (dishwasher-safe) as shown. Replacement pads are available.



MAINTENANCE OF WAY
Item No. 16301



UTLX
Item No. 16302



UNLETTERED - OXIDE RED
Item No. 16303



UNLETTERED - SILVER
Item No. 16304



TRACK CLEANING
REPLACEMENT PADS
(2 per pack)
Item No. 16949
Suggested price: \$21.50

40' SINGLE-DOME TANK CAR

Suggested price: \$27.50 each



U.S. ARMY
Item No. 17815



ATLANTIC COAST LINE
Item No. 17827



TEXACO
Item No. 17828



GRAMPS
Item No. 17832



SHELL
Item No. 17834



CLARK
Item No. 17836



QUAKER STATE
Item No. 17837



TIDEWATER
Item No. 17842



GRAMS
Item No. 17846



C. F. SIMONIN'S SONS, INC.
Item No. 17847



SPARTON OIL COMPANY
Item No. 17848



52' CENTER-DEPRESSED FLAT CAR



with **BOILER**
Item No. 18346 • Suggested price: \$32.00



with **TRANSFORMER**
Item No. 18348 • Suggested price: \$30.00



with **NO LOAD**
Item No. 18349 • Suggested price: \$27.00

40' THREE-DOME TANK CAR

Suggested price: \$27.50 each



NEW
SHELL #1253
(new roadnumber)
Item No. 17101



NEW
BRITISH AMERICAN OIL #BAOX 3769
(new roadnumber)
Item No. 17102



ALLEGHENY REFINING
(not shown)
Item No. 17103



PHILADELPHIA QUARTZ COMPANY
Item No. 17128



DEEP ROCK
Item No. 17130



QUAKER STATE
Item No. 17137



NORTHERN CALIFORNIA WINERIES
Item No. 17141



TRANSCONTINENTAL OIL CO.
Item No. 17142



CHEMCELL
Item No. 17143



CARBIDE and CARBON CHEMICALS
Item No. 17144



COOK PAINT & VARNISH CO.
Item No. 17145





55-TON 2-BAY USRA OUTSIDE BRACED HOPPER
with REMOVABLE COAL LOAD

Suggested price: \$34.00 each



DELAWARE & HUDSON
Item No. 19505



PENNSYLVANIA #158637
Item No. 19507



ERIE #159100
Item No. 19508



BALTIMORE & OHIO® #723046
(Capitol Dome)
Item No. 19509



NEW YORK CENTRAL® - BIG FOUR
Item No. 19510



NICKEL PLATE ROAD
Item No. 19511



40' QUAD HOPPER

Suggested price: \$26.00 each



PENNSYLVANIA - BLACK
Item No. 17601



SOUTHERN
Item No. 17604



CHESAPEAKE & OHIO® #71511
Item No. 17605



ROCK ISLAND
Item No. 17608



BALTIMORE & OHIO®
(Capitol Dome)
Item No. 17612



CSX®
Item No. 17618



DELAWARE & HUDSON
Item No. 17627



NORFOLK & WESTERN
Item No. 17642



BOSTON & MAINE
Item No. 17644



ORE CAR

Suggested price: \$26.00 each



UNION PACIFIC®
Item No. 18601



CP RAIL #375514
(Multimark; new roadnumber)
Item No. 18602



NORFOLK & WESTERN #21998
(new roadnumber)
Item No. 18603



DULUTH, MISSABE & IRON RANGE #71302
MINERAL RED
(new roadnumber)
Item No. 18604



PENNSYLVANIA #14517
TUSCAN RED
(not shown)
Item No. 18605



PENNSYLVANIA - BLACK
Item No. 18614

BETHLEHEM STEEL 100-TON THREE-BAY HOPPER

Suggested price: \$34.00 each



UNION PACIFIC® #36255
Item No. 18702



PENNSYLVANIA #180658 "YELLOW BALL"
Item No. 18714



DETROIT, TOLEDO & IRONTON
Item No. 18730



WHEELING & LAKE ERIE
Item No. 18731



WESTERN MARYLAND® #63834
Item No. 18737



NORFOLK SOUTHERN #144913
Item No. 18741



ACF 40' LOG CAR with LOGS

Suggested price: \$64.00 each



1906-1935 VERSION
Item No. 18332




1935-1960 VERSION
Item No. 18849



Die-cast car with painted resin logs

ACF 40' LOG CAR with LOG SKIDDER and CRATES

Suggested price: \$60.00



NON-OPERATING LOG SKIDDER and CRATES on 40' LOG CAR
Item No. 18301

LOG SKIDDER

Suggested price: \$34.00



NON-OPERATING LOG SKIDDER
(2 per card)
Item No. 18302

250-TON STEAM CRANE & BOOM TENDER

Crane swivels 360°. Removable knob included for adjusting boom position.

Suggested price: \$65.00 each



SANTA FE
Item No. 16102



READING
Item No. 16110



PENNSYLVANIA
Item No. 16114



CHESAPEAKE & OHIO®
Item No. 16122



MAINTENANCE OF WAY
Item No. 16138



PAINTED, UNLETTERED
Item No. 16149



SILVER SERIES® ROLLING STOCK



NORTHEAST STEEL CABOOSE

Suggested price: \$39.00 each



PAINTED, UNLETTERED - CABOOSE RED
Item No. 16806



READING #94070
Item No. 16807



DELAWARE & HUDSON
Item No. 16812



LEHIGH VALLEY #95094
(new roadnumber)
Item No. 16815



WESTERN MARYLAND® #1858
(speed lettering; new roadnumber)
Item No. 16816



NORFOLK and WESTERN - RED #557707
(new roadnumber)
Item No. 16817



BOSTON & MAINE #C-120
(new roadnumber)
Item No. 16818



NORFOLK & WESTERN - BLUE #518378
(new roadnumber)
Item No. 16819



NEW HAVEN #C-543
(not shown)
Item No. 16820



BOBBER CABOOSE

Suggested price: \$25.00 each



UNION PACIFIC®
Item No. 18401



PENNSYLVANIA
Item No. 18414



DURANGO & SILVERTON
Item No. 18432



MARYLAND & PENNSYLVANIA
Item No. 18439



CASS SCENIC R.R.
Item No. 18445



PAINTED, UNLETTERED - RED
Item No. 18449

36' WIDE-VISION CABOOSE

Suggested price: \$25.00 each



UNION PACIFIC®
Item No. 17701



SANTA FE
Item No. 17702



CHESSIE® - YELLOW
Item No. 17709



READING
Item No. 17710



RIO GRANDE™
Item No. 17725



CHESSIE® - ORANGE
Item No. 17726




ERIE LACKAWANNA
Item No. 17728



Plasticville® USA

HO PLASTICVILLE® U.S.A.
BUILDINGS (CLASSIC KITS)


Suggested prices shown.



3" W x 3" H x 2 1/2" D

CAPE COD HOUSE

Item No. 45131 • Suggested price: \$19.50



6 1/2" W x 3" H x 2 3/8" D

SCHOOL HOUSE


Item No. 45133 • Suggested price: \$19.50



4 1/2" W x 2 1/2" H x 2 1/8" D

SUPERMARKET

Item No. 45141 • Suggested price: \$19.50



4 1/2" W x 1 1/2" H x 2 3/8" D

5 & 10 STORE

Item No. 45142 • Suggested price: \$19.50



4 1/2" W x 1 3/8" H x 2 3/8" D

HARDWARE STORE


Item No. 45143 • Suggested price: \$19.50



4 1/2" W x 1 1/8" H x 2 3/8" D

POST OFFICE


Item No. 45144 • Suggested price: \$19.50



4 3/8" W x 2 3/8" H x 3 1/2" D

POLICE STATION

Item No. 45145 • Suggested price: \$19.50



5" W x 4" H x 2 3/8" D

BARN

Item No. 45151 • Suggested price: \$21.00



SIGNAL BRIDGE

(4 1/2" W x 4 3/4" H x 2" D)

Item No. 45134

Suggested price: \$19.50



WATER TANK

(6" H x 3 1/2" Diameter)

Item No. 45153

Suggested price: \$21.00



CATHEDRAL

(5" W x 6 1/2" H x 4 1/2" D)

Item No. 45192

Suggested price: \$23.75




COALING STATION

(5 1/2" W x 8 1/4" H x 3 1/4" D)

Item No. 45211

Suggested price: \$27.50



FARM BUILDINGS with ANIMALS
 Item No. 45152 • Suggested price: \$21.00




RANCH HOUSE
(new colors; cream & brown)
 Item No. 45156 • Suggested price: \$21.00



MARSHAL'S OFFICE & RESTAURANT
 Item No. 45161 • Suggested price: \$22.00



SALOON & BARBER SHOP
 Item No. 45162 • Suggested price: \$25.00



FREIGHT STATION
 Item No. 45171 • Suggested price: \$23.00




PEDESTRIAN BRIDGE
 Item No. 45172 • Suggested price: \$23.00



SUBURBAN STATION
 Item No. 45173 • \$23.00




GAS STATION
 Item No. 45174 • \$27.50



RAILROAD WORK SHEDS
(two per box)
 Item No. 45175 • Suggested price: \$39.00




HOUSE UNDER CONSTRUCTION
 Item No. 45191 • Suggested price: \$23.75



PLATFORM STATION
 Item No. 45194 • Suggested price: \$23.75



SPLIT-LEVEL HOUSE
 Item No. 45213 • Suggested price: \$27.50



MOTEL with POOL
 Item No. 45214 • Suggested price: \$27.50



CONTEMPORARY HOUSE
 Item No. 45432 • Suggested price: \$31.00



DRIVE-IN BURGER STAND
 Item No. 45434 • Suggested price: \$31.00



OPERATING AND CARDED ACCESSORIES




DIESEL HORN in OIL STORAGE TANK
(2 3/4" H x 4 3/4" Diameter)
Item No. 46208
Suggested price: \$47.25



STORAGE BUILDING with STEAM WHISTLE SOUND
(6 1/2" W x 2 3/4" H x 6" D)
Item No. 46209
Suggested price: \$47.25




ALLEGHENY OIL STORAGE TANK with BLINKING LED LIGHT
(2 3/4" H x 4 3/4" Diameter)
Item No. 46219
Suggested price: \$31.50



PICKET FENCE (24 pcs.)
Item No. 42100
Suggested price: \$11.00



BLOCK SIGNALS
Item No. 42101
Suggested price: \$11.00



TELEPHONE POLES (12 pcs.)
Item No. 42102
Suggested price: \$11.00



CROSSING SIGNALS & GATES (12 pcs.)
Item No. 42200
Suggested price: \$12.50



RAILROAD & STREET SIGNS (24 pcs.)
Item No. 42204
Suggested price: \$11.00



ROAD CROSSING
Item No. 42208
Suggested price: \$12.50



PLAYGROUND EQUIPMENT
Item No. 42214
Suggested price: \$11.00



SWIMMING POOL and ACCESSORIES
Item No. 42215
Suggested price: \$11.00



16v MINI WATER PUMP
Item No. 42219
Suggested price: \$22.50



LED LIGHTING KIT
Item No. 42240
Suggested price: \$11.00



DECODER-EQUIPPED HO SCALE
NICKEL SILVER E-Z TRACK® TURNOUTS

1 per box (Suggested prices shown)



Includes addressable DCC decoder compatible with all NMRA-compliant DCC controllers.



E-Z COMMAND® DCC
TURNOUT - LEFT
Item No. 44130 • \$64.00



E-Z COMMAND® DCC
TURNOUT - RIGHT
Item No. 44131 • \$64.00



E-Z COMMAND® DCC
#4 TURNOUT - LEFT
Item No. 44139 • \$78.00



E-Z COMMAND® DCC
#4 TURNOUT - RIGHT
Item No. 44140 • \$78.00



E-Z COMMAND® DCC
#5 TURNOUT - LEFT
Item No. 44132 • \$77.00



E-Z COMMAND® DCC
#5 TURNOUT - RIGHT
Item No. 44133 • \$77.00



E-Z COMMAND® DCC
#5 WYE TURNOUT
Item No. 44134 • \$77.00



E-Z COMMAND® DCC
#6 TURNOUT - LEFT
Item No. 44135 • \$91.00



E-Z COMMAND® DCC
#6 TURNOUT - RIGHT
Item No. 44136 • \$91.00



E-Z COMMAND® DCC
**#6 SINGLE CROSSOVER
TURNOUT - LEFT**
Item No. 44137 • \$105.00



E-Z COMMAND® DCC
**#6 SINGLE CROSSOVER
TURNOUT - RIGHT**
Item No. 44138 • \$105.00

DCC ON BOARD®



Bachmann's exclusive E-Z Track® System makes set-up quick, easy and fun!

See following pages for product photos. All analog turnouts (non-DCC) require AC accessory power supply for operation. The Power Pack and Speed Controller included in our N/HO/On30 train sets (also available separately as Item No. 44212) is equipped with AC accessory terminals.



BULK PACK 36" LONG STRAIGHT (25/box) Item No. 44584

Table with 3 columns: Item No., Description, and Suggested price. Includes items like 18" RADIUS CURVED TRACK, 22" RADIUS CURVED TRACK, and various crossings and turnouts.

Table with 3 columns: Item No., Description, and Suggested price. Includes bulk items like 18" RADIUS CURVED TRACK - BULK and 9" STRAIGHT TRACK - BULK.

Table with 3 columns: Item No., Description, and Suggested price. Includes decoder-equipped turnouts like E-Z COMMAND® DCC TURNOUT and DCC ON BOARD logo.

Table with 3 columns: Item No., Description, and Suggested price. Includes electronic auto-reversing items like NICKEL SILVER E-Z TRACK® REVERSING SYSTEM.



Bachmann's exclusive E-Z Track® System makes set-up quick, easy and fun!

See following pages for product photos (shown in nickel silver/gray roadbed only for illustration purposes). All analog turnouts (non-DCC) require AC accessory power supply for operation. The Power Pack and Speed Controller included in our N/HO/On30 train sets (also available separately as Item No. 44212) is equipped with AC accessory terminals.

STEEL ALLOY/BLACK ROADBED E-Z TRACK® by the card		Suggested price:
Item No. 44401	18" RADIUS CURVED TRACK (4/card)	\$11.75
Item No. 44402	18" RADIUS CURVED TERMINAL RERAILER with WIRE (1/card)	\$11.00
Item No. 44403	22" RADIUS CURVED TRACK (4/card)	\$13.75
Item No. 44410	9" STRAIGHT TERMINAL RERAILER with WIRE (1/card)	\$11.00
Item No. 44411	9" STRAIGHT TRACK (4/card)	\$11.75
Item No. 44412	3" STRAIGHT TRACK (4/card)	\$10.00
Item No. 44428	9" STRAIGHT RERAILER (2/card)	\$7.50
Item No. 44429	18" RADIUS CURVED RERAILER (2/card)	\$7.50
Item No. 44440	30 DEGREE CROSSING (1/card)	\$12.00
Item No. 44441	90 DEGREE CROSSING (1/card)	\$16.00
Item No. 44461	REMOTE TURNOUT - LEFT (1/card)	\$26.50
Item No. 44462	REMOTE TURNOUT - RIGHT (1/card)	\$26.50
Item No. 44491	HAYES BUMPERS (2/card)	\$16.50
Item No. 44494	STEEL ALLOY E-Z TRACK® LAYOUT EXPANDER SET Standard Pack: 6	\$87.00
Item No. 44497	STEEL ALLOY WORLD'S GREATEST HOBBY® TRACK PACK	\$190.00

BULK STEEL ALLOY/BLACK ROADBED E-Z TRACK® by the carton		Suggested price:
Item No. 44480	18" RADIUS CURVED TRACK - BULK (50 pieces per carton)	\$105.00
Item No. 44481	9" STRAIGHT TRACK - BULK (50 pieces per carton)	\$105.00
Item No. 44483	22" RADIUS CURVED TRACK - BULK (50 pieces per carton)	\$155.00

ADDITIONAL ACCESSORY ITEMS		Suggested price:
Item No. 42901	HO/On30 E-Z RIDERS™ with BALL-BEARING ROLLERS (4 per pack)	\$83.00
Item No. 42903	36" FLAT BACK WHEEL SETS (12 per card)	\$20.00
Item No. 42904	33" FLAT BACK WHEEL SETS (12 per card)	\$20.00
Item No. 44471	14-PIECE E-Z TRACK® GRADUATED PIER SET	\$29.00
Item No. 44472	8-PIECE E-Z TRACK® TALL PIER SET	\$24.00
Item No. 44487	STEEL ALLOY E-Z TRACK® FIGURE 8 TRACK PACK	\$73.00
NEW Item No. 44492	E-Z® RAILER	price to be announced
Item No. 44498	10' POWER EXTENSION WIRE - RED (1/card)	\$12.00
Item No. 44499	RAIL JOINERS (36/card)	\$9.00
Item No. 44579	E-Z TRACK® CROSSING GATE	\$47.00
Item No. 44595	18-PIECE E-Z TRACK® GRADUATED PIER SET (for higher HO elevation & On30 clearances)	\$41.00
Item No. 44598	10' REMOTE SWITCH EXTENSION WIRE - GREEN (1/card)	\$15.75
NEW Item No. 46299	MOTORIZED TURNTABLE	\$199.00
Item No. 44371	36" CODE 100 NICKEL SILVER FLEX TRACK (25 per box)	\$199.00

PLUG-IN 10' POWER EXTENSION WIRE - RED
Item No. 44498 • (1/card)



PLUG-IN 10' REMOTE SWITCH EXTENSION WIRE - GREEN
Item No. 44598 • (1/card)



15" RADIUS CURVED TRACK
Item No. 44505 • (4/card)



4 pieces of track make up one third (120") of a 30" diameter circle.

ONE-THIRD SECTION 18" RADIUS CURVED TRACK
Item No. 44530 • (4/card)





HALF SECTION 18" RADIUS CURVED TRACK
Item No. 44531 • (4/card)



18" RADIUS CURVED TRACK
Item No. 44501 • (4/card)



4 pieces of track make up one third (120°) of an 36" diameter circle.

18" RADIUS CURVED RERAILER
Item No. 44529 • (2/card)



18" RADIUS CURVED TERMINAL RERAILER with WIRE
Item No. 44502 • (1/card)



HALF SECTION 22" RADIUS CURVED TRACK
Item No. 44532 • (4/card)



22" RADIUS CURVED TRACK
Item No. 44503 • (4/card)



4 pieces of track make up one quarter (90°) of a 44" diameter circle.

26" RADIUS CURVED TRACK
Item No. 44519 • (5/card)



5 pieces of track make up one quarter (90°) of a 52" diameter circle.

28" RADIUS 18 DEGREE CURVED TRACK
Item No. 44506 • (5/card)



5 pieces of track make up one quarter (90°) of a 56" diameter circle.

33.25" RADIUS 6 DEGREE CURVED TRACK
Item No. 44508 • (4/card)



33.25" RADIUS 12 DEGREE CURVED TRACK
Item No. 44509 • (4/card)



33.25" RADIUS 18 DEGREE CURVED TRACK
Item No. 44504 • (5/card)



5 pieces of track make up one quarter (90°) of a 66.50" diameter circle.

35.50" RADIUS 18 DEGREE CURVED TRACK
Item No. 44507 • (5/card)



5 pieces of track make up one quarter (90°) of a 71" diameter circle.




CONNECTOR ASSORTMENT
Item No. 44592 • (10/card)




2 each .75",
1", 1.25",
1.5", and 2"
straight pieces
per card.

2.25" STRAIGHT TRACK
Item No. 44513 • (4/card)



3" STRAIGHT TRACK
Item No. 44512 • (4/card)



4.50" STRAIGHT TRACK
Item No. 44514 • (4/card)



9" STRAIGHT TRACK
Item No. 44511 • (4/card)



9" STRAIGHT RERAILER
Item No. 44528 • (2/card)



**9" STRAIGHT TERMINAL
RERAILER with WIRE**
Item No. 44510 • (1/card)



**9" POWER TERMINAL with
INSULATED GAP**
Item No. 44597 • (2/card)



*For under track
power connection
and reverse loop
operation.*

30 DEGREE CROSSING
Item No. 44540 • (1/card)



*This 30 Degree
Crossing is the
centerpiece of a
basic "Figure 8"
track
configuration.
To make a
76" x 39"
Figure 8 you
also need: 21
pieces of 18"
Radius Curved
Track and
1 piece 18"
Radius Curved
Rerailer.*

45 DEGREE CROSSING
Item No. 44543 • (1/card)



60 DEGREE CROSSING
Item No. 44542 • (1/card)



90 DEGREE CROSSING
Item No. 44541 • (1/card)



*This 90 Degree
Crossing has
many useful
applications in
railroad design.
However, if
your goal is to
make a "Figure
8" layout, you
should start
with a 30
Degree Crossing.*



#4 TURNOUT - LEFT
Item No. 44557 • (1/card)



#4 TURNOUT - RIGHT
Item No. 44558 • (1/card)



REMOTE TURNOUT - LEFT
Item No. 44561 • (1/card)



REMOTE TURNOUT - RIGHT
Item No. 44562 • (1/card)



#5 TURNOUT - LEFT
Item No. 44565 • (1/card)



#5 TURNOUT - RIGHT
Item No. 44566 • (1/card)



#5 WYE TURNOUT
Item No. 44569 • (1/card)



#6 TURNOUT - LEFT
Item No. 44559 • (1/card)



#6 TURNOUT - RIGHT
Item No. 44560 • (1/card)



**#6 REMOTE CROSSOVER
TURNOUT - LEFT**
Item No. 44575 • (1/box)



**#6 REMOTE CROSSOVER
TURNOUT - RIGHT**
Item No. 44576 • (1/box)



HAYES BUMPERS
Item No. 44591 • (2/card)





NICKEL SILVER E-Z TRACK® AUTO-REVERSING TRACK SYSTEM

Item No. 44547 • Suggested price: \$205.00

Featuring our electronic auto-reversing *E-Z Track*®, this track set is the perfect solution for point-to-point passenger and freight transit on your layout. With a variable speed controller, you can determine the rate of travel and bring your town or city to life! Add-on track sections are also available separately (Item Nos. 44548 & 44549).

- 4 pieces of 9" straight auto-reversing *E-Z Track*®
- 4 pieces of 18" radius curved auto-reversing *E-Z Track*®
- 2 pieces of 9" straight *E-Z Track*®
- 2 Hayes bumpers
- power pack and variable speed controller
- illustrated instructions



ELECTRONIC AUTO-REVERSING NICKEL SILVER E-Z TRACK®

Suggested price: \$43.00 each

You can expand your auto-reversing train set or track system with Electronic Auto-Reversing Nickel Silver *E-Z Track*® sections. Available in 9" straight and 18" radius curved sections, this electronically equipped track is specifically designed for the open-end track configuration of our auto-reversing track system, allowing you to go virtually anywhere in your layout.



AUTO-REVERSING 9" STRAIGHT
(4 per card)
Item No. 44548



AUTO-REVERSING 18" RADIUS CURVED
(4 per card)
Item No. 44549

Note: this track will not operate as reversing track unless it is used in conjunction with train set numbers 00401, 00402, 25016, 25017, or with our auto-reversing track system, Item No. 44547

WHEEL SETS

Suggested price: \$20.00 each



36" FLAT BACK WHEEL SETS
(12 per card)
Item No. 42903



33" FLAT BACK WHEEL SETS
(12 per card)
Item No. 42904



RAIL JOINERS
(36 per card)
Item No. 44499 • Suggested price: \$9.00



E-Z TRACK® PIER SETS



14-PIECE GRADUATED PIER SET
(3¾" vertical clearance under the tallest pier)
Item No. 44471 • Suggested price: \$29.00



8-PIECE TALL PIER SET
(3¾" vertical clearance)
Item No. 44472 • Suggested price: \$24.00



18-PIECE GRADUATED PIER SET
(appropriate for higher HO elevations and On30 clearances;
3¾" vertical clearance under the tallest pier)
Item No. 44595 • Suggested price: \$41.00

E-Z® RAILER

Item No. 44492 • price to be announced

Lets you simply slide your HO trains onto the track.



HO/On30 E-Z RIDERS™
with BALL-BEARING ROLLERS (4 per pack)

Item No. 42901 • Suggested price: \$83.00

- full electrical pick-up



E-Z TRACK® CROSSING GATE

Item No. 44579 • Suggested price: \$47.00



36" NICKEL SILVER FLEX TRACK


Item No. 44371 • Suggested price: \$199.00



Made from all new tooling, our nickel silver Code 100 Flex Track features American-style finescale ABS plastic wood-grained ties. Offered in 36" sections, this track conforms to NMRA standards.

Features include:

- all-new tooling
- Code 100 nickel silver rail
- American-style finescale black ABS plastic wood-grained ties
- low-profile ties with tie plates and spike heads
- conforms to NMRA standards



36" CODE 100 NICKEL SILVER FLEX TRACK
(25 pieces per box)
(\$7.96 per individual piece of track)



**WORLD'S GREATEST HOBBY®
FIRST RAILROAD TRACK PACK**

It's never been easier to get started in model railroading! Our *World's Greatest Hobby® First Railroad Track Pack* contains all the track you need to build the 4' x 8' layout (shown below) featured in the included DVD, *Building Your First Model Railroad*. Hosted by actor and model railroad enthusiast Michael Gross, the easy-to-follow video will quickly get you on track for fun with the World's Greatest Hobby!

**45-piece World's Greatest Hobby®
Your First Railroad Track
Pack includes:**

- World's Greatest Hobby *Building Your First Model Railroad* DVD, hosted by actor and model railroad enthusiast Michael Gross
- nine 9" straights
- one 9" terminal/reailer
- one 9" reailer
- twenty 18" radius curves
- two 3" straights
- two remote turnouts - left
- two remote turnouts - right
- two Hayes bumpers
- four switch wires (green)
- one terminal wire (red)

**Bachmann HO scale
E-Z Track® features:**

- clear tie spacing
- low-profile spike heads
- modeled from AAR track engineering dimensions



with STEEL ALLOY HO SCALE E-Z TRACK®
Item No. 44497 • Suggested price: \$190.00



with NICKEL SILVER HO SCALE E-Z TRACK®
Item No. 44596 • Suggested price: \$265.00

STEEL ALLOY E-Z TRACK® FIGURE 8 TRACK PACK

Item No. 44487 • Suggested price: \$73.00

Includes all the steel alloy *E-Z Track®* you need to create a complete 76" x 39" Figure 8.

Set contains:

- 30 degree crossing track
- 21 pieces of 18" radius curved track
- 18" curved terminal reailer






E-Z® MODEL RAILROADS

The E-Z TRACK® Planning Guide & Layout Book

Item No. 99978 • Suggested price: \$29.50

With *E-Z® Model Railroads*, beginning and advanced modelers can learn how to set up and run a railroad using Bachmann's snap-fit *E-Z Track®* system. From choosing a layout style to wiring and track planning techniques, readers are walked through virtually every step of the design and construction process.

- six in-depth layouts, plus 20 additional layout designs
- tips for beginning to advanced modelers, including weathering and scenery chapters
- 124 color pages



E-Z TRACK® LAYOUT EXPANDER SETS

With the *E-Z Track® Expander Set*, you can add to the track included with our train sets or create new configurations of turnouts, branchlines, and double-track mainlines on your existing railroad. Also, a handy track plan manual included with the *Expander Set* contains ideas to inspire railroad tycoons of all ages. Offered in steel alloy (with black roadbed) or nickel silver (with gray roadbed) versions.

Features include:

- quick, easy assembly on floors, tables, and carpets without the need for special tools or fasteners
- helpful track plan manual



STEEL ALLOY

Item No. 44494 • Suggested price: \$87.00

12 pieces of snap-fit *E-Z Track®*, including 4 pieces of 9" straight, 4 pieces 18" radius curved track, 1 manual turnout-left, 1 manual turnout-right, and 2 Hayes bumpers



NICKEL SILVER

Item No. 44594 • Suggested price: \$121.00

12 pieces of snap-fit *E-Z Track®*, including 4 pieces of 9" straight, 4 pieces 18" radius curved track, 1 remote turnout-left, 1 remote turnout-right, and 2 Hayes bumpers



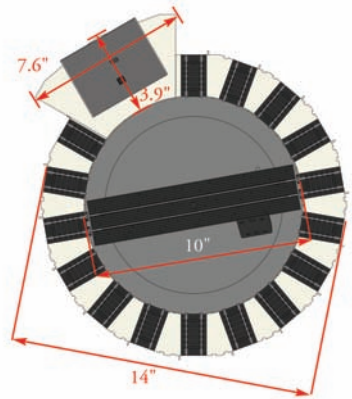
MOTORIZED TURNTABLE

Item No. 46299 • Suggested price: \$199.00

This DCC-ready HO scale motorized turntable includes 16 indexed track positions, gear drive, and direction control switch for easy operation on your railroad.

Features:

- 16 nickel silver track positions
- gear drive
- spring-loaded direction switch
- turntable indexed to each track section for accurate alignment
- DCC-ready with 8-pin dummy plug
- painted maintenance building
- prototypical operator's cabin
- designed for use with Bachmann's *E-Z Track*®
- easily adaptable to other popular track systems



(Note: Locomotive not included)

Use our 16 x 25 x 5mm *E-Z Command*® DCC Decoder with NMRA 8-Pin Plug (Item No. 44915) to add DCC control to this Motorized Turntable.





Magnetically Operated Knuckle Couplers

E-Z Mate® couplers make use of precision molding techniques to allow the molding of springs as an integral part of the knuckle coupler; *E-Z Mate*® Mark II couplers include an integrated metal coil spring. *E-Z Mate*® and *E-Z Mate*® Mark II couplers eliminate the problems and expense associated with separate coil springs.

To install *E-Z Mate*® and *E-Z Mate*® Mark II couplers, just remove the coupler pocket cover, drop in the coupler, and replace the cover. Operation is simple as well. *E-Z Mate*® and *E-Z Mate*® Mark II couplers operate with a standard metal “glad hand” and under-track magnet, and they are completely compatible with all magnetically operated knuckle couplers currently on the market. (Our under-track magnet comes with a trackside brakeman figure to indicate the magnet’s position.) Coupling, uncoupling, and other yard operations are all performed with ease.



E-Z MATE® Magnetic Knuckle Couplers

12 coupler pairs per card • Suggested price: \$22.00 each card
Item No. 78005

Center Shank - Medium



E-Z MATE® Magnetic Knuckle Couplers - Economy Pack

25 coupler pairs per card • Suggested price: \$36.50 each card
Item No. 78105

Center Shank - Medium



E-Z MATE® MARK II Magnetic Knuckle Couplers with Metal Coil Springs

12 coupler pairs per card • Suggested price: \$30.00 each card
Item No. 78021

Over Shank - Long

Item No. 78022

Over Shank - Medium

Item No. 78024

Center Shank - Long

Item No. 78025

Center Shank - Medium

Item No. 78026

Center Shank - Short

Item No. 78027

Under Shank - Long

Item No. 78028

Under Shank - Medium

Item No. 78029

Under Shank - Short



E-Z MATE® MARK II Magnetic Knuckle Couplers with Metal Coil Springs - Economy Pack

25 coupler pairs per card • Suggested price: \$50.00 each card
Item No. 78125

Center Shank - Medium

NEM COUPLER (*E-Z MATE*® MARK II)


12 coupler pairs per card • Suggested price: \$30.00 each card



This NEM Mark II coupler fits into standard European coupler pockets for simple conversion to *E-Z Mate*® operation.

Item No. 78035

Center Shank - Medium



MAGNET with BRAKEMAN (1 per card)

Item No. 78999 • Suggested price: \$5.25



HOOK-AND-LOOP COUPLERS (3 pairs per pack)

Item No. 78979 • Suggested price: \$13.00

These couplers are compatible with most of our *Thomas & Friends*™ products and many European prototype models.





Golden Spike® with Digital Control

an E-Z Track® set

Item No. 24131
Suggested price: \$475.00

Celebrate the freedom of digital control and the spirit of Western railroads with the *Golden Spike*®! With this dual-engine set you can create your own bustling freight railroad. Our exclusive E-Z Command® digital control system lets you independently control the speed, direction, and lighting of two decoder-equipped locomotives.

This digitally controlled train set features:

- DCC-equipped EMD NW-2 locomotive with operating headlight
- DCC-equipped GP7 locomotive with operating headlight
- box car
- three-dome tank car
- wide-vision caboose
- E-Z Command® Control Center with wall pack and plug-in wiring
- 34" x 24" oval and siding of nickel silver E-Z Track®, including 11 pieces curved track, 5 pieces straight track, and 1 curved plug-in terminal rerailer
- manual turnout-left
- Hayes bumper
- magnet with brakeman figure
- illustrated instruction manual

DCC
ON BOARD



Thunder Valley

an E-Z Track® set

Item No. 24013
Suggested price: \$155.00

The rails rumble and the engine roars as the mighty *Thunder Valley* rounds the bend, hauling freight to destinations far and wide. This train set comes complete with Bachmann's exclusive E-Z Track® snap-fit track and roadbed system, plus:

- an EMD GP40 diesel locomotive with operating headlight
- steel reefer
- three-dome tank car
- wide-vision caboose
- 24" circle of nickel silver E-Z Track®, including 11 pieces curved track and 1 curved plug-in terminal rerailer
- power pack and speed controller
- illustrated instruction manual



McKinley Explorer

an E-Z Track® set

Item No. 24023
Suggested price: \$205.00

Treating passengers to breathtaking views of the Alaskan wilderness in special vista-dome cars is the *McKinley Explorer*. Operating today from Anchorage to Fairbanks, and running past Denali National Park, this train's

- lucky riders might thrill to the sight of bear, moose, Dall sheep and bald eagles. Powered by a GP40 diesel, our N scale *McKinley Explorer* set comes complete with:
- EMD GP40 locomotive with operating headlight
 - three full-dome passenger cars (the *Kenai*, *Knik* and *Deshka*, all named after Alaskan rivers)

- 34" x 24" oval of nickel silver E-Z Track® including 11 pieces curved track, 4 pieces straight track, and 1 curved plug-in terminal rerailer
- power pack and speed controller
- illustrated instruction manual





E-Z COMMAND® AND ELECTRIC TRAIN SETS



E-Z Command® Control Center with wall pack and plug-in wiring



Simultaneous control of speed, direction, and lighting for realistic ACTION and FUN!



DCC ON BOARD



Speed Controller with Plug-In Wiring



Speed Controller with Plug-In Wiring





Freightmaster

an E-Z Track® set

Item No. 24022

Suggested price: \$225.00

With a 3,000-horsepower engine and plenty of pulling muscle, the EMD GP40 diesel locomotive ensures that the *Freightmaster* delivers its goods on time. This 60-piece set includes a station, signs, and telephone poles to make you master of your own freight empire!

This ready-to-run train set includes:

- EMD GP40 diesel locomotive with operating headlight
- flat car with container load
- gondola
- plug-door box car
- wide-vision caboose
- 34" x 24" oval of snap-fit E-Z Track®, including 11 pieces curved track, 4 pieces straight track, and 1 curved plug-in terminal railer
- freight station
- 24 railroad and street signs
- 12 telephone poles
- power pack and speed controller
- illustrated instruction manual



Trailblazer

an E-Z Track® set

Item No. 24024

Suggested price: \$269.00

As the West developed from desolate wilderness to bustling cities, it was trains such as the *Trailblazer* that spearheaded America's explosive growth from coast to coast. Our 60-piece *Trailblazer* set with its 4-6-0 locomotive lets you experience all the excitement of the Iron Horse's journeys through the crossroads of railroading history!

This ready-to-run train set includes:

- 4-6-0 steam locomotive and tender with operating headlight
- box car
- gondola
- single-dome tank car
- old-time caboose
- 34" x 24" oval of snap fit E-Z Track® including 11 pieces curved track, 4 pieces straight track, and 1 curved plug-in terminal railer
- train station
- 24 railroad and street signs
- 12 telephone poles
- power pack and speed controller
- illustrated instruction manual



The Stallion

an E-Z Track® set

Item No. 24025

Suggested price: \$155.00

Galloping down the rails, *The Stallion* shows off its sleek lines as it races to the finish line. This spirited steed will be the champion of your N scale stable!

This ready-to-run train set includes:

- F7-A diesel locomotive with operating headlight
- gondola
- single-dome tank car
- wide-vision caboose
- 24" circle of snap-fit E-Z Track® including 11 pieces curved track and 1 curved plug-in terminal railer
- power pack and speed controller
- illustrated instruction manual





ELECTRIC TRAIN SETS



Freight Station



Speed Controller with Plug-In Wiring



12 Telephone Poles



24 Railroad & Street Signs



Train Station



Speed Controller with Plug-In Wiring



12 Telephone Poles



24 Railroad & Street Signs



Speed Controller with Plug-In Wiring





ELECTRIC TRAIN SETS



Durango & Silverton

an *E-Z Track*® set

Item No. 24020 • Suggested price: \$205.00

Built originally as a mining line, the scenic value of the Durango & Silverton was quickly recognized in passenger service. After surviving natural disasters, wars, and financial instability, a determined staff (and starring roles in several Hollywood movies) promoted the tourism that ensures the line's survival to this day. Now recognized as a National Historic Landmark and a National Historic Civil Engineering Landmark, the Durango & Silverton continues to provide year-round tourist service. Our N scale *Durango & Silverton* ready-to-run set comes complete with:



- 0-6-0 locomotive and tender
- old-time combine
- two old-time coaches
- 34" x 24" oval of nickel silver *E-Z Track*® including 11 pieces curved track, 4 pieces straight track, and 1 curved plug-in terminal reailer

Empire Builder

an *E-Z Track*® set

Item No. 24009 • Suggested price: \$329.00

American railroads helped build great fortunes and the wealth of the Nation. Doing its part, our *Empire Builder* train set comes complete with Bachmann's exclusive *E-Z Track*® snap-fit track and roadbed system, plus:

- a Northern 4-8-4 steam locomotive and tender with operating headlight
- wood reefer



- single-dome tank car
- center-flow hopper
- plug-door box car
- wood stock car
- wood braced gondola
- open quad offset hopper
- off-center caboose
- 44" x 24" oval of nickel silver *E-Z Track*® including 11 pieces curved track, 8 pieces straight track, and 1 curved plug-in terminal reailer
- 12 telephone poles
- 24 railroad and street signs
- power pack and speed controller
- illustrated instruction manual

The Yard Boss

an *E-Z Track*® set

Item No. 24014 • Suggested price: \$199.00

When there's freight to be moved, there's nothing like the raw power of a steam locomotive to get the job done. Our *Yard Boss* train set comes complete with Bachmann's exclusive *E-Z Track*® snap-fit track and roadbed system, plus:

- an 0-6-0 steam locomotive and tender
- box car
- quad hopper
- wide-vision caboose



- 24" circle of nickel silver *E-Z Track*® including 11 pieces curved track and 1 curved plug-in terminal reailer
- power pack and speed controller
- illustrated instruction manual





ELECTRIC TRAIN SETS



- power pack and speed controller
- illustrated instruction manual





Super Chief

an E-Z Track® set

Item No. 24021 • Suggested price: \$155.00

With the pride and power of a born leader, the mighty *Super Chief* thunders along the rails. Spearheading the charge is an F7-A diesel locomotive with the Santa Fe's distinctive red and silver "war bonnet" paint scheme. The N scale *Super Chief* ready-to-run set comes complete with:

- F7-A locomotive with operating headlight
- box car
- steel gondola
- off-center caboose
- 24" circle of nickel silver E-Z Track®, including 11 pieces curved track and 1 curved plug-in terminal railer
- power pack and speed controller
- illustrated instruction manual



Spirit of Christmas

an E-Z Track® set

Item No. 24017 • Suggested price: \$220.00

Good things come in small packages. This is certainly true when it comes to the *Spirit of Christmas* N scale set. Perfect for under-the-tree in a small space and festively decorated for a very Merry Christmas, this ready-to-run set features:

- 0-6-0 steam locomotive and tender
- old-time combine
- two old-time coaches
- 34" x 24" oval of nickel silver E-Z Track® including 11 pieces curved track, 4 pieces straight track, and 1 curved plug-in terminal railer
- power pack and speed controller
- illustrated instruction manual





STEAM LOCOMOTIVES



2-8-4 BERKSHIRE STEAM LOCOMOTIVE & TENDER (DCC SOUND VALUE-EQUIPPED)

Performs best on 11.25" radius curves or greater.

Suggested price: \$329.00 each



This DCC sound-equipped locomotive includes our Sound Value *SoundTraxx*® steam package that includes authentic prototypical chuff, short and long whistles, bell, air pump, steam release, and blower – all in 16-bit polyphonic sound. Precision motor, die-cast chassis, details and tender style per prototype, brass-machined flywheel, metal handrails and stanchions, LED headlight and tender backup light, die-cast marker lights, see-through underframe, metal wheels, and *E-Z Mate*® Mark II couplers.



NICKEL PLATE #765 - RAILFAN VERSION
Item No. 50951



NICKEL PLATE #759 - RAILFAN VERSION
with MARS LIGHT
Item No. 50952



CHESAPEAKE & OHIO® KANAWHA #2724
Item No. 50953



CHESAPEAKE & OHIO® KANAWHA #2760
Item No. 50954



PERE MARQUETTE #1225
Item No. 50955



DCC SOUND VALUE ON BOARD



STEAM LOCOMOTIVES



NORTHERN 4-8-4 & 52' TENDER with OPERATING HEADLIGHT

Performs best on 11.25" radius curves or greater.

Suggested price: \$175.00 each

- E-Z Mate® Mark II coupler on tender



SANTA FE #3780
(new roadnumber)
 Item No. 58153



GREAT NORTHERN #2571
(not shown)
 Item No. 58154

PRAIRIE 2-6-2 & TENDER

Performs best on 11.25" radius curves or greater.

Suggested price: \$115.00 each

- E-Z Mate® Mark II coupler on tender



CANADIAN NATIONAL #613
(not shown)
 Item No. 51563



PENNSYLVANIA RAILROAD #2761
(not shown)
 Item No. 51564



UNION PACIFIC® #1838
 Item No. 51571



SOUTHERN
(green)
 Item No. 51572



PAINTED, UNLETTERED - BLACK with RED WINDOWS and WHITE TRIM
 Item No. 51598



STEAM LOCOMOTIVES



BALDWIN 4-6-0 STEAM LOCOMOTIVE (DCC EQUIPPED)

Performs best on 11.25" radius curves or greater.

Suggested price: \$219.00 each

Adding another axle to the 4-4-0 design gave the Ten-Wheeler extra tractive power to haul heavy loads up mountainous terrain, making it a great all-around train for freight and passenger service. This DCC-equipped 4-6-0 with 63" drivers is ready to make the grade in N scale.

Features include:

- DCC-equipped for speed, direction, and lighting
- dual-mode NMRA-compliant decoder
- precision can motor
- die-cast boiler and chassis
- separate domes and stack
- finescale detailing including bell, whistle, and piping
- gear drive
- Walschaert valve gear
- blackened metal wheels
- high-quality traction tires
- detailed backhead
- NMRA wheel profile
- E-Z Mate® Mark II couplers



BODY-MOUNTED
E-Z MATE®
MARK II COUPLERS



PAINTED, UNLETTERED - BLACK
Item No. 51451



PAINTED, UNLETTERED - BLACK with
RED WINDOWS and WHITE STRIPES
Item No. 51452



SOUTHERN #1012
Item No. 51458



NICKEL PLATE #182
Item No. 51459



CHESAPEAKE & OHIO® #387
Item No. 51460



BALTIMORE & OHIO® #2020
Item No. 51461

DCC ON BOARD



ALCO 2-6-0 STEAM LOCOMOTIVE (DCC EQUIPPED)

Performs best on 11.25" radius curves or greater.

Suggested price: \$199.00 each

DCC-equipped for speed, direction, and lighting; dual-mode NMRA-compliant decoder; die-cast chassis and boiler; metal valve gear and side rods; operating LED headlight; metal handrails and wheels; front and rear *E-Z Mate*® Mark II couplers.



PENNSYLVANIA #3234
Item No. 51751



NEW YORK CENTRAL® #1906
Item No. 51752



CANADIAN NATIONAL #6011
Item No. 51753



ATSF #9446
Item No. 51754



UNION PACIFIC® #41
Item No. 51755



BOSTON & MAINE #1363
Item No. 51756



**BODY-MOUNTED
E-Z MATE®
MARK II COUPLERS**



STEAM LOCOMOTIVES



USRA 0-6-0 SWITCHER & TENDER

Performs best on 11.25" radius curves or greater.

Suggested price: \$99.00 each



UNION PACIFIC® #4425
Item No. 50561



NEW HAVEN #2333
Item No. 50563



PENNSYLVANIA
Item No. 50564



NEW JERSEY CENTRAL #106
(illustration shown)
Item No. 50565



SANTA FE #2039
Item No. 50566




PAINTED, UNLETTERED - BLACK
Item No. 50598

4-4-0 AMERICAN & TENDER

Performs best on 11.25" radius curves or greater.

Suggested price: \$115.00 each



UNION PACIFIC® #119
Item No. 51151



SANTA FE #91
Item No. 51152



CENTRAL PACIFIC "JUPITER"
Item No. 51174





DIESEL LOCOMOTIVES



EMD DD40AX CENTENNIAL (DCC SOUND VALUE-EQUIPPED)

Performs best on 11.25" radius curves or greater.



Suggested price: \$249.00 each

Bachmann shattered the sound barrier in N scale! Our first DCC sound-equipped N scale locomotive, the EMD DD40AX, includes our Sound Value *SoundTraxx*® diesel sound package with prototypical prime movers (dual-motor sound), 3 air horns, and bell—all in 16-bit polyphonic sound. Dual motors with flywheels, operating “gumball” light, 16-wheel drive, lighted number boards, weathered air intakes and exhausts, and *E-Z Mate*® Mark II couplers.



UNION PACIFIC® #6900
Item No. 65151



UNION PACIFIC® #6944
(new roadnumber)
Item No. 65154



UNION PACIFIC® #6936 with
NOSE SHIELD and WINGS
(not shown)
Item No. 65155



BODY-MOUNTED
E-Z MATE®
MARK II COUPLERS

EMD DD40AX CENTENNIAL (DCC EQUIPPED)

Performs best on 11.25" radius curves or greater.

Suggested price: \$169.00 each

DCC ON BOARD® locomotives feature dual-mode digital command control decoders enabling operation with a standard DC analog power pack or any NMRA-compliant Digital Command Control system. Speed, direction, and lighting control. *E-Z Mate*® II couplers included.



BODY-MOUNTED
E-Z MATE®
MARK II COUPLERS



UNION PACIFIC® #6910
Item No. 62256

UNION PACIFIC® #6919
(not shown)
Item No. 62257

UNION PACIFIC® #6942
(not shown)
Item No. 62258

DCC SOUND VALUE ON BOARD

DCC ON BOARD



DIESEL LOCOMOTIVES



EMD SD45 DIESEL LOCOMOTIVE (DCC SOUND VALUE-EQUIPPED)

Performs best on 11.25" radius curves or greater.

Suggested price: \$249.00 each

This DCC sound-equipped EMD SD45 Diesel includes our Sound Value *SoundTraxx*® diesel sound package with prototypical prime mover, 3 air horns, and bell—all in 16-bit polyphonic sound. The “special duty” SD45, a 3600-HP prime mover with a V-20 engine and six-axle trucks for superior tractive effort, embodied the latest and greatest technological advances of its day. Following EMD’s lead in the pursuit of cutting-edge technology, we’re proud to offer this N scale sound-equipped locomotive.



BODY-MOUNTED
E-Z MATE®
MARK II COUPLERS



ERIE LACKAWANNA #3619
(HO model shown for illustrative purposes)
Item No. 66451



PENNSYLVANIA RAILROAD #6144
(HO model shown for illustrative purposes)
Item No. 66452



RIO GRANDE™ #5336
(large Flying Grande; illustration shown)
Item No. 66453



SANTA FE #5320
(HO model shown for illustrative purposes)
Item No. 66454



NORTHERN PACIFIC #3612
(HO model shown for illustrative purposes)
Item No. 66455



Have a question? You can “Ask the Bach Man” on our message board at www.bachmantrains.com!

DCC SOUND VALUE ON BOARD



DIESEL LOCOMOTIVES



S4 DIESEL LOCOMOTIVE (DCC EQUIPPED)

Performs best on 11.25" radius curves or greater.

Suggested price: \$149.00 each

All new tooling. DCC-equipped for speed, direction, and lighting; operating dual directional headlights; die-cast front frame; and *E-Z Mate*® Mark II couplers.



WESTERN MARYLAND® #145
(speed lettering)
Item No. 63151



SOUTHERN PACIFIC™ #1466
Item No. 63152



**NEW YORK CENTRAL
SYSTEM P&LE #8662**
Item No. 63153



ATSF #1528
(zebra stripe)
Item No. 63154



UNION PACIFIC® #1156
(Dependable Transportation)
Item No. 63155



**BODY-MOUNTED
E-Z MATE®
MARK II COUPLERS**

ALCO RS-3 (DCC EQUIPPED)

Performs best on 11.25" radius curves or greater.

Suggested price: \$159.00 each



Introduced in 1950, the all-purpose, 1600-HSP RS-3 diesel locomotive had the stamina and strength for freight and passenger service yet was agile enough for yard work. With its rugged, dependable design, it's no wonder that many of these RS-3 locomotives are still working today on short lines, tourist lines, and hauling freight. Bachmann's DCC-equipped model adds digital control and versatility to your stable of locomotives.

Features include:

- DCC-equipped for speed, direction, and lighting
- dual-mode NMRA-compliant decoder
- eight-wheel drive
- precision can motor
- dual, precision-balanced brass flywheels
- die-cast chassis
- finescale handrails
- blackened nickel silver wheels
- detailed exhaust stack and fan
- prototype-specific headlights
- NMRA wheel profile
- *E-Z Mate*® Mark II couplers



**BODY-MOUNTED
E-Z MATE®
MARK II COUPLERS**



DIESEL LOCOMOTIVES



EMD NW-2 SWITCHER (DCC-EQUIPPED)

Performs best on 11.25" radius curves or greater.

Suggested price: \$159.00 each

All new tooling. DCC-equipped for speed, direction, and lighting; double-shafted coreless motor; die-cast frame; prototype-specific headlight; and *E-Z Mate*® Mark II couplers.



UNION PACIFIC® #9155
Item No. 61651



GREAT NORTHERN #147
Item No. 61652



PENNSYLVANIA #5918
Item No. 61653



NEW YORK CENTRAL® #8769
Item No. 61654



PAINTED, UNLETTERED
YELLOW & BLACK
Item No. 61655



BODY-MOUNTED
E-Z MATE®
MARK II COUPLERS

ALCO RS-3 (DCC EQUIPPED) (continued)



D&RGW™ #5200 – EARLY
Item No. 64252



SOUTHERN #2137
Item No. 64254



PENNSYLVANIA #5604
Item No. 64255



BOSTON & MAINE #1505
(new roadnumber)
Item No. 64257



SEABOARD® #1633
(not shown)
Item No. 64258



DELAWARE & HUDSON #4103
(not shown)
Item No. 64259

DCC ON BOARD



DIESEL LOCOMOTIVES



EMD GP50 with OPERATING HEADLIGHTS

Performs best on 11.25" radius curves or greater.

Suggested price: \$69.00 each

- directional headlights



SANTA FE
Item No. 61252



SOUTHERN
Item No. 61254



WISCONSIN CENTRAL
Item No. 61297



EMD GP40 with OPERATING HEADLIGHTS

Performs best on 11.25" radius curves or greater.

Suggested price: \$69.00 each

- directional headlights



UNION PACIFIC®
Item No. 63551



SANTA FE
Item No. 63552



CONRAIL
Item No. 63556



ALASKA
Item No. 63598



DIESEL LOCOMOTIVES



EMD GP7 DIESEL (DCC EQUIPPED)

Performs best on 11.25" radius curves or greater.

Suggested price: \$149.00 each

Features include DCC-equipped for speed, direction, and lighting; dual-mode NMRA-compliant decoder; all-wheel drive; can motor; super-quiet drive train; die-cast chassis; finescale handrails; blackened metal wheels; directional LED lighting; NMRA wheel profile; and *E-Z Mate*® Mark II couplers.



UNION PACIFIC® #116
(with dynamic brakes)
Item No. 62452



CLINCHFIELD #908
(with dynamic brakes)
Item No. 62456



PENNSYLVANIA #8803
Item No. 62457



DENVER & RIO GRANDE WESTERN™ #5102
Item No. 62458



JERSEY CENTRAL #1523
Item No. 62459



ROCK ISLAND #1227
Item No. 62460

MDT PLYMOUTH

Performs best on 11.25" radius curves or greater.

Suggested price: \$63.00 each



BETHLEHEM STEEL
Item No. 60051



SANTA FE #30
Item No. 60053



INDUSTRIAL - YELLOW
Item No. 60089



INDUSTRIAL - RED with YELLOW STRIPES
Item No. 60090



INDUSTRIAL - RED with WHITE STRIPES
Item No. 60091

DCC ON BOARD



DIESEL LOCOMOTIVES



EMD F7-A DIESEL LOCOMOTIVE (DCC-EQUIPPED)

Performs best on 11.25" radius curves or greater.

Suggested price: \$129.00 each



The "bulldog" is back in an updated model. DCC-equipped for speed, direction, and lighting; all new drivetrain; precision motor; operating LED headlight in A unit; teardrop windows; die-cast chassis; all-wheel pickup; and *E-Z Mate*® Mark II couplers.



BALTIMORE & OHIO®
Item No. 63751



GREAT NORTHERN
Item No. 63752



NORFOLK SOUTHERN
Item No. 63753



ERIE LACKAWANNA
Item No. 63754



SANTA FE
(War Bonnet)
Item No. 63755



**BODY-MOUNTED
E-Z MATE®
MARK II COUPLERS**

EMD F7-B DIESEL LOCOMOTIVE (DCC-EQUIPPED)

Performs best on 11.25" radius curves or greater.

Suggested price: \$125.00 each



The "bulldog" is back in an updated model. DCC-equipped for speed and direction; all new drivetrain; precision motor; die-cast chassis; all-wheel pickup; and *E-Z Mate*® Mark II couplers.



BALTIMORE & OHIO®
Item No. 63851



GREAT NORTHERN
Item No. 63852



NORFOLK SOUTHERN
Item No. 63853



ERIE LACKAWANNA
Item No. 63854



SANTA FE
(War Bonnet)
Item No. 63855



**BODY-MOUNTED
E-Z MATE®
MARK II COUPLERS**



STREETCARS AND TROLLEYS



PCC STREETCAR with OPERATING HEADLIGHT and 8 WHEEL DRIVE
Performs best on 11.25" radius curves or greater.

Suggested price: \$63.00 each



BOSTON
(HO model shown for illustrative purposes)
Item No. 62990



ST. LOUIS RAILWAYS
Item No. 62994



PTC® - GREEN & CREAM
Item No. 62995



LOS ANGELES
Item No. 62996



PHILADELPHIA - SEPTA®
Item No. 62997



PTC® - SILVER & CREAM
Item No. 62999



BRILL TROLLEY with OPERATING HEADLIGHT and 8 WHEEL DRIVE
Performs best on 11.25" radius curves or greater.

Suggested price: \$63.00 each



CHRISTMAS
Item No. 61085



NEW ORLEANS
(Desire St.)
Item No. 61086



UNITED TRACTION
Item No. 61087



CHICAGO
(not shown)
Item No. 61091



NEW YORK 3RD AVENUE
Item No. 61092



GREEN
Item No. 61093




ROLLING STOCK




JACKSON SHARP OPEN-SIDED EXCURSION CAR


Suggested price: \$45.00 each




PAINTED, UNLETTERED
GREEN & RED
Item No. 19396



PAINTED, UNLETTERED
BURGUNDY & BLACK
Item No. 19397



PAINTED, UNLETTERED
YELLOW & SILVER
Item No. 19398




PAINTED, UNLETTERED
RED & BROWN
Item No. 19399

ACF 40' LOG CAR (diecast)


Suggested price: \$35.00 each



Have a question? You can
"Ask the Bach Man" on
our message board at
www.bachmanntrains.com!



1906 - 1935 VERSION
Item No. 18351



1935 - 1960 VERSION
Item No. 18352



ROLLING STOCK



52' 6" FLAT CAR with 35' RIBBED PIGGYBACK TRAILER

Suggested price: \$49.00 each

The 52' 6" Flat Car has ramps that you can lift up and down and body-mounted *E-Z Mate*® Mark II couplers. The removable 35' Piggyback Trailer features graphics to match the prototype. Optional set of Rapido couplers included.



SANTA FE with NAVAJO FREIGHT LINES TRAILER
Item No. 16751



BALTIMORE & OHIO® with REA TRAILER
Item No. 16752



NEW YORK CENTRAL® with NYC® TRAILER
Item No. 16753



READING with READING TRAILER
Item No. 16754



ATLANTIC COAST LINE with YALE TRAILER
Item No. 16755



WESTERN MARYLAND® with WESTERN MARYLAND® TRAILER
Item No. 16756




CANADIAN 4-BAY CYLINDRICAL GRAIN HOPPER

Suggested price: \$25.00 each



**BODY-MOUNTED
E-Z MATE[®]
MARK II COUPLERS**



CANADIAN NATIONAL - DEMONSTRATOR
Item No. 19151



SANTA FE
Item No. 19152



SASKATCHEWAN - WHEAT HERALD
Item No. 19153



GOVERNMENT OF CANADA - RED
Item No. 19154



ALBERTA
Item No. 19155



POTASH
(HO model shown for illustrative purposes)
Item No. 19156



POTACAN
(HO model shown for illustrative purposes)
Item No. 19157



CANADIAN NATIONAL
Item No. 19163



CP RAIL
Item No. 19177



CANADA GRAIN
Item No. 19181



GOVERNMENT OF CANADA
Item No. 19184



HERITAGE FUND
Item No. 19189



ROLLING STOCK



50' PLUG DOOR BOX CAR

Suggested price: \$32.00 each

New and existing tooling.




BODY-MOUNTED
E-Z MATE[®]
MARK II COUPLERS




SANTA FE
Item No. 71052




PENNSYLVANIA RAILROAD
Item No. 71064



NEW YORK CENTRAL[®]
Item No. 71070



CP RAIL
Item No. 71077



NEW HAVEN
Item No. 71083

ACF 50' STEEL REEFER

Suggested price: \$32.00 each

Existing and new tooling.



BODY-MOUNTED
E-Z MATE[®]
MARK II COUPLERS



BURLINGTON NORTHERN
Item No. 17951



CANADIAN NATIONAL
Item No. 17952



FRUIT GROWERS EXPRESS
Item No. 17953



TROPICANA - WHITE & GREEN
Item No. 17954



AMERICAN REFRIGERATOR TRANSIT CO.
Item No. 17955



TROPICANA - ORANGE
Item No. 17956



ROLLING STOCK



ACF 50'6" OUTSIDE BRACED SLIDING DOOR BOX CAR

Suggested price: \$29.00 each

Operating sliding doors, 100-ton roller-bearing trucks, metal wheels, prototypical graphics, detailed underframe and optional tack boards included.



RAIL BOX
Item No. 19651



MIDDLETOWN & NEW JERSEY
Item No. 19653



BURLINGTON NORTHERN
Item No. 19656



MONTANA RAIL LINK
Item No. 19657



NORFOLK SOUTHERN
Item No. 19658



SOUTHERN
(HO model shown for illustrative purposes)
Item No. 19659



McCLOUD RIVER
(HO model shown for illustrative purposes)
Item No. 19660

50' SLIDING DOOR BOX CAR

Suggested price: \$35.00 each

Operating sliding doors, metal wheels, and detailed underframe with separate brake rigging.



**BODY-MOUNTED
E-Z MATE[™]
MARK II COUPLERS**



CENTRAL OF GEORGIA
(football scheme; with roof walk)
Item No. 19451



NEW YORK CENTRAL[®]
(jade green; with roof walk)
Item No. 19452



SANTA FE
(with roof walk)
Item No. 19454



UNION PACIFIC[®]
(without roof walk)
Item No. 19455



RIO GRANDE[™]
(with roof walk)
Item No. 19456



PRR - MERCHANDISE SERVICE
(with roof walk)
Item No. 19457



ROLLING STOCK



AAR 40' STEEL BOX CAR

Suggested price: \$25.00 each



BODY-MOUNTED
E-Z MATE[®]
MARK II COUPLERS



PRR - MERCHANDISE SERVICE
Item No. 17052



UP - AUTOMATED RAILWAY
Item No. 17053



NEW HAVEN
Item No. 17054



TORONTO, HAMILTON & BUFFALO
Item No. 17055



BANGOR & AROOSTOOK
Item No. 17056



BALTIMORE & OHIO[®] TIMESAVER
Item No. 17057



NEW YORK, SUSQUEHANNA & WESTERN
(Suzy Q)
Item No. 17058



GREAT NORTHERN
Item No. 17059



MISSOURI PACIFIC "HERBIE"
Item No. 17060
(HO model shown for illustrative purposes)



ROLLING STOCK



ACF 36'6" 10,000-GALLON SINGLE-DOME TANK CAR

Suggested price: \$26.00 each

Features include:

- separate handrails and ladders
- detailed brake rigging, air cylinders, and brake wheel



BODY-MOUNTED
E-Z MATE[®]
MARK II COUPLERS



OWENWOOD MOTOR OIL
Item No. 17851



FRONTENAC
Item No. 17853



TEXACO
Item No. 17854



C. F. SIMONIN'S SONS
Item No. 17856



CLARK
Item No. 17857



QUAKER STATE
Item No. 17858



TIDEWATER
Item No. 17859



ALLEGHENY REFINING
(not shown)
Item No. 17861



ROLLING STOCK



3-DOME TANK CAR

Suggested price: \$29.00 each



**BODY-MOUNTED
E-Z MATE[®]
MARK II COUPLERS**



PHILADELPHIA QUARTZ CO.
Item No. 17151



CHEMCELL
Item No. 17152



NORTHERN CALIFORNIA WINERIES
Item No. 17153



TRANSCONTINENTAL OIL CO.
Item No. 17154



CARBIDE AND CARBON CHEMICALS
Item No. 17155



COOK PAINT & VARNISH CO.
Item No. 17156





USRA 55-TON 2-BAY HOPPER

Suggested price: \$32.00 each

All new tooling.



**BODY-MOUNTED
E-Z MATE®
MARK II COUPLERS**



PENNSYLVANIA
(Tuscan red)
Item No. 19551



WESTERN MARYLAND®
(speed lettering)
Item No. 19552



BALTIMORE & OHIO®
Item No. 19553



CLINCHFIELD
Item No. 19554



CHESAPEAKE & OHIO®
Item No. 19555

52' CENTER-DEPRESSED FLAT CAR



with MISSILE
Item No. 71391 • Suggested price: \$28.00



with BOILER
Item No. 71395 • Suggested price: \$26.00



OLIVE DRAB MILITARY with MISSILE
Item No. 71396 • Suggested price: \$28.00



DESERT MILITARY with MISSILE
Item No. 71397 • Suggested price: \$28.00



with NO LOAD
Item No. 71399 • Suggested price: \$22.00



ROLLING STOCK



NORTHEAST STEEL CABOOSE

Suggested price: \$28.00 each



NORFOLK and WESTERN - RED
Item No. 16855



PAINTED, UNLETTERED - CABOOSE RED
Item No. 16856



READING #94070
Item No. 16857



LEHIGH VALLEY #95004
Item No. 16858



WESTERN MARYLAND® #1863
(speed lettering)
Item No. 16859



BOSTON & MAINE
Item No. 16860



DELAWARE & HUDSON
Item No. 16861



NORFOLK and WESTERN - BLUE #518378
(new roadnumber)
Item No. 16863



NEW HAVEN #C-543
(not shown)
Item No. 16864

36' WIDE-VISION CABOOSE

Suggested price: \$19.00 each



SANTA FE
Item No. 70752



BURLINGTON NORTHERN
Item No. 70753



BODY-MOUNTED
E-Z MATE®
MARK II COUPLERS



CSX®
Item No. 70768



NORFOLK and WESTERN
Item No. 70792




PLASTICVILLE U.S.A. BUILT-UPS



Instant buildings for your railroad! The already-assembled models shown on these pages will add interest and realism to any N scale layout.




AUTO BODY SHOP
Item No. 45708 • Suggested price: \$23.00



DRIVE-IN BURGER STAND
Item No. 45709 • Suggested price: \$23.00



DRIVE-IN BANK
Item No. 45804 • Suggested price: \$23.00




SCHOOL HOUSE with PLAYGROUND EQUIPMENT
Item No. 45807 • Suggested price: \$23.00



FARM HOUSE
Item No. 45812 • Suggested price: \$23.00



TWO-STORY HOUSE
Item No. 45813 • Suggested price: \$23.00



NEW ENGLAND RANCH HOUSE
Item No. 45814 • Suggested price: \$23.00




FACTORY
Item No. 45902 • Suggested price: \$25.00



CAR SHOWROOM
Item No. 45903 • Suggested price: \$25.00



GAS STATION
Item No. 45904 • Suggested price: \$25.00



PLATFORM STATION
Item No. 45906 • Suggested price: \$25.00



**PLASTICVILLE U.S.A.
BUILT-UPS AND ACCESSORIES**




FREIGHT STATION
Item No. 45907 • Suggested price: \$25.00



PASSENGER STATION
Item No. 45908 • Suggested price: \$25.00



WATER TANK
Item No. 45810 • Suggested price: \$23.00



COUNTRY CHURCH
Item No. 45815 • Suggested price: \$23.00



COALING STATION
Item No. 45811 • Suggested price: \$23.00



ELECTRIC DIESEL HORN in OIL TANK
Item No. 46901 • Suggested price: \$47.00




STEAM WHISTLE in FREIGHT STATION
Item No. 46902 • Suggested price: \$50.00




BLINKING OIL TANK
Item No. 46903 • Suggested price: \$29.00



BLINKING BRIDGE
(not compatible with E-Z Track®)
Item No. 46904 • Suggested price: \$26.00



BRIDGE
(not compatible with E-Z Track®)
Item No. 46905 • Suggested price: \$22.00



TELEPHONE POLES

(12 pieces)

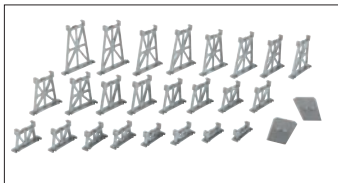
Item No. 42506 • Suggested price: \$11.00



RAILROAD and STREET SIGNS

(24 pieces)


Item No. 42513 • Suggested price: \$11.00



26-PIECE GRADUATED TRESTLE SET

(not compatible with E-Z Track®)

Item No. 42523 • Suggested price: \$22.00



DUAL CROSSING GATES

Item No. 46720 • Suggested price: \$15.00

MOTORIZED TURNTABLE

Item No. 46799 • Suggested price: \$169.00



This DCC-ready N scale motorized turntable includes 12 indexed track positions, slow-speed gear drive, and direction control switch for easy operation on your railroad.

Features:


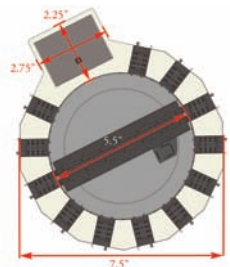
- 12 nickel silver track positions
- DCC-ready with 8-pin dummy plug
- slow-speed gear drive
- spring-loaded direction switch
- turntable indexed to each track section for accurate alignment
- painted maintenance building
- prototypical operator's cabin
- designed for use with Bachmann's E-Z Track®
- easily adaptable to other popular track systems



(Note: Locomotive not included)



Use our 16 x 25 x 5mm E-Z Command® DCC Decoder with NMRA 8-Pin Plug (Item No. 44915) or our 9.5 x 25 x 5mm E-Z Command® DCC Decoder with NMRA 8-Pin Plug (Item No. 44926) to add DCC control to this Motorized Turntable.



**QUARTER SECTION
11.25" RADIUS
CURVED TRACK**
Item No. 44831
Suggested price: \$9.50
(6/card)



**HALF SECTION
11.25" RADIUS
CURVED TRACK**
Item No. 44821
Suggested price: \$14.50
(6/card)



**11.25" RADIUS
CURVED TRACK**
Item No. 44801
Suggested price: \$14.50
(6/card)



*6 pieces
of track
make up
one half
(180°)
of an
11.25"
radius
circle.*

**11.25" RADIUS
TERMINAL RERAILER
with WIRE**
Item No. 44802
Suggested price: \$7.75
(1/card)



**QUARTER SECTION
12.50" RADIUS
CURVED TRACK**
Item No. 44832
Suggested price: \$10.50
(6/card)



**HALF SECTION
12.50" RADIUS
CURVED TRACK**
Item No. 44822
Suggested price: \$15.00
(6/card)



**12.50" RADIUS
CURVED TRACK**
Item No. 44852
Suggested price: \$19.00
(6/card)



**QUARTER SECTION
14" RADIUS
CURVED TRACK**
Item No. 44833
Suggested price: \$14.50
(6/card)



**HALF SECTION
14" RADIUS
CURVED TRACK**
Item No. 44823
Suggested price: \$15.00
(6/card)



**14" RADIUS
CURVED TRACK**
Item No. 44853
Suggested price: \$20.50
(6/card)



**QUARTER SECTION
15.50" RADIUS
CURVED TRACK**
Item No. 44834
Suggested price: \$14.50
(6/card)



**HALF SECTION
15.50" RADIUS
CURVED TRACK**
Item No. 44824
Suggested price: \$17.00
(6/card)



**15.50" RADIUS
CURVED TRACK**
Item No. 44854
Suggested price: \$20.50
(6/card)



**QUARTER SECTION
17.50" RADIUS
CURVED TRACK**
Item No. 44835
Suggested price: \$13.75
(6/card)



**HALF SECTION
17.50" RADIUS
CURVED TRACK**
Item No. 44825
Suggested price: \$15.00
(6/card)





17.50" RADIUS CURVED TRACK
Item No. 44855
Suggested price: \$17.00 (6/card)



QUARTER SECTION 19" RADIUS CURVED TRACK
Item No. 44836
Suggested price: \$9.50 (6/card)



HALF SECTION 19" RADIUS CURVED TRACK
Item No. 44856
Suggested price: \$13.75 (6/card)



19" RADIUS CURVED TRACK
Item No. 44804
Suggested price: \$21.00 (6/card)



6 pieces of track make up one quarter (90°) of a 19" radius circle.

5" STRAIGHT TRACK
Item No. 44811
Suggested price: \$14.50 (6/card)



10" STRAIGHT TRACK
Item No. 44815
Suggested price: \$24.00 (6/card)



10" STRAIGHT TERMINAL RERAILER with WIRE
Item No. 44820
Suggested price: \$11.00 (1/card)



10" STRAIGHT with UNDER-TRACK TERMINAL
Item No. 44897
Suggested price: \$12.00 (1/card)



ASSORTED SECTIONS STRAIGHT TRACK
(two each 4.50", 2.25", and 1.125" per card)
Item No. 44829
Suggested price: \$26.50



ASSORTED SHORT CONNECTOR SECTIONS
(two each .75", .875", 1.125", and 1.5" per card)
Item No. 44899
Suggested price: \$13.00



30 DEGREE CROSSING
Item No. 44840
Suggested price: \$23.00 (1/card)



This 30 Degree Crossing is the centerpiece of a basic "Figure 8" track configuration. To make a 46.5" x 24" Figure 8 you also need: 21 pieces of 11.25" Radius Curved Track, 1 piece 11.25" Radius Curved Rerailer and 4 pieces 2.25" Straight Track.


45 DEGREE CROSSING
Item No. 44843
Suggested price: \$23.00 (1/card)



60 DEGREE CROSSING
Item No. 44842
Suggested price: \$23.00 (1/card)



90 DEGREE CROSSING
Item No. 44841
Suggested price: \$23.00 (1/card)



This 90 Degree Crossing has many useful applications in railroad design. However, if your goal is to make a "Figure 8" layout, you should start with a 30 Degree Crossing.



All analog turnouts (non-DCC) require AC accessory power supply for operation. The Power Pack and Speed Controller included in our N/HO/On30 train sets (also available separately as Item No. 44212) is equipped with AC accessory terminals.

**REMOTE
TURNOUT - LEFT**
Item No. 44861
Suggested price: \$35.00
(1/card)



**REMOTE
TURNOUT - RIGHT**
Item No. 44862
Suggested price: \$35.00
(1/card)



#4 TURNOUT - LEFT
Item No. 44863
Suggested price: \$52.00
(1/card)



#4 TURNOUT - RIGHT
Item No. 44864
Suggested price: \$52.00
(1/card)



#6 TURNOUT - LEFT
Item No. 44859
Suggested price: \$58.00
(1/card)



#6 TURNOUT - RIGHT
Item No. 44860
Suggested price: \$58.00
(1/card)



**#6 SINGLE CROSSOVER
TURNOUT - LEFT**
Item No. 44875
Suggested price: \$110.00
(1/card)



**#6 SINGLE CROSSOVER
TURNOUT - RIGHT**
Item No. 44876
Suggested price: \$110.00
(1/card)



HAYES BUMPERS
Item No. 44891
Suggested price: \$18.00
(2/card)



BULK NICKEL SILVER/GRAY ROADBED E-Z TRACK® (BY THE CARTON)

- Item No. 44880 11.25" RADIUS CURVED TRACK - BULK (50 pieces per carton)
- Item No. 44881 5" STRAIGHT TRACK - BULK (50 pieces per carton)
- Item No. 44882 10" STRAIGHT TRACK - BULK (50 pieces per carton)
- Item No. 44884 19" RADIUS CURVED TRACK - BULK (50 pieces per carton)
- Item No. 44887 30" STRAIGHT TRACK - BULK (25 pieces per carton)

- Suggested price: \$108.00
- \$108.00
- \$170.00
- \$115.00
- \$380.00





E-Z TRACK® AND ACCESSORIES



E-Z TRACK® CROSSING GATE

Item No. 44879 • Suggested price: \$41.00



16-PIECE E-Z TRACK® GRADUATED PIER SET
(1 1/8" vertical clearance under the tallest pier)
Item No. 44871 • Suggested price: \$26.00



8-PIECE E-Z TRACK® TALL PIER SET
(1 1/8" vertical clearance)
Item No. 44872 • Suggested price: \$22.50

MAGNETICALLY OPERATED E-Z MATE® MARK II COUPLERS with METAL COIL SPRINGS



**MAGNETICALLY OPERATED
E-Z MATE® MARK II COUPLERS – LONG**
(12 coupler pairs per card)
Item No. 78501 • Suggested price: \$29.50

**MAGNETICALLY OPERATED
E-Z MATE® MARK II COUPLERS – MEDIUM**
(12 coupler pairs per card)
Item No. 78502 • Suggested price: \$29.50

**MAGNETICALLY OPERATED
E-Z MATE® MARK II COUPLERS – SHORT**
(12 coupler pairs per card)
Item No. 78503 • Suggested price: \$29.50



MAGNET with BRAKEMAN FIGURE
Item No. 78998 • Suggested price: \$7.00

E-Z® RAILER

Item No. 44892 • price to be announced

Lets you simply slide your N scale trains onto the track.



NEW



FRICITION BEARING FREIGHT TRUCKS
(without wheels)
12 truck pairs per card
Item No. 42534 • Suggested price: \$49.50



ROLLER BEARING FREIGHT TRUCKS
(without wheels)
12 truck pairs per card
Item No. 42535 • Suggested price: \$49.50



NICKEL SILVER *WORLD'S GREATEST HOBBY*® FIRST RAILROAD TRACK PACK

Item No. 44896 • Suggested price: \$240.00

It's never been easier to get started in model railroading! *Our World's Greatest Hobby® First Railroad Track Pack* contains all the track you need to build a 56" x 28" N scale track layout (shown at right). Also included is a copy of the DVD, *Building Your First Model Railroad*. Hosted by actor and model railroad enthusiast Michael Gross, this video features the construction of an HO scale model railroad with hints and tips that apply to every scale. Get on track for fun with the World's Greatest Hobby!



This 47-piece First Railroad Track Pack includes:

- Building Your First Model Railroad DVD, hosted by actor and model railroad enthusiast Michael Gross. (*This video features the construction of an HO model railroad with hints and tips that apply to every scale.*)
- twenty 11.25" curves
- nine 5" straights
- one 10" straight terminal rerailer
- four turnout controllers
- two Hayes bumpers
- two remote turnouts – left
- two remote turnouts – right
- four switch extension wires
- one red 10' extension wire
- two red power connection wires



NICKEL SILVER *E-Z TRACK*® AUTO-REVERSING SYSTEM

Item No. 44847 • Suggested price: \$183.00

Featuring our electronic auto-reversing *E-Z Track*®, this track set is the perfect solution for point-to-point passenger and freight transit on your layout. With a variable speed controller, you can determine the rate of travel and bring your town or city to life! Add-on track sections are also available separately (Item Nos. 44848 & 44849).

The Nickel Silver E-Z Track® Auto-Reversing Track System includes:

- 4 pieces of 5" straight auto-reversing *E-Z Track*®
- 4 pieces of 11.25" radius curved auto-reversing *E-Z Track*®
- 2 pieces of 5" straight *E-Z Track*®
- 2 Hayes bumpers
- power pack and variable speed controller
- illustrated instructions



ELECTRONIC AUTO-REVERSING NICKEL SILVER *E-Z TRACK*®

You can expand your point-to-point rail system with Electronic Auto-Reversing Nickel Silver *E-Z Track*®. Available in 5" straight sections and 11.25" radius curved sections, this electronically equipped track is specifically designed for the open-end track configuration of our auto-reversing track system, allowing you to go virtually anywhere in your layout.



AUTO-REVERSING 5" STRAIGHT (6 per card)

Item No. 44848 • Suggested price: \$44.00



AUTO-REVERSING 11.25" RADIUS CURVED (6 per card)

Item No. 44849 • Suggested price: \$44.00

Note: this track will not operate as reversing track unless it is used in conjunction with our N scale auto-reversing track system, Item No. 44847



Plasticville® USA



O SCALE PLASTICVILLE® U.S.A. BUILT-UPS

Since 1947, hobbyists and collectors have made *Plasticville® U.S.A.* products their structures of choice. Now, in addition to our traditional, easy-to-assemble kits, Bachmann is pleased to offer these pre-assembled *Plasticville® U.S.A.* buildings. *Plasticville®* pieces add character and dimension to your O scale layout. Many buildings and accessories have been added to the *Plasticville®* line throughout its history, and many are still produced from their original molds. As a fun challenge to collectors, you can collect hundreds of product, color, and packaging variations that have occurred over the years (you can even join the independent Plasticville Collectors Association at plasticvilleusa.org). Whether you're new in town or an established civic leader, Bachmann builds *Plasticville® U.S.A.* for you. City growth is limited only by your imagination!



**TRAILER PARK with TWO TRAILERS
& FLAG POLE with FLAG**
(each Trailer is 8" W x 3" H x 4" D)
Item No. 45310 • Suggested price: \$60.00



ROADSIDE STAND
(7" W x 4" H x 3 1/4" D)
Item No. 45314 • Suggested price: \$48.00




APARTMENT BUILDING
(9 1/4" W x 5" H x 5 1/4" D)
Item No. 45315 • Suggested price: \$48.00



COVERED BRIDGE
(11" W x 4" H x 4" D)
Item No. 45317 • Suggested price: \$48.00



Plasticville®



O SCALE
PLASTICVILLE® U.S.A. KITS



TURNPIKE INTERCHANGE
(10" W x 4½" H x 11" D)
Item No. 45601 • Suggested price: \$34.00



DAIRY BARN
(5½" H x 8½" W x 4½" D)
Item No. 45602 • Suggested price: \$27.50



WINDMILL with FARM MACHINERY
(10½" H x 2¾" W x 2¾" D)
Item No. 45603 • Suggested price: \$27.50



FARM OUTBUILDINGS with ANIMALS
(Corn Crib 2 7/8" W x 2¼" H x 2¼" D,
Chicken Coop 3¼" W x 2" H x 2½" D,
Storage Shed 6 3/8" W x 2¼" H x 3" D)
Item No. 45604 • Suggested price: \$23.00



DINER
(9" W x 2 3/4" H x 3 1/4" D)
Item No. 45605 • Suggested price: \$27.50



FROSTY BAR
(5" W x 3 1/2" H x 4 1/2" D)
Item No. 45606 • Suggested price: \$23.00



SPLIT-LEVEL HOUSE
(10" W x 6 1/2" H x 4 1/2" D)
Item No. 45607 • Suggested price: \$34.00



CAPE COD HOUSES
(Each house is 5" W x 4" H x 4" D; 2 per box)
Item No. 45608 • Suggested price: \$27.50



POLICE STATION with POLICE CAR
(6 1/2" W x 5" H x 6 1/2" D)
Item No. 45609 • Suggested price: \$27.50



**FIRE HOUSE with PUMPER TRUCK,
LADDER TRUCK & FIRE CHIEF CAR**
(6 1/2" W x 5" H x 6 1/2" D)
Item No. 45610 • Suggested price: \$34.00



SCHOOL HOUSE with PLAYGROUND EQUIPMENT
(9" W x 6" H x 3 1/2" D)
Item No. 45611 • Suggested price: \$30.50



TRAILER PARK with 3 TRAILERS & FLAG POLE with FLAG
(8" W x 3" H x 4" D each)
Item No. 45612 • Suggested price: \$28.00



GREENHOUSE with FLOWERS
(4" W x 2½" H x 2½" D)
Item No. 45615 • Suggested price: \$30.50



MOTEL
(9½" W x 2¼" H x 5" D)
Item No. 45616 • Suggested price: \$27.50



ROADSIDE STAND
(7" W x 4" H x 3¼" D)
Item No. 45621 • Suggested price: \$27.50



TWO-STORY HOUSE
(9¾" W x 6" H x 5" D)
Item No. 45622 • Suggested price: \$30.50



TRESTLE BRIDGE
(17¼" W x 6¼" H x 4½" D)
Item No. 45975 • Suggested price: \$27.50



LOADING PLATFORM & CROSSING SHANTY
(Loading Platform 8" W x 4" H x 3½" D,
Crossing Shanty 6" W x 4" H x 2¼" D)
Item No. 45977 • Suggested price: \$30.50

Some models on these pages have been weathered and painted for illustration purposes.



TOWN HALL
(10" W x 6½" D x 12" H)
Item No. 45614 • Suggested price: \$34.00



SIGNAL BRIDGE
(9¼" W x 9" H x 4¼" D)
Item No. 45623 • Suggested price: \$27.50



WATER TOWER
(7" H x 4" Diameter)
Item No. 45978 • Suggested price: \$23.00



COALING STATION
(8" W x 13" H x 6" D)
Item No. 45979 • Suggested price: \$30.50



CATHEDRAL
(7½" W x 10½" H x 6" D)
Item No. 45981 • Suggested price: \$27.50



UNION STATION
(20" W x 5" H x 7" D)
Item No. 45976 • Suggested price: \$27.50



APARTMENT BUILDING
(9¼" W x 5" H x 5¼" D)
Item No. 45980 • Suggested price: \$30.50

Some models on these pages have been weathered and painted for illustration purposes.



LOG CABIN with RUSTIC FENCE
(5½" W x 3" H x 3½" D)
Item No. 45982 • Suggested price: \$27.50



**HOBO JUNGLE with BOXCAR,
TWO SHACKS and OUTHOUSE**
(Box Car 7" W x 3" H x 3½" D, Shacks 3" W x 3" H x 3¼" D,
Outhouse 3¼" W x 2½" H x 2½" D)
Item No. 45983 • Suggested price: \$27.50



RUSTIC FENCE
(12 sections, each 6" W x 1½" H)
Item No. 45984 • Suggested price: \$22.00



AIRPORT TERMINAL
(10" W x 8" H x 6½" D)
Item No. 45985 • Suggested price: \$30.50



AIRPORT HANGAR with AIRPLANES
(8½" W x 5¼" H x 7½" D)
Item No. 45986 • Suggested price: \$30.50



COVERED BRIDGE
(11" W x 4" H x 4" D)
Item No. 45992 • Suggested price: \$30.50



Thomas' Christmas Delivery

with international-style book and loop couplers

Item No. 90087 • Suggested price: \$539.00

Wearing a familiar cap and armed with his trusty snowplow, Thomas hauls two festively decorated cars to bring BIG holiday cheer to one and all. The *Thomas' Christmas Delivery* ready-to-run electric train set includes Thomas the Tank Engine™ (with hat, snowplow and moving eyes), open wagon with presents, coach, 5'4" x 4'3" oval of track (14 pieces), wall pack and speed controller, illustrated instruction manual, and DVD-format video instructions.



Thomas' Eyes
Move Side to Side



Thomas' Eyes
Move Side to Side



5'4" x 4'3"
Oval of Track



Speed Controller
with Plug-In Wiring



DVD Format
Video Instructions



THOMAS & FRIENDS

THOMAS & FRIENDS™

Large SCALE



5'4" x 4'3" Oval of Track



Speed Controller with Plug-In Wiring



DVD Format Video Instructions



Thomas with Annie & Clarabel

with international-style book and loop couplers

Item No. 90068 • Suggested price: \$509.00

Thomas and his loyal coaches Annie and Clarabel are carrying a number of very important passengers and you're invited to join in their adventures! A great way to begin your Large Scale *Thomas & Friends*™ collection, this ready-to-run electric train set



comes complete with Thomas the Tank Engine™ (with moving eyes), Annie coach, Clarabel coach, 5'4" x 4'3" oval of track (14 pieces), wall pack and speed controller, illustrated instruction manual, and DVD-format video instructions.



Percy and the Troublesome Trucks

with international-style hook and loop couplers

Item No. 90069 • Suggested price: \$509.00

The Troublesome Trucks are needed for a hauling job, and Percy is there to make sure the work gets done without the trucks causing too much mischief! This ready-to-run electric train set comes complete with Percy the Small Engine (with moving eyes), Troublesome Truck #1, Troublesome Truck #2, a 5'4" x 4'3" oval of track (14 pieces), wall pack and speed controller, illustrated instruction manual, and DVD-format video instructions.



Percy's Eyes
Move Side to Side

LARGE SCALE THOMAS & FRIENDS™ MOTIVE POWER

The locomotives in this section are equipped with moving eyes and international-style hook and loop couplers. Perform best on 4' diameter curves or greater.




THOMAS the TANK ENGINE™
(with moving eyes)

Item No. 91401 • Suggested price: \$315.00



PERCY the SMALL ENGINE
(with moving eyes)

Item No. 91402 • Suggested price: \$315.00



5'4" x 4'3"
Oval of Track




Speed Controller
with Plug-In Wiring



DVD Format
Video Instructions

LARGE SCALE THOMAS & FRIENDS™ MOTIVE POWER (continued)



JAMES the RED ENGINE
(with moving eyes)
Item No. 91403 • Suggested price: \$389.00



EMILY
(with moving eyes)
Item No. 91404 • Suggested price: \$429.00



LARGE SCALE THOMAS & FRIENDS™ MOTIVE POWER (continued)



TOBY the TRAM ENGINE
(with moving eyes)
Item No. 91405 • Suggested price: \$319.00



WINSTON
(illustration shown)
Item No. 91406 • price to be announced

LARGE SCALE THOMAS & FRIENDS™ ROLLING STOCK

The rolling stock in this section is equipped with international-style hook and loop couplers.
Performs best on 4" diameter curves or greater.



ANNIE COACH
Item No. 97001 • Suggested price: \$105.00



CLARABEL COACH
Item No. 97002 • Suggested price: \$105.00



EMILY'S COACH
Item No. 97003 • Suggested price: \$109.00



EMILY'S BRAKE COACH
Item No. 97004 • Suggested price: \$109.00



LARGE SCALE THOMAS & FRIENDS™ ROLLING STOCK (continued)



TROUBLESOME TRUCK #1
Item No. 98001 • Suggested price: \$105.00



TROUBLESOME TRUCK #2
Item No. 98002 • Suggested price: \$105.00



SODOR FUEL TANK
Item No. 98004 • Suggested price: \$96.00



CARGO CAR
Item No. 98006 • Suggested price: \$96.00



BRAKE VAN
Item No. 98008 • Suggested price: \$96.00



TAR TANK
Item No. 98009 • Suggested price: \$96.00




LARGE SCALE THOMAS & FRIENDS™ ROLLING STOCK (continued)



S.C. RUFFEY
Item No. 98010 • Suggested price: \$96.00



RASPBERRY SYRUP TANKER
Item No. 98011 • Suggested price: \$96.00



OPEN WAGON - BLUE
Item No. 98012 • Suggested price: \$96.00



OPEN WAGON - RED
Item No. 98013 • Suggested price: \$96.00



CREAM TANKER
Item No. 98014 • Suggested price: \$96.00



ICE CREAM WAGON
(HO model shown for illustrative purposes.)
Item No. 98015 • Suggested price: \$96.00

THOMAS & FRIENDS™ ACCESSORIES



SIR TOPHAM HATT
(3" H)
Item No. 42443
Suggested price: \$14.00



CONDUCTOR
(3¼" H)
Item No. 42445
Suggested price: \$17.00



FARMER McCOLL
(3¾" H)
Item No. 42448
Suggested price: \$17.00



RINGLING BROS. and BARNUM & BAILEY™ ROLLING STOCK



JACKSON SHARP COACH #73
Item No. 92711 • Suggested price: \$155.00



WATER TANK CAR
Item No. 92712 • Suggested price: \$125.00



“PERFORMING ELEPHANTS”
TABLEAU WAGON on FLAT CAR #107
Item No. 92713 • Suggested price: \$145.00



“LADY ARTISTS”
TABLEAU WAGON on FLAT CAR #108
Item No. 92714 • Suggested price: \$145.00



TIGER BOX CAR #32
Item No. 92715 • Suggested price: \$109.00



BOBBER CABOOSE #4
Item No. 92717 • Suggested price: \$99.00



GONDOLA #121
(illustration shown)
Item No. 92718 • Suggested price: \$99.00

© Feld Entertainment. RINGLING BROS. AND BARNUM & BAILEY and THE GREATEST SHOW ON EARTH are trademarks of and are used under license from Ringling Bros.-Barnum & Bailey Combined Shows, Inc. All rights reserved.
www.Ringling.com



Ringling Bros. and Barnum & Bailey™

Item No. 90083 • Suggested price: \$629.00

While many circuses were able to expand in the 1900s because of the efficiency of rail transportation, it was only the merger of Ringling Brothers and Barnum & Bailey in 1919 that created a colossal train of over 90 cars! The world-famous *Ringling Bros. and Barnum & Bailey Circus®* has joined with Bachmann to let you experience all the excitement of *The Greatest Show On Earth®* as it travels by rail. This ready-to-run electric train set comes complete with a 4-6-0 steam locomotive (with operating headlight, smoke, and speed-synchronized sound), coal tender, performers' car, elephant stock car, flat car with vintage wagons, circus lion and tiger, 8'2" x 4'3" oval of track (20 pieces), power pack and speed controller, illustrated "Bach Man" instruction manual, and DVD-format video instructions.



Note: Sound system requires one 9V battery for operation. Battery is not included.

Li'l Big Top



Item No. 90194 • Suggested price: \$315.00

Ladies and gentlemen and children of all ages will enjoy BIG circus fun with *Li'l Big Top!* Featuring vintage *Ringling Bros. & Barnum & Bailey™* graphics, the *Li'l Big Top* ready-to-run train set comes complete with an 0-4-0 steam locomotive with operating headlight and coal tender, colorful gondola and caboose circus cars, hook-and-loop couplers on locomotive and cars, 4'3" circle of steel alloy track (12 pieces), power pack and speed controller, and illustrated instruction manual.





RINGLING BROS. AND BARNUM & BAILEY™ AND LI'L BIG HAULERS®



Speed Controller
with Plug-In Wiring



DVD-Format
Video Instructions



Includes one each circus lion and tiger.



Speed Controller
with Plug-In Wiring

© Feld Entertainment. RINGLING BROS. AND BARNUM & BAILEY and THE GREATEST SHOW ON EARTH are trademarks of and are used under license from Ringling Bros.-Barnum & Bailey Combined Shows, Inc. All rights reserved. www.Ringling.com

Large
SCALE

L'I'L BIG HAULERS®



With a compact size, Bachmann's ready-to-run electric *Lil' Big Haulers*® set is the perfect introduction to Large Scale model railroading. There's also a full selection of colorful separate-sale *Lil' Big Haulers*® locomotives, hoppers, tankers, coaches, baggage cars, and cabooses. Get started on BIG railroading fun with *Lil' Big Haulers*®!

Short Line Special

Item No. 90197 • Suggested price: \$299.00

It's all aboard for an exciting trip 'round the rails with the *Short Line Special*. The *Short Line Special* ready-to-run train set comes complete with an 0-4-0 steam locomotive with operating headlight and tender, two colorful passenger cars, hook-and-loop couplers on locomotive and all cars, 4'3" circle of steel alloy track (12 pieces), power pack and speed controller, and illustrated instruction manual.



L'I'L BIG HAULERS® 0-4-0 LOCOMOTIVES with OPERATING HEADLIGHT



LOCOMOTIVE with TENDER - SHORT LINE RAILROAD
Item No. 91498 • Suggested price: \$143.00



TANK ENGINE - SHORT LINE RAILROAD
Item No. 91499 • Suggested price: \$112.00



L'I'L BIG HAULERS® SEPARATE-SALE ROLLING STOCK

BAGGAGE CAR

Suggested price: \$53.00 each



SHORT LINE RAILROAD
RED with BLACK ROOF
Item No. 97088



SHORT LINE RAILROAD
GREEN with BLACK ROOF
Item No. 97092



SHORT LINE RAILROAD
YELLOW with SILVER ROOF
Item No. 97096

COACH

Suggested price: \$53.00 each



SHORT LINE RAILROAD
RED with BLACK ROOF
Item No. 97089



SHORT LINE RAILROAD
GREEN with BLACK ROOF
Item No. 97093



SHORT LINE RAILROAD
YELLOW with SILVER ROOF
Item No. 97097

TANK CAR

Suggested price: \$53.00 each



BUD'S CHOCOLATE SAUCE
Item No. 98088



SPECTRUM® PAINTS
Item No. 98089



NORTH STAR
Item No. 98098

HOPPER CAR

Suggested price: \$42.00 each



JUMPIN' JACK'S JELLY BEANS
Item No. 98090



KING COAL
Item No. 98091



GOLDEN NUGGET
MINING COMPANY
Item No. 98097

CABOOSE

Suggested price: \$53.00 each



SHORT LINE RAILROAD
BLUE with SILVER ROOF
Item No. 98086



SHORT LINE RAILROAD
YELLOW with BLACK ROOF
Item No. 98087



SHORT LINE RAILROAD
GREEN with BLACK ROOF
Item No. 98099



North Woods Logger

Item No. 90122 • Suggested price: \$599.00

Hauling a load of fresh-cut timber from deep in the Northern woods to the blades of a waiting sawmill is the *North Woods Logger*. The pride of the North Woods Lumber Company, our Logger features an industrial 2-6-0 Mogul with prototypical detailing. The *North Woods Logger* comes complete with a 2-6-0 Mogul steam locomotive (with operating headlight, smoke and speed-synchronized sound), tender with wood load, 20' flat car with logs, logging cabooses, 5'4" x 4'3" oval of track (14 pieces), power pack with speed controller, illustrated "Bach Man" instruction manual, and DVD-format video instructions.



The Plainsman

Item No. 90078 • Suggested price: \$475.00

Crossing the plains of the American West was a formidable task in the early days of the nation. Making the journey faster and less dangerous, pioneer wagon trains gave way to the Iron Horse in the 1860s. Our *Plainsman* set represents one of these early travelers of the West and features a Union Pacific® 4-6-0 steam locomotive (with operating headlight, smoke, and speed-synchronized sound), coal tender, stock car, bobber cabooses, 5'4" x 4'3" oval of track (14 pieces), engineer and fireman figures, power pack and speed controller, illustrated "Bach Man" instruction manual, and DVD-format video instructions.



Note: Sound system and passenger car lights (if applicable) require one 9V battery each for operation. Batteries are not included.



ELECTRIC TRAIN SETS



Speed Controller with Plug-In Wiring



DVD-Format Video Instructions



Speed Controller with Plug-In Wiring



DVD-Format Video Instructions





White Christmas® Express

Item No. 90076 • Suggested price: \$539.00

Create a festive scene under your tree with this colorful Yuletide set. With a full head of steam in the boiler, your passengers will be transported on a magical holiday adventure aboard the *White Christmas® Express*. The *White Christmas® Express* comes complete with a 4-6-0 steam locomotive (with operating headlight, smoke, and speed-synchronized sound), tender with wood load, combine with operating door and lighted interior, coach car with lighted interior, 8'2" x 4'3" oval of track (20 pieces), power pack and speed controller, illustrated "Bach Man" instruction manual, and DVD-format video instructions.



Night Before Christmas™

Item No. 90037 • Suggested price: \$495.00

Perhaps there is no other gift more fun to find under the Christmas tree than a brand new train. Delivering its promise of magic and delight is the *Night Before Christmas™* train set. The *Night Before Christmas™* comes complete with a 4-6-0 steam locomotive (with operating headlight, smoke, and speed-synchronized sound), tender with coal load, gondola, bobber caboose, and Santa figure. Also included are a 5'4" x 4'3" oval of track (14 pieces), power pack and speed controller, illustrated "Bach Man" instruction manual, and DVD-format video instructions.



Note: Sound system and passenger car lights (if applicable) require one 9V battery each for operation. Batteries are not included.



ELECTRIC TRAIN SETS



8'2" x 4'3"
Oval of Track


Speed Controller
with Plug-In Wiring


DVD-Format
Video Instructions



5'4" x 4'3"
Oval of Track


Speed Controller
with Plug-In Wiring


DVD-Format
Video Instructions



Silverado

Item No. 90050 • Suggested price: \$539.00

In the years following the Civil War, the Wild West offered hope to a recovering nation. The Comstock Lode promised much-needed wealth to help fund the reconstruction of the Union, but a railroad was needed to carry passengers and freight from remote silver mines to the boomtowns that sprang up around them. The Virginia & Truckee Railroad Company answered the call with trains like our *Silverado*. This ready-to-run electric train set comes complete with a 4-6-0 steam locomotive (with operating headlight, smoke, and speed-synchronized sound), tender with wood load, combine with operating door and lighted interior, observation car with lighted interior and drumhead, 8'2" x 4'3" oval of track (20 pieces), power pack and speed controller, illustrated "Bach Man" instruction manual, and DVD-format video instructions.



Note: Sound system and passenger car lights (if applicable) require one 9V battery each for operation. Batteries are not included.

1:20.3 2-4-2 Steam Locomotive

Performs best on 4" diameter curves or greater.

Suggested price: \$419.00 each

Baldwin built the 2-4-2 for domestic use as well as export around the world. Our updated DCC-ready model has a socket and factory-installed speaker to let you add the plug-in 8-pin DCC decoder and sound module of your choice.

Features include:

- ready for decoder installation of your choice
- sound ready with factory-installed speaker
- operating headlight per prototype
- metal gearbox
- metal bearings
- all-metal wheels



PAINTED, UNLETTERED - BLACK
Item No. 91197



ELECTRIC TRAIN SETS AND STEAM LOCOMOTIVES



**8'2" x 4'3"
Oval of Track**

**Speed Controller
with Plug-In Wiring**

**DVD Format
Video Instructions**

1:20.3 2-4-2 Steam Locomotive (continued)



PAINTED, UNLETTERED - BLACK with RED
WINDOWS and WHITE PINSTRIPES
Item No. 91198



PAINTED, UNLETTERED - GREEN & BLACK with
WHITE PINSTRIPES
Item No. 91199



The "Annie" is Equipped with Metal Gears and an Updated Lead Truck!
Anniversary Edition 4-6-0 Steam Locomotive

Performs best on 4" diameter curves or greater.

Suggested price: 475.00 each

Since introducing the *Big Haulers*® line in 1987, we have continued to offer advancements and new directions for Large Scale model railroading. With many improvements over the years and its operating headlight, smoke, and speed-synchronized sound (9v battery required for sound operation; not included), the

4-6-0 has helped bring the hobby of model railroading to people around the world. Now with over 25 years of service and with more than 1 million sold, the 4-6-0 is the backbone of our Large Scale line, providing motive power to Bachmann *Big Haulers*® sets. Nicknamed the "Annie" by posters on the "Ask the Bach Man" message board at www.bachmanntrains.com, this improved anniversary edition of the 4-6-0 Steam Locomotive boasts metal gears and an updated lead truck. Combining these features with metal siderods, separate piping, and all metal handrails, this 4-6-0 is a locomotive that Mr. Baldwin & Company would be proud to call their own.



EAST BROAD TOP #10
 Item No. 91601



DENVER & RIO GRANDE WESTERN™ #178
 (Bumble Bee)
 Item No. 91602




RIO GRANDE SOUTHERN™ #25
 Item No. 91603





Anniversary Edition 4-6-0 Steam Locomotive


(continued)




SOUTH PACIFIC COAST #22
Item No. 91604



DENVER & RIO GRANDE™ #10
Item No. 91605



ET & WNC #11
Item No. 91606



PAINTED, UNLETTERED - BLACK
Item No. 91607



1:29 Peter Witt Streetcar (DCC Ready)

Performs best on 4' diameter curves or greater.

Suggested price: \$429.00 each

Features include:

- DCC ready with factory-installed 21-pin and 8-pin sockets for DCC decoder installation of your choice
- can be operated on track power or overhead wire (trolley wheel compatible with LGB overhead wire)
- sound ready with factory-installed speaker
- two precision can motors
- LED headlight and rear stop light
- interior lighting
- manually operated front and rear bi-fold doors
- painted interior with seats
- photo-etched brass safety screen per prototype



BALTIMORE TRANSIT CO.
Item No. 91701



LOS ANGELES RAILWAY
Item No. 91702



TORONTO
Item No. 91703



CHICAGO SURFACE LINES
Item No. 91704

Streetcar

Performs best on 4' diameter curves or greater.

Item No. 93938 • Suggested price: \$205.00



**OPEN STREETCAR
UNITED TRACTION #504**
*With motorman and conductor figures,
interior lighting, diode directional
headlights, and flip-over seats.*



ROLLING STOCK



JACKSON SHARP PASSENGER CAR with TRACK-POWERED LIGHTING

Ride in style! This classic passenger car features track-powered interior lighting and metal handrails.



COACH
PAINTED, UNLETTERED - OLIVE with GOLD LINING
Item No. 89399 • Suggested price: \$135.00

ANIMATED STOCK CAR

price to be announced

Enjoy the fun action as four horses' or cows' heads peek back and forth through windows as car moves around the track.



D&RG™ with HORSES
Item No. 98701



CB&Q with CATTLE
Item No. 98702



TANK CAR

Suggested price: \$110.00 each



ZEROLENE
Item No. 93401
(On30 model shown for illustrative purposes)



CONOCO
Item No. 93402
(On30 model shown for illustrative purposes)



TEXACO
Item No. 93432



GRAMPS
Item No. 93445



DURANGO & SILVERTON #0474
"FIRE SUPPRESSION"
Item No. 93471



ROLLING STOCK



REEFER

Suggested price: \$105.00 each



GOLDEN EAGLE ORANGES
Item No. 93203



ROHRBACH BREWING
Item No. 93204
(O gauge model shown for illustrative purposes)



BERKSHIRE BREWING COMPANY - GOLDEN SPIKE
Item No. 93265



DAIRYMEN'S LEAGUE
Item No. 93266
(On30 model shown for illustrative purposes)



All Bachmann Large Scale rolling stock is equipped with metal wheels



BOX CAR

Suggested price: \$105.00 each



D&RGW™
Item No. 93301



MINERAL RED - DATA ONLY
Item No. 93302



HOPPER

Suggested price: \$105.00 each



EAST BROAD TOP
Item No. 98203



OXIDE RED - DATA ONLY
Item No. 98206



CHRISTMAS
Item No. 98278





1:20.3 LARGE SCALE LOG SKIDDERS




NON-OPERATING LOG SKIDDER
Item No. 92699 • Suggested price: \$79.00



NON-OPERATING LOG SKIDDER and CRATE on 20' LOG CAR
Item No. 95699 • Suggested price: \$149.00

LOG CARS

Suggested price: \$99.00 each



FLAT CAR with LOGS
(painted, unlettered)
Item No. 98470



SKELETON LOG CAR with LOGS
(painted, unlettered)
Item No. 98490

1:20.3 SCALE ORE CARS

Suggested price: \$79.00 each

These side-dump cars feature metal underframes and are packed one to a box.



SIDE-DUMP CAR - BROWN
Item No. 92502



SIDE-DUMP CAR - BLACK
Item No. 92503



V-DUMP CAR
Item No. 92504



ROLLING STOCK AND STEEL ALLOY TRACK



BOBBER CABOOSE

Suggested price: \$80.00 each



DENVER & RIO GRANDE™
Item No. 93106



ET & WNC
Item No. 93120

EIGHT-WHEEL CABOOSE with CENTER CUPOLA & INTERIOR

Suggested price: \$139.00



EAST BROAD TOP
Item No. 93827


STEEL ALLOY TRACK *(for indoor use only)*



MANUAL TURNOUT - LEFT
Item No. 94351
Suggested price: \$55.00



MANUAL TURNOUT - RIGHT
Item No. 94352
Suggested price: \$55.00



90 DEGREE CROSSING
Item No. 94358 • Suggested price: \$65.00


To build a "figure 8" using the 90 degree crossing shown above, the following track sections are required:
4 straight sections - Item No. 94511,
and 18 curved sections - Item No. 94501.



TRACK BY THE BOX

Item No. 94501 **4' DIAMETER CURVE** (4 pieces per box) \$44.00
Item No. 94511 **1' STRAIGHT** (4 pieces per box) \$44.00

Suggested price:



TRACK BY THE CARTON

Item No. 94601 **4' DIAMETER CURVE** (50 pieces per carton) \$355.00
Item No. 94611 **1' STRAIGHT** (50 pieces per carton) \$355.00

Suggested price:




BRASS TRACK AND ACCESSORIES




UNIVERSAL BRASS TRACK (for indoor and outdoor use)

Code 332. Plastic ties made with ultraviolet stabilizer to preserve them in heat and sunlight.




1' STRAIGHT
(12 per box)

Item No. 94651 • Suggested price: \$169.00



3' STRAIGHT
(12 per box)

Item No. 94652 • Suggested price: \$429.00



5' STRAIGHT
(6 per box)

Item No. 94660 • Suggested price: \$355.00



4' DIAMETER CURVE
(12 per box; makes a 4' diameter circle)

Item No. 94653 • Suggested price: \$169.00




5' DIAMETER CURVE
(12 per box; makes a 5' diameter circle)

Item No. 94654 • Suggested price: \$229.00




8' DIAMETER CURVE
(16 per box; makes an 8' diameter circle)

Item No. 94655 • Suggested price: \$345.00



**30 DEGREE 4' DIAMETER
TURNOUT - RIGHT**

Item No. 94658 • Suggested price: \$55.00



**30 DEGREE 4' DIAMETER
TURNOUT - LEFT**

Item No. 94659 • Suggested price: \$55.00



MANUAL TURNOUT SWITCH STAND
Item No. 94648 • Suggested price: \$17.00

STAINLESS STEEL HEX SCREWS

(25 per bag)
Item No. 94656
Suggested price: \$9.50



BRASS RAIL JOINERS

(24 per bag)
Item No. 94657
Suggested price: \$19.00



POWER CONNECTOR

Item No. 94662 • Suggested price: \$15.75

- connects power to all Code 332 track with screw clamps
- for indoor and outdoor use





METAL WHEEL SETS
(4 per card)

Suggested price: \$29.00 each



LARGE
31.0 mm
Item No. 92421



SMALL
24.5 mm
Item No. 92422

LARGE SCALE E-Z RIDERS™




with BALL-BEARING ROLLERS
(full electrical pick-up; 4 per pack)
Item No. 92423
Suggested price: \$84.00



without ball-bearing rollers
(full electrical pick-up; 4 per pack)
Item No. 92424
Suggested price: \$44.00

OPERATING CROSSING GATE

Item No. 96214 • Suggested price: \$75.00





ACCESSORIES



TEN-PIECE TRESTLE SET

Item No. 96221 • Suggested price: \$36.00



BUMPERS

(2 per box)

Item No. 94690 • Suggested price: \$28.00

FIGURES

Suggested price: \$11.50 each



CONDUCTOR

STATION AGENT with HAT & COAT

FIREMAN with SHOVEL

CONDUCTOR with BLUE UNIFORM

Item No. 92311

Item No. 92313

Item No. 92316

Item No. 92333



KNUCKLE COUPLERS

ONE PAIR • Item No. 92419 • Suggested price: \$9.75

SIX PAIRS • Item No. 92420 • Suggested price: \$33.00



TRACK TOOLS

Item No. 92411 • Suggested price: \$11.50



ACCESSORIES

Suggested price: \$11.50 each

TWO CHICKEN CRATES

SIX MILK CANS (two styles)

FOUR BARRELS

ONE TRUNK

ONE HAND TRUCK

Item No. 92412

Item No. 92413

Item No. 92416

Item No. 92417

Item No. 92418



HO SCALE RESIN BUILDINGS



HO ROADSIDE U.S.A.® BUILDINGS

Take a fun trip along America's back roads with Roadside U.S.A.® buildings! Resin construction.



(Scenery elements not included.)



HO SCALE AIRPLANE GAS STATION
(6 1/8" W x 6 3/4" D x 2" H)
Item No. 35201 • Suggested price: \$83.00



HO SCALE COFFEE POT
(2 7/8" W x 3 3/8" D x 3 1/2" H)
Item No. 35202 • Suggested price: \$52.00



HO SCALE ICE CREAM STAND
(2 1/2" W x 4" D x 3" H)
Item No. 35203 • Suggested price: \$52.00



HO SCALE SOMBRERO RESTAURANT
(5 7/8" W x 5 7/8" D x 4" H)
Item No. 35204 • Suggested price: \$52.00



HO SCALE TEEPEE HOTEL
(includes two teepees and arrow)
Teepees (each) 3 1/4" W x 3 1/2" D x 4" H
Arrow 1 1/4" W x 4" D x 6 1/2" H
Item No. 35205 • Suggested price: \$83.00



HO SCALE HOT DOG STAND
(4 3/8" W x 2" D x 1 7/8" H)
Item No. 35206 • Suggested price: \$60.00



HO SCALE FAST FOTO DRIVE-THROUGH
(4 7/8" W x 2" D x 2 1/2" H)
Item No. 35207 • Suggested price: \$66.00



HO SCALE TUT HUT SOUVENIRS
(6" W x 5 1/4" D x 3 3/4" H)
Item No. 35208 • Suggested price: \$72.00



HO SCALE SHOE HOUSE
(5 1/2" W x 2 7/8" D x 4 3/8" H)
Item No. 35209 • Suggested price: \$72.00



HO SCALE CASTLE CAR WASH
(5 1/4" W x 3" D x 4" H; not including flag)
Item No. 35210 • Suggested price: \$80.00



HO SCALE BUILDINGS



HO SCALE BUILDINGS

Add a realistic dimension to your layout with these metal or resin buildings.



HO SCALE MIXING HOPPER
(4¼" W x 2½" D x 8" H)
Item No. 35101
Suggested price: \$55.00



HO SCALE WELDED STORAGE TANK
(1½" W x 1⅞" D x 2¼" H)
Item No. 35102
Suggested price: \$17.00



HO SCALE MATERIAL CONVEYOR
(12" W x 8" D x 5½" H)
Item No. 35103 • Suggested price: \$66.00



HO SCALE INDUSTRIAL SILO
(2" W x 1½" D x 8" H)
Item No. 35104
Suggested price: \$56.00



HO SCALE RESIDENTIAL BUILDING SITE
Includes roof trusses, ladders, cinder blocks, and bricks
(5¾" W x 4½" D x 3¾" H)
Item No. 35105 • Suggested price: \$93.00



HO SCALE SECTION HOUSE
(2" W x 1½" D x 1¾" H)
Item No. 35106 • Suggested price: \$13.00



HO SCALE SITE OFFICE
(5½" W x 2½" D x 1¾" H)
Item No. 35107 • Suggested price: \$47.00



HO SCALE PORTABLE OFFICE
(4¾" W x 1¼" D x 1⅞" H)
Item No. 35108 • Suggested price: \$41.00

Note: Unless otherwise noted, accessories shown are not included with buildings.



HO SCALE BUILDINGS



HO SCALE BUILDINGS (continued)



HO SCALE PUMP STATION
(5¼" W x 3" D x 2" H)
Item No. 35109
Suggested price: \$51.00



HO SCALE FUEL STORAGE TANK
(4½" W x 3" D x 2½" H)
Item No. 35110
Suggested price: \$61.00



HO SCALE ELECTRICAL SUBSTATION
(8" W x 3" D x 3" H)
Item No. 35111
Suggested price: \$70.00



HO SCALE BRANCH LINE WATER STOP
(2¾" W x 3" D x 4½" H,
not including extended spout)
Item No. 35112 • Suggested price: \$99.00



HO SCALE FALLS JUNCTION SWITCH TOWER
(4¾" W x 2½" D x 3¾" H)
Item No. 35113 • Suggested price: \$109.00



HO SCALE CENTRAL JUNCTION SWITCH TOWER
(5¾" W x 3¼" D x 4½" H)
Item No. 35114 • Suggested price: \$99.00



HO SCALE SINGLE STALL SHED
(11¾" W x 4" D x 3¾" H)
Item No. 35115 • Suggested price: \$159.00



HO SCALE DOUBLE STALL SHED
(13" W x 6" D x 4¼" H)
Item No. 35116 • Suggested price: \$199.00

Note: Unless otherwise noted, accessories shown are not included with buildings.



HO SCALE FALSE-FRONT RESIN BUILDINGS



HO FALSE-FRONT RESIN BUILDINGS

SceneScapes® HO scale False-Front Resin Buildings have realistic details and colors to let you add space-saving buildings to your railroad.



HO SCALE UNITED TRUST BANK
(6⁷/₈" W x 1¹/₈" D x 4¹/₂" H)
Item No. 35001 • Suggested price: \$66.00



HO SCALE WINDSOR HOTEL
(6³/₈" W x 1¹/₂" D x 5⁷/₈" H)
Item No. 35002 • Suggested price: \$77.00



HO SCALE FOUR-STORY PARKING GARAGE
Includes photo background of garage interior
(12" W x 3⁷/₈" D x 6¹/₂" H)
Item No. 35003 • Suggested price: \$125.00



HO SCALE REGAL CINEMA
(6¹/₈" W x 2" D x 7⁷/₈" H)
Item No. 35004 • Suggested price: \$92.00



HO SCALE HOBBY STORE
Includes photo background of shop interior
(7⁷/₈" W x 1¹/₈" D x 3⁷/₈" H)
Item No. 35005 • Suggested price: \$70.00



HO SCALE INDUSTRIAL SUPPLY WAREHOUSE
Bay 2 and 4 metal roller doors supplied as separate parts
(10³/₄" W x 2¹/₄" D x 5⁷/₈" H)
Item No. 35006 • Suggested price: \$77.00



HO SCALE MERCHANTS HALL
(10" W x 3⁴/₈" D x 4³/₄" H)
Item No. 35007 • Suggested price: \$52.00



HO SCALE THREE-STORY WAREHOUSE
(8³/₄" W x 2" D x 7" H)
Item No. 35008 • Suggested price: \$71.00

Note: Unless otherwise noted, accessories shown are not included with buildings.



N SCALE RESIN BUILDINGS



N SCALE ROADSIDE U.S.A.® RESIN BUILDINGS

Take a fun trip along America's back roads with Roadside U.S.A.® buildings! Resin construction.



(Scenery elements not included.)



N SCALE AIRPLANE GAS STATION
 (3¼" W x 3¾" D x 1" H)
 Item No. 35251 • Suggested price: \$69.00



N SCALE COFFEE POT
 (1¾" W x 1½" D x 1½" H)
 Item No. 35252 • Suggested price: \$32.00



N SCALE ICE CREAM STAND
 (1½" W x 2½" D x 1½" H)
 Item No. 35253 • Suggested price: \$32.00



N SCALE SOMBRERO RESTAURANT
 (3½" W x 3½" D x 2½" H)
 Item No. 35254 • Suggested price: \$52.00



N SCALE TEEPEE HOTEL
(includes two Teepees and Arrow; Teepees each 1¾" W x 1½" D x 2" H; Arrow ¾" W x 2" D x 3¾" H)
 Item No. 35255 • Suggested price: \$43.00

N SCALE FALSE-FRONT RESIN BUILDINGS

SceneScapes® N scale False-Front Resin Buildings have realistic details and colors to let you add space-saving buildings to your railroad.



N SCALE THREE-STORY WAREHOUSE
 (4¼" W x 1" D x 3¼" H)
 Item No. 35051 • Suggested price: \$41.00



N SCALE FARMFRESH DAIRY
 (3½" W x ½" D x 1¾" H)
 Item No. 35052 • Suggested price: \$41.00



N SCALE FOUR-STORY PARKING GARAGE
 (6¼" W x 1½" D x 3½" H)
 Item No. 35053 • Suggested price: \$82.00



N SCALE REGAL CINEMA
 (3" W x 1" D x 3½" H)
 Item No. 35054 • Suggested price: \$49.00



N SCALE HOBBY STORE
 Includes photo background of shop interior
 (3¾" W x ¾" D x 1½" H)
 Item No. 35055 • Suggested price: \$44.00



N SCALE MERCHANTS HALL
 (4¾" W x ½" D x 2¾" H)
 Item No. 35056 • Suggested price: \$39.00



MINIATURE FIGURES



HO FIGURE SETS

Suggested price: \$11.50 each



WAITING PASSENGERS
Item No. 42330



STANDING FIGURES
Item No. 42332



TRAIN CREW
Item No. 42333



WORK CREW
Item No. 42334



OLD WEST FIGURES
Item No. 42335



PEOPLE AT LEISURE
Item No. 42339



TRAIN WORK CREW
Item No. 42341



SITTING PASSENGERS
Item No. 42342



HO and O MINIATURE FIGURES



CITY PEOPLE with MOTORCYCLE

HO Scale • Item No. 33101 • Suggested price: \$12.00

O Scale • Item No. 33151 • Suggested price: \$16.50



COWS - BROWN & WHITE

HO Scale • Item No. 33102 • Suggested price: \$12.00

O Scale • Item No. 33152 • Suggested price: \$16.50



COWS - BLACK & WHITE

HO Scale • Item No. 33103 • Suggested price: \$12.00

O Scale • Item No. 33153 • Suggested price: \$16.50



POLICE SQUAD

HO Scale • Item No. 33104 • Suggested price: \$12.00

O Scale • Item No. 33154 • Suggested price: \$16.50



CONSTRUCTION WORKERS

HO Scale • Item No. 33105 • Suggested price: \$12.00

O Scale • Item No. 33155 • Suggested price: \$16.50



MAINTENANCE WORKERS

HO Scale • Item No. 33106 • Suggested price: \$12.00

O Scale • Item No. 33156 • Suggested price: \$16.50



CATS with GARBAGE CAN

HO Scale • Item No. 33107 • Suggested price: \$12.00

O Scale • Item No. 33157 • Suggested price: \$16.50



DOGS with FIRE HYDRANT

HO Scale • Item No. 33108 • Suggested price: \$12.00

O Scale • Item No. 33158 • Suggested price: \$16.50



MINIATURE FIGURES AND GRASS MATS



HO and O MINIATURE FIGURES (continued)



STROLLING PEOPLE

HO Scale • Item No. 33109
Suggested price: \$12.00
O Scale • Item No. 33159
Suggested price: \$16.50



STANDING PLATFORM PASSENGERS

HO Scale • Item No. 33110
Suggested price: \$12.00
O Scale • Item No. 33160
Suggested price: \$16.50



SEATED PLATFORM PASSENGERS

HO Scale • Item No. 33111
Suggested price: \$12.00
O Scale • Item No. 33161
Suggested price: \$16.50



BUSINESSMEN

HO Scale • Item No. 33112
Suggested price: \$12.00
O Scale • Item No. 33162
Suggested price: \$16.50



MECHANICS

HO Scale • Item No. 33113
Suggested price: \$12.00
O Scale • Item No. 33163
Suggested price: \$16.50





BUILDING SITE ACCESSORIES

HO Scale • Item No. 33114
Suggested price: \$12.00
O Scale • Item No. 33164
Suggested price: \$16.50

SCENESCAPES® GRASS MATS

SceneScapes® Grass Mats roll out to create an instant base for landscaping and scenery. Reusable and non-shedding with heavy-duty paper backing, these mats are for use with train layouts, model scenes, dioramas, and craft projects.



GRASS MAT - 100" x 50"
(covers 4' x 8' sheet of plywood)
Item No. 32901
Suggested price: \$29.00



GRASS MAT - 50" x 34"
(covers 4' x 2.5' sheet of plywood)
Item No. 32902
Suggested price: \$13.50



SCENESCAPES® TREES

Bring your urban or countryside railroad to life with realistic SceneScapes® trees by Bachmann. Create your own grove or blanket a hillside in dense forest with deciduous and coniferous trees offered in a variety of sizes. Though suitable for all scales, the most common size/scale association is denoted in parentheses after each description (N, HO, or O). Please note the number of trees per box may vary from the photos as shown. The number of trees contained in each box is also indicated in parentheses.

- for use with all train layouts
- realistic colors
- size assortment for added realism



3"- 4" PINE TREES (N)
(9 per box)
Item No. 32101
Suggested price: \$16.50



3"- 4" PINE TREES with SNOW (N)
(9 per box)
Item No. 32102
Suggested price: \$16.50



3"- 4" CONIFER TREES (N)
(9 per box)
Item No. 32103
Suggested price: \$16.50

5"- 6" PINE TREES (HO)
(6 per box)
Item No. 32001
Suggested price: \$15.50

5"- 6" PINE TREES with SNOW (HO)
(6 per box)
Item No. 32002
Suggested price: \$15.50

5"- 6" CONIFER TREES (HO)
(6 per box)
Item No. 32003
Suggested price: \$15.50

8"- 10" PINE TREES (O)
(3 per box)
Item No. 32201
Suggested price: \$21.50

8"- 10" PINE TREES with SNOW (O)
(3 per box)
Item No. 32202
Suggested price: \$21.50

8"- 10" CONIFER TREES (O)
(3 per box)
Item No. 32203
Suggested price: \$21.50



3"- 4" SPRUCE TREES (N)
(9 per box)
Item No. 32104
Suggested price: \$16.50



3"- 4" CEDAR TREES (N)
(9 per box)
Item No. 32105
Suggested price: \$16.50



2"- 3" DECIDUOUS TREES (N)
(4 per box)
Item No. 32106
Suggested price: \$16.50

5"- 6" SPRUCE TREES (HO)
(6 per box)
Item No. 32004
Suggested price: \$15.50

5"- 6" CEDAR TREES (HO)
(6 per box)
Item No. 32005
Suggested price: \$15.50

3"- 4" DECIDUOUS TREES (HO)
(3 per box)
Item No. 32006
Suggested price: \$16.50

8"- 10" SPRUCE TREES (O)
(3 per box)
Item No. 32204
Suggested price: \$21.50

8"- 10" CEDAR TREES (O)
(3 per box)
Item No. 32205
Suggested price: \$21.50

5.5"- 6.5" DECIDUOUS TREES (O)
(2 per box)
Item No. 32206
Suggested price: \$21.50



TREES



2"- 2.25" WALNUT TREES (N)
(4 per box)
 Item No. 32107
 Suggested price: \$16.50

2.5"- 3.5" WALNUT TREES (HO)
(3 per box)
 Item No. 32007
 Suggested price: \$16.50

5" WALNUT TREES (O)
(2 per box)
 Item No. 32207
 Suggested price: \$24.50

2.5"- 2.75" ELM TREES (N)
(4 per box)
 Item No. 32108
 Suggested price: \$16.50

3"- 4" ELM TREES (HO)
(3 per box)
 Item No. 32008
 Suggested price: \$16.50

5.5" ELM TREES (O)
(2 per box)
 Item No. 32208
 Suggested price: \$24.50

2.5"- 2.75" SYCAMORE TREES (N)
(4 per box)
 Item No. 32109
 Suggested price: \$16.50

3"- 4" SYCAMORE TREES (HO)
(3 per box)
 Item No. 32009
 Suggested price: \$16.50

8" SYCAMORE TREES (O)
(2 per box)
 Item No. 32209
 Suggested price: \$24.50

2.5"- 2.75" ASPEN TREES (N)
(4 per box)
 Item No. 32110
 Suggested price: \$16.50

3"- 4" ASPEN TREES (HO)
(3 per box)
 Item No. 32010
 Suggested price: \$16.50

8" ASPEN TREES (O)
(2 per box)
 Item No. 32210
 Suggested price: \$24.50



2.5"- 2.75" MAPLE TREES (N)
(4 per box)
 Item No. 32111
 Suggested price: \$16.50

3"- 4" MAPLE TREES (HO)
(3 per box)
 Item No. 32011
 Suggested price: \$16.50

8" MAPLE TREES (O)
(2 per box)
 Item No. 32211
 Suggested price: \$24.50

3"- 4" BLUE SPRUCE TREES (N)
(9 per box)
 Item No. 32112
 Suggested price: \$16.50

5"- 6" BLUE SPRUCE TREES (HO)
(6 per box)
 Item No. 32012
 Suggested price: \$15.50

8"- 10" BLUE SPRUCE TREES (O)
(3 per box)
 Item No. 32212
 Suggested price: \$21.50

2.25"- 2.5" OAK TREES (N)
(4 per box)
 Item No. 32113
 Suggested price: \$16.50

3"- 3.5" OAK TREES (HO)
(3 per box)
 Item No. 32013
 Suggested price: \$16.50

4.5"- 5" OAK TREES (O)
(2 per box)
 Item No. 32213
 Suggested price: \$24.50

2.25"- 2.5" WILLOW TREES (N)
(4 per box)
 Item No. 32114
 Suggested price: \$16.50

3"- 3.5" WILLOW TREES (HO)
(3 per box)
 Item No. 32014
 Suggested price: \$16.50



BULK TREES

Item No. 32153
 Item No. 32154
 Item No. 32155
 Item No. 32156
 Item No. 32157
 Item No. 32158
 Item No. 32159
 Item No. 32160

2"- 4" PINE TREES with SNOW (N) (36 per bag)
 4"- 6" PINE TREES with SNOW (HO) (24 per bag)
 2"- 4" CONIFER TREES (N) (36 per bag)
 4"- 6" CONIFER TREES (HO) (24 per bag)
 2"- 4" SPRUCE TREES (N) (36 per bag)
 4"- 6" SPRUCE TREES (HO) (24 per bag)
 2"- 4" CEDAR TREES (N) (36 per bag)
 4"- 6" CEDAR TREES (HO) (24 per bag)

Suggested price:
 \$43.00
 \$43.00
 \$43.00
 \$43.00
 \$43.00
 \$43.00
 \$43.00
 \$43.00



SCENESCAPES® WIRE FOLIAGE BRANCHES
(60 branches, 1" - 3" inches in length)

Suggested price: \$12.50 each



MEDIUM GREEN
Item No. 32644



LIGHT GREEN
Item No. 32645



DARK GREEN
Item No. 32646



SCENESCAPES® FOLIAGE FIBER
(approximately one square foot)

Suggested price: \$4.95 each



LIGHT GREEN
Item No. 32631



MEDIUM GREEN
Item No. 32632



DARK GREEN
Item No. 32633



SCENESCAPES® FOLIAGE
(approximately 30 cubic inches)

Suggested price: \$4.95 each



LIGHT GREEN - MEDIUM
Item No. 32602



MEDIUM GREEN - MEDIUM
Item No. 32605



DARK GREEN - MEDIUM
Item No. 32608



EARLY FALL - MEDIUM
Item No. 32611



LATE FALL - MEDIUM
Item No. 32614



SCENESCAPES® TURF
(approximately 60 cubic inches)

Suggested price: \$8.95 each



CONIFER GREEN - MEDIUM
Item No. 32852






LANDSCAPING AND GRAVEL



SCENESCAPES® GROUND COVER

(approximately 60 cubic inches)

Suggested price: \$8.95 each



SOIL - FINE
Item No. 32801



GOLDEN STRAW - FINE
Item No. 32804



GOLDEN STRAW - COARSE
Item No. 32805



YELLOW STRAW - FINE
Item No. 32806




YELLOW STRAW - COARSE
Item No. 32807



MOSS GREEN - FINE
Item No. 32810



MOSS GREEN - COARSE
Item No. 32811



DARK GREEN - FINE
Item No. 32812



DARK GREEN - COARSE
Item No. 32813




SCENESCAPES® TURF BLEND

(approximately 60 cubic inches)

Suggested price: \$8.95 each



EARLY FALL - MEDIUM
Item No. 32836




LATE FALL - MEDIUM
Item No. 32838



SCENESCAPES® GRAVEL

(approximately 350 grams)

Suggested price: \$4.95 each



LIGHT TAN - FINE
Item No. 32701



LIGHT TAN - MEDIUM
Item No. 32702



LIGHT TAN - COARSE
Item No. 32703



BEIGE MIX - FINE
Item No. 32728



BEIGE MIX - MEDIUM
Item No. 32729



BEIGE MIX - COARSE
Item No. 32730



WHITE MIX - FINE
Item No. 32731



WHITE MIX - MEDIUM
Item No. 32732



WHITE MIX - COARSE
Item No. 32733





E-Z Command® Dynamis® Wireless Digital Command Control System

E-Z COMMAND® DYNAMIS® WIRELESS INFRARED DCC SYSTEM

Item No. 36505 • Suggested price: \$369.00

E-Z Command® Dynamis® allows the operator total freedom by integrating two-way wireless technology into an advanced digital command control system. Using a unique toggle style joystick, both the speed and the selection of locomotives are controlled. A backlit LCD screen with graphical interface and easy-to-use menu buttons make operation and programming of up to 9,999 addresses and CVs simple and intuitive. The ten function buttons allow for one-touch operation of sound and lighting features. Turnout and accessory decoders can also be fully controlled by the Dynamis® system, giving you digital mastery of your railroad.

Features include:

- two-way wireless infrared operation
- constant digital information updates of handset commands to locomotive, and of locomotive performance back to handset
- joystick control for locomotive selection and speed
- programming on the main
- 9,999 locomotive addresses
- supports 14, 28 or 128 speed steps
- full CV programming
- easy-to-use backlit LCD screen
- control of up to 40 locomotives at any one time (up to 21 functions per locomotive)
- allows 40 consists of up to five locomotives each
- universally compatible track connection
- expandable modular design
- four AAA batteries included
- suitable for all layouts, from train sets to sophisticated railroads
- 2.3 amp power supply
- conforms to all applicable NMRA standards



Dynamis® Wireless Infrared Handset with Backlit LCD Screen



Dynamis® Command Station, including Wireless Infrared Signal Receiver





E-Z COMMAND® DYNAMIS® WIRELESS INFRARED DCC SYSTEM (continued)

E-Z COMMAND® DYNAMIS® HANDSET

Item No. 36507 • Suggested price: \$179.00

The use of additional handsets provides multiple-person operation of your railroad. Use the *E-Z Command® Dynamis®* handset with the *Dynamis® Pro Box* (Item No. 36508) to increase the number of operators on your layout. Four handsets can be used simultaneously with the *Dynamis® Pro* system.



E-Z COMMAND® DYNAMIS® PRO BOX

Item No. 36508 • Suggested price: \$509.00

Adding the *E-Z Command® Pro Box* to your *Dynamis®* DCC system delivers more versatility to your railroad. The *Dynamis® Pro Box* allows the use of three additional wireless controllers (limit 4), additional wireless receivers and the use of programming tracks to read and write CV values. All of this will transform your *Dynamis®* system into a *Dynamis® "Pro"* system.



E-Z COMMAND® DYNAMIS® WIRELESS RECEIVER

Item No. 36509 • Suggested price: \$54.00

Additional infrared receiver for use with Bachmann *E-Z Command® Dynamis® Pro Box*. Provides extended receiver coverage.





E-Z Command® Digital Command Control System

E-Z COMMAND® CONTROL CENTER

Item No. 44902 • Suggested price: \$189.00

Enjoy the fastest way to get going in DCC with our *E-Z Command®* Digital Command Control System. In partnership with Lenz Elektronik GmbH, Bachmann brings you a DCC system that is both easy to use and affordable for novice and experienced hobbyists alike. *E-Z Command®* allows modelers to digitally control speed, direction, lighting, and sound of multiple locomotives. *E-Z Command®* also streamlines the programming process with simple, main-track programming.

Features include:

- digital control of multiple locomotives in all scales (*E-Z Command®* 5 Amp Power Booster, Item No. 44910, required for O scale and Large Scale operation)
- plug-and-play compatibility with all DC and DCC systems
- digitally control speed, direction, lighting, and sound
- simple, on-track programming
- 28 speed step control
- 1 amp AC wall pack power supply
- plug-in wiring
- DVD and printed instructions



E-Z COMMAND® 1 AMP LOCOMOTIVE DECODERS



Introduce your locomotives to the digital age with our basic 1 amp decoders, offered in two wiring configurations.

- dual-mode decoder (automatic analog or DCC operation)
- compatible with NMRA-compliant DCC systems
- control speed, direction, and lighting functions (including headlight dimming)
- service mode decoder lock for changing the address on the layout
- ops mode programming
- two- or four-digit addresses
- 14, 27, 28, 128 speed steps
- basic and advanced consisting
- acceleration, deceleration, and start voltage adjustment
- instructions included



16 x 25 x 5mm *E-Z COMMAND®* DCC DECODER with WIRE HARNESS
Item No. 44913 (1 per card) • Suggested price: \$44.00
Item No. 44914 (3 per card) • Suggested price: \$125.00



16 x 25 x 5mm *E-Z COMMAND®* DCC DECODER with NMRA 8-PIN PLUG
Item No. 44915 (1 per card) • Suggested price: \$50.00
Item No. 44916 (3 per card) • Suggested price: \$136.00



9.5 x 25 x 5mm
E-Z COMMAND® DCC DECODER
with WIRE HARNESS
(1 per card)
Item No. 44925 • Suggested price: \$51.00



9.5 x 25 x 5mm
E-Z COMMAND® DCC DECODER
with NMRA 8-PIN PLUG
(1 per card)
Item No. 44926 • Suggested price: \$58.00



E-Z COMMAND® DIGITAL COMMAND CONTROL SYSTEM (continued)

DECODER-EQUIPPED HO SCALE NICKEL SILVER E-Z TRACK® TURNOUTS

These turnout include an addressable DCC decoder compatible with all NMRA-compliant DCC controllers such as the E-Z Command® DCC System. See page 114 for more information.

- Item No. 44130 E-Z COMMAND® DCC TURNOUT - LEFT (1/box)
- Item No. 44131 E-Z COMMAND® DCC TURNOUT - RIGHT (1/box)
- Item No. 44132 E-Z COMMAND® DCC #5 TURNOUT - LEFT (1/box)
- Item No. 44133 E-Z COMMAND® DCC #5 TURNOUT - RIGHT (1/box)
- Item No. 44134 E-Z COMMAND® DCC #5 WYE TURNOUT (1/box)
- Item No. 44135 E-Z COMMAND® DCC #6 TURNOUT - LEFT (1/box)
- Item No. 44136 E-Z COMMAND® DCC #6 TURNOUT - RIGHT (1/box)
- Item No. 44137 E-Z COMMAND® DCC #6 SINGLE CROSSOVER TURNOUT - LEFT (1/box)
- Item No. 44138 E-Z COMMAND® DCC #6 SINGLE CROSSOVER TURNOUT - RIGHT (1/box)
- Item No. 44139 E-Z COMMAND® DCC #4 TURNOUT - LEFT (1/box)
- Item No. 44140 E-Z COMMAND® DCC #4 TURNOUT - RIGHT (1/box)



E-Z COMMAND® WALK-AROUND COMPANION CONNECTOR PANEL (with Connector Wire)

Item No. 44908 • Suggested price: \$60.00

Used in conjunction with the E-Z Command® Walk-Around Companion (Item No. 44907), multiple connector panels let you establish a series of control points virtually anywhere on the perimeter of your layout.

- plug-in ports
- oversee railroad operations from convenient locations around your layout



E-Z COMMAND® 5 AMP POWER BOOSTER

Item No. 44910 • Suggested price: \$429.00

The E-Z Command® 5 Amp Power Booster provides extra current to the track for an increased number of DCC locomotives on your HO, N, O, or Large Scale layout. Compatible with any NMRA-compliant DCC system.



E-Z COMMAND® AUTOMATIC REVERSE LOOP MODULE

Item No. 44912 • Suggested price: \$99.00

This E-Z Command® accessory eliminates the complicated wiring previously needed to operate analog reverse-loop track layouts.

- module senses train as it moves along the loop, automatically switching polarity to allow reverse loop travel





E-Z LUBE[®], SMOKE FLUID AND POWER PACKS



INDIVIDUALLY PACKAGED LUBRICANTS

Suggested price: \$17.00 each



CONDUCTIVE CONTACT LUBE
(1 fl oz.)
Item No. 99981



GREASE
(0.5 oz.)
Item No. 99982



HEAVY GEAR OIL
(1 fl oz.)
Item No. 99983



LIGHT GEAR OIL
(1 fl oz.)
Item No. 99984

Lubricants for Model Railroad Professionals

For the best care and maintenance of metal-to-metal and other moving parts on motive power, rolling stock, and track, Bachmann has a full line of premium-grade lubricants. Four *E-Z Lube*[®] products are offered:

- light gear oil
- heavy gear oil
- heavy duty grease
- conductive contact lubricant

Each of the lubricants has a specific purpose. We recommend Bachmann's Light Gear Oil (Item No. 99984) for use on all gears, bearings, valve gears, and side rods. Our Heavy Gear Oil (Item No. 99983) lubricates for extended periods of time and should be used for larger locomotive gears only. For applications requiring heavier viscosity products, such as Large Scale trains, it is best to use heavy-duty Grease (Item No. 99982). And for superior electrical pickup, contact maintenance, and track cleaning, your choice is Conductive Contact Lube (99981).

With proper maintenance, you can extend the life and enjoyment of your railroad equipment for many, many years. We urge you to establish a sensible maintenance schedule and to use our *E-Z Lube*[®] products for professional care.



SMOKE FLUID
(4.5 fl oz.)
Item No. 00251
Suggested price: \$15.00

POWER PACKS



POWER PACK and SPEED CONTROLLER
(appropriate for N, HO, and On30 scale trains; DCC compatible)
Item No. 44212 • Suggested price: \$85.00



LARGE SCALE POWER PACK and SPEED CONTROLLER
(appropriate for Large Scale trains; not DCC compatible)
Item No. 44213 • Suggested price: \$95.00

Spectrum[®]



Ken Patterson
Set design and photography by Ken Patterson.

HO Scale • N Scale • On30 Scale • Large Scale
Now That's the Way to Run a Railroad![®]

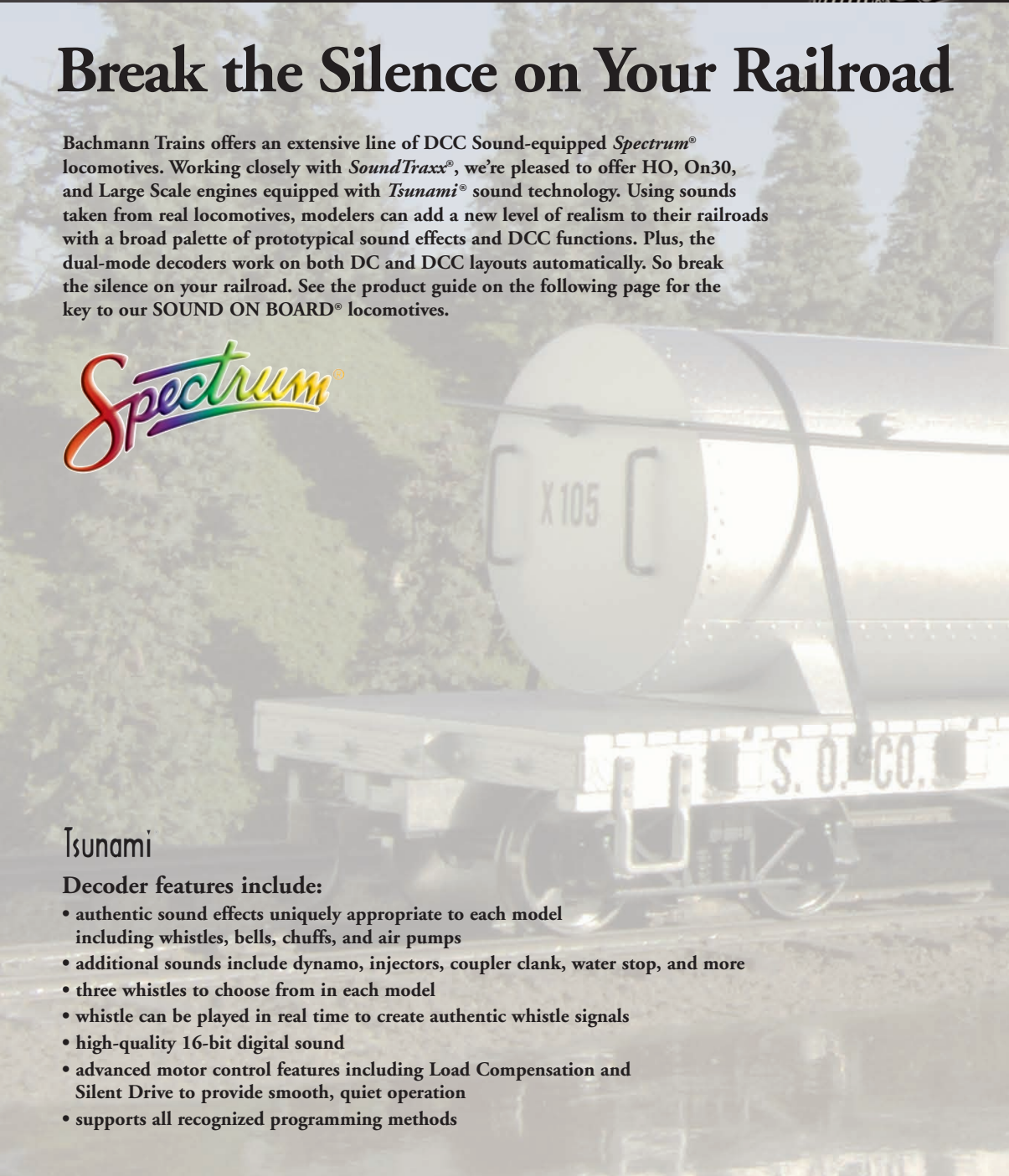


Break the Silence on Your Railroad

Bachmann Trains offers an extensive line of DCC Sound-equipped *Spectrum*[®] locomotives. Working closely with *SoundTraxx*[®], we're pleased to offer HO, On30, and Large Scale engines equipped with *Tsunami*[®] sound technology. Using sounds taken from real locomotives, modelers can add a new level of realism to their railroads with a broad palette of prototypical sound effects and DCC functions. Plus, the dual-mode decoders work on both DC and DCC layouts automatically. So break the silence on your railroad. See the product guide on the following page for the key to our SOUND ON BOARD[®] locomotives.



Spectrum[®]



Tsunami

Decoder features include:

- authentic sound effects uniquely appropriate to each model including whistles, bells, chuffs, and air pumps
- additional sounds include dynamo, injectors, coupler clank, water stop, and more
- three whistles to choose from in each model
- whistle can be played in real time to create authentic whistle signals
- high-quality 16-bit digital sound
- advanced motor control features including Load Compensation and Silent Drive to provide smooth, quiet operation
- supports all recognized programming methods



Since the introduction of our first *Spectrum*® locomotive in 1988, Bachmann has expanded the *Spectrum*® line to include motive power and rolling stock from many eras in HO, N, On30, and Large Scale. As always, the *Spectrum*® philosophy is to produce the highest-quality products at an affordable price. As we expand and vary the *Spectrum*® line, our models continue to change in order to feature the latest railroading technology. Bachmann currently produces locomotives that are DCC ready, DCC equipped, and DCC sound equipped.

Our DCC ON BOARD® motive power features dual-mode NMRA-compliant decoders for control of speed, direction, and lighting. DCC SOUND ON BOARD® motive power incorporates *SoundTraxx*® *Tsunami*® technology with a 16-bit processor that contains a unique suite of sounds including whistles, bells, chuffs, and much more. We also offer Sound-Ready DCC-Equipped locomotives with speakers that are ready for easy installation of our prototype-specific Plug-and-Play Sound Modules.

To help you distinguish among the various types *Spectrum*® products, we have included color-coded sidebars in this section of the catalog. Below is a list of the product categories and their corresponding color codes.

Spectrum **DCC ON BOARD** *Spectrum*

HO SCALE DCC ON BOARD® – Red

Spectrum **SOUND ON BOARD** *Spectrum*

HO SCALE DCC SOUND ON BOARD® – Blue

Spectrum **DCC ON BOARD** *Spectrum*

N SCALE DCC ON BOARD® - Black

Spectrum **DCC ON BOARD** *Spectrum*

On30 SCALE DCC ON BOARD® - Green

Spectrum **SOUND ON BOARD** *Spectrum*

On30 SCALE DCC SOUND ON BOARD® – Brown

Spectrum **SOUND ON BOARD** *Spectrum*

LARGE SCALE DCC SOUND ON BOARD® - Red



Acela Express® Set

Item No. 01204 • Suggested price: \$515.00

The high-speed passenger train that revolutionized rail travel comes to layouts everywhere courtesy of Bachmann Industries. As an official Amtrak licensee of the *Acela Express®* train, we're proud to present this DCC-equipped model in our award-winning *Spectrum®* line. Our *Acela Express®* features the latest in technology and tool making, and its powerful locomotive can reach scale speeds of 150 mph or more. The *Acela Express®* set comes complete with dual locomotives (one powered, one non-powered), a first class passenger car, business class passenger car, and Café Acela® car. Also included are a 22" radius, 81" x 45" nickel silver *E-Z Track®* oval, power pack and speed controller, and DVD-format video with assembly instructions.



Locomotive features:

- DCC-equipped for speed, direction, and lighting
- interior selector switch for choice between rail and pantograph operation
- die-cast gear towers and chassis
- precision motor
- working directional headlights, ditch lights, and markers
- operating doors



Acela® HHP-8

Performs best on 18" radius curves or greater.

Suggested price: \$265.00 each

Beginning regional service in 2002, high horsepower (*HHP-8*) locomotives were built to extend the range of Amtrak's fleet of high-speed passenger trains. Our HO scale model of this double-ended powerhouse is equipped with the same proven drive train found in our *Acela®* locomotive.

Features include:

- DCC-equipped for speed, direction, and lighting
- interior selector switch for choice between rail and pantograph operation
- die-cast gear towers and chassis
- precision motor
- directional headlights, ditch lights, and markers
- operating doors



HHP-8 #656
Item No. 83011

Spectrum DCC ON BOARD



Passenger Car features:

- tilting chassis to travel smoothly around curves at high speeds
- flush windows
- lighted interiors
- blackened RP25 wheels
- photo-etched, blackened brass inserts on air ducts
- finescale interior detail, including passenger seats and tables



Acela® HHP-8 (continued)



HHP-8 #651
Item No. 83012



HHP-8 #663
Item No. 83013



Spectra
DCC ON BOARD
Spectra

HO
SCALE

STEAM LOCOMOTIVES

Now with Metal Gears

50-Ton Two-Truck Climax (DCC Equipped and Sound Ready)

Performs best on 15" radius curves or greater.

Suggested price: \$399.00 each

The Class "B" two-truck locomotive, introduced by Climax in 1893, featured a horizontal boiler with slanted cylinders. The new design was an instant success and quickly became Climax's most popular model, remaining so throughout the company's history. Our new HO scale model with metal gears is DCC-equipped and ready for the addition of 16-bit *Tsunami*® plug-and-play prototypical sound. (Separate-sale Item No. 44956, 50-Ton Two-Truck Climax Plug-and-Play Sound Module, required for sound-on-board performance.)

Features include:

- DCC equipped for speed, direction, and lighting
- sound ready with factory-installed speaker
- metal gears
- die-cast construction
- all-wheel electrical pickup
- two-gearbox power train for realistic operation
- scale-speed gearing
- detailed cab interior
- LED headlight and backup light
- separately applied stack, domes, and cab
- separate detail parts, including bell, whistle, pop valves, and handrails
- *E-Z Mate*® Mark II couplers

DCC
ON BOARD



MOORE-KEPPEL & CO. #3
Item No. 80601

NEW



W.M. RITTER #4
Item No. 80602

NEW



CLIMAX
(demonstrator; illustration shown)
Item No. 80603

NEW



NEW

50-TON TWO-TRUCK CLIMAX PLUG-AND-PLAY SOUND MODULE

Item No. 44956 • Suggested price: \$125.00 each
Provides 16-bit prototypical *SoundTraxx*®
Tsunami® sound when plugged into the decoder
inside Bachmann HO 50-Ton Two-Truck Climax.



PAINTED, UNLETTERED - BLACK
Item No. 80604

NEW

B&O EM-1 2-8-8-4 (DCC Equipped and Sound Ready)

Performs best on 22" radius curves or greater.

Suggested price: \$509.00 each



Built after World War II restrictions put a limit on new diesel locomotives, the EM-1 was the last steam locomotive class used by the B&O Railroad. This simple articulated engine provided tremendous power at high speeds, making it an ideal hauler of heavy loads through the mountains of West Virginia. The B&O president, Roy B. White, was so impressed after viewing the first one that he exclaimed, "Well, I must say, they have everything!" Bachmann follows in this tradition by presenting a feature-rich DCC-equipped B&O EM-1 2-8-8-4 model, ready for the addition of 16-bit *Tsunami*® plug-and-play prototypical sound. (Separate-sale Item No. 44951, EM-1 Plug-and-Play Sound Module, required for sound-on-board performance.)



Features include:

- DCC-equipped for speed, direction, and lighting
- sound ready with factory-installed speaker
- brass flywheel
- soft white LED headlight and backup light
- metal wheels
- ball-and-socket driveshaft
- separately applied handrails and stanchions
- three-point contacts for electrical pickup in tender
- *E-Z Mate*® Mark II couplers



PAINTED, UNLETTERED - EARLY SAND DOME

(large)
Item No. 80405



PAINTED, UNLETTERED - LATE SAND DOME

(small)
Item No. 80406



EM-1 PLUG-AND-PLAY SOUND MODULE

Item No. 44951

Suggested price: \$129.00

Provides prototypical 16-bit *SoundTraxx*®
Tsunami® sound when plugged into decoder
inside Bachmann HO B&O EM-1 2-8-8-4.



ALL PRODUCTS ON THESE PAGES
EQUIPPED WITH BODY-MOUNTED
E-Z MATE® MARK II COUPLERS

Spectra
DCC ON BOARD
Spectra

Baldwin Modern 4-4-0 (Sound Equipped)

Performs best on 15" radius curves or greater.

Suggested price: \$499.00 each

Because it was the most widely employed wheel arrangement in this country from the 1880s through the end of the steam era, the 4-4-0 became known as the "American." The original ornate locomotives gave way to Americans with cleaner lines, such as these Baldwin "modern" models. Bachmann has taken the modern 4-4-0 to the next level with features such as an NMRA-compliant 8-pin decoder and *SoundTraxx*® *Tsunami*® sound technology that lets you enjoy every authentic whistle, bell, chuff, clang, and more in realistic high-quality 16-bit sound.

Features include:

- DCC sound-equipped
- dual-mode NMRA-compliant decoder with 8-pin plug
- cog V-belt drive
- die-cast boiler, chassis, and frame
- operating headlight
- finescale metal detail parts including separately applied bell, whistle, domes, and piping
- detailed backhead
- painted engineer and fireman figures
- RP25 wheel contours
- *E-Z Mate*® Mark II couplers on front and rear

Decoder features include:

- authentic sound effects uniquely appropriate to each model
- three whistles to choose from in each model
- real-time whistle for creating authentic signals
- high-quality 16-bit digital sound
- advanced motor control features, including load compensation and silent drive to provide smooth, quiet operation
- supports all recognized programming methods



ALL PRODUCTS ON THESE PAGES
EQUIPPED WITH BODY-MOUNTED
E-Z MATE® MARK II COUPLERS



LOUISVILLE & NASHVILLE #144
Item No. 80127



SOUTHERN #3858
Item No. 80128



SEABOARD® #106
Item No. 80129



BALTIMORE & OHIO® #1401
Item No. 80131



Baldwin Modern 4-4-0 (DCC Equipped)

Performs best on 15" radius curves or greater.

Suggested price: \$359.00 each

Because it was the most widely employed wheel arrangement in this country from the 1880s through the end of the steam era, the 4-4-0 became known as the "American." The original ornate locomotives gave way to Americans with cleaner lines, such as these Baldwin "modern" models. Bachmann has taken the modern 4-4-0 to the next level with features such as an NMRA-compliant 8-pin DCC decoder.

Features include:

- DCC-equipped for speed, direction, and lighting
- dual-mode NMRA-compliant decoder with 8-pin plug
- cog V-belt drive
- die-cast boiler, chassis, and frame
- operating headlight
- finescale metal detail parts including separately applied bell, whistle, domes, and piping
- detailed backhead
- painted engineer and fireman figures
- RP25 wheel contours
- E-Z Mate[®] Mark II couplers on front and rear



PAINTED, UNLETTERED
(black with graphite smoke box and firebox)
Item No. 80101



LOUISVILLE & NASHVILLE #7
Item No. 80102



SOUTHERN #3856
Item No. 80103



SEABOARD[®] #108
Item No. 80104



GREAT NORTHERN #121
Item No. 80105



BALTIMORE & OHIO #1400
Item No. 80106



DCC ON BOARD[®]

HO
SCALE

DIESEL LOCOMOTIVES



GE Center-Cab 45-Ton Switcher (DCC Equipped)

DCC[®]
ON BOARD

Performs best on 9" radius curves or greater.

Suggested price: \$169.00 each

Slow and steady wins the race where switchers are concerned. And with a top speed of 20 miles per hour, the early-phase center-cab *45-Tonner* couldn't be beat. Used primarily in private industry and military applications during the 1940s, many *GE 45-Tonnors* remain in service today, thanks to a simple and efficient design. Following GE's lead in creating sturdy and reliable switchers, our models will remain in service on your railroad for many years to come.

Features include:

- DCC-equipped for speed, direction, and lighting
- dual-mode NMRA-compliant decoder
- precision motor
- low-speed gearing
- eight-wheel drive
- die-cast chassis, side rods, and counterweights
- LED headlights
- RP25 wheel contours
- painted engineer figure
- designed for aftermarket sound installation
- *E-Z Mate*[®] Mark II couplers



PAINTED, UNLETTERED - YELLOW
with BLACK SAFETY STRIPES
Item No. 85201



PAINTED, UNLETTERED - RED
with YELLOW HANDRAILS
Item No. 85203



PAINTED, UNLETTERED - GREEN
with YELLOW HANDRAILS
Item No. 85204



PAINTED, UNLETTERED - YELLOW & BLACK
Item No. 85207



DCC ON BOARD[®]

Peter Witt Streetcar (DCC Equipped)

Performs best on 15" radius curves or greater.

Suggested price: \$195.00 each

While serving as Cleveland's Street Railway Commissioner, Peter Witt designed an all-steel, single-operator streetcar that distinguished itself from others of the era by its use of the center door as an exit only. Passengers could pay the waiting motorman as they boarded at the front and exit at the center of the car, an arrangement that reduced stop times, improved schedules, and increased efficiency. Though designed originally for Cleveland, the *Peter Witt Streetcar* went on to service in cities throughout the world from the 1930s until the early 1960s.

Features include:

- DCC-equipped for speed, direction, and lighting
- dual-mode NMRA-compliant decoder with 8-pin plug for DCC or DC operation
- two-position switch (underside of car) for choice of overhead wire or track pickup
- all-wheel drive
- precision motor with two flywheels
- LED headlight and stop light
- hidden drive train and electronics
- room for speaker
- die-cast frame and interior



- painted interior with seats
- photo-etched brass safety screen per prototype



PHILADELPHIA
Item No. 84609



TORONTO
Item No. 84607

Single-Truck Birney Safety Streetcar (DCC Equipped)

Performs best on 15" radius curves or greater.

Suggested price: \$209.00 each


These small, light, steel streetcars were designed for one-man operation, which made them a boon to labor-strapped cities during World War I and economical to operate during the Great Depression. Originally called "Safety Cars" to emphasize that they were safe to ride, they are better known as "Birneys" after their co-designer, Charles O. Birney.

Features include:

- DCC-equipped for speed, direction, and lighting
- designed for aftermarket sound system installation
- dual-mode NMRA-compliant decoder with 8-pin plug
- two-position switch (underside of car) for choice of overhead wire or track pickup
- precision can motor



- finescale gearing for slow-speed operation
- working trolley poles
- all-wheel drive
- detailed painted interior
- LED lighting



BALTIMORE
Item No. 80202

Spectra
DCC ON BOARD
Spectra

HO
SCALE

**MOTIVE POWER AND
ROLLING STOCK**

DCC ON BOARD®
Spectra


Maintenance of Way Vehicles

We're pleased to offer these self-propelled *Maintenance of Way* vehicles. A perfect addition to any post-steam railroad, the vehicles are available in standard safety yellow and are DCC equipped.

Features include:

- DCC-equipped for speed, direction, and lighting
- precision motor
- die-cast gravel load (per prototype)
- RP25 wheel contours

DCC
ON BOARD®



BALLAST REGULATOR (DCC-EQUIPPED)
Performs best on 15" radius curves or greater.
Item No. 87901 • Suggested price: \$137.00



BALLAST VEHICLE with CRANE (DCC-EQUIPPED)
Performs best on 15" radius curves or greater.
Item No. 87902 • Suggested price: \$137.00



380-Ton Schnabel Transformer Car (North American Style)

Performs best on 22" radius curves or greater.

Suggested price: \$329.00 each


The Schnabel car's unique design allows it to carry extremely heavy or oversized loads, such as generators and transformers for power stations, by making the load an element of the car. The two tapered lifting arms that hold the load resemble a bird's beak, which gave the car its name—*Schnabel* is from the German for "carrying-beak-wagon" (*Tragschnabelwagen*). *Schnabel* is a funny name for a seriously powerful freight car.

Features include:

- 16 sets of 125-ton roller-bearing trucks
- prototypically correct 36" metal wheels
- RP25 wheel contours
- 8 span bolsters
- detailed transformer load
- molded hydraulic lines and pumps
- 27.5" long



BLUE & BLACK with GRAY LOAD and BLACK TRUCKS
Item No. 80501



GRAY & BLACK with OXIDE LOAD and BLACK TRUCKS
Item No. 80502



ALL PRODUCTS ON THIS PAGE
EQUIPPED WITH BODY-MOUNTED
E-Z MATE® MARK II COUPLERS



RED & BLACK with GRAY LOAD and SILVER TRUCKS
Item No. 80503



Cityscenes™ Building Kits

The *Cityscenes*™ line of *Spectrum*® building kits offers a dramatic skyline for your diesel- or steam-era railroad. Two skyscrapers, a hotel, department store, variety store, bank, and bus station are all richly detailed and accurately modeled for amazing realism. Now your railroad can reach to the sky with Bachmann's *Cityscenes*™.



AMBASSADOR HOTEL
(10" W x 6 7/8" D x 10 1/2" H)

Item No. 88002 • Suggested price: \$119.00



METROPOLITAN BUILDING
(6" W x 8" D x 17 3/4" H)

Item No. 88003 • Suggested price: \$119.00



VARIETY STORE
(11 1/8" W x 7 1/2" D x 6 1/8" H)

Item No. 88004 • Suggested price: \$99.00



BUS STATION
(11 1/8" W x 7 1/4" D x 3" H)

Item No. 88005 • Suggested price: \$87.00



TRADE TOWER
(5 5/8" W x 7 5/8" D x 21 1/8" H)

Item No. 88007 • Suggested price: \$144.00



SAVINGS & LOAN
(5 1/4" W x 8 3/8" D x 10" H)

Item No. 88008 • Suggested price: \$99.00



DEPARTMENT STORE
(8 1/8" W x 6 1/8" D x 7 1/2" H)

Item No. 88006 • Suggested price: \$109.00

Note: Scenery elements not included. Measurements do not include building base, signage, fire escapes, overhangs, or ornamentation (if included with buildings). Previous modeling experience recommended.



EM-1 2-8-8-4 Locomotive (DCC-Equipped)



Performs best on 11.25" radius curves or greater.

Suggested price: \$379.00 each

An articulated engine that provided tremendous power at high speeds, the EM-1 was ideal for hauling passengers and heavy loads of coal up and down the Appalachian Mountains. Using the latest N scale technology, including a new advanced Bachmann/Lenz DCC decoder with back EMF, Bachmann has crafted a finely detailed *EM-1 2-8-8-4* worthy of its prototype. With its twin brass flywheels, all-wheel pickup, and traction tires, it is ready to ascend to new heights of modeling on your N scale layout.



Features include:

- DCC-equipped for speed, direction, and lighting
- advanced Bachmann/Lenz DCC decoder
- die-cast boiler and frame
- twin brass flywheels
- all-wheel pickup in engine and tender
- soft white LED headlight and backup light
- separately applied handrails and stanchions
- detailed backhead
- traction-tire equipped
- chemically blackened wheels
- *E-Z Mate*® Mark II couplers



BALTIMORE & OHIO® #7604
(large dome)
Item No. 80453



BALTIMORE & OHIO® #7614
(large dome)
Item No. 80454

Spectrum
DCC ON BOARD

Norfolk & Western Class J 4-8-4 Locomotive

Performs best on 11.25" radius curves or greater.

Suggested price: \$225.00 each

The Class J 4-8-4 was the last mainline steam locomotive to run in the United States. The popularity of our HO version of this model inspired us to offer this locomotive to N scale modelers.

Features include:

- die-cast boiler, underframe, and tender frame
- operating headlight
- precision motor
- separately applied detail parts and laser-cut exterior detailing
- die-cast finescale driver spokes
- dummy knuckle couplers, front and rear



NORFOLK & WESTERN CLASS J #611 (1950s - 60s)
Item No. 82153

Norfolk & Western Class J 4-8-4 Locomotive with Auxiliary Tender

Performs best on 11.25" radius curves or greater.

Suggested price: \$243.00 each


Adding an auxiliary tender to later versions of the J Class 4-8-4 allowed the locomotive to eliminate some water stops and travel greater distances more efficiently.



Have a question? You can "Ask the Bach-Man" on our message board at www.bachmanntrains.com!



RAILFAN #611 with AUXILIARY TENDER (1980s - 90s)
Item No. 82154



USRA Light 2-10-2 (DCC-Equipped)

Performs best on 11.25" radius curves or greater.

Suggested price: \$349.00 each

Also known as Santa Fe class locomotives, these brutes were typically employed in drag freight service and used throughout the United States until the late 1950s. Our N scale models are representative of the 2-10-2 as it appeared in the middle- to late-steam era.

Features include:

- DCC-equipped for speed, direction, and lighting
- die-cast boiler
- die-cast frame
- die-cast cylinders
- operating valve gear
- two sets of traction tires
- tender style per prototype (with backup lights)
- separately applied detail parts
- E-Z Mate® Mark II couplers



CHICAGO & ILLINOIS MIDLAND #600
Item No. 83352



SOUTHERN #5210
Item No. 83353



DM & IR #508
Item No. 83354



CANADIAN NATIONAL #4201
Item No. 83355



SEABOARD® #2485
Item No. 83356



KANSAS CITY SOUTHERN #220
Item No. 83357

DCC ON BOARD Spectrum



GE 70-Ton Diesel (DCC-Equipped)

Performs best on 7" radius curves or greater.

Suggested price: \$149.00 each

Promoted as "middleweight power with a heavyweight punch," the *GE 70-Ton Diesel* was an economical and efficient choice for branchline, short line, and industrial switching duties. This champ now has all its power packed into an N scale version.

Features include:

- DCC-equipped for speed, direction, and lighting
- dual-mode NMRA-compliant decoder
- 8-wheel drive
- precision can motor
- die-cast chassis
- front and rear metal cut levers
- NMRA wheel profile
- *E-Z Mate*® Mark II couplers



PAINTED, UNLETTERED - BLACK
Item No. 82051



PAINTED, UNLETTERED - YELLOW & BLACK
Item No. 82054



BETHLEHEM STEEL
Item No. 82057



PAINTED, UNLETTERED - ORANGE & CREAM
Item No. 82058



ALL PRODUCTS ON THESE PAGES
EQUIPPED WITH BODY-MOUNTED
E-Z MATE® MARK II COUPLERS

Spectra
DCC ON BOARD
Spectra



GE 44-Ton Switcher (DCC-Equipped)


Performs best on 9" radius curves or greater.

Suggested price: \$136.00 each

First built in 1940, nearly 400 of these sturdy diesels were produced by General Electric for sale around the world. At 88,000 pounds, the 44-Ton Switcher was designed specifically for one-man operation. Our exceptionally detailed DCC-equipped N scale model is able to perform on 9" radius curves, which makes it a great locomotive for tighter layouts.

Features include:

- DCC-equipped for speed, direction, and lighting
- dual-mode NMRA-compliant decoder
- eight-wheel drive
- precision motor
- LED headlights
- scale 33" wheels with NMRA wheel profile
- E-Z Mate® Mark II couplers



PAINTED, UNLETTERED - YELLOW
Item No. 81851



PAINTED, UNLETTERED - RED & YELLOW
Item No. 81852



BALTIMORE & OHIO®
Item No. 81854



NEW HAVEN
Item No. 81855



BODY-MOUNTED
E-Z MATE®
MARK II COUPLERS



DCC ON BOARD

SPECTRUM

EMC Gas Electric Doodlebug with Trailer Coach (DCC-Equipped)

Performs best on 11.25" radius curves or greater.

Suggested price: \$275.00 each



Becoming popular during the Great Depression, this self-propelled passenger car with an extra baggage section was nicknamed the "Doodlebug." It provided extremely economical commuter and branchline service well into the 1960s.

EMC Gas Electric features include:

- DCC-equipped for speed, direction, and lighting
- dual-mode NMRA-compliant decoder
- precision can motor with flywheel drive
- die-cast gear box
- one-piece die-cast chassis
- die-cast gear tower with bronze bearings
- directional headlight
- constant interior lighting
- Brill trucks
- blackened metal NMRA wheel profile
- *E-Z Mate*® Mark II couplers

Trailer coach features include:

- 72' coach with finescale details and interior
- LED constant lighting (analog and DCC operation)
- die-cast four-wheel Pullman trucks with all-wheel electrical pickup



PAINTED, UNLETTERED - PULLMAN GREEN
Item No. 81465



BALTIMORE & OHIO®
Item No. 81466



BOSTON & MAINE
Item No. 81467



MARYLAND & PENNSYLVANIA #62
Item No. 81468



SEABOARD®
Item No. 81469



NEW YORK CENTRAL®
Item No. 81470



**BODY-MOUNTED
E-Z MATE®
MARK II COUPLERS**

Spectrum
DCC ON BOARD
Spectrum



Peter Witt Streetcar (DCC-Equipped)

Performs best on 9" radius curves or greater.

Suggested price: \$185.00 each

This distinctive streetcar with its innovative exit-only center door boasts superfine detailing with realistic LED headlight and stop light.

Features include:

- DCC-equipped for speed, direction, and lighting
- dual-mode NMRA-compliant decoder
- eight-wheel drive
- precision can motor
- LED headlight and stop light
- hidden drive train and electronics
- photo-etched brass safety screen per prototype



TORONTO
Item No. 84651



CHICAGO SURFACE LINES
Item No. 84652



BROOKLYN & QUEENS TRANSIT
Item No. 84653



BALTIMORE TRANSIT CO.
Item No. 84654



LOS ANGELES RAILWAY
Item No. 84655



ST. LOUIS RAILWAYS
Item No. 84656

DCC ON BOARD Spectrum

USRA Short Tender

Suggested price: \$49.00 each

Features include:

- DCC ready with connection points for installation of 6- or 8-wire harness decoder
- die-cast frame
- drawbar compatible with many popular brands
- NMRA wheel profile



BALTIMORE & OHIO®
Item No. 89552



UNION PACIFIC®
Item No. 89553



SOUTHERN PACIFIC™
Item No. 89554

USRA Medium Tender

Suggested price: \$49.00 each

Features include:

- DCC ready with connection points for installation of 6- or 8-wire harness decoder
- die-cast frame
- drawbar compatible with many popular brands
- NMRA wheel profile



WESTERN MARYLAND®
(fireball)
Item No. 89752



MAINE CENTRAL
Item No. 89754

USRA Slope Back Tender

Suggested price: \$49.00 each

Features include:

- die-cast frame
- drawbar compatible with many popular brands
- NMRA wheel profile



NEW YORK CENTRAL®
Item No. 89652



PENNSYLVANIA
Item No. 89653



BALTIMORE & OHIO®
Item No. 89654

Yuletide Special Delivery

an E-Z Track® set with E-Z Mate® couplers

Item No. 25022 • Suggested price: \$439.00

Making an express run direct from the North Pole, the *Yuletide Special Delivery* is racing to transport its important cargo in time for the holiday festivities. With its load of Yule logs and fresh milk from the North Pole Dairy to keep the eggnog flowing, this merry train will also deliver loads of Christmas good cheer. The ready-to-run *Yuletide Special Delivery* comes complete with a 2-6-0 steam locomotive (with operating headlight) and coal tender, tank car, high-sided gondola with wood load, caboose, 56" x 38" oval of nickel silver E-Z Track®, magnetically operated E-Z Mate® couplers on all cars, power pack and speed controller, and illustrated instruction manual.



Rocky Mountain Express

an E-Z Track® set with E-Z Mate® couplers

Item No. 25020 • Suggested price: \$429.00

Incorporated in 1898, the Colorado and Southern would acquire several smaller railroads to operate in Colorado along four narrow gauge lines until highways were built that could access the rugged terrain. Our *Rocky Mountain Express* set recalls the C&S trains that climbed the scenic Colorado peaks as the essential haulers for historic towns such as Black Hawk, Silver Plume, and Gunnison. This ready-to-run train includes a 2-6-0 locomotive with operating headlight and coal tender, gondola, reefer, tank car, caboose, 56" x 38" oval of nickel silver E-Z Track®, magnetically operated E-Z Mate® couplers on all cars, power pack and speed controller, and helpful DVD video with assembly instructions.



*56" x 38"
Oval*



*56" x 38"
Oval*



ON30 — O SCALE NARROW GAUGE TRAINS THAT RUN ON HO TRACK

On30
SCALE

STEAM LOCOMOTIVES

DCC[®]
ON BOARD

2-6-6-2 Articulated Locomotive with Tender (DCC Equipped)

Performs best on 18" radius curves or greater.

Suggested price: \$460.00 each

Our On30 2-6-6-2 was the first accurately scaled and detailed model of an articulated engine in this scale. It is based on a 30-inch Baldwin Locomotive Works design and includes many optional parts so you can customize the locomotive to suit your own layout.

Locomotive features include:

- DCC-equipped for speed, direction and lighting
- dual-mode NMRA-compliant decoder with 8-pin plug
- dual flywheel drive
- die-cast twin idler gear boxes
- detailed cab with sliding windows
- detailed backhead with seat boxes
- E-Z Mat[®] Mark II couplers

Tender features include:

- operating LED backup light
- easy access to decoder
- die-cast underframe
- accurate long wheel base per prototype



GREENBRIER & BIG RUN LUMBER CO. #41
Item No. 28757



POCAHONTAS LUMBER CO. #42
Item No. 28760



MIDWEST QUARRY & MINING CO. #43
Item No. 28761



COLORADO MINING CO. #46
Item No. 28762



PAINTED, UNLETTERED - BLACK with RED & WHITE TRIM
Item No. 28798



PAINTED, UNLETTERED - BLACK
Item No. 28799





Baldwin 2-4-4-2 Articulated Locomotive with Tender

(DCC Equipped and Sound Ready)

Performs best on 18" radius curves or greater.

Suggested price: \$565.00 each

Bachmann presents a classic Baldwin design, the 2-4-4-2 articulated, in a DCC-equipped model ready for the addition of 16-bit Tsunami® plug-and-play prototypical sound. (Separate-sale Item No. 44952, 2-4-4-2 Plug-and-Play Sound Module, required for sound-on-board performance.)

Features include:

- sound ready with factory-installed speaker
- DCC-equipped for speed, direction and lighting
- dual-mode NMRA-compliant decoder
- all-gear, dual flywheel drive
- constant LED lighting
- detailed backhead
- choice of three smokestack styles included
- choice of three headlight styles included
- choice of two pilots included
- optional oil bunker included
- Walschaert valve gear
- E-Z Mate® Mark II couplers



2-4-4-2 PLUG-AND-PLAY SOUND MODULE
Item No. 44952 • Suggested price: \$129.00
Provides prototypical 16-bit SoundTraxx® Tsunami® sound when plugged inside Bachmann On30 2-4-4-2.



PAINTED, UNLETTERED with STEEL CAB - BLACK
Item No. 29001



**PAINTED, UNLETTERED with STEEL CAB
BLACK with RED WINDOWS & WHITE STRIPES**
Item No. 29002



**PAINTED, UNLETTERED with
WOOD CAB - BLACK**
Item No. 29003



**ALL PRODUCTS ON THESE PAGES
EQUIPPED WITH BODY-MOUNTED
E-Z MATE® MARK II COUPLERS**



**PAINTED, UNLETTERED with WOOD CAB
BLACK with RED WINDOWS & WHITE STRIPES**
Item No. 29004



On30
SCALE

STEAM LOCOMOTIVES

Baldwin 4-6-0 Steam Locomotive (Sound Equipped)

Performs best on 18" radius curves or greater.

Suggested price: \$539.00 each

Along with its 4-4-0 cousin, the 4-6-0 configuration was one of the most common wheel arrangements offered by locomotive manufacturers. The combination of speed and traction made 4-6-0s suitable for both freight and passenger service, and nearly every railroad used them. Our On30 locomotives are based on stock models from Baldwin's narrow gauge catalog.

Features include:

- DCC sound-equipped
- dual-mode NMRA-compliant decoder with 8-pin plug
- flywheel drive
- idler gear box
- die-cast frame, boiler, and cab
- machined, blackened wheels
- wood cab and steel cab versions
- additional die-cast detail parts
- easy-to-install options, including three headlight/backup light styles (oil, acetylene, electric), three stack styles (cap, Rushton, tapered), and three fuel loads (wood, coal, oil) included with each model
- *E-Z Mate*® Mark II couplers

Decoder features include:

- authentic sound effects uniquely appropriate to each model
- three whistles to choose from in each model
- real-time whistle for creating authentic signals
- high-quality 16-bit digital sound
- advanced motor control features, including load compensation and silent drive to provide smooth, quiet operation
- supports all recognized programming methods



**PAINTED, UNLETTERED with STEEL CAB
BLACK with RED WINDOWS & WHITE TRIM**
Item No. 28901



**PAINTED, UNLETTERED with WOOD CAB
and FLUTED DOMES - BLACK**
Item No. 28902



PAINTED, UNLETTERED with STEEL CAB - BLACK
Item No. 28903



**ET&WNC #12 with STEEL CAB
BLACK with RED WINDOWS & WHITE PINSTIPES**
Item No. 28904



**ET&WNC #14 with STEEL CAB
GREEN with GOLD LINING & RED WINDOWS**
Item No. 28905



**GREENBRIER & BIG RUN LUMBER CO. #32
with STEEL CAB**
Item No. 28906



**ALL PRODUCTS ON THESE PAGES
EQUIPPED WITH BODY-MOUNTED
E-Z MATE® MARK II COUPLERS**



Baldwin 4-6-0 Steam Locomotive (DCC Equipped)



Performs best on 18" radius curves or greater.

Suggested price: \$429.00 each

Along with its 4-4-0 cousin, the 4-6-0 configuration was one of the most common wheel arrangements offered by locomotive manufacturers. The combination of speed and traction made 4-6-0s suitable for both freight and passenger service, and nearly every railroad used them. Our On30 locomotives are based on stock models from Baldwin's narrow gauge catalog.

Features include:

- DCC-equipped for speed, direction, and lighting
- dual-mode NMRA-compliant decoder with 8-pin plug
- flywheel drive
- idler gear box
- die-cast frame, boiler, and cab
- machined, blackened wheels
- wood cab and steel cab versions
- additional die-cast detail parts
- easy-to-install options, including three headlight/backup light styles (oil, acetylene, electric), three stack styles (cap, Rushton, tapered), and three fuel loads (wood, coal, oil) included with each model
- E-Z Mate® Mark II couplers



**GREENBRIER & BIG RUN
LUMBER CO. #31 with STEEL CAB**
Item No. 28657



**ET&WNC #12 with STEEL CAB
GREEN with GOLD LINING & RED WINDOWS**
Item No. 28670



**ET&WNC #11 with STEEL CAB
BLACK with RED WINDOWS**
Item No. 28671



**PAINTED, UNLETTERED
with STEEL CAB - BLACK**
Item No. 28696



**PAINTED, UNLETTERED
with WOOD CAB and FLUTED DOMES - BLACK**
Item No. 28697



**PAINTED, UNLETTERED with
STEEL CAB - BLACK with RED WINDOWS & WHITE TRIM**
Item No. 28698

DCC ON BOARD

On30
SCALE

STEAM LOCOMOTIVES

2-6-0 Steam Locomotive and Tender

Performs best on 18" radius curves or greater.

Suggested price: \$195.00 each

Features include:

- operating headlight
- completely hidden drive train
- see-through clearance under boiler
- precision motor (with hardened carbon brushes)
- numerous metal detail parts
- finescale pilot
- sprung center axle for superior tracking performance and electrical pickup
- short-coupled tender with coal load
- E-Z Mate® Mark II couplers



DENVER & RIO GRANDE WESTERN™ #136
Item No. 25242



PAINTED, UNLETTERED – BUMBLE BEE
Item No. 25249



WHITE PASS & YUKON #56
Item No. 25250



COLORADO MINING CO. #8
Item No. 25262



Have a question? You can "Ask the Bach Man" on our message board at www.bachmantrains.com!



**ALL PRODUCTS ON THESE PAGES
EQUIPPED WITH BODY-MOUNTED
E-Z MATE® MARK II COUPLERS**



Outside Frame Modern 4-4-0 Steam Locomotive (DCC Equipped)



Performs best on 18" radius curves or greater.

Suggested price: \$399.00 each

The prototype that inspired our On30 locomotive was a later model 4-4-0 design built at the end of the steam era. Painted and striped "as delivered," modelers can customize their locomotive with their own lettering and multiple-style accessory features.

Features include:

- DCC-equipped for speed, direction, and lighting
- dual-mode NMRA-compliant decoder with 8-pin plug for DCC or DC operation
- flywheel drive
- idler gear box
- die-cast frame, boiler, and cab
- machined, blackened wheels
- additional die-cast detail parts
- three stack styles (cap, Rushton, tapered), and three fuel loads (wood, coal, oil) included with each model
- E-Z Mate® Mark II couplers



PAINTED, UNLETTERED - BLACK
(1920s Steel Cab & Foot Board Pilot)
Item No. 28321



PAINTED, UNLETTERED - BLACK with RED WINDOWS and WHITE STRIPES
(1920s Wood Cab & Foot Board Pilot)
Item No. 28322



PAINTED, UNLETTERED - RUSSIA IRON with RED WINDOWS & SILVER TRIM
(1920s Steel Cab & Road Pilot)
Item No. 28323



PAINTED, UNLETTERED - BLACK with GRAPHITE SMOKE & FIRE BOX
(1930s - 1940s Wood Cab & Road Pilot)
Item No. 28324



PAINTED, UNLETTERED - BLACK with RED WINDOWS & SILVER TRIM
(1930s - 1940s Steel Cab & Foot Board Pilot)
Item No. 28325



PAINTED, UNLETTERED - BLACK with RED WINDOWS & WHITE PINSTRIPES
(1930s - 1940s Steel Cab & Foot Board Pilot)
Item No. 28326

On30
SCALE

STEAM LOCOMOTIVES

Porter 0-4-2 Steam Locomotive (Sound Equipped)

Performs best on 18" radius curves or greater.

Suggested price: \$339.00 each

The 0-4-2's larger fuel bunker and trailing truck allowed it to travel longer distances than its "little brother," the Porter 0-4-0. They were put to work on plantation, logging, and construction roads. Bachmann is pleased to offer this popular narrow gauge steam locomotive with many premium features, including an NMRA-compliant decoder and *SoundTraxx*® *Tsunami*® sound technology so you can enjoy every authentic whistle, bell, chuff, and much more in realistic high-quality 16-bit sound.

Features include:

- DCC sound-equipped
- dual-mode NMRA-compliant decoder
- precision motor
- operating LED headlight
- die-cast boiler and frame
- completely hidden drive train
- choice of three smokestacks
- separate metal detail parts, including bell, whistle, and handrail
- separate Porter Company builder's plate
- detailed cab interior
- die-cast finescale drivers
- metal valve guides
- main axles with ball bearings
- *E-Z Mate*® Mark II couplers



Decoder features include:

- authentic sound effects uniquely appropriate to each model
- three whistles to choose from in each model
- real-time whistle for creating authentic signals
- high-quality 16-bit digital sound
- advanced motor control features, including load compensation and silent drive to provide smooth, quiet operation
- supports all recognized programming methods



TI OGA LUMBER CO. #3
Item No. 28204



CLEAR LAKE LUMBER CO. #2
Item No. 28205

Porter 0-4-0 Steam Locomotive (DCC Equipped)

Performs best on 18" radius curves or greater.

Suggested price: \$189.00 each

With a simple, compact design perfectly suited for sharp curves and rough track, the prototype of this 8-ton "teapot with character" hissed and puffed its way through the light branchlines and industrial railroads of the steam era. Bachmann is pleased to offer this popular narrow gauge locomotive with many premium features, including an NMRA-compliant decoder.

Features include:

- DCC-equipped for speed, direction, and lighting
- dual-mode NMRA-compliant decoder
- precision motor
- constant lighting LED headlight
- operating cab windows
- die-cast boiler and frame
- completely hidden drive train
- choice of three smokestacks
- separate metal detail parts, including bell, whistle, and handrail
- separate Porter Company builder's plate
- detailed cab interior with coal bunker
- die-cast finescale drivers
- metal valve guides
- main axles with ball bearings
- *E-Z Mate*® Mark II couplers



**PAINTED, UNLETTERED - BLACK
with VERTICAL CAB PANEL**
Item No. 28098



**PAINTED, UNLETTERED - BLACK
with HORIZONTAL CAB PANEL**
Item No. 28099

S28

Porter 0-4-2 Steam Locomotive (DCC Equipped)

Performs best on 18" radius curves or greater.

Suggested price: \$189.00 each

The 0-4-2's larger fuel bunker and trailing truck allowed it to travel longer distances than its "little brother," the Porter 0-4-0. They were put to work on plantation, logging, and construction roads. Bachmann is pleased to offer this popular narrow gauge steam locomotive with many premium features, including an NMRA-compliant decoder.

Features include:

- DCC-equipped for speed, direction, and lighting
- dual-mode NMRA-compliant decoder
- precision motor
- operating LED headlight
- die-cast boiler and frame
- completely hidden drive train
- choice of three smokestacks
- separate metal detail parts, including bell, whistle, and handrail
- separate Porter Company builder's plate
- detailed cab interior
- die-cast finescale drivers
- metal valve guides
- main axles with ball bearings
- E-Z Mate® Mark II couplers

DCC ON BOARD



GREENBRIER & BIG RUN LUMBER CO.
Item No. 28257



TIOGA LUMBER CO. #2
Item No. 28259



PAINTED, UNLETTERED - MAROON
Item No. 28260



PAINTED, UNLETTERED - BLACK
with MAROON & GOLD
Item No. 28261



PAINTED, UNLETTERED - BLACK
Item No. 28299



ALL PRODUCTS ON THESE PAGES
EQUIPPED WITH BODY-MOUNTED
E-Z MATE® MARK II COUPLERS

On30
SCALE

STEAM LOCOMOTIVES

14-Ton Two-Truck Stearns-Heisler (DCC Equipped and Sound Ready)

Performs best on 15" radius curves or greater.

Suggested price: \$450.00 each

The Stearns-Heisler continues our collection of geared steam locomotives along with our On30 Shay and Climax. This 14-ton two-truck locomotive was an early Heisler, manufactured from the late 1890s. This is a DCC-equipped model with all the fine detailing you expect from our *Spectrum*® line, along with 16-bit *Tsunami*® plug-and-play sound capability. (Separate-sale Item No. 44953, Stearns-Heisler Plug-and-Play Sound Module, required for sound-on-board performance.)

Features include:

- DCC-equipped for speed, direction, and lighting control
- sound ready with factory-installed speaker
- dual-mode NMRA-compliant decoder
- die-cast construction
- coreless motor
- all-gear drive
- enclosed gearbox
- heavy-duty universals
- prototypical trucks
- constant soft white LED lighting
- choice of three stacks and optional oil bunker included
- contoured wheel spokes per prototype
- blackened brass railings
- E-Z Mate® Mark II couplers



COLORADO MINING CO. #4
Item No. 28801



**PAINTED, UNLETTERED -
BLACK with WHITE PINSTRIPES
and RUNNING BOARD STRIPES**
Item No. 28803



**PAINTED, UNLETTERED -
BLACK with RED WINDOWS, WHITE RUNNING
BOARD STRIPES, and WHITE TIRES**
Item No. 28804



GREENBRIER & BIG RUN #5
Item No. 28805

DCC
ON BOARD



MIDWEST QUARRY & MINING CO. #4
Item No. 28806



**STEARNS-HEISLER PLUG-AND-PLAY
SOUND MODULE**

Item No. 44953
Suggested price: \$129.00

Provides prototypical 16-bit SoundTraxx® *Tsunami*® sound when plugged into decoder inside Bachmann On30 Stearns-Heisler.



Whitcomb 50-Ton Center-Cab Diesel (DCC Equipped and Sound Ready)

Performs best on 15" radius curves or greater.

Suggested price: \$449.00 each

Bachmann is excited to offer the 50-Ton Center-Cab Whitcomb On30 diesel locomotive. These hard workers handled duties everywhere from industrial rail yards to sugar plantations. It is a DCC-equipped model ready for the addition of 16-bit Tsunami® plug-and-play prototypical sound. (Separate-sale Item No. 44955, Whitcomb Plug-and-Play Sound Module, required for sound-on-board performance.)

Features include:

- DCC-equipped for speed, direction, and lighting
- sound-ready with factory-installed speakers
- dual-mode NMRA-compliant decoder
- die-cast construction
- soft white LED directional headlights
- precision motor
- eight-wheel drive
- dual balanced brass flywheels
- metal handrails
- photo-etched brass grilles
- metal cut levers
- detailed cab with engineer
- optional die-cast bell and horn included
- E-Z Mate® Mark II couplers



MIDWEST QUARRY
Item No. 29201



PAINTED, UNLETTERED
ORANGE and CREAM
Item No. 29202



PAINTED, UNLETTERED
YELLOW with BLACK STRIPES
Item No. 29203



PAINTED, UNLETTERED
RED with YELLOW
Item No. 29204



WHITCOMB PLUG-AND-PLAY SOUND MODULE

Item No. 44955 • Suggested price: \$129.00

Provides prototypical 16-bit SoundTraxx® Tsunami® sound when plugged inside Bachmann On30 Whitcomb Diesel.

Spectra-Train
DCC ON BOARD
Spectra-Train

On30
SCALE

MOTIVE POWER

Railbus & Trailer (DCC Equipped)

Performs best on 18" radius curves or greater.

Suggested price: \$299.00 each

Standard gauge railbuses were produced by many manufacturers, but narrow gauge versions, though offered, were rarely seen. This inspired us to follow through on a 30-inch model that never made it past the drawing board. We're pleased to bring this design to life with models of "what might have been."

Features include:

- DCC-equipped for speed, direction, and lighting
- dual-mode NMRA-compliant decoder with 8-pin plug
- prototypical four-wheel drive
- hidden precision motor
- hidden flywheel
- scale-speed gearing
- paint schemes based on period styles
- removable roof
- full interior with seats, stove, operator's controls, gauges, gearshift, and pedals
- painted engineer figure
- LED interior lights and operating LED marker lights (railbus and trailer)
- designed for aftermarket sound installation
- E-Z Mate® Mark II couplers

DCC[®]
ON BOARD



GREENBRIER & BIG RUN LUMBER CO.
Item No. 28457



POCAHONTAS LUMBER CO.
Item No. 28460



MIDWEST QUARRY & MINING CO.
Item No. 28461



**PAINTED, UNLETTERED
SILVER & BLACK**
Item No. 28499



ALL PRODUCTS ON THIS PAGE
EQUIPPED WITH BODY-MOUNTED
E-Z MATE® MARK II COUPLERS



STREETCARS AND REVERSING SET WITH TRACK



Closed Streetcar (with headlights and lighted interior)

Performs best on 15" radius curves or greater.

Suggested price: \$109.00 each



CHRISTMAS
Item No. 25127



UNITED TRACTION
Item No. 25128

Village Street Car Set - Christmas


with electronic auto-reversing nickel silver E-Z Track®

Item No. 25017 • Suggested price: \$275.00

Our Village Street Car Set features an electronic auto-reversing E-Z Track® system that's the perfect solution for point-to-point passenger transit on your layout. With a variable speed controller to determine the rate of travel, you can enjoy the ride while your town or city comes to life!

Features include:

- street car with headlights and lighted interior
- variable speed control
- 4 pieces of 18" radius curved, auto-reversing E-Z Track®
- 3 pieces of 9" straight, auto-reversing E-Z Track®
- 1 piece of straight E-Z Track® with attached station house
- 1 Hayes bumper
- illustrated instruction manual



ELECTRONIC AUTO-REVERSING NICKEL SILVER E-Z TRACK®

Suggested price: See E-Z Track® listings in the standard line HO section of this catalog.

You can expand your auto-reversing train set or track system with Electronic Auto-Reversing Nickel Silver E-Z Track® sections. Available in 9-inch straight or 18-inch radius curved sections, this electronically equipped track is specifically designed for the open-end track configuration of our auto-reversing track system, allowing you to go virtually anywhere in your layout.



AUTO-REVERSING 9" STRAIGHT
(4 per card)
Item No. 44548



AUTO-REVERSING 18" RADIUS CURVED
(4 per card)
Item No. 44549

Note: this track will not operate as reversing track unless it is used in conjunction with train set numbers 00401, 00402, 25016, 25017, or with our auto-reversing track system, Item No. 44547



Two-Door Baggage Car (with lighted interior)

Suggested price: \$75.00



UNLETTERED - BURGUNDY & BLACK
Item No. 26498




ALL PRODUCTS ON THESE PAGES
EQUIPPED WITH BODY-MOUNTED
E-Z MATE® MARK II COUPLERS

Convertible Coach/Observation Car (with lighted interior)

Suggested price: \$71.00 each

Observation railing is included with each car so you can easily convert from Coach to Observation, if desired.



PAINTED, UNLETTERED
BURGUNDY with GOLD LINING
Item No. 26201



PAINTED, UNLETTERED
OLIVE with GOLD LINING
Item No. 26202

Box Car

Suggested price: \$59.00 each



OXIDE RED - DATA ONLY
Item No. 27097



MINERAL RED - DATA ONLY
Item No. 27098

Gondola

Suggested price: \$47.00 each



OXIDE RED - DATA ONLY
Item No. 27297



BLACK - DATA ONLY
Item No. 27298

Billboard Reefer

Suggested price: \$78.00 each



DAIRYMEN'S LEAGUE
Item No. 27401



A. C. DOLE & SON DAIRY
Item No. 27402



PIONEER VALLEY HAM & BACON
Item No. 27403



RIVERSIDE MILK DAIRY
Item No. 27404

On30
SCALE

ROLLING STOCK

Tank Car

Suggested price: \$59.00 each



DURANGO & SILVERTON #0474 "FIRE SUPPRESSION"
Item No. 27122



STANDARD OIL
Item No. 27131



PAINTED, UNLETTERED - SILVER
Item No. 27198

Logging and Mining Cars (three cars per box)

These cars feature die-cast frames and are packed three to a box.



SKELETON LOG CARS with RESIN LOGS
(three cars per box)
 Item No. 27391 • Suggested price: \$136.00



WOOD SIDE-DUMP CARS
OXIDE RED
(three cars per box)
 Item No. 29801 • Suggested price: \$109.00



V-DUMP CARS
(three cars per box)
 Item No. 29802 • Suggested price: \$109.00

NEW

WOOD SIDE-DUMP CARS
GREEN
(three cars per box; not shown)
 Item No. 29804 • Suggested price: \$109.00



ALL PRODUCTS ON THESE PAGES
EQUIPPED WITH BODY-MOUNTED
E-Z MATE® MARK II COUPLERS





18' Freight Cars (2 per box)

Finely detailed from the proportioned brake wheel to the individual handrails, Bachmann is proud to offer this line of shorter, 18' Freight Cars. They also feature brake shoes, *E-Z Mate*® Mark II couplers, and metal wheels. Packed two to the box, these 18' cars will go a long way to adding new interest to your On30 freight line.



BOX CAR – OXIDE RED, DATA ONLY
(includes second set of doors)
Item No. 26501 • Suggested price: \$119.00



Second door style



FLAT CAR – OXIDE RED, DATA ONLY
Item No. 26511 • Suggested price: \$86.00



TANK CAR – SILVER, DATA ONLY
Item No. 26521 • Suggested price: \$119.00



TANK CAR – BLACK, DATA ONLY
Item No. 26522 • Suggested price: \$119.00

Caboose (with lighted interior)

Suggested price: \$71.00



MIDWEST QUARRY & MINING COMPANY #7
Item No. 27761

18' Freight Cars (2 per box; continued)



LOW-SIDE GONDOLA – OXIDE RED, DATA ONLY
Item No. 26531 • Suggested price: \$86.00




HIGH-SIDE GONDOLA – OXIDE RED, DATA ONLY
Item No. 26541 • Suggested price: \$99.00



BOX CAR with MURPHY ROOF and BLACK TRUCKS
OXIDE RED, DATA ONLY
(includes second set of doors and 2 optional roofwalk extensions)
Item No. 26552 • Suggested price: \$119.00



Second door style



Roofwalk extensions



ALL PRODUCTS ON THESE PAGES
EQUIPPED WITH BODY-MOUNTED
E-Z MATE® MARK II COUPLERS

Wood Side-Door Caboose (with lighted interior)

Suggested price: \$92.00



Have a question? You can
"Ask the Bach-Man" on
our message board at
www.bachmanntrains.com!



PAINTED, UNLETTERED - YELLOW & BLACK
Item No. 26799



Complete Trucks with Wheels



ARCH BAR FREIGHT TRUCKS
Item No. 29901
Suggested price: \$19.50 per pair



DIE-CAST PASSENGER TRUCKS
Item No. 29902
Suggested price: \$19.50 per pair



**LONG WHEELBASE
ARCH BAR FREIGHT TRUCKS**
Item No. 29903
Suggested price: \$23.00 per pair



**LOW FRAME 4"1"
ARCH BAR FREIGHT TRUCKS**
Item No. 29904
Suggested price: \$23.00 per pair



VULCAN FREIGHT TRUCKS
Item No. 29905
Suggested price: \$19.50 per pair


Accessories



LOG SKIDDER
(non-operating; 1 per box)
Item No. 27301 • Suggested price: \$43.00



FREIGHT CAR UNDERFRAME - BLACK
(3 per pack)
Item No. 29906 • Suggested price: \$28.00



FREIGHT CAR UNDERFRAME - OXIDE RED
(3 per pack)
Item No. 29907 • Suggested price: \$28.00



**2-6-0 PILOTS with OPERATING
MAGNETIC COUPLERS**
(2 per pack)
Item No. 29908 • Suggested price: \$17.50



1:20.3 2-6-0 Locomotive (DCC and Sound Ready)

Performs best on 4' diameter curves or greater.

Suggested price: \$1250.00 each

Features include:

- advanced nonproprietary plug-and-play electronic printed circuit board to accommodate the control systems of your choice, including DC power, NMRA/NEM DCC, and/or RC operation
- choose track or battery power pickup, operation according to NMRA or Large Scale railroading practices, and motor power on/off
- factory-installed speaker, with wire pigtail, for easy installation of optional aftermarket sound system
- LED headlight
- smoke generator with on-off switch
- load-synchronized LEDs in firebox and ashpan for realistic fire glow
- precision motor
- metal frame
- complete backhead detail
- fully operational Stephenson valve gear with operating piston valves, Johnson bar, and linkage
- numerous separate detail parts
- metal handrails and piping
- prototypical sprung axle bearings
- chemically blackened, machined metal wheels



EUREKA & PALISADE
(Reveille; illustration shown)
Item No. 81487



DENVER & RIO GRANDE™
(Raton; illustration shown)
Item No. 81488



GRIZZLY FLATS
(Emma Nevada; illustration shown)
Item No. 81489

1:20.3 55-Ton Three-Truck Shay

Performs best on 8' diameter curves or greater.

Suggested price: \$1399.00 each

Inspired by a classic Lima steel cab design (circa 1908 – 1915), this Shay was created through extensive research and our continued commitment to 1:20.3 finescale railroading.

Features include:

- DCC ready with factory-installed 8-pin socket for DCC decoder installation of your choice
- die-cast power blocks and gear boxes
- all-wheel drive
- steel cab with detailed interior
- numerous detail parts
- operating headlight and backup light
- operating smoke unit
- three-position polarity switch for conformance to NMRRA standards or large scale model railroading practices, and a center/off position



OREGON LUMBER COMPANY #110
Item No. 82494



MEADOW RIVER LUMBER COMPANY #7
Item No. 82496

1:20.3 55-Ton Three-Truck Shay (continued)



PAINTED, UNLETTERED – BLACK with RED & WHITE TRIM
Item No. 82498



PAINTED, UNLETTERED – BLACK
Item No. 82499

Shay Power Trucks with Die-Cast Power Blocks

Suggested price: \$369.00

We're happy to offer updated technology for an old favorite in the *Spectrum*® line with backward-compatible *Shay Power Trucks*. Die-cast power blocks and improved pickup make this a "must have" item for Large Scale Shay modelers and kitbashers.



SHAY POWER TRUCKS – 1 PAIR
(with die-cast power blocks)
Item No. 88999

Large
SCALE

STEAM LOCOMOTIVES

1:20.3 Two-Truck Climax (Sound Equipped)

Performs best on 4' diameter curves or greater.

Suggested price: \$1599.00 each



The Class "B" two-truck locomotive, introduced by Climax in 1893, featured a horizontal boiler with slanted cylinders. The new design was an instant success and quickly became Climax's most popular model, remaining so throughout the company's history. Bachmann is proud to present this Climax model with *SoundTraxx*® Tsunami® sound technology that allows you to enjoy every authentic whistle, bell, chuff, and much more in realistic high-quality 16-bit sound.

Features include:

- DCC sound-equipped
- nonproprietary plug-and-play electronics interface to accommodate the control system of your choice, including DC, NMRA DCC, and radio control/battery operation
- choose track or battery power pickup, operation according to NMRA or Large Scale railroading practices, motor power on/off, and DCC or DC operation of cab lights, firebox flicker, and ash pan glow with a center "off" position
- switch behind the smoke box door with center "off" position to choose either DCC or DC operation of the smoke unit
- optical sensors in the locomotive that give you the option of adjusting the timing and count of steam chuffs
- realistic firebox flicker and ash pan glow
- electrical pickup on all wheels
- precision-balanced can motor
- super-detailed power trucks with accurate sideframes, brake beams, brake hangers, brake shoes, and distinctive Climax spoked drivers
- die-cast metal I beam frames and motor mounts
- prototypically correct operating Johnson bar and inside Stephenson valve gear
- constant lighting of the LED headlight and cab light
- numerous prototype details including blackened metal handrails and coupler lift bars; air pump; accurately scaled sand lines and additional piping; brass bell, pop valves, and whistle; electric generator; and scale rivet detail
- choice of three smokestack styles
- locomotive cab with operating doors, windows and roof hatch, authentically detailed with globe valves, water sight glass, gauges, throttle, air brake stand, reversing (Johnson) bar, and piping
- choice of coal or oil fuel load



CLEAR LAKE LUMBER CO. #7
Item No. 86093

Decoder features include:

- authentic sound effects uniquely appropriate to each model
- three whistles to choose from in each model
- real-time whistle for creating authentic signals
- high-quality 16-bit digital sound
- advanced motor control features, including load compensation and silent drive to provide smooth, quiet operation
- supports all recognized programming methods



ELK RIVER COAL & LUMBER CO. #4
Item No. 86094



1:20.3 Two-Truck Climax (Sound Equipped) (continued)



CLIMAX #3
(demonstrator)
Item No. 86095



BAYSIDE LUMBER CO. #4
Item No. 86096



PAINTED, UNLETTERED - BLACK with
WHITE RUNNING BOARD STRIPING
Item No. 86097



PAINTED, UNLETTERED - BLACK with RED WINDOWS,
WHITE PINSTRIPING, & WHITE RUNNING BOARDS
Item No. 86098



Spectra
SOUND ON BOARD
Spectra

1:20.3 Two-Truck Climax Locomotive

Performs best on 4' diameter curves or greater.

Suggested price: \$1465.00 each


The Class "B" two-truck locomotive, introduced by Climax in 1893, featured a horizontal boiler with slanted cylinders. The new design was an instant success and quickly became Climax's most popular model, remaining so throughout the company's history.

Features include:

- ready for decoder installation of your choice
- nonproprietary plug-and-play electronics interface to accommodate the control system of your choice, including DC, NMRA DCC, and radio control/battery operation
- choose track or battery power pickup, operation according to NMRA or Large Scale railroading practices, motor power on/off, and DCC or DC operation of cab lights, firebox flicker, and ash pan glow with a center "off" position
- switch behind the smoke box door with center "off" position to choose either DCC or DC operation of the smoke unit
- optical sensors in the locomotive that give you the option of adjusting the timing and count of steam chuffs
- realistic firebox flicker and ash pan glow
- electrical pickup on all wheels
- precision-balanced can motor
- super-detailed power trucks with accurate sideframes, brake beams, brake hangers, brake shoes, and distinctive Climax spoked drivers
- die-cast metal I beam frames and motor mounts
- prototypically correct operating Johnson bar and inside Stephenson valve gear
- constant lighting of the LED headlight and cab light
- numerous prototype details including blackened metal handrails and coupler lift bars; air pump; accurately scaled sand lines and additional piping; brass bell, pop valves, and whistle; electric generator; and scale rivet detail
- choice of three smokestack styles
- locomotive cab with operating doors, windows and roof hatch, authentically detailed with globe valves, water sight glass, gauges, throttle, air brake stand, reversing (Johnson) bar, and piping
- choice of coal or oil fuel load



CLEAR LAKE LUMBER CO. #6
Item No. 85093



ELK RIVER COAL & LUMBER CO. #3
Item No. 85094

1:20.3 Two-Truck Climax Locomotive (continued)



CLIMAX #2
(demonstrator)
Item No. 85095



BAYSIDE LUMBER CO. #3
Item No. 85096



**PAINTED, UNLETTERED – BLACK with
WHITE RUNNING BOARD STRIPING**
Item No. 85097



**PAINTED, UNLETTERED – BLACK with RED WINDOWS,
WHITE PINSTRIPING, & WHITE RUNNING BOARDS**
Item No. 85098



1:20.3 C-19 Steam Locomotive

Performs best on 8' diameter curves or greater.

Suggested price: \$1699.00 each

This groundbreaking Large Scale C-19 2-8-0 model has many advanced features including:

- powerful precision-balanced can motor connected to an all-metal gearbox and gears with appropriate gear reduction combine to create an eight-wheel drive system with superior performance at realistic speeds
- equalized locomotive suspension system to provide super-smooth operation on uneven track
- electrical pickup from all drive wheels and both tender trucks
- advanced nonproprietary plug-and-play electronic printed circuit board to accommodate the control systems of your choice, including DC power, NMRA/NEM DCC, and/or RC operation
- choose track or battery power pickup, operation according to NMRA or Large Scale railroading practices, and motor power on/off
- choose either DCC or DC operation of the smoke unit, cab lights, realistic firebox flicker and ash pan glow, and classification lights



- two optical sensors, one in each cylinder, give you the option of adjusting the timing and count of steam chuffs
- factory-installed speaker, with wire pigtail, for easy installation of optional aftermarket sound system
- constant lighting of the LED headlight, classification lights, and cab light using soft white LED technology
- Johnson bar is connected to the fully adjustable inside Stephenson valve gear by a scale reach bar for reversing linkage that operates per prototype
- accurately reflects all the details found on the prototype road number modeled



D&RGW™ #345 - FLYING GRANDE with SHORT TENDER
Item No. 83194



D&RGW™ #345 - BUMBLE BEE with SHORT TENDER
Item No. 83195

1:20.3 C-19 Steam Locomotive (continued)



D&RGW™ #346 - ROYAL GORGE HERALD with LONG TENDER
Item No. 83196



RGS #40 - SUNRISE HERALD with SHORT TENDER
Item No. 83197



PAINTED, UNLETTERED - BLACK with SHORT TENDER
Item No. 83198



PAINTED UNLETTERED - BLACK with RED & WHITE TRIM with LONG TENDER
Item No. 83199

1:20.3 Baldwin 2-4-4 Forney Locomotive

Performs best on 8' diameter curves or greater.

Suggested price: \$1325.00 each

Matthias Forney's locomotive was designed to power elevated and surface commuter railroads in America's rapidly growing cities. It was very successful in this role but its success seemed short-lived due to the electrification of these rail lines. The unique design of Forney's locomotive enabled it to live on and made it an ideal form of motive power on railroads hauling stone in quarries, pulling log trains, and harvesting rubber on plantations as far away as Brazil. Bachmann continues this tradition by bringing you a revolutionary design from the past and updating it with exciting new engineering features from the present.

Features include:

- nonproprietary plug-and-play electronics interface to accommodate the control system of your choice, including DC, NMRA DCC, and radio control/battery operation
- custom wound motor with flywheel
- heavy-duty driver and trailing truck electrical pickup
- exclusive truck locking mechanisms for multiple radii curve operation
- LED headlight and cab lighting
- highly detailed cab interiors featuring sliding windows and operating doors
- die-cast scale knuckle couplers front and rear
- switch behind smokebox door with center "off" position for DCC or DC operation of smoke unit
- moveable ash pan grates with authentic ash pan "glow"
- glowing firebox (load compensated)
- blackened die-cast metal running gear featuring optical sensors for aftermarket sound synchronization
- hand-tooled coal load
- brass bell with bell chord
- numerous die-cast detail parts including pop valves, whistle, and piping
- easy access to electronics in coal bunker

1:20.3 Scale Narrow Gauge 0-4-0T Side Tank Porter

Performs best on 4' diameter curves or greater.

Suggested price: \$349.00 each

Representing a stock model right off the pages of an H.K. Porter catalog, this side tank locomotive was commonly used in a variety of switching and industrial applications. Our 1:20.3 0-4-0T Side Tank Porter offers your railroad a tank configuration option to meet the needs of your growing industry.

Features include:

- DCC ready with factory-installed 8-pin socket for DCC decoder installation of your choice
- operating headlight
- smoke generator with on/off switch
- prototypical cab style
- full backhead detail
- heavy-duty can motor
- hidden gear box
- metal connecting rods and main rods
- three-position polarity switch for conformance to NMRA standards or large scale model railroading practices, and a center/off position



MIDWEST QUARRY & MINING CO.
Item No. 82597

1:20.3 Baldwin 2-4-4 Forney Locomotive (continued)



INSIDE FRAME
SANDY RIVER & RANGELEY LAKE #11
Item No. 80997



OUTSIDE FRAME
PAINTED, UNLETTERED - BLACK
Item No. 80998



INSIDE FRAME
PAINTED, UNLETTERED - BLACK
Item No. 80999



1:20.3 Scale Narrow Gauge 0-4-0T Side Tank Porter (continued)



PAINTED, UNLETTERED - BLACK
Item No. 82599



1:20.3 Narrow Gauge Rolling Stock

Box Car with Murphy Roof

Performs best on 8' diameter curves or greater.

Suggested price: \$250.00 each



COLORADO & SOUTHERN
Item No. 88695



DENVER & RIO GRANDE WESTERN™
Item No. 88696



FLORENCE & CRIPPLE CREEK
Item No. 88697



PAINTED, DATA ONLY - OXIDE RED
Item No. 88698



PAINTED, DATA ONLY - OXIDE BROWN
Item No. 88699



Have a question? You can "Ask the Bach-Man" on our message board at www.bachmanntrains.com/

1:20.3 Narrow Gauge Rolling Stock (continued)

Frameless Tank Car

Performs best on 8' diameter curves or greater.

Suggested price: \$279.00 each



GRAMPS #88174
Item No. 88493



GRAMPS #88169
Item No. 88494



PAINTED, UNLETTERED - BLACK
Item No. 88497



PAINTED, UNLETTERED - SILVER
Item No. 88498



PAINTED, UNLETTERED - OXIDE RED
Item No. 88499



1:20.3 Narrow Gauge Rolling Stock (continued)

Narrow Frame Tank Car

Performs best on 8' diameter curves or greater.

Suggested price: \$255.00 each



PAINTED, UNLETTERED - SILVER
Item No. 88198

Long Caboose (with lighted interior)

Performs best on 8' diameter curves or greater.

Suggested price: \$349.00 each

We believe every train needs a caboose, and the remarkable detailing of our 1:20.3 Long Caboose makes it the perfect complement to any narrow gauge consist.

Features include:

- designed to operate on DC, DCC, or battery power layouts
- 8-pin socket for standard DCC decoder
- operating cupola windows (cupola style per prototype)
- removable roof
- lighted and detailed interior with bunks, seats, stove, piping, and simulated kerosene lamps
- blackened brass ladders
- die-cast caboose trucks with operating leaf springs
- metal wheels
- die-cast scale knuckle couplers (body-mounted coupler pockets for wide radius use only)
- offset shank couplers also included for use with other popular brands of narrow gauge couplers (1:22.5)
- two underside switches to choose battery, DC, or DCC operation and activation of table lights, marker lights, or both with center "off" position



1:20.3 Narrow Gauge Rolling Stock (continued)

Narrow Frame Tank Car (continued)



PAINTED, UNLETTERED - OXIDE RED
Item No. 88199



Have a question? You can
"Ask the Bach-Man" on
our message board at
www.bachmanntrains.com!

Long Caboose (with lighted interior) (continued)



DENVER & RIO GRANDE WESTERN™ #0505
Item No. 88795



PAINTED, UNLETTERED
OXIDE BROWN
Item No. 88798



PAINTED, UNLETTERED
OXIDE RED
Item No. 88799

Shay Power Trucks with Die-Cast Power Blocks

Suggested price: \$369.00

We're happy to offer updated technology for an old favorite in the *Spectrum*® line with backward-compatible *Shay Power Trucks*. Die-cast power blocks and improved pickup make this a "must have" item for Large Scale Shay modelers and kitbashers.



SHAY POWER TRUCKS – 1 PAIR
(with die-cast power blocks)
Item No. 88999

1:20.3 Scale Accessories



K-27 SWITCHER PILOT
Item No. 88015 • Suggested price: \$26.00



K-27 ROAD PILOT
Item No. 88016 • Suggested price: \$26.00



1:20.3 FINESCALE 32.5mm WHEEL SETS
(4 per card)
Item No. 88071 • Suggested price: \$36.00



**1:20.3 FINESCALE 4' ARCH BAR
FREIGHT TRUCKS**
(2 per card)
Item No. 88072 • Suggested price: \$85.00



We strive to provide accurate information, but production issues sometimes occur that may alter the features of a particular item. Therefore, final product or pricing may vary from the information presented on these pages.

SHOPPING OPTIONS

We encourage you to visit your local hobby shop to compare pricing and to tap into that store's valuable knowledge and support. Or, if you choose, you can enjoy the convenience of ordering directly from Bachmann Trains' own Web Store at <http://shop.bachmanntrains.com>.

Whether you choose to visit your local retailer or shop online with Bachmann, we thank you for your continued support!

Thousands of Parts, in All Scales, Now Available Online

To order Bachmann parts from our Online Parts Catalog, visit the Parts & Service section of www.bachmanntrains.com and click on the "Order Parts" image.

You can also contact the Parts Team at parts@bachmanntrains.com or call 1-800-356-3910 (toll free within the United States and Canada) for more information.

If your Bachmann train product should need service, please contact our service department.

SERVICE DEPARTMENT

Bachmann Industries, Inc.
1400 East Erie Avenue
Philadelphia, Pennsylvania 19124

1-800-356-3910
service@bachmanntrains.com



Have a question? You can "Ask the Bach Man" on our message board at www.bachmanntrains.com!

2015

NATIONAL SALES OFFICE

1400 East Erie Avenue
Philadelphia, PA 19124 USA
Telephone: 215-533-1600
Fax: 215-744-4699
www.bachmanntrains.com

UNITED KINGDOM

Bachmann Europe PLC.
Moat Way, Barwell
Leicestershire LE9 8EY
United Kingdom
Telephone: 44-1455-841756
Fax: 44-1455-841787
www.bachmann.co.uk

GERMANY

Bachmann Europe PLC.
Niederlassung Deutschland
Am Umspannwerk 5
D-90518 Altdorf Bei Nürnberg
Germany
Telephone: 49-9187-9722-0
Fax: 49-9187-9722-22
www.liliput.de



Copyright ©2015, Bachmann Industries, Inc. All rights reserved. Printed in U.S.A.

Now That's the Way to Run a Railroad!®