

# BACHMANN TRAINS



CHUGGINGTON™

2013

Now that's the way to run a railroad!™



Traintastic Chuggington™ is pulling into Bachmann! Based on the popular TV series Chuggington™ that airs weekdays on Disney Channel's Disney Junior programming block for kids and their families, and daily on the new 24-hour Disney Junior basic cable and satellite channel, HO Scale Chuggington electric Locomotives, Rolling Stock, and Accessories are arriving in 2013! Join your favorite "trainees" —Brewster, Wilson, and Koko— as they ride the rails pulling Chuggington cars that include a Box Car, Low-Sided Gondola, Flat Car, two Hopper Cars, and a Passenger Car. Vee, the depot dispatcher, will be there to keep all the Chuggers on schedule.

As Bachmann proudly celebrates its 180th anniversary this year, we continue our tradition of excellence by adding models to our hit line of HO DCC sound-equipped Sound Value locomotives. There are five new ones for 2013—the Alco S2, F7-A, F7-B, RS-3, and EMD DD40AX—that all include our Sound Value *SoundTraxx*® diesel sound package. These diesels are also available in DCC-ready versions.

This year, *Thomas & Friends*™ fans can look forward to *Iron 'Arry*, *Iron Bert*, *Jeremy*, and *Troublesome Truck #4* as well as the new *Thomas' Christmas Express* set in HO scale and *Toby the Tram Engine* and new rolling stock in Large Scale.

The Alco 2-6-0 is now available in an N scale DCC-equipped model. Also joining our line of N scale locomotives with DCC ON BOARD™ is the S4 Diesel. Complete your N scale train with the new 50' Sliding Door Box Car, ACF 50' Steel Reefer, and Three-Dome Tank Car, all with magnetically operated *E-Z Mate*® Mark II couplers.

2013 also marks 25 years of our Large Scale Big Haulers®. Since arriving in a big way in 1987, our Big Haulers® line has continued to grow in popularity. This is the perfect time to introduce our new line of "Li'l" Big Haulers®. Featuring a compact size and fanciful designs, Bachmann's Li'l Big Haulers® are the perfect way to start Large Scale model railroading. You can choose from three different ready-to-run electric train sets: *Fast Freight*, *Short Line Special*, and *North Pole Express*. There's also a full selection of colorful separate-sale Li'l Big Haulers® locomotives with tenders, tank engines, hoppers, tankers, coaches, baggage cars, and cabooses.

New in *Spectrum*® is the Sound-Ready DCC-equipped On30 *2-4-4-2 Locomotive*. You can easily add 16-bit Tsunami® *SoundTraxx*® sound to this engine with the purchase of the companion *2-4-4-2 Plug-and-Play Sound Module*. And the super-detailed 1:20.3 *C-19* brings the latest advances in model engineering to our Large Scale *Spectrum*® line. From the adventures of Chuggington to the amazing C-19, this catalog has something for every level of model railroading. Now that's the way to run a railroad!

Bachmann, Bachmann Industries, Bach Man, Bachmann E-Z Track System, Bachmann Quality Since 1833, Big Haulers, DCC On Board, DCC Sound On Board, DCC Sound Value On Board, E-Z, E-Z Command, E-Z Lube, E-Z Mate, E-Z Riders, E-Z Street, E-Z Track, Golden Memories, Golden Spike, Li'l Big Haulers, Luxury Lines, Now That's The Way To Run A Railroad, Plasticville, Plasticville U.S.A., SceneScapes, Silver Series, Spectrum, Spektrum, True Blast II, True Blast Plus, The Night Before Christmas, White Christmas, Williams, and Williams by Bachmann are all registered trademarks of Bachmann Industries, Inc.

Bachmann Industries, Inc. is an official licensee of CSX Corporation and is authorized to use trademarks owned and/or registered by CSX Corporation. Products bearing Union Pacific, Chicago & Northwestern, Denver & Rio Grande Western, Missouri Pacific, Pacific Fruit Express, Rio Grande, Southern Pacific, and Western Pacific are used under trademark license from Union Pacific Railroad Company.



# Table of Contents

## HO Scale

Chuggington™	2
Ringling Bros. and Barnum & Bailey™	4
Thomas & Friends™	6
<i>E-Z Command</i> ® DCC Sets	18
Train Sets	22
Locomotives and Other Motive Power	40
Rolling Stock	77
<i>Plasticville</i> ® U.S.A. Built-Ups and Building Kits	97
Accessories	100
<i>E-Z Track</i> ® and <i>E-Z Track</i> ® Accessories	102
<i>E-Z Mate</i> ® Couplers	113

## N Scale

Train Sets	114
Motive Power	122
Rolling Stock	131
<i>Plasticville</i> ® U.S.A. Built-Ups and Accessories	140
<i>E-Z Track</i> ® and <i>E-Z Track</i> ® Accessories	142

## O Scale

<i>Plasticville</i> ® U.S.A. Built-Ups, Building Kits, and Accessories	148
--	-----

## Large Scale Big Haulers®

Li'l Big Haulers®	156
Thomas & Friends™	160
Ringling Bros. and Barnum & Bailey™	166
Train Sets	168
Motive Power	174
Rolling Stock	180
Track, Accessories, and Figures	185

## SceneScapes™

Buildings	188
Miniature Figures	190
Grass Mats, Trees, and Landscaping	192

## DCC Systems

<i>Dynamis</i> ® and <i>E-Z Command</i> ® Systems	198
---	-----

## Power Packs and Lubricants

Power Packs and <i>E-Z Lube</i> ® Lubricants	202
--	-----

## *Spectrum*® Products

### HO Scale

Train Sets	204
Motive Power	206
Rolling Stock	219
<i>Cityscenes</i> ™ Building Kits	220

### N Scale

Motive Power and Tenders	221
--------------------------	-----

### On30 Scale

Train Sets	230
Motive Power	232
Rolling Stock	247
Accessories	255

### Large Scale

Motive Power	256
Rolling Stock	270
Accessories	274

# HO SCALE

# CHUGGINGTON™

## Wilson's Freight Adventures

**NEW**

an E-Z Track® set

Item No. 00770 • Suggested price: \$199.00

It's training time with Wilson! He is eager to get on track for a speedy delivery with *Wilson's Freight Adventures*. Join him on an exciting journey as one of Chuggington's favorite trainees supplies carloads of fun to young engineers.



*This ready-to-run train set includes:*

- Wilson locomotive with operating headlight
- low-sided gondola
- box car
- 36" circle of snap-fit E-Z Track® with 11 pieces of curved track and 1 curved plug-in terminal rerailer
- power pack and speed controller
- illustrated instruction manual



Speed Controller  
with Plug-In Wiring

## Chuggington™ Separate-Sale

CHUGGINGTON™ LOCOMOTIVES



**NEW**

**BREWSTER**

(with operating headlight)

Item No. 59001 • Suggested Price: \$95.00



© Ludorum 2013

Chuggington™ is a trademark of Ludorum plc



# Brewster's Cargo Caper

an E-Z Track® set

**NEW**



Item No. 00771 • Suggested price: \$199.00

Hop on board with mighty Brewster as he rides the rails on a fun train trip. *Brewster's Cargo Caper* is a great way to begin your Chuggington collection. Brewster really enjoys showing his strength as he hauls his hopper cars around Chuggington. And with his operating headlight brightening the way, this Chugger's winning personality will really shine through.

*This ready-to-run train set includes:*

- Brewster locomotive with operating headlight
- yellow hopper car
- blue hopper car
- 36" circle of snap-fit E-Z Track® with 11 pieces of curved track and 1 curved plug-in terminal rerailer
- power pack and speed controller
- illustrated instruction manual



36"  
Circle

**E-Z TRACK SYSTEM**  
ASSEMBLES IN MINUTES!

Speed Controller  
with Plug-In Wiring

## CHUGGINGTON™ LOCOMOTIVES (continued)



**WILSON**  
(with operating headlight)

Item No. 59002 • Suggested Price: \$95.00

**NEW**



**KOKO**  
(with operating headlight)

Item No. 59003 • Suggested Price: \$95.00

**NEW**

### CHUGGINGTON™ ROLLING STOCK and ACCESSORY



**BOX CAR**  
Item No. 77101  
Suggested price: \$39.00



**LOW-SIDED GONDOLA**  
Item No. 77102  
Suggested price: \$35.00



**FLAT CAR**  
Item No. 77103  
Suggested price: \$32.00



**HOPPER CAR - BLUE**  
Item No. 77104  
Suggested price: \$29.00



© Ludorum 2013  
Chuggington™ is a trademark of Ludorum plc

## Ringmaster

*an E-Z Track® set with E-Z Mate® couplers*

Item No. 00714 • Suggested price: \$229.00

Audience and performers, musicians and animals, all listen to the command of his voice. It's the ringmaster who directs the action in the circus ring. Our *Ringmaster* ready-to-run train set will command your attention and let you know the *Ringling Bros. and Barnum & Bailey™ Circus* is coming to town!



*This ready-to-run train set includes:*

- *Ringling Bros. and Barnum & Bailey™* 0-6-0 locomotive and tender with operating headlight
- performers' car
- water tank car
- horse stock car
- bobber caboose
- 47" x 38" oval of snap-fit *E-Z Track®* including 12 pieces of curved track, 1 piece of straight track, and 1 plug-in terminal rerailer
- power pack and speed controller
- illustrated instruction manual

### RINGLING BROS. and BARNUM & BAILEY™ ROLLING STOCK



**COACH #75**  
Item No. 16601 • Suggested price: \$33.00



**OPEN-SIDED EXCURSION CAR with SEATS #142**  
Item No. 16602 • Suggested price: \$39.00



# CHUGGINGTON™ AND RINGLING BROS. and BARNUM & BAILEY™

# HO SCALE

## CHUGGINGTON™ ROLLING STOCK and ACCESSORY (continued)



**HOPPER CAR - YELLOW**  
Item No. 77105  
Suggested price: \$29.00



**PASSENGER CAR**  
Item No. 77106  
Suggested price: \$49.00



**VEE**  
(illustration shown)  
Item No. 42004  
Suggested price: \$25.00



© Ludorum 2013  
Chuggington™ is a trademark of Ludorum plc



47" x 38"  
*Oval*

**EZ TRACK SYSTEM**  
ASSEMBLES IN MINUTES!

**Speed Controller with Plug-In Wiring**

© Feld Entertainment. RINGLING BROS. AND BARNUM & BAILEY and THE GREATEST SHOW ON EARTH are trademarks of and are used under license from Ringling Bros.-Barnum & Bailey Combined Shows, Inc. All rights reserved. www.Ringling.com

## RINGLING BROS. and BARNUM & BAILEY™ ROLLING STOCK (continued)



**GONDOLA #120**  
Item No. 16603 • Suggested price: \$27.00



**TIGER BOX CAR #17**  
Item No. 16604 • Suggested price: \$31.00

# HO SCALE

## THOMAS & FRIENDS™



Thomas' Eyes  
Move Side to Side



## Deluxe Thomas & Friends™ Special

an E-Z Track® set

Item No. 00644 • Suggested price: \$185.00

Thomas the Tank Engine™ and his coaches Annie and Clarabel have started on a magical journey across the Island of Sodor. Back at the station, Sir Topham Hatt sends Harold the Helicopter and Bertie the Bus to keep an eye on Thomas to make sure he arrives on time. With our *Deluxe Thomas & Friends™ Special* set, you can relive the stories seen in the *Thomas & Friends™* books, television shows, videos and feature films, or create your own railway adventures.

*This ready-to-run train set includes:*

- Thomas the Tank Engine™ with moving eyes
- Annie coach with international-style hook and loop couplers
- Clarabel coach with international-style hook and loop couplers
- Bertie the Bus
- Harold the Helicopter
- Sir Topham Hatt figure
- 56" x 38" oval of snap-fit E-Z Track® with 12 pieces of curved track, 3 pieces of straight track, and 1 straight plug-in terminal railer
- power pack and speed controller
- illustrated instruction manual



BERTIE  
the BUS



SIR  
TOPHAM HATT



HAROLD  
the HELICOPTER



Speed Controller  
with Plug-In Wiring



56" x 38"  
Oval



# Thomas' Christmas Express

an E-Z Track® set



Item No. 00721 • Suggested price: \$195.00

Sporting a merry hat and equipped with a snowplow, Thomas is ready to brave the winter weather to make sure the Christmas tree and important cargo arrive on time for the Island of Sodor holiday party. The festive *Thomas' Christmas Express* will deliver Yuletide fun to children of all ages!

***This ready-to-run train set includes:***

- Thomas the Tank Engine™ with plow, holiday hat, and moving eyes
- Open Wagon with decorated tree and international-style hook and loop couplers
- Flat Car with Crated Load and international-style hook and loop couplers
- "Merry Christmas" Ventilated Van with international-style hook and loop couplers
- 56" x 38" oval of snap-fit E-Z Track® with 12 pieces of curved track, 3 pieces of straight track, and 1 straight plug-in terminal rerailer
- power pack and speed controller
- illustrated instruction manual



Thomas' Eyes  
Move Side to Side



Speed Controller  
with Plug-In Wiring



## Thomas with Annie & Clarabel

*an E-Z Track® set*

Item No. 00642 • Suggested price: \$139.00

Thomas and his loyal coaches Annie and Clarabel are carrying a number of very important passengers, and you're invited to join in their adventures! This HO scale electric train set is the perfect way to begin your *Thomas & Friends*™ collection.

***This ready-to-run train set includes:***

- Thomas the Tank Engine™ with moving eyes
- Annie coach with international-style hook and loop couplers
- Clarabel coach with international-style hook and loop couplers
- 36" circle of snap-fit E-Z Track® with 11 pieces of curved track and 1 curved plug-in terminal railer
- power pack and speed controller
- illustrated instruction manual



## Emily's Passenger Set


*an E-Z Track® set*

Item No. 00684 • Suggested price: \$189.00

Emily is a beautiful engine with shiny paintwork and gleaming brass fittings. After bravely rescuing two of her railway friends, Sir Topham Hatt rewarded Emily with a brand new pair of coaches. Now you can ride along with Emily as she proudly displays her splendid passenger cars to all of Sodor.

***This ready-to-run train set includes:***

- Emily locomotive with moving eyes
- Emily's Coach with international-style hook and loop couplers
- Emily's Brake Coach with international-style hook and loop couplers
- 47" x 38" oval of snap-fit E-Z Track® with 12 pieces of curved track, 1 piece of straight track, and 1 straight plug-in terminal railer
- power pack and speed controller
- illustrated instruction manual







Speed Controller  
with Plug-In Wiring



Thomas' Eyes  
Move Side To Side



Speed Controller  
with Plug-In Wiring



Emily's Eyes  
Move Side To Side





## Thomas' Fun with Freight Set

an E-Z Track® set

Item No. 00683 • Suggested price: \$209.00

Thomas always has an important job to do and his railway friends are there to help. You can join Thomas, S.C. Ruffey, and the Conductor as they pick up and deliver their cargo.



*This ready-to-run train set includes:*

- Thomas the Tank Engine™ with moving eyes
- S.C. Ruffey with international-style hook and loop couplers
- Open Wagon with international-style hook and loop couplers
- Cream Tanker with international-style hook and loop couplers
- Cattle Wagon with international-style hook and loop couplers
- Conductor figure
- 56" x 38" oval of snap-fit E-Z Track® with 12 pieces of curved track, 3 pieces of straight track, and 1 straight plug-in terminal rerailer
- power pack and speed controller
- illustrated instruction manual



CONDUCTOR



Thomas' Eyes Move Side to Side



Speed Controller with Plug-In Wiring

# Salty's Dockside Delivery

an E-Z Track® set

Item No. 00696 • Suggested price: \$189.00

Salty, the Dockside Diesel, is busy moving goods at Brendam Docks. Join Salty as he transports cargo to and fro down by the seaside!

*This ready-to-run train set includes:*

- Salty with moving eyes
- 6 Ton Wagon with international-style hook and loop couplers
- Raspberry Syrup Tanker with international-style hook and loop couplers
- Salt Wagon with international-style hook and loop couplers
- Custom Conductor figure
- 47" x 38" oval of snap-fit E-Z Track® with 12 pieces of curved track, 1 piece of straight track, and 1 straight plug-in terminal rerailer
- power pack and speed controller
- illustrated instruction manual



Salty's Eyes  
Move Side to Side



Speed Controller  
with Plug-In Wiring



CUSTOM CONDUCTOR





## HO SCALE THOMAS & FRIENDS™ SEPARATE-SALE

Now you can hear Thomas' steam sounds! With an analog sound system including steam chuffs, periodic whistle, and steam blow-down upon stopping, this sound-equipped Thomas brings to life the sights and sounds of the Island of Sodor.



**THOMAS the TANK ENGINE™**  
with SPEED-ACTIVATED SOUND  
*(with moving eyes)*

Item No. 58701 • Suggested price: \$99.00  
Performs best on 15" radius curves or greater.



**THOMAS the TANK ENGINE™**  
*(with moving eyes)*

Item No. 58741 • Suggested price: \$61.00  
Performs best on 15" radius curves or greater.



**PERCY the SMALL ENGINE**  
*(with moving eyes)*

Item No. 58742 • Suggested price: \$61.00  
Performs best on 15" radius curves or greater.



**JAMES the RED ENGINE**  
*(with moving eyes)*

Item No. 58743 • Suggested price: \$77.00  
Performs best on 18" radius curves or greater.



**GORDON the EXPRESS ENGINE**  
*(with moving eyes)*

Item No. 58744 • Suggested price: \$105.00  
Performs best on 18" radius curves or greater.



**HENRY the GREEN ENGINE**  
*(with moving eyes)*

Item No. 58745 • Suggested price: \$105.00  
Performs best on 18" radius curves or greater.



**EDWARD**  
*(with moving eyes)*

Item No. 58746 • Suggested price: \$105.00  
Performs best on 18" radius curves or greater.



**TOBY the TRAM ENGINE**  
*(with moving eyes)*

Item No. 58747 • Suggested price: \$66.00  
Performs best on 15" radius curves or greater.



**EMILY**  
*(with moving eyes)*

Item No. 58748 • Suggested price: \$94.00  
Performs best on 18" radius curves or greater.



**SPENCER**  
*(with moving eyes)*

Item No. 58749 • Suggested price: \$120.00  
Performs best on 18" radius curves or greater.



## HO SCALE THOMAS & FRIENDS™ SEPARATE-SALE (continued)



**MAVIS**

*(with moving eyes)*

Item No. 58801 • Suggested price: \$66.00  
Performs best on 15" radius curves or greater.



**DIESEL**

*(with moving eyes)*

Item No. 58802 • Suggested price: \$93.00  
Performs best on 15" radius curves or greater.



**SALTY**

*(with moving eyes)*

Item No. 58804 • Suggested price: \$79.00  
Performs best on 15" radius curves or greater.



**BILL**

*(with moving eyes)*

Item No. 58805 • Suggested price: \$79.00  
Performs best on 15" radius curves or greater.



**BEN**

*(with moving eyes)*

Item No. 58806 • Suggested price: \$79.00  
Performs best on 15" radius curves or greater.



**DONALD**

*(with moving eyes)*

Item No. 58807 • Suggested price: \$93.00  
Performs best on 18" radius curves or greater.



**DOUGLAS**

*(with moving eyes)*

Item No. 58808 • Suggested price: \$93.00  
Performs best on 18" radius curves or greater.



**DUCK**

*(with moving eyes)*

Item No. 58810 • Suggested price: \$93.00  
Performs best on 18" radius curves or greater.



**IRON 'ARRY**

*(with moving eyes; illustration shown)*

Item No. 58812 • price to be announced  
Performs best on 15" radius curves or greater.



**IRON BERT**

*(with moving eyes; illustration shown)*

Item No. 58813 • price to be announced  
Performs best on 15" radius curves or greater.

## HO SCALE THOMAS & FRIENDS™ SEPARATE-SALE (continued)



**MAIL CAR**  
Item No. 76040 • Suggested price: \$25.00



**SPENCER'S SPECIAL COACH**  
Item No. 76041 • Suggested price: \$51.00



**EMILY'S COACH**  
Item No. 76042 • Suggested price: \$21.00



**EMILY'S BRAKE COACH**  
Item No. 76043 • Suggested price: \$21.00



**ANNIE COACH**  
Item No. 76044 • Suggested price: \$21.00



**CLARABEL COACH**  
Item No. 76045 • Suggested price: \$21.00



**TROUBLESOME TRUCK #4**  
*(not shown)*  
Item No. 77020 • price to be announced



**ICE CREAM WAGON**  
Item No. 77021 • Suggested price: \$26.50



**TROUBLESOME TRUCK #3**  
Item No. 77025 • Suggested price: \$19.00



**VENTILATED VAN**  
Item No. 77026 • Suggested price: \$25.00



**HENRIETTA**  
Item No. 77028 • Suggested price: \$25.00



**COAL WAGON with LOAD**  
Item No. 77029 • Suggested price: \$28.50



**CREAM TANKER**  
Item No. 77032 • Suggested price: \$28.50

HO SCALE THOMAS & FRIENDS™ SEPARATE-SALE (continued)



**RASPBERRY SYRUP TANKER**  
Item No. 77033 • Suggested price: \$28.50



**OPEN WAGON - RED**  
Item No. 77037 • Suggested price: \$25.00



**OIL TANK**  
Item No. 77038 • Suggested price: \$26.50



**SODOR FUEL TANK**  
Item No. 77039 • Suggested price: \$26.50



**S. C. RUFFEY**  
Item No. 77041 • Suggested price: \$25.00



**OPEN WAGON - BLUE**  
Item No. 77042 • Suggested price: \$25.00



**CARGO CAR**  
Item No. 77043 • Suggested price: \$25.00



**BRAKE VAN**  
Item No. 77045 • Suggested price: \$25.00



**TROUBLESOME TRUCK #1**  
Item No. 77046 • Suggested price: \$19.00



**TROUBLESOME TRUCK #2**  
Item No. 77047 • Suggested price: \$19.00



**TIDMOUTH MILK TANK**  
Item No. 77048 • Suggested price: \$26.50



**JEREMY**  
*(illustration shown)*  
Item No. 42440 • price to be announced



**HAROLD the HELICOPTER**  
Item No. 42441  
Suggested price: \$20.50



**BERTIE the BUS**  
Item No. 42442  
Suggested price: \$20.50



## HO SCALE THOMAS & FRIENDS™ SEPARATE-SALE (continued)



**CRANKY the CRANE**  
*(with working crane action)*  
Item No. 42444  
Suggested price: \$43.00



**CONDUCTOR**  
Item No. 42445  
Suggested price: \$13.50



**SIR TOPHAM HATT**  
Item No. 42443  
Suggested price: \$11.00



**TERENCE the TRACTOR**  
Item No. 42447  
Suggested price: \$28.00



**FARMER McCOLL**  
Item No. 42448  
Suggested price: \$13.50

## THOMAS & FRIENDS™ SODOR SCENERY



**SWITCH TOWER**  
Item No. 45237 • Suggested price: \$40.00



**LIGHTHOUSE**  
**with BLINKING LED LIGHT**  
*(connects to AC power pack terminals)*  
Item No. 45240 • Suggested price: \$79.00



**OPERATING WINDMILL**  
*(connects to AC power pack terminals)*  
Item No. 45241 • Suggested price: \$99.00

## HOOK-AND-LOOP COUPLERS (3 pairs per pack)

Item No. 78979 • Suggested price: \$11.00

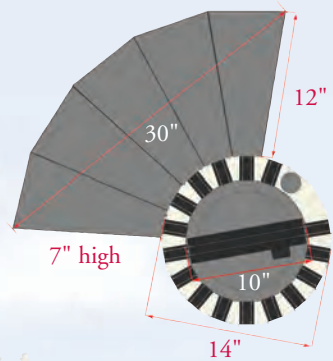
These couplers are compatible with many of our *Thomas & Friends™* products and many European prototype models.



## Tidmouth Sheds with Manually Operated Turntable

Item No. 45236 • Suggested price: \$220.00

Now you can give your *Thomas & Friends*™ HO scale locomotives a place of their own after a full day's work on the Island of Sodor. Five bays and a manually operated turntable keep engines ready for new and exciting adventures! Tidmouth Sheds can be expanded to include up to twelve stalls by using the Tidmouth Sheds Expansion Pack (Item No. 45238).



### TIDMOUTH SHEDS EXPANSION PACK

Item No. 45238 • Suggested price: \$47.00

Use this expansion pack to add an engine shed to Tidmouth Sheds (Item No. 45236).



## Knapford Station

Item No. 45239 • Suggested price: \$143.00

Includes three platforms; two or more kits can be combined to create larger station configurations.



Measures approximately 10.5" wide x 26" long x 6.25" high when assembled.

### Echo Valley Express with Digital Sound

**NEW**



an E-Z Track® set with E-Z Mate® couplers

Item No. 00825 • Suggested price: \$279.00

A whistle echoes through the walls of a deep valley as you hear the unmistakable chuffing of a classic steam locomotive approaching. The *Echo Valley Express* is steaming ahead with carloads of coal to fuel America's hungry furnaces. It features a DCC sound-equipped Baldwin 2-6-0 with a steam sound package that includes authentic prototypical chuff, short and long whistles, bell, air compressor, and blower—all in polyphonic 16-bit sound that you can control with our *E-Z Command*® digital control system.



*This digitally controlled train set with sound features:*

- DCC sound-equipped 2-6-0 steam locomotive with tender and operating headlight
- gondola
- quad hopper
- off-center caboose
- *E-Z Command*® Control Center with wall pack and speed controller
- body-mounted *E-Z Mate*® couplers
- 56" x 38" oval of snap-fit nickel silver *E-Z Track*® including 12 pieces of curved track, 3 pieces of straight track, and 1 plug-in terminal rerailer
- DVD-format *E-Z Command*® instruction video
- illustrated instruction manual

### Thunder Chief with Digital Sound

**NEW**



an E-Z Track® set with E-Z Mate® couplers

Item No. 00826 • Suggested price: \$279.00

With the roar of its mighty motor and a blast of its horn, the *Thunder Chief* announces its arrival. Commanding the attention of one and all, there is no missing the excitement of the *Thunder Chief* storming into the station. This set features a DCC sound-equipped F7-A locomotive with a diesel sound package that includes prototypical prime mover, 3 air horns, and bell—all in polyphonic 16-bit sound that you can control with our *E-Z Command*® digital control system.



*This digitally controlled train set with sound features:*

- DCC sound-equipped F7-A diesel locomotive with operating headlight
- 40' box car
- three-dome tank car
- off-center caboose
- *E-Z Command*® Control Center with wall pack and speed controller
- body-mounted *E-Z Mate*® couplers
- 56" x 38" oval of snap-fit nickel silver *E-Z Track*® including 12 pieces of curved track, 3 pieces of straight track, and 1 plug-in terminal rerailer
- DVD-format *E-Z Command*® instruction video
- illustrated instruction manual



**E-Z COMMAND®  
SOUND VALUE TRAIN SETS**

**HO  
SCALE**



Digital Speed Controller with Plug-In Wiring



Digital Speed Controller with Plug-In Wiring



DCC SOUND VALUE ON BOARD™

### Digital Commander

an E-Z Track® set with E-Z Mate® couplers

Item No. 00501 • Suggested price: \$360.00



Model railroading enters the digital age with the *Digital Commander!* Create your own fledgling railroad empire or work with a friend to coordinate freight and switching operations. Our exclusive *E-Z Command*® digital control system lets you independently control the speed, direction, and lighting of two decoder-equipped locomotives.

***This digitally controlled train set features:***

- DCC-equipped EMD GP40 locomotive with operating headlight
- DCC-equipped EMD FT-A locomotive with operating headlight
- plug-door box car
- open quad hopper
- wide-vision caboose
- *E-Z Command*® Control Center with wall pack and plug-in wiring
- body-mounted *E-Z Mate*® couplers
- 56" x 38" oval of nickel silver *E-Z Track*®, including 12 pieces curved track, 4 pieces straight track, 1 terminal rerailer, 1 manual turnout – left, under-track magnet with brakeman figure, and 1 Hayes bumper
- DVD-format *E-Z Command*® instruction video
- illustrated instruction manual



Digital Speed Controller with Plug-In Wiring



DCC ON BOARD®

## EXPAND YOUR E-Z COMMAND® SYSTEM WITH THESE OPTIONS



**E-Z COMMAND®  
WALK-AROUND COMPANION**  
Item No. 44907



**E-Z COMMAND® WALK-AROUND  
COMPANION CONNECTOR PANEL**  
Item No. 44908

The *E-Z Command® Walk-Around Companion (with Connector Wires)* lets you control multiple trains from convenient locations around your layout or coordinate independent railroad operations between a primary and secondary user. When the *E-Z Command® Walk-Around Companion Connector Panel (with Connector Wires)* is used in conjunction with the *E-Z Command® Walk-Around Companion*, the multiple connector panels let you establish a series of control points virtually anywhere on the perimeter of your layout. See page 201 for more information on how these products will let you enjoy all the action of a digital multi-train railroad.



### Jingle Bell Express

an E-Z Track® set with E-Z Mate® couplers



Item No. 00724 • Suggested price: \$195.00

The *Jingle Bell Express* rushes last-minute wishes from the North Pole to homes around the world. Decked out in red and green and carrying a sweet cargo of holiday treats, the *Jingle Bell Express* will deliver merry dreams around your Christmas tree for years to come.

*This ready-to-run train set includes:*

- 0-6-0 steam locomotive with operating headlight and coal tender
- single-dome tank car
- box car
- quad hopper
- off-center caboose
- body-mounted E-Z Mate® couplers
- 47" x 38" oval of track, including 12 pieces of curved track, 1 piece of straight track, and 1 plug-in terminal rerailer
- power pack and speed controller
- illustrated instruction manual



## E-Z Command® DCC System with DCC-Equipped Diesel Locomotive

Locomotives perform best on 18" radius curves or greater.

Suggested price: \$240.00 each

*Features include:*

- E-Z Command® Control Center (see page 200 for feature listing)
- diesel locomotive DCC-equipped for speed, direction, and lighting control
- AC wall power supply



EMD GP40 BNSF  
Item No. 44923



EMD GP40 UNION PACIFIC®  
Item No. 44924



## E-Z Command<sup>®</sup> DCC System with DCC-Equipped Steam Locomotive

Locomotives perform best on 18" radius curves or greater.

Suggested price: \$240.00 each

**Features include:**

- E-Z Command<sup>®</sup> Control Center (see page 200 for feature listing)
- USRA 0-6-0 steam locomotive and Vanderbilt tender DCC-equipped for speed, direction, and lighting control
- AC wall pack power supply



USRA 0-6-0 SOUTHERN PACIFIC  
Item No. 44930



USRA 0-6-0 SEABOARD<sup>®</sup>  
Item No. 44931



### PRINCESS CRUISES Denali Express

an E-Z Track® set with E-Z Mate® couplers

Item No. 00715 • Suggested price: \$229.00

Alaska is one of the world's most exciting destinations to explore by sea and by rail. After enjoying a cruise through the spectacular Inside Passage, passengers can board the *Denali Express* for breathtaking views of the Alaskan wilderness in special vista-dome cars. Operating mid-May through mid-September from Anchorage to Fairbanks, and running past Denali National Park, this train's lucky riders might thrill to the sight of bear, moose, Dall sheep, and bald eagles. The complete and ready-to-run *Denali Express* train set features bi-level Ultra-Dome dining-lounge cars. Manufactured by the Colorado Railcar Company, these dome cars are among the most luxurious ever built. Get on board to begin your Alaskan adventure with Princess Cruises® and Bachmann Trains!



*This ready-to-run train set includes:*

- EMD GP40 diesel locomotive with operating headlight
- three Ultra-Dome passenger cars
- body-mounted E-Z Mate® couplers

- 63" x 45" oval of snap-fit E-Z Track® including 16 pieces of 22" radius curved track, 3 pieces of straight track, and 1 plug-in terminal rerailer
- power pack and speed controller
- illustrated instruction manual

### Pacific Flyer

an E-Z Track® set with E-Z Mate® couplers

Item No. 00692 • Suggested price: \$125.00

Assembly and breakdown of trains in the railway yard is tough work, but this 0-6-0 steam switcher is ready to get the job done. Assemble your consist, clear the yard and move your freight to its final destination with the *Pacific Flyer!*

*This ready-to-run train set includes:*

- 0-6-0 steam locomotive and tender with operating headlight
- gondola
- box car
- off-center caboose
- body-mounted E-Z Mate® couplers
- 36" circle of snap-fit E-Z Track® including 11 pieces of curved track and 1 curved plug-in terminal rerailer
- power pack and speed controller
- illustrated instruction manual





# ELECTRIC TRAIN SETS

# HO SCALE



63" x 45"  
Oval



Speed Controller  
with Plug-In Wiring



36"  
Circle



Speed Controller  
with Plug-In Wiring

### Durango & Silverton

an E-Z Track® set with E-Z Mate® couplers

Item No. 00710 • Suggested price: \$249.00

Built originally as a mining line, the scenic value of the *Durango & Silverton* was quickly recognized in passenger service. After surviving natural disasters, wars, and financial instability, a determined staff (and starring roles in several Hollywood movies) promoted the tourism that ensures the line's survival to this day. Now recognized as a National Historic Landmark and a National Historic Civil Engineering Landmark, the *Durango & Silverton* continues to provide year-round tourist service. Our *Durango & Silverton* passenger set comes complete with:



Speed Controller with Plug-In Wiring

- DCC-ready 2-8-0 locomotive and tender with operating headlight
- open excursion car
- old-time combine
- old-time coach
- 47" x 38" oval of snap-fit E-Z Track® including 12 pieces of curved track, 1 piece of straight track, and 1 plug-in terminal rerailer
- power pack and speed controller
- illustrated instruction manual



### McKinley Explorer

an E-Z Track® set with E-Z Mate® couplers

Item No. 00694 • Suggested price: \$229.00

Treating passengers to breathtaking views of the Alaskan wilderness in special vista-dome cars is the *McKinley Explorer*. This updated version of the *McKinley Explorer* features models of bi-level dome dining-lounge cars that have recently come into service on the *Explorer*. At 18 feet 2 inches tall and 89 feet long, these cars manufactured by the Colorado Railcar Company are the largest dome cars ever built.

*This ready-to-run train set includes:*

- EMD GP40 diesel locomotive with operating headlight
- three 89' Colorado Railcar full-dome passenger cars (the *Knik*, *Kenai*, and *Kobuk*, all named after Alaskan rivers)
- body-mounted E-Z Mate® couplers
- 63" x 45" oval of snap-fit E-Z Track® including 16 pieces of 22" radius curved track, 3 pieces of straight track, and 1 plug-in terminal rerailer
- power pack and speed controller
- illustrated instruction manual



# ELECTRIC TRAIN SETS

# HO SCALE



Speed Controller  
with Plug-In Wiring





### Thoroughbred

*an E-Z Track® set with E-Z Mate® couplers*

Item No. 00691 • Suggested price: \$119.00

Wheels rumble like the pounding of hooves as this iron horse rounds the bend. Hauling freight with the ease and grace of a champion, the *Thoroughbred* delivers fun and adventure to your stable of trains.

*This ready-to-run train set includes:*

- F7 diesel locomotive with operating headlight
- open quad hopper
- gondola
- wide-vision caboose
- body-mounted *E-Z Mate®* couplers
- 47" x 38" oval of snap-fit *E-Z Track®* including 12 pieces of curved track, 1 piece of straight track, and 1 plug-in terminal rerailer
- power pack and speed controller
- illustrated instruction manual



### Empire Builder

*an E-Z Track® set with E-Z Mate® couplers*

Item No. 00667 • Suggested price: \$219.00

The Great Northern Railroad's flagship passenger train was named the *Empire Builder* in honor of the railroad's founder, James J. Hill. Hill became known as the Empire Builder after reorganizing several failing railroads into the Great Northern Railway and extending the line to the Pacific Northwest in the late 19th Century. After World War II, the Empire Builder was equipped with a full length "Great Dome" passenger car to optimize the views of the passing Cascade Mountains and the Rocky Mountain landscapes of Montana's Glacier National Park.

*This ready-to-run train set includes:*

- powered F7-A locomotive with operating headlight
- powered F7-B locomotive
- smooth-side coach
- full-dome passenger car
- body-mounted *E-Z Mate®* couplers
- 63" x 45" oval of snap-fit *E-Z Track®* including 16 pieces of 22" radius curved track, 3 pieces of straight track, and 1 plug-in terminal rerailer
- power pack and speed controller
- illustrated instruction manual



# ELECTRIC TRAIN SETS

# HO SCALE



47" x 38"  
Oval



Speed Controller  
with Plug-In Wiring



63" x 45"  
Oval



Speed Controller  
with Plug-In Wiring



### Liberty Bell Special

*an E-Z Track® set with E-Z Mate® couplers*

Item No. 00711 • Suggested price: \$229.00

This *Liberty Bell Special* train set celebrates our cherished Liberty Bell's historic train travels. The Bell's first rail trip in 1885 was to New Orleans for the World's Industrial Cotton Exposition while one of its last trips was to the 1915 Panama-Pacific Exposition in San Francisco. Specially modified Pennsylvania Railroad flatcars were used to carry the 2,080-pound Bell in its wide-ranging travels. The visits to nearly 400 cities and towns over a 32-year span drew huge cheering crowds and special celebrations that often included music, parades, and military salutes. We are proud to present the *Liberty Bell Special*, and through railroading, let you share in the Bell's rich history.

*This ready-to-run train set includes:*

- 2-6-0 steam locomotive and tender with operating headlight
- 1860-1880 combine "Philadelphia"
- 1860-1880 coach "Boston"

- flat car with Liberty Bell and flags
- 47" x 38" oval of snap-fit *E-Z Track®* including 12 pieces of curved track, 1 piece of straight track, and 1 plug-in terminal rerailer
- power pack and speed controller
- illustrated instruction manual



### Chattanooga

*an E-Z Track® set with E-Z Mate® couplers*

Item No. 00626 • Suggested price: \$195.00

Capturing all the energy and excitement of train travel is the *Chattanooga*. Named for the famous Nashville, Chattanooga & St. Louis Railroad, this 155-piece set includes all the miniature people, buildings, and structures you'll need to recreate the romance of the steam era.

*This ready-to-run train set includes:*

- 0-6-0 steam locomotive and tender with operating smoke and headlight
- plug-door box car
- open quad hopper
- single-dome tank car



- off-center caboose
- body-mounted *E-Z Mate®* couplers
- 47" x 38" oval of snap-fit *E-Z Track®*, including 12 pieces of curved track, 1 piece of straight track, and 1 plug-in terminal rerailer
- suburban station

- signal bridge
- 48 railroad and street signs
- 36 telephone poles
- 48 assorted figures
- power pack and speed controller
- illustrated instruction manual





# ELECTRIC TRAIN SETS

# HO SCALE



47" x 38"  
Oval



Speed Controller  
with Plug-In Wiring



155  
Piece Set



### Royal Gorge

an E-Z Track® set with E-Z Mate® couplers

Item No. 00689 • Suggested price: \$219.00

Colorado's oldest scenic line combines rich history, spectacular views, and stylish accommodations into a train that takes you on a 24-mile journey through the 1,000 foot deep Royal Gorge. Passengers travel alongside the Arkansas River on a ribbon of rail for an up-close nature show deep in the canyon, observing bald eagles, blue heron, bighorn sheep, mule deer, and flora native to the gorge.

*This ready-to-run train set includes:*

- powered F7-A locomotive with operating headlight
- powered F7-B locomotive
- smooth-side coach
- full-dome passenger car
- body-mounted E-Z Mate® couplers
- 63" x 45" oval of snap-fit E-Z Track® including 16 pieces of 22" radius curved track, 3 pieces of straight track, and 1 plug-in terminal rerailer
- power pack and speed controller
- illustrated instruction manual





63" x 45"  
Oval



Speed Controller  
with Plug-In Wiring



## Overland Limited

an E-Z Track® set with E-Z Mate® couplers

Item No. 00614 • Suggested price: \$329.00

The biggest and the best for serious railroad enthusiasts. From a powerful 4-8-4 steam locomotive, to an impressive consist of nine cars, this set has it all! The *Overland Limited* comes complete with Bachmann's exclusive E-Z Track® snap-fit track and roadbed system, plus:

- Union Pacific® 4-8-4 steam locomotive and tender with operating smoke and headlight
- grain car
- three-dome tank car
- flat car with logs
- center-flow hopper
- open quad offset hopper
- two plug-door box cars
- wood stock car
- wide-vision caboose
- body-mounted E-Z Mate® couplers
- 72" x 45" oval of snap-fit E-Z Track® with 16 pieces of 22" radius curved track, 5 pieces of straight track, and 1 plug-in terminal reailer
- power pack and speed controller
- illustrated instruction manual

72" x 45"  
Oval



Speed Controller  
with Plug-In Wiring





Speed Controller  
with Plug-In Wiring



*The FT diesel locomotive in this set has a die-cast chassis and eight wheel drive.*

## Santa Fe Flyer

*an E-Z Track® set with E-Z Mate® couplers*

Item No. 00647 • Suggested price: \$119.00

Hauling freight across the deserts, mountains, and cities of the American landscape is the *Santa Fe Flyer*. Powered by a mighty Santa Fe FT diesel locomotive with its distinctive "war bonnet" paint scheme, this sleek and powerful train deftly handles the ever-changing terrain of the Southwest United States.

*This ready-to-run train set includes:*

- EMD FT diesel locomotive with operating headlight
- open quad hopper
- gondola
- off-center caboose
- body-mounted *E-Z Mate®* couplers
- 36" circle of snap-fit *E-Z Track®* including 11 pieces of curved track and 1 curved plug-in terminal rerailer
- power pack and speed controller
- illustrated instruction manual





Speed Controller  
with Plug-In Wiring



Signal Bridge



24 Telephone  
Poles



48 Railroad  
& Street Signs

**E-Z TRACK SYSTEM**

ASSEMBLES IN MINUTES!



47" x 38"  
Oval



36 Assorted  
Figures



## Rail Chief

*an E-Z Track® set with E-Z Mate® couplers*

Item No. 00706 • Suggested price: \$175.00

You will command the rails with our striking *Rail Chief* set. Complete with miniature people and a signal bridge, this 130-piece set will let you oversee your own detailed railroading empire.

***This ready-to-run train set includes:***

- EMD GP40 diesel locomotive with operating headlight
- open quad hopper
- gondola
- steel reefer
- off-center caboose
- body-mounted *E-Z Mate*® couplers
- 47" x 38" oval of snap-fit *E-Z Track*®, including 12 pieces curved track, 1 piece of straight track, and 1 plug-in terminal reailer
- signal bridge
- 36 miniature figures
- 24 telephone poles
- 48 railroad and street signs
- power pack and speed controller
- illustrated instruction manual

**130  
Piece Set**

### Civil War-Union

an *E-Z Track*® set with *E-Z Mate*® couplers

Item No. 00708 • Suggested price: \$275.00

With the shots fired at Fort Sumter on April 12, 1861, the War Between the States officially began over 150 years ago. From the start of the Civil War, the Union recognized the advantages offered by railroads and was quick to employ the “iron horses” for the first time in a military campaign. With the formation of the United States Military Railroads (USMRR), the Federals gained the authority to take possession of whatever equipment was necessary to operate strategic rail lines in support of the Union Army. Backed by the government and managed by the leading railroad men of the time, a well-equipped USMRR train was commonly powered by a 4-4-0 locomotive pulling a box car, flat car, water tank car, and gondola. A trailing combine often served as a guard car to ward off Confederate attacks. Our *Commemorative 150th Anniversary Edition Civil War - Union* set marks this turning point in our nation’s history and comes complete with:



- 4-4-0 American locomotive with operating headlight and tender
- USMRR water car
- USMRR box car
- USMRR gondola
- USMRR flat car
- USMRR combine
- 100-piece set of Civil War military figures (blue)
- 56" x 38" oval of *E-Z Track*® including 12 pieces of curved track, 3 pieces of straight track, and 1 plug-in terminal rerailer
- 3 cannons
- 4 horses
- power pack and speed controller
- illustrated instruction manual



### Civil War-Confederate

an *E-Z Track*® set with *E-Z Mate*® couplers

Item No. 00709 • Suggested price: \$275.00

With the shots fired at Fort Sumter on April 12, 1861, the War Between the States officially began over 150 years ago. Railroadng would play a key role in the Civil War, providing logistical support and carrying munitions, supplies, and troops to each side’s respective armies in the field. Lacking the financial power and the more standardized rail system of their Northern counterparts, Southern-held railroads relied heavily on the ingenuity of their railroad men to support the troops. A typical Confederate consist featured an assortment of commandeered rolling stock bearing the names of a variety of Southern railroads, which is reflected in this model. Our *Commemorative 150th Anniversary Edition Civil War - Confederate* set marks this turning point in our nation’s history and comes complete with:



- 4-4-0 American locomotive with operating headlight and tender
- water car (Manassas Gap)
- box car (Savannah, Albany & Gulf)
- gondola (Fredericksburg & Potomac)
- flat car (Mississippi Central & Louisiana)
- bobber caboose (Atlanta & West Point)
- 100-piece set of Civil War military figures (gray)
- 3 cannons
- 4 horses
- 56" x 38" oval of *E-Z Track*® including 12 pieces of curved track, 3 pieces of straight track, and 1 plug-in terminal rerailer
- power pack and speed controller
- illustrated instruction manual





# ELECTRIC TRAIN SETS

# HO SCALE

56" x 38"  
Oval

REMEMBER THE ORIGINAL  
**E-Z TRACK SYSTEM**

ASSEMBLES IN MINUTES!



Speed Controller  
with Plug-In Wiring



This **130** piece set includes 100 Civil War military figures, 3 cannons, and 4 horses!



56" x 38"  
Oval

REMEMBER THE ORIGINAL  
**E-Z TRACK SYSTEM**

ASSEMBLES IN MINUTES!



Speed Controller  
with Plug-In Wiring



This **130** piece set includes 100 Civil War military figures, 3 cannons, and 4 horses!

### Pegasus

an E-Z Track® set

Item No. 00690 • Suggested price: \$159.00

By the late 1830s, America's pioneer railroads were coming of age with the first steps toward modern railroading. A powerful new breed of locomotive, built for improved service on the Baltimore & Ohio Railroad's expanding system was the 4-2-0 "Pegasus." Fast, agile and elegant, *Pegasus* truly earned its name, for Charles Dickens said of a sister engine that if it had spread its wings and flew away, no one would be the least bit surprised!



**The Pegasus includes:**

- Norris 4-2-0 locomotive ("Pegasus") with hand-tooled coal load in tender
- three historical passenger cars
- metal detail parts
- 47" x 38" oval of nickel silver E-Z Track®, including 12 pieces curved track, 1 piece of straight track, and 1 plug-in terminal rerailer
- power pack and speed controller
- illustrated instruction manual

### The DeWitt Clinton

an E-Z Track® set

Item No. 00641 • Suggested price: \$149.00

Named after the father of the Erie Canal, the DeWitt Clinton made its maiden run on August 9, 1831. As one of the earliest steam operated carriers in America, the DeWitt Clinton is truly unique in railroading history. With its passengers riding in standard stagecoach bodies mounted on railroad wheels, the sight of the DeWitt Clinton was just as startling in 1831 as it would be today!




**The DeWitt Clinton includes:**

- DeWitt Clinton locomotive and tender (with die-cast wood load and water barrels)
- three DeWitt Clinton coaches
- skew-wound motor
- nickel silver wheels
- 47" x 38" oval of nickel silver E-Z Track®, including 12 pieces curved track, 1 piece of straight track, and 1 plug-in terminal rerailer
- power pack and speed controller
- illustrated instruction manual

# ELECTRIC TRAIN SETS

# HO SCALE



47" x 38"  
Oval



Speed Controller  
with Plug-In Wiring



47" x 38"  
Oval



Speed Controller  
with Plug-In Wiring



### ALCO 2-6-0 (DCC-READY)

Performs best on 18" radius curves or greater.

Suggested price: \$131.00 each

The Alco Moguls could go as fast as 70 miles per hour, making them useful for both light freight and passenger service. Bachmann's 2-6-0 model is a practical choice for your mainline and branchline railroads. Factory-installed 8-pin socket for DCC decoder installation of your choice.

#### Features include:

- die-cast chassis
- die-cast cylinders
- metal valve gear and side rods
- operating LED headlight and backup light
- metal cut levers
- metal handrails
- metal wheels
- *E-Z Mat*® Mark II couplers



**PENNSYLVANIA #3234**  
Item No. 51701



**NEW YORK CENTRAL® #1906**  
Item No. 51702



**CANADIAN NATIONAL #6011**  
Item No. 51703



**ATSF #9446**  
Item No. 51704



**UNION PACIFIC® #41**  
Item No. 51705



**BOSTON & MAINE #1363**  
Item No. 51706

# STEAM LOCOMOTIVES

# HO SCALE

## ALCO 2-6-0 (DCC SOUND VALUE-EQUIPPED)

Performs best on 18" radius curves or greater.

Suggested price: \$205.00 each



The Alco Moguls could go as fast as 70 miles per hour, making them useful for both light freight and passenger service. Bachmann's 2-6-0 model is a practical choice for your mainline and branchline railroads. This DCC sound-equipped Alco 2-6-0 includes our Sound Value *SoundTraxx*® sound package with authentic prototypical chuff, short and long whistles, bell, air pump, steam release, and blower.

### Features include:

- DCC sound-equipped
- dual-mode NMRA-compliant decoder
- die-cast chassis
- die-cast cylinders
- metal valve gear and side rods
- operating LED headlight and backup light
- metal cut levers
- metal handrails
- metal wheels
- *E-Z Mate*® Mark II couplers



**PENNSYLVANIA #3233**  
*(new roadnumber)*  
Item No. 51807



**NEW YORK CENTRAL® #1904**  
*(new roadnumber)*  
Item No. 51808



**ATSF #9449**  
*(new roadnumber)*  
Item No. 51809



**UNION PACIFIC® #39**  
*(new roadnumber)*  
Item No. 51810



**BOSTON & MAINE #1360**  
Item No. 51811



**WABASH #573**  
*(not shown)*  
Item No. 51812



**LACKAWANNA #565**  
*(not shown)*  
Item No. 51813



**CANADIAN NATIONAL #409**  
*(not shown)*  
Item No. 51814

DCC SOUND VALUE ON BOARD™

### 2-8-4 BERKSHIRE STEAM LOCOMOTIVE & TENDER with OPERATING HEADLIGHT (DCC EQUIPPED)

Performs best on 22" radius curves or greater.

Suggested price: \$225.00 each



DCC ON BOARD® locomotives feature dual-mode digital command control decoders enabling operation with a standard DC analog power pack or any NMRA-compliant Digital Command Control system. Speed, direction, and lighting control.




PERE MARQUETTE #1225  
Item No. 50901



PERE MARQUETTE #1218  
Item No. 50902



NICKEL PLATE #763 - RAIL FAN VERSION  
Item No. 50907



PAINTED, UNLETTERED - NICKEL PLATE VERSION  
Item No. 50949





## GS64 4-8-4 & TENDER with OPERATING HEADLIGHT (DCC EQUIPPED)

Performs best on 22" radius curves or greater.

Suggested price: price to be announced

DCC ON BOARD® locomotives feature dual-mode digital command control decoders enabling operation with a standard DC analog power pack or any NMRA-compliant Digital Command Control system. Speed, direction, and lighting control.



WESTERN PACIFIC #485

(not shown)

Item No. 50206

## GS4 4-8-4 & TENDER with OPERATING HEADLIGHT (DCC EQUIPPED)

Performs best on 22" radius curves or greater.

Suggested price: \$250.00 each

DCC ON BOARD® locomotives feature dual-mode digital command control decoders enabling operation with a standard DC analog power pack or any NMRA-compliant Digital Command Control system. Speed, direction, and lighting control.



SOUTHERN PACIFIC™ RAILFAN DAYLIGHT #4449

Item No. 50201



SOUTHERN PACIFIC™ DAYLIGHT #4446

Item No. 50202



### BALDWIN 2-8-0 CONSOLIDATION LOCOMOTIVE (DCC EQUIPPED)

Performs best on 18" radius curves or greater.

Suggested price: \$185.00 each

DCC ON BOARD® locomotives feature dual-mode digital command control decoders enabling operation with a standard DC analog power pack or any NMRA-compliant Digital Command Control system. Speed, direction, and lighting control.

# DCC ON BOARD®



WESTERN MARYLAND® #760  
(Fireball)  
Item No. 51307



NICKEL PLATE #493  
Item No. 51312



SOUTHERN #722  
(green)  
Item No. 51314



LEHIGH & NEW ENGLAND #304  
Item No. 51310



DURANGO & SILVERTON #493  
Item No. 51313



UNION PACIFIC® #617  
(new roadnumber)  
Item No. 51315

# NEW

WESTERN PACIFIC #35  
(not shown)  
Item No. 51316



# STEAM LOCOMOTIVES

# HO SCALE

**PRAIRIE 2-6-2 & TENDER**  
with SMOKE & OPERATING HEADLIGHT  
Performs best on 18" radius curves or greater.

Suggested price: \$125.00 each



**UNION PACIFIC® #1836**  
Item No. 51501



**SOUTHERN**  
Item No. 51504



**BALTIMORE & OHIO® #9721**  
Item No. 51512



**RIO GRANDE™ #76**  
*(Flying Grande)*  
Item No. 51517



**NEW YORK CENTRAL® #1908**  
Item No. 51521





**USRA 0-6-0 & SLOPE TENDER**  
with SMOKE & OPERATING HEADLIGHT  
Performs best on 18" radius curves or greater.

Suggested price: \$130.00 each

DCC ON BOARD® locomotives feature dual-mode digital command control decoders enabling operation with a standard DC analog power pack or any NMRA-compliant Digital Command Control system. Speed, direction, and lighting control.



**SANTA FE #2121**  
Item No. 51602



**BALTIMORE & OHIO® #353**  
Item No. 51603



**NEW YORK CENTRAL® #232**  
Item No. 51605



**NEW HAVEN #2333**  
*(not shown)*  
Item No. 51606



**BURLINGTON #233**  
*(not shown)*  
Item No. 51607



Have a question? You can  
"Ask the Bach-Man" on  
our message board at  
[www.bachmanntrains.com!](http://www.bachmanntrains.com!)

# STEAM LOCOMOTIVES

# HO SCALE

**USRA 0-6-0 & SLOPE TENDER**  
with SMOKE & OPERATING HEADLIGHT  
Performs best on 18" radius curves or greater.

Suggested price: \$100.00 each



**SANTA FE #2128**  
Item No. 50604



**UNION PACIFIC® #4442**  
Item No. 50603



**NEW YORK CENTRAL® #1434**  
Item No. 50605



**CANADIAN NATIONAL #7356**  
Item No. 50606



**BALTIMORE & OHIO®**  
Item No. 50612




**PENNSYLVANIA #3234**  
Item No. 50615



**USRA 0-6-0 & VANDERBILT TENDER with SMOKE & OPERATING HEADLIGHT (DCC EQUIPPED)**  
Performs best on 18" radius curves or greater.

Suggested price: \$130.00



**UNION PACIFIC® #4443**  
(Greyhound)  
Item No. 51901



**USRA 0-6-0 & VANDERBILT TENDER with SMOKE & OPERATING HEADLIGHT**  
Performs best on 18" radius curves or greater.

Suggested price: \$100.00 each



**NASHVILLE, CHATTANOOGA & ST. LOUIS #567**  
Item No. 50702



**UNION PACIFIC® #4441**  
(Greyhound)  
Item No. 50701



**SOUTHERN PACIFIC LINES #1273**  
(not shown)  
Item No. 50703



**SEABOARD #1094**  
(not shown)  
Item No. 50704

**AMERICAN 4-4-0 & TENDER with OPERATING HEADLIGHT**  
Performs best on 18" radius curves or greater.

Suggested price: \$125.00 each



**UNION PACIFIC® #119**  
Item No. 51101



**SANTA FE #91**  
(not shown)  
Item No. 51102



**PENNSYLVANIA**  
Item No. 51114



## USRA 0-6-0 & SHORT HAUL TENDER with SMOKE & OPERATING HEADLIGHT (*DCC EQUIPPED*)

Performs best on 18" radius curves or greater.

Suggested price: \$130.00



**SMOKY MOUNTAIN #45**  
Item No. 52001

**DCC**<sup>®</sup>  
**ON BOARD**

DCC ON BOARD

## USRA 0-6-0 & SHORT HAUL TENDER with SMOKE & OPERATING HEADLIGHT

Performs best on 18" radius curves or greater.

Suggested price: \$100.00



**SMOKY MOUNTAIN #97**  
Item No. 50440

## AMERICAN 4-4-0 & TENDER (continued)



**BALTIMORE & OHIO<sup>®</sup>**  
(1890s version - Royal Blue)  
Item No. 51144



**CENTRAL PACIFIC #60 "JUPITER"**  
Item No. 51124



### EMD DD40AX CENTENNIAL (DCC SOUND VALUE-EQUIPPED)

Performs best on 22" radius curves or greater.

Suggested price: \$275.00 each

The largest diesel locomotive ever made is now available in a DCC sound-equipped model that includes our Sound Value *SoundTraxx*® diesel sound package with prototypical prime movers (dual-motor sound), 3 air horns, dynamic brakes, and bell—all in polyphonic 16-bit sound. Dual motors per the prototype, operating “gumball” light, lighted number boards, and *E-Z Mate*® Mark II couplers.



**UNION PACIFIC® #6900**  
(not shown)  
Item No. 65101



**UNION PACIFIC® #6929**  
Item No. 65102



**UNION PACIFIC® #6940**  
(not shown)  
Item No. 65103

### GE ES44AC (DCC SOUND VALUE-EQUIPPED)

price to be announced



Bachmann is proud to commemorate Norfolk Southern's 30th anniversary milestone with these GE ES44AC DCC sound-equipped locomotives in heritage paint schemes. They join our line of DCC sound-equipped models featuring our Sound Value *SoundTraxx*® diesel sound package with prototypical prime mover, 3 air horns, and bell—all in 16-bit polyphonic sound.



**CENTRAL OF GEORGIA**  
Item No. 65401



**SOUTHERN**  
Item No. 65402



**LEHIGH VALLEY**  
Item No. 65403



**PENNSYLVANIA**  
Item No. 65404



**NICKEL PLATE ROAD**  
Item No. 65405



Prototype photographs shown for illustrative purposes.

## EMD DD40AX CENTENNIAL (DCC EQUIPPED)

Performs best on 22" radius curves or greater.

Suggested price: \$175.00 each

DCC ON BOARD® locomotives feature dual-mode digital command control decoders enabling operation with a standard DC analog power pack or any NMRRA-compliant Digital Command Control system. Speed, direction, and lighting control. This EMD DD40AX also features dual motors per the prototype.



UNION PACIFIC® #6900  
(not shown)  
Item No. 62105

UNION PACIFIC® #6910  
Item No. 62106

## SD70ACe (DCC SOUND VALUE-EQUIPPED)

price to be announced



Bachmann is proud to commemorate Norfolk Southern's 30th anniversary milestone with these SD70ACe DCC sound-equipped locomotives in heritage paint schemes. They join our line of DCC sound-equipped models featuring our Sound Value *SoundTraxx*® diesel sound package with prototypical prime mover, 3 air horns, and bell—all in 16-bit polyphonic sound.



WABASH  
Item No. 66001



ERIE  
Item No. 66002



JERSEY CENTRAL LINES  
Item No. 66003



NEW YORK CENTRAL  
Item No. 66004



VIRGINIAN  
Item No. 66005



Prototype photographs shown for illustrative purposes.



### E60CP (DCC EQUIPPED)

Performs best on 22" radius curves or greater.

Suggested price: \$152.00 each



DCC ON BOARD® locomotives feature dual-mode digital command control decoders enabling operation with a standard DC analog power pack or any NMRA-compliant Digital Command Control system. Speed, direction, and lighting control.

### F7-A DIESEL LOCOMOTIVE (DCC-READY)

Performs best on 18" radius curves or greater.

Suggested price: \$79.00 each

Die-cast chassis, operating single or dual headlight per prototype, teardrop windows, separate windshield wipers, and *E-Z Mate*® Mark II couplers. DCC ready with a factory-installed 8-pin socket for DCC decoder installation of your choice.



**WESTERN MARYLAND®**  
(speed lettering)  
Item No. 63706



**CHESAPEAKE & OHIO®**  
(not shown)  
Item No. 63708



**DENVER & RIO  
GRANDE WESTERN™**  
Item No. 63707



**BALTIMORE & OHIO®**  
(not shown)  
Item No. 63709



**ALASKA**  
Item No. 63710



### F7-B DIESEL LOCOMOTIVE (DCC-READY)

Performs best on 18" radius curves or greater.

Suggested price: \$79.00 each

Die-cast chassis and *E-Z Mate*® Mark II couplers. DCC ready with a factory-installed 8-pin socket for DCC decoder installation of your choice.



**WESTERN MARYLAND®**  
(speed lettering)  
Item No. 63806



**CHESAPEAKE & OHIO®**  
(not shown)  
Item No. 63808



**DENVER & RIO GRANDE WESTERN™**  
Item No. 63807



**BALTIMORE & OHIO®**  
(not shown)  
Item No. 63809



**ALASKA**  
(not shown)  
Item No. 63810

# ELECTRIC AND DIESEL LOCOMOTIVES

# HO SCALE

## E60CP (DCC EQUIPPED) (continued)



**AMTRAK PHASE II #976**  
Item No. 65506



**AMTRAK PHASE III #978**  
Item No. 65507

## F7-A DIESEL LOCOMOTIVE (DCC SOUND VALUE-EQUIPPED)

Performs best on 18" radius curves or greater.

Suggested price: \$169.00 each



This DCC sound-equipped model includes our Sound Value *SoundTraxx*® diesel sound package with prototypical 567 prime mover, 3 air horns, and bell—all in polyphonic 16-bit sound. Die-cast chassis, operating single or dual headlight per prototype, teardrop windows, separate windshield wipers, and *E-Z Mate*® Mark II couplers.



**SANTA FE**  
*(red & silver; not shown)*  
Item No. 64301



**NEW YORK CENTRAL®**  
*(lightning stripe)*  
Item No. 64302



**NORFOLK SOUTHERN #4271**  
*(not shown)*  
Item No. 64303



**SOUTHERN PACIFIC™**  
*(Black Widow)*  
Item No. 64304



**PENNSYLVANIA**  
*(single stripe)*  
Item No. 64305

## F7-B DIESEL LOCOMOTIVE (DCC SOUND VALUE-EQUIPPED)

Performs best on 18" radius curves or greater.

Suggested price: \$169.00 each



This DCC sound-equipped model includes our Sound Value *SoundTraxx*® diesel sound package with prototypical 567 prime mover, 3 air horns, and bell—all in polyphonic 16-bit sound. Die-cast chassis and *E-Z Mate*® Mark II couplers.



**SANTA FE**  
*(red & silver; not shown)*  
Item No. 64401



**NEW YORK CENTRAL®**  
*(lightning stripe; not shown)*  
Item No. 64402



**NORFOLK SOUTHERN #4276**  
*(not shown)*  
Item No. 64403



**SOUTHERN PACIFIC™**  
*(Black Widow; not shown)*  
Item No. 64404



**PENNSYLVANIA**  
*(single stripe)*  
Item No. 64405

### ALCO FA2 DIESEL (DCC-READY)

Performs best on 18" radius curves or greater.

Suggested price: \$115.00 each

The FA2 had several upgrades over the FA1 including an improved 1600-horsepower Model 244 engine. Bachmann is pleased to offer the FA2 in this DCC-ready model with factory-installed 8-pin socket for DCC decoder installation of your choice.

**Features include:**

- operating headlight
- die-cast chassis
- dual flywheels
- metal handrails
- detailed fan
- *E-Z Mate*® Mark II couplers



**CANADIAN NATIONAL**  
Item No. 64601



**NEW YORK CENTRAL®**  
Item No. 64602



**ERIE LACKAWANNA**  
Item No. 64603



**LOUISVILLE & NASHVILLE**  
Item No. 64604



**BALTIMORE & OHIO®**  
Item No. 64605



**PENNSYLVANIA**  
(single stripe Keystone)  
Item No. 64606

### ALCO FB2 DIESEL (DCC-READY)

Performs best on 18" radius curves or greater.

Suggested price: \$115.00 each

Bachmann is pleased to offer the FB2 in this DCC-ready model. It runs great alone, or create your own consist with our FA2s. Factory-installed 8-pin socket for DCC decoder installation of your choice.

**Features include:**

- die-cast chassis
- dual flywheels
- metal handrails
- detailed fan
- *E-Z Mate*® Mark II couplers



**CANADIAN NATIONAL**  
Item No. 64801



**NEW YORK CENTRAL®**  
Item No. 64802



**ERIE LACKAWANNA**  
Item No. 64803



**LOUISVILLE & NASHVILLE**  
Item No. 64804



**BALTIMORE & OHIO®**  
Item No. 64805



**PENNSYLVANIA**  
(single stripe Keystone)  
Item No. 64806



## ALCO FA2 DIESEL (DCC SOUND VALUE-EQUIPPED)

Performs best on 18" radius curves or greater.



Suggested price: \$195.00 each

The FA2 had several upgrades over the FA1 including an improved 1600-horsepower Model 244 engine. This DCC sound-equipped FA2 includes our Sound Value *SoundTraxx*® diesel sound package with prototypical prime mover, 3 air horns, and bell—all in 16-bit polyphonic sound.

### Features include:

- DCC sound-equipped
- operating headlight
- die-cast chassis
- dual flywheels
- metal handrails
- detailed fan
- *E-Z Mate*® Mark II couplers



CANADIAN NATIONAL  
Item No. 64701



NEW YORK CENTRAL®  
Item No. 64702



ERIE LACKAWANNA  
Item No. 64703



LOUISVILLE & NASHVILLE  
Item No. 64704



BALTIMORE & OHIO®  
Item No. 64705



PENNSYLVANIA  
(single stripe Keystone)  
Item No. 64706

## ALCO FB2 DIESEL (DCC SOUND VALUE-EQUIPPED)

Performs best on 18" radius curves or greater.



Suggested price: \$195.00 each

This DCC sound-equipped FB2 includes our Sound Value *SoundTraxx*® diesel sound package with prototypical prime mover, 3 air horns, and bell—all in 16-bit polyphonic sound.

### Features include:

- DCC sound-equipped
- die-cast chassis
- dual flywheels
- metal handrails
- detailed fan
- *E-Z Mate*® Mark II couplers



CANADIAN NATIONAL  
Item No. 64901



NEW YORK CENTRAL®  
Item No. 64902



ERIE LACKAWANNA  
Item No. 64903



LOUISVILLE & NASHVILLE  
Item No. 64904



BALTIMORE & OHIO®  
Item No. 64905



PENNSYLVANIA  
(single stripe Keystone)  
Item No. 64906

DCC SOUND VALUE ON BOARD™

### ALCO RS-3 (DCC SOUND VALUE-EQUIPPED)

Performs best on 18" radius curves or greater.

Suggested price: \$199.00 each



This DCC sound-equipped model includes our Sound Value *SoundTraxx*® diesel sound package with prototypical prime mover, 3 air horns, and bell—all in 16-bit polyphonic sound. Die-cast chassis, all-wheel drive, precision can motor, dual precision-balanced flywheels, super-quiet helical cut gears, metal cut levers, finescale handrails, blackened metal wheels, prototype-specific directional headlights, RP25 wheel contours, and *E-Z Mate*® Mark II couplers.



DELAWARE & HUDSON #4103  
Item No. 63901



CP RAIL #8438  
(multimark)  
Item No. 63902



BOSTON & MAINE #1536  
Item No. 63903



ERIE #932  
Item No. 63904



L & N #108  
Item No. 63905

# DIESEL LOCOMOTIVES

# HO SCALE

## ALCO RS-3 DIESEL LOCOMOTIVE (DCC EQUIPPED)

Performs best on 18" radius curves or greater.

Suggested price: \$120.00 each

# DCC ON BOARD

Introduced in 1950, this all-purpose 1600-HSP locomotive had the stamina and strength for freight and passenger service yet was agile enough for yard work. With its rugged, dependable design, it's no wonder that many of these versatile RS-3 locomotives are still working today on short lines, tourist lines, and hauling freight.

### Features include:

- DCC-equipped for speed, direction, and lighting
- dual-mode NMRA-compliant decoder with 8-pin plug
- all-wheel drive
- precision can motor
- dual, precision-balanced flywheels
- super-quiet, helical cut gears
- die-cast chassis
- metal cut levers
- finescale handrails
- blackened metal wheels
- prototype-specific headlights
- RP25 wheel contours
- *E-Z Mate*® Mark II couplers



BOSTON & MAINE #1545  
Item No. 64201



WESTERN MARYLAND® #198  
(speed lettering)  
Item No. 64203



SOUTHERN #2735  
Item No. 64208



CANADIAN NATIONAL #3019  
Item No. 64207

**NEW**

ROCK ISLAND #493  
(not shown)  
Item No. 64209



PENNSYLVANIA #8601  
(new roadnumber)  
Item No. 64210

**NEW**



NEW YORK CENTRAL® #8295  
(lightning stripe; new roadnumber)  
Item No. 64211

**NEW**

DCC ON BOARD



### ALCO S2 DIESEL SWITCHER (DCC-READY)

Performs best on 18" radius curves or greater.

Suggested price: \$109.00 each

All new tooling with die-cast chassis, all-wheel drive, flywheel, operating directional headlights with soft white LED lighting, prototypical Blunt trucks, and *E-Z Mate*® Mark II couplers. DCC ready with a factory-installed 8-pin socket for DCC decoder installation of your choice.



**SOUTHERN #2230**  
Item No. 63306



**WESTERN PACIFIC #562**  
Item No. 63307



**NICKEL PLATE #38**  
Item No. 63308



**CP RAIL #7020**  
Item No. 63309



**CHICAGO BURLINGTON  
& QUINCY #9302**  
Item No. 63310

## DIESEL LOCOMOTIVES

# HO SCALE

### ALCO S2 DIESEL SWITCHER (DCC SOUND VALUE-EQUIPPED)

Performs best on 18" radius curves or greater.

Suggested price: \$195.00 each



All new tooling. This DCC sound-equipped S2 diesel includes our Sound Value *SoundTraxx*® diesel sound package with prototypical 539 prime mover, 3 air horns, and bell—all in polyphonic 16-bit sound. Die-cast chassis, all-wheel drive, flywheel, operating directional headlights with soft white LED lighting, prototypical Blunt trucks, and *E-Z Mate*® Mark II couplers.



**NEW**

SANTA FE #2354  
Item No. 63401



**NEW**

BALTIMORE & OHIO® #9129  
(Capitol Dome)  
Item No. 63402



**NEW**

PENNSYLVANIA #8432  
Item No. 63403



**NEW**

UNION PACIFIC® #1148  
(Dependable Transportation)  
Item No. 63404



**NEW**

UNITED STATES ARMY #7109  
Item No. 63405

DCC SOUND VALUE ON BOARD™

### ALCO S4 DIESEL (DCC SOUND VALUE-EQUIPPED)

Performs best on 18" radius curves or greater.

Suggested price: \$190.00 each



Alco's 1,000-horsepower S4 switcher was the fourth entry in the company's highly successful "S" series of diesels. This DCC sound-equipped S4 diesel includes our Sound Value *SoundTraxx*® diesel sound package with prototypical engine exhaust, 3 air horns, and bell—all in 16-bit polyphonic sound.

#### Features include:

- operating dual directional headlights
- die-cast fuel tanks and underframe
- E-Z Mate® Mark II couplers
- DCC sound value-equipped
- die-cast chassis
- die-cast gear tower



**SOUTHERN PACIFIC #1469**  
Item No. 63207



**NEW YORK CENTRAL SYSTEM  
P&LE #8663**  
Item No. 63208



**AT&T #1529**  
*(zebra stripe)*  
Item No. 63209



**UNION PACIFIC® #1167**  
*(Dependable Transportation)*  
Item No. 63210



**MILWAUKEE ROAD #816**  
*(not shown)*  
Item No. 63211



**ERIE LACKAWANNA #528**  
*(not shown)*  
Item No. 63212

### ALCO S4 DIESEL (DCC-READY)

Performs best on 18" radius curves or greater.

Suggested price: \$105.00 each

Alco's 1,000-horsepower S4 switcher was the fourth entry in the company's highly successful "S" series of diesels. Bachmann is pleased to offer the S4 in this DCC-ready model with factory-installed 8-pin socket for DCC decoder installation of your choice.

#### Features include:

- operating dual directional headlights
- die-cast chassis
- die-cast gear tower
- die-cast fuel tanks and underframe
- E-Z Mate® Mark II couplers



**WESTERN MARYLAND® #145**  
*(speed lettering)*  
Item No. 63101



**NEW YORK CENTRAL SYSTEM  
P&LE #8664**  
Item No. 63103



**ERIE #528**  
Item No. 63106



**GRAND TRUNK #8087**  
*(not shown)*  
Item No. 63107



**NORFOLK and WESTERN #2046**  
*(not shown)*  
Item No. 63108



**NORTHERN PACIFIC #713**  
*(not shown)*  
Item No. 63109



## DIESEL LOCOMOTIVES

# HO SCALE

### BALDWIN RF-16 SHARK A UNIT (DCC EQUIPPED)

Performs best on 18" radius curves or greater.

Suggested price: \$115.00 each

DCC ON BOARD® locomotives feature dual-mode digital command control decoders enabling operation with a standard DC analog power pack or any NMRA-compliant Digital Command Control system. Speed, direction, and lighting control.

# DCC ON BOARD®



**NEW YORK CENTRAL®**  
*(lightning stripe)*  
Item No. 61803



**BALTIMORE & OHIO®**  
Item No. 61804



**DELAWARE & HUDSON #1216**  
Item No. 61806



**PENNSYLVANIA**  
*(single stripe)*  
Item No. 61808

### BALDWIN RF-16 SHARK B UNIT (DCC EQUIPPED)

Performs best on 18" radius curves or greater.

Suggested price: \$115.00 each

DCC ON BOARD® locomotives feature dual-mode digital command control decoders enabling operation with a standard DC analog power pack or any NMRA-compliant Digital Command Control system. Speed, direction, and lighting control.

# DCC ON BOARD®



**NEW YORK CENTRAL®**  
*(lightning stripe)*  
Item No. 61903



**BALTIMORE & OHIO®**  
Item No. 61904

DCC ON BOARD®

### EMD GP50 with 8-WHEEL DRIVE

Performs best on 18" radius curves or greater.

Suggested price: \$63.00 each



**SOUTHERN #9014**  
Item No. 61205



**NORFOLK & WESTERN #6518**  
Item No. 61206

### EMD GP40 (DCC EQUIPPED)

Performs best on 18" radius curves or greater.

Suggested price: \$99.00 each

DCC ON BOARD® locomotives feature dual-mode digital command control decoders enabling operation with a standard DC analog power pack or any NMRA-compliant Digital Command Control system. Speed, direction, and lighting control.



**SANTA FE #3508**  
*(new roadnumber)*  
Item No. 60304



**CANADIAN NATIONAL #4008**  
*(not shown)*  
Item No. 60307



**DETROIT, TOLEDO & IRONTON #405**  
*(not shown)*  
Item No. 60310



**BNSF #3002**  
*(not shown)*  
Item No. 60305



**MILWAUKEE ROAD #2001**  
*(not shown)*  
Item No. 60308



**SEABOARD #626**  
*(not shown)*  
Item No. 60311

# DIESEL LOCOMOTIVES

# HO SCALE

## EMD GP50 with 8-WHEEL DRIVE (continued)



NORFOLK SOUTHERN #6551  
Item No. 61241



## EMD GP40 with 8-WHEEL DRIVE

Performs best on 18" radius curves or greater.

Suggested price: \$65.00 each



UNION PACIFIC®  
Item No. 63501



CSX® #6214  
(Dark Future)  
Item No. 63513



SANTA FE #3509  
(new roadnumber)  
Item No. 63515



CONRAIL #3078  
(new roadnumber)  
Item No. 63516



CHESSIE® #4135  
(new roadnumber)  
Item No. 63517

**NEW**

AMTRAK #651  
(not shown)  
Item No. 63518

**NEW**

MISSOURI-KANSAS-TEXAS #245  
(The Katy; not shown)  
Item No. 63519





### EMD SD40-2 (DCC EQUIPPED)

Performs best on 18" radius curves or greater.

Suggested price: \$105.00 each

DCC ON BOARD® locomotives feature dual-mode digital command control decoders enabling operation with a standard DC analog power pack or any NMRA-compliant Digital Command Control system. Speed, direction, and lighting control.



**CSX® #8861**  
*(Dark Future)*  
Item No. 60910



**BNSF #1692**  
Item No. 60911



**NORFOLK SOUTHERN #3411**  
*(Thoroughbred)*  
Item No. 60912



**SANTA FE #5020**  
*(new roadnumber)*  
Item No. 60913



**NEW YORK, SUSQUEHANNA & WESTERN #3018**  
*(not shown)*  
Item No. 60914



**MILWAUKEE ROAD #133**  
*(not shown)*  
Item No. 60915



# DIESEL LOCOMOTIVES

# HO SCALE

## EMD SD40-2

Performs best on 18" radius curves or greater.

Suggested price: \$77.00 each



KANSAS CITY SOUTHERN #647  
Item No. 67012



CSX® #8036  
(Bright Future)  
Item No. 67013



UNION PACIFIC® #4083  
Item No. 67014



WHEELING & LAKE ERIE #7377  
Item No. 67015



CANADIAN PACIFIC RAILWAY #6615  
(Modern)  
Item No. 67016



CANADIAN NATIONAL #6132  
(new roadnumber)  
Item No. 67017



CSX® #8833  
(Dark Future; new roadnumber)  
Item No. 67018



### EMD GP38-2 (DCC EQUIPPED)

Performs best on 18" radius curves or greater.

Suggested price: \$105.00 each

DCC ON BOARD® locomotives feature dual-mode digital command control decoders enabling operation with a standard DC analog power pack or any NMRA-compliant Digital Command Control system. Speed, direction, and lighting control.



**NORFOLK SOUTHERN #5815**  
*(Thoroughbred)*  
Item No. 61112



**BNSF #2264**  
Item No. 61113



**CSX® #2186**  
*(Dark Future)*  
Item No. 61114



**CANADIAN PACIFIC #3126**  
*(Multimark)*  
Item No. 61115



**UNION PACIFIC® #2021**  
*(new roadnumber)*  
Item No. 61116



Have a question? You can "Ask the Bach-Man" on our message board at [www.bachmanntrains.com!](http://www.bachmanntrains.com!)



## DIESEL LOCOMOTIVES

# HO SCALE

### EMD GP38-2

Performs best on 18" radius curves or greater.

Suggested price: \$79.00 each



**NEW ENGLAND CENTRAL #3848**  
Item No. 61711



**WISCONSIN CENTRAL #2001**  
Item No. 61712



**CANADIAN NATIONAL #4722**  
Item No. 61713



**CSX® #2784**  
*(Dark Future)*  
Item No. 61714



**SANTA FE #3524**  
Item No. 61715



**NORFOLK SOUTHERN #5616**  
*(Thoroughbred; new roadnumber)*  
Item No. 61716

**NEW**



### EMD GP35 (DCC EQUIPPED)

Performs best on 18" radius curves or greater.

Suggested price: \$99.00 each

DCC ON BOARD® locomotives feature dual-mode digital command control decoders enabling operation with a standard DC analog power pack or any NMRA-compliant Digital Command Control system. Speed, direction, and lighting control.



CONRAIL #2269  
Item No. 60702



CANADIAN PACIFIC #8205  
Item No. 60705



CP RAIL #5003  
Item No. 60709



FRISCO #726  
*(not shown)*  
Item No. 60716



ERIE LACKAWANNA #2553  
*(not shown)*  
Item No. 60717

### EMD GP30 (DCC EQUIPPED)

Performs best on 18" radius curves or greater.

Suggested price: \$99.00 each

DCC ON BOARD® locomotives feature dual-mode digital command control decoders enabling operation with a standard DC analog power pack or any NMRA-compliant Digital Command Control system. Speed, direction, and lighting control.



BALTIMORE & OHIO® #6936  
*(Capitol Dome)*  
Item No. 60806



PENNSYLVANIA #2212  
Item No. 60818



SANTA FE #3227  
*(new roadnumber)*  
Item No. 60817



ATLANTIC COAST LINE #902  
*(not shown)*  
Item No. 60818

## DIESEL LOCOMOTIVES

# HO SCALE

### EMD GP35

Performs best on 18" radius curves or greater.

Suggested price: \$79.00 each



CP RAIL #5006  
Item No. 11516



SANTA FE #2897  
Item No. 11517



UNION PACIFIC® #747  
Item No. 11519



ALASKA #2502  
Item No. 11522

### EMD GP30

Performs best on 18" radius curves or greater.

Suggested price: \$69.00 each



SANTA FE #3228  
*(new roadnumber)*  
Item No. 62307

**NEW**

GULF, MOBILE & OHIO #529  
*(not shown)*  
Item No. 62308

**NEW**

RIO GRANDE #3002  
*(Flying Grande; not shown)*  
Item No. 62309

**NEW**

NEW YORK CENTRAL® #6115  
*(not shown)*  
Item No. 62310



### EMD GP9 (DCC EQUIPPED)

Performs best on 18" radius curves or greater.

Suggested price: \$119.00 each

Built by the Electro-Motive Division of General Motors between 1954 and 1963, this entry in the "Geep" series was one of the best-selling diesels ever produced. It was distinguished by a powerful 16-cylinder 1,750-HSP 567 engine and available with optional dynamic brakes and winterization hatch.

#### Features include:

- DCC-equipped for speed, direction, and lighting
- dual-mode NMRA-compliant decoder with 8-pin plug
- all-wheel drive
- precision can motor
- dual, precision-balanced flywheels
- super-quiet drive train
- die-cast chassis
- metal cut levers
- finescale handrails
- blackened metal wheels
- directional lighting
- RP25 wheel contours
- E-Z Mate® Mark II couplers



**UNION PACIFIC® #150**  
(with dynamic brakes; new roadnumber)  
Item No. 62807



**PENNSYLVANIA #7085**  
(with dynamic brakes; new roadnumber)  
Item No. 62808



**SANTA FE #2937**  
(zebra stripe; with dynamic brakes; new roadnumber)  
Item No. 62809



**CANADIAN NATIONAL #1725**  
(with dynamic brakes; new roadnumber)  
Item No. 62810



**BURLINGTON #272**  
(without dynamic brakes; not shown)  
Item No. 62811



**BANGOR & AROOSTOCK #80**  
(with dynamic brakes; not shown)  
Item No. 62812



# DIESEL LOCOMOTIVES

# HO SCALE

## EMD GP7 (DCC EQUIPPED)

Performs best on 18" radius curves or greater.

Suggested price: \$119.00 each

DCC ON BOARD® locomotives feature dual-mode digital command control decoders enabling operation with a standard DC analog power pack or any NMRA-compliant Digital Command Control system. Speed, direction, and lighting control.

# DCC ON BOARD®



**CHESSIE® #5606**  
Item No. 62403



**BALTIMORE & OHIO® #6411**  
Item No. 62409



**ERIE #1211**  
(black & yellow)  
Item No. 62411



**RIO GRANDE #5102**  
Item No. 62412



**SOUTHERN #2183**  
(tuxedo scheme)  
Item No. 62413



**PENNSYLVANIA #8805**  
(new roadnumber)  
Item No. 62414



**NEW YORK CENTRAL® SYSTEM #5676**  
(new roadnumber)  
Item No. 62415

**NEW**

**WESTERN PACIFIC #709**  
(not shown)  
Item No. 62416



DCC ON BOARD®

### GE 70-TON DIESEL (*DCC EQUIPPED*)

Performs best on 18" radius curves or greater.

Suggested price: \$95.00 each

DCC ON BOARD® locomotives feature dual-mode digital command control decoders enabling operation with a standard DC analog power pack or any NMRA-compliant Digital Command Control system. Speed, direction, and lighting control.



LOUISVILLE & NASHVILLE® #99  
Item No. 60604



PAINTED, UNLETTERED - YELLOW & BLACK  
Item No. 60607



PAINTED, UNLETTERED - GREEN  
Item No. 60608



PAINTED, UNLETTERED - RED  
Item No. 60609



PAINTED, UNLETTERED - BLACK  
Item No. 60610



BETHLEHEM STEEL  
Item No. 60612



SOUTHERN PACIFIC™ #5114  
(black & orange)  
Item No. 60613



# DIESEL LOCOMOTIVES

# HO SCALE

## GE 44-TON SWITCHER (DCC EQUIPPED)

Performs best on 15" radius curves or greater.

Suggested price: \$105.00 each

# DCC ON BOARD



DCC ON BOARD® locomotives feature dual-mode digital command control decoders enabling operation with a standard DC analog power pack or any NMRA-compliant Digital Command Control system. Speed, direction, and lighting control.



**PAINTED, UNLETTERED - YELLOW  
with BLACK STRIPES**  
Item No. 62201



**PAINTED, UNLETTERED - BLACK**  
Item No. 62202



**SANTA FE #465**  
(zebra stripe; new roadnumber)  
Item No. 62211



**PENNSYLVANIA #9338**  
(new roadnumber)  
Item No. 62212



**DENVER & RIO GRANDE WESTERN™ #43**  
(new roadnumber)  
Item No. 62213

**NEW**

**NICKEL PLATE #91**  
(not shown)  
Item No. 62214

**NEW**

**CANADIAN NATIONAL #1**  
(not shown)  
Item No. 62215



DCC ON BOARD

**PCC STREETCAR with die-cast power truck**  
Performs best on 15" radius curves or greater.

Suggested price: \$60.00 each



**BROOKLYN & QUEENS TRANSIT**  
Item No. 62932



**ST. LOUIS RAILWAYS**  
Item No. 62933



**PHILADELPHIA - SEPTA**  
*(red, white & blue)*  
Item No. 62937



**PHILADELPHIA TRANSIT COMPANY**  
Item No. 62945



**TORONTO TRANSIT**  
Item No. 62935



**BOSTON**  
Item No. 62938



**BALTIMORE TRANSIT COMPANY**  
Item No. 62947

**NEW**

### CABLE CAR

Performs best on 15" radius curves or greater.

Suggested price: \$60.00 each



**CABLE CAR - RED**  
Item No. 60530




**CABLE CAR - GREEN**  
Item No. 60531

# STREET, TROLLEY, AND CABLE CARS

# HO SCALE

**BRILL TROLLEY with die-cast power truck**  
Performs best on 15" radius curves or greater.

Suggested price: \$52.00 each



**NEW ORLEANS**  
*(Desire St.)*  
Item No. 61036



**CHRISTMAS**  
Item No. 61040



**UNITED TRACTION**  
Item No. 61041




**NEW YORK CITY - THIRD AVENUE**  
Item No. 61042



**GREEN**  
Item No. 61043



## CABLE CAR (continued)



**BALTIMORE**  
Item No. 60533

**NEW**

**YELLOW & BROWN**  
with **ADVERTISING**  
*(not shown)*  
Item No. 60534





DCC ON BOARD

### MAINTENANCE OF WAY

#### HI RAIL EQUIPMENT TRUCK with CRANE (DCC EQUIPPED)

Suggested price: \$109.00 each

DCC-equipped for speed, direction and lighting control, our Hi Rail Equipment Truck also features a manually operated crane that moves up and down and swivels 360 degrees.



**NEW**

**PAINTED UNLETTERED  
WHITE**  
*(not shown)*  
Item No. 16901

**NEW**

**NORFOLK SOUTHERN**  
*(white; not shown)*  
Item No. 16902

**NEW**

**CONRAIL**  
Item No. 16903

**NEW**

**UNION PACIFIC®**  
*(white & yellow; not shown)*  
Item No. 16904


### "GANDY DANCER" OPERATING HAND CAR

Performs best on 15" radius curves or greater.

Suggested price: \$50.00 each



**ASSORTED COLORS**  
Item No. 46202



**CHRISTMAS**  
Item No. 46210

### HIGH RAILER - MAINTENANCE OF WAY VEHICLES

Performs best on 15" radius curves or greater.

Suggested price: \$65.00 each



**PICK-UP TRUCK with HIGH RAILERS**  
Item No. 46201



**RAIL DETECTOR STEP VAN with HIGH RAILERS**  
Item No. 46204



**BUS with HIGH RAILERS - WHITE**  
Item No. 46215

**NEW**

# SILVER SERIES® ROLLING STOCK

# HO SCALE

## 52' 6" FLAT CAR with 35' PIGGYBACK TRAILER

Suggested price: \$39.00 each

Existing and new tooling with moveable ramps.



**SANTA FE with NAVAJO FREIGHT LINES TRAILER**  
Item No. 16701



**BALTIMORE & OHIO® with REA TRAILER**  
Item No. 16702



**NEW YORK CENTRAL® with NYC® TRAILER**  
Item No. 16703



**READING with READING TRAILER**  
Item No. 16704



**ATLANTIC COAST LINE with YALE TRAILER**  
Item No. 16705



**WESTERN MARYLAND® with WESTERN MARYLAND® TRAILER**  
Item No. 16706

## 85' BUDD AMTRAK PASSENGER CAR with LIGHTED INTERIOR

Suggested price: \$50.00 each



**AMFLEET I PHASE II CAFÉ**  
Item No. 13110



**AMFLEET I PHASE III CAFÉ**  
Item No. 13111



**AMFLEET I PHASE IV CAFÉ**  
Item No. 13112



**AMFLEET I PHASE IV B COACH**  
Item No. 13114

### DOUBLE DECK PUSH/PULL COMMUTER CAR


Suggested price: \$55.00 each



**METROPOLITAN TRANSPORTATION AUTHORITY**  
Item No. 13246



**PAINTED, UNLETTERED - SILVER**  
with RED & BLUE STRIPES  
Item No. 13248



**PAINTED, UNLETTERED - SILVER**  
Item No. 13249

### 89' COLORADO RAILCAR FULL-DOME PASSENGER CAR

with LIGHTED INTERIOR

Performs best on 22" radius curves or greater.

Suggested price: \$63.00 each



**89' MCKINLEY EXPLORER "CHENA" #1052**  
(A Car)  
Item No. 13341



**89' MCKINLEY EXPLORER "EKLUTNA" #1054**  
(A Car)  
Item No. 13343



**89' MCKINLEY EXPLORER "TALKEETNA" #1057**  
(B Car)  
Item No. 13344



**89' MCKINLEY EXPLORER "CHULITNA" #1056**  
(A Car)  
Item No. 13347



**89' PRINCESS® "SANFORD" #7086**  
(A Car)  
Item No. 13345



**89' PRINCESS® "HUNTER" #7087**  
(A Car)  
Item No. 13346



## 85' BUDD FULL-DOME PASSENGER CAR with LIGHTED INTERIOR

Suggested price: \$49.00 each



**SANTA FE**  
Item No. 13002



**AMTRAK PHASE I**  
Item No. 13005



**AMTRAK PHASE II**  
Item No. 13032



**MCKINLEY EXPLORER**  
Item No. 13037



**GREAT NORTHERN**  
Item No. 13011



**ROYAL GORGE**  
Item No. 13035



**NORFOLK SOUTHERN**  
Item No. 13047

## 85' SMOOTH-SIDE FULL-DOME PASSENGER CAR with LIGHTED INTERIOR

Suggested price: \$49.00 each



**SOUTHERN PACIFIC™**  
Item No. 13007



The *Silver Series*® rolling stock on these pages feature:

- blackened metal wheels
- body-mounted couplers
- non-magnetic axles

### OPEN-SIDED EXCURSION CAR with SEATS

Suggested price: \$39.00 each




**DURANGO & SILVERTON**  
Item No. 17432



**ROYAL GORGE**  
Item No. 17435



**CASS SCENIC RAILROAD**  
Item No. 17445



**PAINTED, UNLETTERED - SILVER & BLACK**  
Item No. 17447




**PAINTED, UNLETTERED - YELLOW & SILVER**  
Item No. 17448




**PAINTED, UNLETTERED - GREEN, RED & GOLD**  
Item No. 17449

### JACKSON SHARP OPEN-SIDED EXCURSION CAR

Suggested price: \$49.00 each



**PAINTED, UNLETTERED - GREEN & RED**  
Item No. 19346



**PAINTED, UNLETTERED -  
YELLOW & SILVER**  
Item No. 19348

# SILVER SERIES® ROLLING STOCK

# HO SCALE

## 1860-1880 PASSENGER CARS

Suggested price: \$25.00 each



COMBINE - PAINTED, UNLETTERED - RED  
Item No. 13502



COACH - PAINTED, UNLETTERED - RED  
Item No. 13402



COMBINE - PAINTED, UNLETTERED - YELLOW  
Item No. 13503



COACH - PAINTED, UNLETTERED - YELLOW  
Item No. 13403




COMBINE - DURANGO & SILVERTON #213 "HOME RANCH"  
*(new car name)*  
Item No. 13504



COACH - DURANGO & SILVERTON #270 "PINKERTON"  
*(new car name)*  
Item No. 13404

## JACKSON SHARP OPEN-SIDED EXCURSION CAR (continued)



PAINTED, UNLETTERED -  
RED & BROWN  
Item No. 19349





### 56' ACF CENTER-FLOW HOPPER

Suggested price: \$23.00 each



**CSX® #256439**  
Item No. 17501



**SANTA FE**  
Item No. 17502



**KANSAS CITY SOUTHERN**  
Item No. 17503



**NEW YORK CENTRAL® - JADE GREEN**  
Item No. 17520



**NEW YORK CENTRAL® - GRAY**  
Item No. 17523



**CP RAIL**  
Item No. 17529



**CARGILL SALT**  
Item No. 17531



**DT & I**  
Item No. 17532



**SHELL**  
Item No. 17534



**OMYA**  
Item No. 17546



**MONSANTO**  
Item No. 17547



# SILVER SERIES® ROLLING STOCK

# HO SCALE

## CANADIAN 4-BAY CYLINDRICAL GRAIN HOPPER

Suggested price: \$23.00 each



**SANTA FE**  
Item No. 19102



**GREAT NORTHERN**  
Item No. 19111



**CANADIAN NATIONAL**  
Item No. 19113



**CANADIAN PACIFIC**  
Item No. 19129



**CANADA GRAIN**  
Item No. 19131




**CN ENVIRONMENTAL MODE**  
Item No. 19132



**CANADIAN NATIONAL - DEMONSTRATOR**  
Item No. 19133



**GOVERNMENT OF CANADA - RED**  
Item No. 19134



**GOVERNMENT OF CANADA - YELLOW**  
Item No. 19136



**ALBERTA/EDMONTON**  
Item No. 19138



**HERITAGE FUND**  
Item No. 19139



**SASKATCHEWAN - WHEAT HERALD**  
Item No. 19140



**POTASH**  
Item No. 19141



**CANADIAN PACIFIC**  
Item No. 19142



**POTASH CORPORATION**  
Item No. 19143

**NEW**

**BNSF**  
(not shown)  
Item No. 19144



The *Silver Series*® rolling stock on these pages feature:

- blackened metal wheels
- body-mounted couplers
- non-magnetic axles





### ACF 50'6" OUTSIDE BRACED SLIDING DOOR BOX CAR

Suggested price: \$30.00 each

Operating sliding doors, 100-ton roller-bearing trucks, metal wheels, detailed underframe, optional tack boards included, and *E-Z Mate*® Mark II couplers.



**MCCLOUD RIVER**  
Item No. 19602



**MIDDLETOWN & NEW JERSEY**  
Item No. 19603



**CHATTAHOOCHEE**  
Item No. 19605



**BURLINGTON NORTHERN**  
Item No. 19606

**NEW**


**SOUTHERN #550 555**  
*(not shown)*  
Item No. 19607



**RAIL BOX #32416**  
*(new roadnumber)*  
Item No. 19608

### 50' SLIDING DOOR BOX CAR

Suggested price: \$29.00 each



**CENTRAL OF GEORGIA**  
*(with roof walk)*  
Item No. 19401



**NEW YORK CENTRAL®**  
*(with roof walk)*  
Item No. 19402



**DELAWARE & HUDSON**  
*(I Love New York; without roof walk)*  
Item No. 19405




**SANTA FE**  
*(with roof walk)*  
Item No. 19406



**ATLANTIC COAST LINE**  
*(with roof walk)*  
Item No. 19407



**UNION PACIFIC®**  
*(without roof walk)*  
Item No. 19408



**WESTERN MARYLAND®**  
*(speed lettering; with roof walk)*  
Item No. 19409



**PENNSYLVANIA**  
*(with roof walk)*  
Item No. 19410



50' PLUG-DOOR BOX CAR

Suggested price: \$22.00 each



SANTA FE  
Item No. 18002



PENNSYLVANIA  
*(not shown)*  
Item No. 18014



BALTIMORE & OHIO® - BLUE with YELLOW  
Item No. 18015



NEW YORK CENTRAL®  
Item No. 18020



FRISCO  
Item No. 18025



CP RAIL  
Item No. 18027



NEW HAVEN  
*(not shown)*  
Item No. 18031



GULF, MOBILE & OHIO  
*(not shown)*  
Item No. 18032



50' STEEL REEFER

Suggested price: \$22.00 each



UNION PACIFIC®  
Item No. 17901



SANTA FE  
Item No. 17902



BURLINGTON NORTHERN  
Item No. 17903



MILWAUKEE ROAD  
Item No. 17917



ERIE LACKAWANNA  
*(not shown)*  
Item No. 17928



NORTHERN PACIFIC  
*(not shown)*  
Item No. 17935



TROPICANA  
Item No. 17947




### EVANS ALL-DOOR BOX CAR

Suggested price: \$23.50 each



**SOUTHERN**  
Item No. 18104




**TRIANGLE PACIFIC**  
Item No. 18138



**SANTA FE #3785**  
*(new roadnumber)*  
Item No. 18140



**CANADIAN FOREST #4541**  
*(new roadnumber)*  
Item No. 18141



**SOUTHERN PACIFIC™ #51188**  
*(new roadnumber)*  
Item No. 18142

### 40' STOCK CAR

Suggested price: \$22.00 each



**UNION PACIFIC®**  
Item No. 18501



**SANTA FE**  
Item No. 18502



**SOUTHERN PACIFIC™**  
Item No. 18507



**BALTIMORE & OHIO®**  
Item No. 18512



**NEW YORK CENTRAL®**  
Item No. 18520



**CANADIAN PACIFIC**  
Item No. 18524

### 50' HUMANE LIVESTOCK CAR

Item No. 18549 • Suggested price: \$23.00



The *Silver Series*® rolling stock on these pages feature:

- blackened metal wheels
- body-mounted couplers
- non-magnetic axles



**CP RAIL**  
Item No. 18527

# SILVER SERIES® ROLLING STOCK

# HO SCALE

## 40' BOX CAR

Suggested price: \$23.00 each



**NEW YORK,  
SUSQUEHANNA & WESTERN**  
*(Suzy Q)*  
Item No. 17001



**GREAT NORTHERN**  
Item No. 17002



**SOUTHERN**  
Item No. 17004



**PRR MERCHANDISE SERVICE**  
Item No. 17014

**NEW**


**MISSOURI PACIFIC - "HERBIE"**  
*(not shown)*  
Item No. 17022



**LEHIGH VALLEY**  
Item No. 17023



**CHICAGO & ILLINOIS MIDLAND**  
Item No. 17025



**NEW HAVEN - MCGINNIS**  
Item No. 17027



**NEW HAVEN - RED**  
Item No. 17031



**TOLEDO, PEORIA & WESTERN**  
Item No. 17032



**BANGOR & AROOSTOOK**  
Item No. 17038



**TORONTO, HAMILTON & BUFFALO**  
Item No. 17043



**SEABOARD®**  
Item No. 17046



**BOSTON & MAINE**  
Item No. 17048





### TRACK CLEANING TANK CAR

Suggested price: \$46.00 each

Includes a removable dry pad (dishwasher-safe) as shown. Replacement pads are available.



**MAINTENANCE OF WAY**  
Item No. 16301



**UTLX**  
Item No. 16302



**UNLETTERED - OXIDE RED**  
Item No. 16303



**UNLETTERED - SILVER**  
Item No. 16304

**TRACK CLEANING  
REPLACEMENT PADS**  
(2 per pack; not shown)  
Item No. 16949  
Suggested price: \$18.50

### 40' SINGLE-DOME TANK CAR

Suggested price: \$22.00 each



**NEW**

**U.S. ARMY**  
(not shown)  
Item No. 17815



**FRONTENAC**  
Item No. 17826



**TEXACO**  
Item No. 17828



**GRAMPS**  
Item No. 17832



**SHELL**  
Item No. 17834

**NEW**

**CLARK**  
(not shown)  
Item No. 17836



**QUAKER STATE**  
Item No. 17837



**EXXON**  
Item No. 17838

**NEW**

**TIDEWATER**  
(not shown)  
Item No. 17842



**GRAMS**  
Item No. 17846




**C. F. SIMONIN'S SONS, INC.**  
Item No. 17847



**SPARTON OIL COMPANY**  
Item No. 17848

## 52' CENTER-DEPRESSED FLAT CAR



**DESERT MILITARY with MISSILE**  
Item No. 18344 • Suggested price: \$29.00



**OLIVE DRAB MILITARY with MISSILE**  
Item No. 18345 • Suggested price: \$29.00



**with BOILER**  
Item No. 18346 • Suggested price: \$28.00



**with MISSILE**  
Item No. 18347 • Suggested price: \$29.00



**with TRANSFORMER**  
Item No. 18348 • Suggested price: \$24.50



**with NO LOAD**  
Item No. 18349 • Suggested price: \$23.00

## 40' THREE-DOME TANK CAR

Suggested price: \$22.00 each



**PHILADELPHIA QUARTZ COMPANY**  
Item No. 17128



**DEEP ROCK**  
Item No. 17130



**SHELL**  
Item No. 17134



**QUAKER STATE**  
Item No. 17137



**NORTHERN CALIFORNIA WINERIES**  
Item No. 17141



**TRANSCONTINENTAL OIL CO.**  
Item No. 17142



**CHEMCELL**  
Item No. 17143



**CARBIDE and CARBON CHEMICALS**  
Item No. 17144



**COOK PAINT & VARNISH CO.**  
*(not shown)*  
Item No. 17145



**BRITISH AMERICAN OIL**  
*(not shown)*  
Item No. 17146



### 55-TON 2-BAY USRA OUTSIDE BRACED HOPPER with REMOVABLE COAL LOAD

Suggested price: \$29.00 each



**DELAWARE & HUDSON**  
Item No. 19505



**CLINCHFIELD**  
Item No. 19506



**PENNSYLVANIA #158637**  
Item No. 19507



**ERIE #159100**  
Item No. 19508



**BALTIMORE & OHIO® #723046**  
*(Capitol Dome; new roadnumber)*  
Item No. 19509

**NEW**

**NEW YORK CENTRAL® - BIG FOUR**  
*(not shown)*  
Item No. 19510

### 40' QUAD HOPPER

Suggested price: \$21.00 each



**PENNSYLVANIA - BLACK**  
Item No. 17601



**CHESAPEAKE & OHIO® #71515**  
Item No. 17602



**SOUTHERN**  
Item No. 17604

**NEW**

**ROCK ISLAND**  
*(not shown)*  
Item No. 17608



**BALTIMORE & OHIO®**  
*(Capitol Dome)*  
Item No. 17612



**CSX®**  
Item No. 17618

**NEW**

**DELAWARE & HUDSON**  
*(not shown)*  
Item No. 17627



**NORFOLK & WESTERN**  
Item No. 17642

**NEW**

**BOSTON & MAINE**  
*(not shown)*  
Item No. 17644



# SILVER SERIES® ROLLING STOCK

# HO SCALE

## ORE CAR

Suggested price: \$21.00 each



**UNION PACIFIC®**  
Item No. 18601



**CONRAIL**  
Item No. 18606



**PENNSYLVANIA**  
Item No. 18614

**NEW**

**CP RAIL**  
*(Multimark: not shown)*  
Item No. 18627



**NORFOLK & WESTERN**  
Item No. 18642



**DULUTH, MISSABE & IRON RANGE  
MINERAL RED**  
Item No. 18644

## BETHLEHEM STEEL 100-TON THREE-BAY HOPPER

Suggested price: \$28.50 each



**UNION PACIFIC® #36255**  
Item No. 18702



**NEW**

**DETROIT, TOLEDO & IRONTON**  
*(not shown)*  
Item No. 18730

**NEW**

**WHEELING & LAKE ERIE**  
*(not shown)*  
Item No. 18731



**PENNSYLVANIA - YELLOW BALL #180658**  
Item No. 18714



**WESTERN MARYLAND® #63834**  
Item No. 18737



**NORFOLK SOUTHERN #144913**  
Item No. 18741

### 52' FLAT CAR

Suggested price: \$22.00 each



**UNION PACIFIC®**  
Item No. 17301



**SANTA FE**  
Item No. 17302



**PENNSYLVANIA**  
Item No. 17314



**LOUISVILLE & NASHVILLE**  
*(not shown)*  
Item No. 17315



**CHESAPEAKE & OHIO®**  
Item No. 17322



**WESTERN PACIFIC™**  
Item No. 17325



**NORTHERN PACIFIC**  
Item No. 17333



**NORFOLK & WESTERN**  
Item No. 17342



The *Silver Series®* rolling stock on these pages feature:

- blackened metal wheels
- body-mounted couplers
- non-magnetic axles

### 40' GONDOLA

Suggested price: \$21.00 each



**UNION PACIFIC®**  
Item No. 17201



**SOUTHERN**  
Item No. 17204



**GREAT NORTHERN**  
Item No. 17211



**CANADIAN NATIONAL**  
Item No. 17213



**PENNSYLVANIA**  
Item No. 17214



**LEHIGH VALLEY**  
*(red; not shown)*  
Item No. 17227



**NEW HAVEN**  
Item No. 17231



**LEHIGH & NEW ENGLAND**  
Item No. 17233

ACF 40' LOG CAR with LOGS

Suggested price: \$55.00 each



1906-1935 VERSION  
Item No. 18332



1935-1960 VERSION  
Item No. 18849



Die-cast car with painted resin logs

ACF 40' LOG CAR with LOG SKIDDER and CRATES

Suggested price: \$48.00



NON-OPERATING LOG SKIDDER and CRATES on 40' LOG CAR  
Item No. 18301

LOG SKIDDER

Suggested price: \$28.50



NON-OPERATING LOG SKIDDER  
(2 per card)  
Item No. 18302

250-TON STEAM CRANE & BOOM TENDER

Crane swivels 360°. Removable knob included for adjusting boom position.

Suggested price: \$54.00 each



SANTA FE  
Item No. 16102



READING  
Item No. 16110



PENNSYLVANIA  
Item No. 16114



CHESAPEAKE & OHIO®  
Item No. 16122



MAINTENANCE OF WAY  
Item No. 16138



PAINTED, UNLETTERED  
Item No. 16149



### FLAT CAR with LOAD

Suggested price: \$29.50 each



**PENNSYLVANIA RAILROAD  
with CONTAINER LOAD**  
Item No. 18906



**PENNSYLVANIA RAILROAD  
with CRATED LOAD**  
Item No. 18907



**PENNSYLVANIA RAILROAD  
with PIPE LOAD**  
Item No. 18908



**PENNSYLVANIA RAILROAD  
with STEEL LOAD**  
Item No. 18909



**SANTA FE with CONTAINER LOAD**  
Item No. 18911



**SANTA FE with PIPE LOAD**  
Item No. 18913



**SANTA FE with STEEL LOAD**  
Item No. 18914



**SEABOARD® with STEEL LOAD**  
Item No. 18919




**UNION PACIFIC® with CONTAINER LOAD**  
Item No. 18921



**UNION PACIFIC® with CRATED LOAD**  
Item No. 18922



**UNION PACIFIC® with PIPE LOAD**  
Item No. 18923



**UNION PACIFIC® with STEEL LOAD**  
Item No. 18924



**WESTERN MARYLAND® with  
CONTAINER LOAD**  
Item No. 18926



**WESTERN MARYLAND®  
with STEEL LOAD**  
Item No. 18929



**WESTERN PACIFIC  
with CONTAINER LOAD**  
Item No. 18931



**WESTERN PACIFIC  
with CRATED LOAD**  
Item No. 18932



**WESTERN PACIFIC with PIPE LOAD**  
Item No. 18933



# SILVER SERIES® ROLLING STOCK

# HO SCALE

## NORTHEAST STEEL CABOOSE

Suggested price: \$31.50 each



**MAINE CENTRAL**  
Item No. 16804



**PAINTED, UNLETTERED - CABOOSE RED**  
Item No. 16806



**READING #94070**  
*(new roadnumber)*  
Item No. 16807



**LEHIGH VALLEY #95004**  
*(new roadnumber)*  
Item No. 16808



**WESTERN MARYLAND® #1863**  
*(speed lettering; new roadnumber)*  
Item No. 16809



**NORFOLK and WESTERN - RED #500 834**  
*(new roadnumber)*  
Item No. 16810



**BOSTON & MAINE**  
*(not shown)*  
Item No. 16811



**DELAWARE & HUDSON #35801**  
*(not shown)*  
Item No. 16812



**NORFOLK and WESTERN - BLUE #500 836**  
*(not shown)*  
Item No. 16813

### BOBBER CABOOSE

Suggested price: \$21.00 each



UNION PACIFIC®  
Item No. 18401



PENNSYLVANIA  
Item No. 18414



DURANGO & SILVERTON  
Item No. 18432



MARYLAND & PENNSYLVANIA  
Item No. 18439



CASS SCENIC R.R.  
Item No. 18445



PAINTED, UNLETTERED - RED  
Item No. 18449

### 36' WIDE-VISION CABOOSE

Suggested price: \$21.00 each



UNION PACIFIC®  
Item No. 17701



SANTA FE  
Item No. 17702



BURLINGTON NORTHERN  
Item No. 17703



CHESSIE®  
Item No. 17709



READING  
Item No. 17710



ERIE LACKAWANNA  
Item No. 17728



The Silver Series® rolling stock on this page features:

- blackened metal wheels
- body-mounted couplers
- non-magnetic axles



# Plasticville® U.S.A.

HO SCALE PLASTICVILLE® U.S.A. BUILT-UPS

Suggested prices shown.

Since 1947, hobbyists and collectors have made *Plasticville® U.S.A.* products their structures of choice. Now, in addition to our traditional, easy-to-assemble kits, Bachmann is pleased to offer these pre-assembled *Plasticville® U.S.A.* buildings.

*Plasticville®* pieces add character and dimension to your HO scale layout. Many buildings and accessories have been added to the *Plasticville®* line throughout its history, and many are still produced from their original molds. As a fun challenge to collectors you can collect hundreds of product, color, and packaging variations that have occurred over the years (you can even join the independent Plasticville Collectors Association at [plasticvilleusa.org](http://plasticvilleusa.org)). Whether you're new in town or an established civic leader, Bachmann builds *Plasticville® U.S.A.* for you. City growth is limited only by your imagination!



**SIGNAL BRIDGE**  
(two per box)  
Item No. 45001 • \$48.00



**COALING STATION**  
Item No. 45002 • \$43.00



**PEDESTRIAN BRIDGE**  
Item No. 45003 • \$39.00



**HOUSE UNDER CONSTRUCTION**  
Item No. 45004 • \$39.00



**SPLIT-LEVEL HOUSE**  
Item No. 45005 • \$43.00



**DAIRY BARN**  
Item No. 45007 • \$39.00



**RAILROAD WORK SHEDS**  
(two per box)  
Item No. 45009 • \$43.00



**COVERED BRIDGE**  
Item No. 45010 • \$35.00



**CATHEDRAL**  
Item No. 45012 • \$37.00



**GAS STATION**  
Item No. 45013 • \$43.00

**HO**  
SCALE

PLASTICVILLE® U.S.A. KITS

# Plasticville

USA

HO PLASTICVILLE® U.S.A. BUILDINGS (CLASSIC KITS)

Suggested prices shown.



**CAPE COD HOUSE**  
Item No. 45131 • \$17.50



**5 & 10 STORE**  
Item No. 45142 • \$17.50



**POLICE STATION**  
Item No. 45145 • \$17.50



**SCHOOL HOUSE**  
Item No. 45133 • \$17.50



**SUPERMARKET**  
Item No. 45141 • \$17.50



**HARDWARE STORE**  
Item No. 45143 • \$17.50



**POST OFFICE**  
Item No. 45144 • \$17.50



**SIGNAL BRIDGE**  
Item No. 45134 • \$17.50



**WATER TANK**  
Item No. 45153 • \$19.00



**CATHEDRAL**  
Item No. 45192 • \$21.50



**COALING STATION**  
Item No. 45211 • \$25.00





**BARN**  
Item No. 45151 • \$19.00



**FARM BUILDINGS with ANIMALS**  
Item No. 45152 • \$19.00



**RANCH HOUSE**  
Item No. 45154 • \$19.00



**MARSHAL'S OFFICE & RESTAURANT**  
Item No. 45161 • \$20.00



**SALOON & BARBER SHOP**  
Item No. 45162 • \$22.50



**FREIGHT STATION**  
Item No. 45171 • \$20.00



**PEDESTRIAN BRIDGE**  
Item No. 45172 • \$20.00



**SUBURBAN STATION**  
Item No. 45173 • \$20.00



**GAS STATION**  
Item No. 45174 • \$24.50



**HOUSE UNDER CONSTRUCTION**  
Item No. 45191 • \$21.50



**PLATFORM STATION**  
Item No. 45194 • \$21.50



**SPLIT-LEVEL HOUSE**  
Item No. 45213 • \$25.00



**MOTEL with POOL**  
Item No. 45214 • \$25.00



**CONTEMPORARY HOUSE**  
Item No. 45432 • \$28.00




**DRIVE-IN BURGER STAND**  
Item No. 45434 • \$28.00





You can add diesel horn and steam whistle sound, lights, and water features to your railroad with the accessories found in this section.



**DIESEL HORN in OIL STORAGE TANK**  
Item No. 46208  
Suggested price: \$42.00



**STORAGE BUILDING with STEAM WHISTLE SOUND**  
Item No. 46209  
Suggested price: \$42.00




**OIL STORAGE TANK with LED LIGHT**  
Item No. 46212  
Suggested price: \$27.00



**LIGHTED FREIGHT STATION**  
Item No. 46216  
Suggested price: \$31.00




**LIGHTED PASSENGER STATION**  
Item No. 46217  
Suggested price: \$31.00



**PICKET FENCE (24 pcs.)**  
Item No. 42100  
Suggested price: \$9.75



**BLOCK SIGNALS**  
Item No. 42101  
Suggested price: \$9.75



**TELEPHONE POLES (12 pcs.)**  
Item No. 42102  
Suggested price: \$9.75



**CROSSING SIGNALS & GATES (12 pcs.)**  
Item No. 42200  
Suggested price: \$9.75



**RAILROAD & STREET SIGNS (24 pcs.)**  
Item No. 42204  
Suggested price: \$9.75

# CARDED ACCESSORIES

# HO SCALE



**AUTOMOBILE SET (6 pcs.)**  
Item No. 42206  
Suggested price: \$9.75



**SIGNS & TRAFFIC LIGHTS (12 pcs.)**  
Item No. 42207  
Suggested price: \$9.75



**ROAD CROSSING**  
Item No. 42208  
Suggested price: \$9.75



**PARK ASSORTMENT**  
Item No. 42209  
Suggested price: \$9.75



**PICNIC SET**  
Item No. 42213  
Suggested price: \$9.75




**PLAYGROUND EQUIPMENT**  
Item No. 42214  
Suggested price: \$9.75



**SWIMMING POOL and ACCESSORIES**  
Item No. 42215  
Suggested price: \$9.75



**16v MINI WATER PUMP**  
Item No. 42219  
Suggested price: \$20.00



**LIGHTING KIT**  
Item No. 42240  
Suggested price: \$9.75



Have a question? You can "Ask the Bach-Man" on our message board at [www.bachmanntrains.com](http://www.bachmanntrains.com)!

### DECODER-EQUIPPED HO SCALE NICKEL SILVER E-Z TRACK® TURNOUTS

1 per box (Suggested prices shown)



Includes addressable DCC decoder compatible with all NMRA-compliant DCC controllers.



*E-Z COMMAND® DCC  
TURNOUT - LEFT*  
Item No. 44130 • \$55.00



*E-Z COMMAND® DCC  
TURNOUT - RIGHT*  
Item No. 44131 • \$55.00



*E-Z COMMAND® DCC  
#4 TURNOUT - LEFT*  
Item No. 44139 • \$67.00



*E-Z COMMAND® DCC  
#4 TURNOUT - RIGHT*  
Item No. 44140 • \$67.00



*E-Z COMMAND® DCC  
#5 TURNOUT - LEFT*  
Item No. 44132 • \$68.00



*E-Z COMMAND® DCC  
#5 TURNOUT - RIGHT*  
Item No. 44133 • \$68.00



*E-Z COMMAND® DCC  
#5 WYE TURNOUT*  
Item No. 44134 • \$68.00



*E-Z COMMAND® DCC  
#6 TURNOUT - LEFT*  
Item No. 44135 • \$82.00



*E-Z COMMAND® DCC  
#6 TURNOUT - RIGHT*  
Item No. 44136 • \$82.00



*E-Z COMMAND® DCC  
#6 SINGLE CROSSOVER  
TURNOUT - LEFT*  
Item No. 44137 • \$95.00



*E-Z COMMAND® DCC  
#6 SINGLE CROSSOVER  
TURNOUT - RIGHT*  
Item No. 44138 • \$95.00



**Bachmann's exclusive E-Z Track® System makes set-up quick, easy and fun!**

See following pages for product photos. All analog turnouts (non-DCC) require AC accessory power supply for operation. The Power Pack and Speed Controller included in our N/HO/On30 train sets (also available separately as Item No. 44212) is equipped with AC accessory terminals.



**BULK PACK  
36" LONG STRAIGHT**  
(25/box)  
Item No. 44584

<b>NICKEL SILVER/GRAY ROADBED E-Z TRACK® BY THE CARD</b>		Suggested price:
Item No. 44501	18" RADIUS CURVED TRACK (4/card)	\$14.00
Item No. 44502	18" RADIUS CURVED TERMINAL RERAILER with WIRE (1/card)	\$10.50
Item No. 44503	22" RADIUS CURVED TRACK (4/card)	\$19.00
Item No. 44504	33.25" RADIUS 18 DEGREE CURVED TRACK (5/card)	\$25.00
Item No. 44505	15" RADIUS CURVED TRACK (4/card)	\$16.50
Item No. 44506	28" RADIUS 18 DEGREE CURVED TRACK (5/card)	\$25.00
Item No. 44507	35.50" RADIUS 18 DEGREE CURVED TRACK (5/card)	\$25.00
Item No. 44508	33.25" RADIUS 6 DEGREE CURVED TRACK (4/card)	\$18.00
Item No. 44509	33.25" RADIUS 12 DEGREE CURVED TRACK (4/card)	\$18.00
Item No. 44510	9" STRAIGHT TERMINAL RERAILER with WIRE (1/card)	\$10.50
Item No. 44511	9" STRAIGHT TRACK (4/card)	\$14.00
Item No. 44512	3" STRAIGHT TRACK (4/card)	\$10.25
Item No. 44513	2.25" STRAIGHT TRACK (4/card)	\$10.25
Item No. 44514	4.50" STRAIGHT TRACK (4/card)	\$11.75
Item No. 44519	26" RADIUS CURVED TRACK (5/card)	\$25.00
Item No. 44528	9" STRAIGHT RERAILER (2/card)	\$9.50
Item No. 44529	18" RADIUS CURVED RERAILER (2/card)	\$9.50
Item No. 44530	ONE-THIRD SECTION 18" RADIUS CURVED TRACK (4/card)	\$11.00
Item No. 44531	HALF SECTION 18" RADIUS CURVED TRACK (4/card)	\$11.00
Item No. 44532	HALF SECTION 22" RADIUS CURVED TRACK (4/card)	\$16.50
Item No. 44540	30 DEGREE CROSSING (1/card)	\$17.00
Item No. 44541	90 DEGREE CROSSING (1/card)	\$21.00
Item No. 44542	60 DEGREE CROSSING (1/card)	\$17.50
Item No. 44543	45 DEGREE CROSSING (1/card)	\$17.00
Item No. 44557	#4 TURNOUT - LEFT (1/card)	\$43.00
Item No. 44558	#4 TURNOUT - RIGHT (1/card)	\$43.00
Item No. 44559	#6 TURNOUT - LEFT (1/card)	\$56.00
Item No. 44560	#6 TURNOUT - RIGHT (1/card)	\$56.00
Item No. 44561	REMOTE TURNOUT - LEFT (1/card)	\$28.00
Item No. 44562	REMOTE TURNOUT - RIGHT (1/card)	\$28.00
Item No. 44565	#5 TURNOUT - LEFT (1/card)	\$43.00
Item No. 44566	#5 TURNOUT - RIGHT (1/card)	\$43.00
Item No. 44569	#5 WYE TURNOUT (1/card)	\$43.00
Item No. 44575	#6 REMOTE CROSSOVER TURNOUT - LEFT (1/box)	\$80.00
Item No. 44576	#6 REMOTE CROSSOVER TURNOUT - RIGHT (1/box)	\$80.00
Item No. 44591	HAYES BUMPERS (2/card)	\$15.00
Item No. 44592	CONNECTOR TRACK ASSORTMENT (2 each .75", 1", 1.25", 1.5" and 2" straight pieces per card)	\$12.00
Item No. 44594	NICKEL SILVER E-Z TRACK® LAYOUT EXPANDER SET	\$110.00
Item No. 44596	WORLD'S GREATEST HOBBY® TRACK PACK	\$215.00
Item No. 44597	9" POWER TERMINAL with INSULATED GAP (2/card)	\$36.50

<b>BULK NICKEL SILVER/GRAY ROADBED E-Z TRACK® (BY THE CARTON)</b>		Suggested price:
Item No. 44580	18" RADIUS CURVED TRACK - BULK (50 pieces per carton)	\$155.00
Item No. 44581	9" STRAIGHT TRACK - BULK (50 pieces per carton)	\$155.00
Item No. 44583	22" RADIUS CURVED TRACK - BULK (50 pieces per carton)	\$220.00
Item No. 44584	36" STRAIGHT TRACK - BULK (25 pieces per carton)	\$390.00

<b>DECODER-EQUIPPED NICKEL SILVER E-Z TRACK® TURNOUTS</b>		Suggested price:
Item No. 44130	E-Z COMMAND® DCC TURNOUT - LEFT (1/box)	\$55.00
Item No. 44131	E-Z COMMAND® DCC TURNOUT - RIGHT (1/box)	\$55.00
Item No. 44132	E-Z COMMAND® DCC #5 TURNOUT - LEFT (1/box)	\$68.00
Item No. 44133	E-Z COMMAND® DCC #5 TURNOUT - RIGHT (1/box)	\$68.00
Item No. 44134	E-Z COMMAND® DCC #5 WYE TURNOUT (1/box)	\$68.00
Item No. 44135	E-Z COMMAND® DCC #6 TURNOUT - LEFT (1/box)	\$82.00
Item No. 44136	E-Z COMMAND® DCC #6 TURNOUT - RIGHT (1/box)	\$82.00
Item No. 44137	E-Z COMMAND® DCC #6 SINGLE CROSSOVER TURNOUT - LEFT (1/box)	\$95.00
Item No. 44138	E-Z COMMAND® DCC #6 SINGLE CROSSOVER TURNOUT - RIGHT (1/box)	\$95.00
Item No. 44139	E-Z COMMAND® DCC #4 TURNOUT - LEFT (1/box)	\$67.00
Item No. 44140	E-Z COMMAND® DCC #4 TURNOUT - RIGHT (1/box)	\$67.00



<b>ELECTRONIC AUTO-REVERSING NICKEL SILVER E-Z TRACK®</b>		Suggested price:
Item No. 44547	NICKEL SILVER E-Z TRACK® REVERSING SYSTEM	\$185.00
Item No. 44548	For auto-reversing sets only: 9" STRAIGHT TRACK (4/card)	\$39.00
Item No. 44549	For auto-reversing sets only: 18" RADIUS CURVED TRACK (4/card)	\$39.00

### Bachmann's exclusive E-Z Track® System makes set-up quick, easy and fun!

See following pages for product photos (*shown in nickel silver/gray roadbed only for illustration purposes*).

All analog turnouts (non-DCC) require AC accessory power supply for operation. The Power Pack and Speed Controller included in our N/HO/On30 train sets (also available separately as Item No. 44212) is equipped with AC accessory terminals.

STEEL ALLOY/BLACK ROADBED E-Z TRACK® by the card		Suggested price:
Item No. 44401	18" RADIUS CURVED TRACK (4/card)	\$10.50
Item No. 44402	18" RADIUS CURVED TERMINAL RERAILER with WIRE (1/card)	\$9.75
Item No. 44403	22" RADIUS CURVED TRACK (4/card)	\$12.50
Item No. 44410	9" STRAIGHT TERMINAL RERAILER with WIRE (1/card)	\$9.75
Item No. 44411	9" STRAIGHT TRACK (4/card)	\$10.50
Item No. 44412	3" STRAIGHT TRACK (4/card)	\$8.00
Item No. 44428	9" STRAIGHT RERAILER (2/card)	\$6.50
Item No. 44429	18" RADIUS CURVED RERAILER (2/card)	\$6.50
Item No. 44440	30 DEGREE CROSSING (1/card)	\$9.50
Item No. 44441	90 DEGREE CROSSING (1/card)	\$14.00
Item No. 44461	REMOTE TURNOUT - LEFT (1/card)	\$21.50
Item No. 44462	REMOTE TURNOUT - RIGHT (1/card)	\$21.50
Item No. 44491	HAYES BUMPERS (2/card)	\$14.50
Item No. 44493	TRACK ACCESSORY SET	\$110.00
Item No. 44494	STEEL ALLOY E-Z TRACK® LAYOUT EXPANDER SET Standard Pack: 6	\$79.00
Item No. 44497	STEEL ALLOY <i>WORLD'S GREATEST HOBBY</i> ® TRACK PACK	\$160.00

BULK STEEL ALLOY/BLACK ROADBED E-Z TRACK® by the carton		Suggested price:
Item No. 44480	18" RADIUS CURVED TRACK - BULK (50 pieces per carton)	\$95.00
Item No. 44481	9" STRAIGHT TRACK - BULK (50 pieces per carton)	\$95.00
Item No. 44483	22" RADIUS CURVED TRACK - BULK (50 pieces per carton)	\$140.00

ADDITIONAL ACCESSORY ITEMS		Suggested price:
Item No. 42901	HO/On30 E-Z RIDERS™ with BALL-BEARING ROLLERS (4 per pack)	\$75.00
Item No. 42902	HO/On30 E-Z RIDERS™ without ball-bearing rollers (4 per pack)	\$38.00
Item No. 42903	36" FLAT BACK WHEEL SETS (12 per card)	\$17.00
Item No. 42904	33" FLAT BACK WHEEL SETS (12 per card)	\$17.00
Item No. 44471	14-PIECE E-Z TRACK® GRADUATED PIER SET	\$25.00
Item No. 44472	8-PIECE E-Z TRACK® TALL PIER SET	\$21.00
Item No. 44498	10' POWER EXTENSION WIRE - RED (1/card)	\$11.00
Item No. 44499	RAIL JOINERS (36/card)	\$8.00
Item No. 44579	E-Z TRACK® CROSSING GATE	\$42.00
Item No. 44595	18-PIECE E-Z TRACK® GRADUATED PIER SET (for higher HO elevation & On30 clearances)	\$37.00
Item No. 44598	10' REMOTE SWITCH EXTENSION WIRE - GREEN (1/card)	\$14.00
Item No. 46299	MOTORIZED TURNTABLE	\$175.00
Item No. 99978	E-Z MODEL RAILROADS TRACK PLANNING BOOK	\$27.00

**PLUG-IN 10' POWER EXTENSION WIRE - RED**  
Item No. 44498 • (1/card)



**PLUG-IN 10' REMOTE SWITCH EXTENSION WIRE - GREEN**  
Item No. 44598 • (1/card)



**15" RADIUS CURVED TRACK**  
Item No. 44505 • (4/card)



4 pieces of track make up one third (120°) of a 15" radius circle.

**ONE-THIRD SECTION 18" RADIUS CURVED TRACK**  
Item No. 44530 • (4/card)



**HALF SECTION 18" RADIUS CURVED TRACK**  
Item No. 44531 • (4/card)



**18" RADIUS CURVED TRACK**  
Item No. 44501 • (4/card)



*4 pieces of track make up one third (120°) of an 18" radius circle.*

**18" RADIUS CURVED RERAILER**  
Item No. 44529 • (2/card)



**18" RADIUS CURVED TERMINAL RERAILER with WIRE**  
Item No. 44502 • (1/card)



**HALF SECTION 22" RADIUS CURVED TRACK**  
Item No. 44532 • (4/card)



**22" RADIUS CURVED TRACK**  
Item No. 44503 • (4/card)



*4 pieces of track make up one quarter (90°) of a 22" radius circle.*

**26" RADIUS CURVED TRACK**  
Item No. 44519 • (5/card)



*5 pieces of track make up one quarter (90°) of a 26" radius circle.*

**28" RADIUS 18 DEGREE CURVED TRACK**  
Item No. 44506 • (5/card)



*5 pieces of track make up one quarter (90°) of a 28" radius circle.*

**33.25" RADIUS 6 DEGREE CURVED TRACK**  
Item No. 44508 • (4/card)



**33.25" RADIUS 12 DEGREE CURVED TRACK**  
Item No. 44509 • (4/card)



**33.25" RADIUS 18 DEGREE CURVED TRACK**  
Item No. 44504 • (5/card)



*5 pieces of track make up one quarter (90°) of a 33.25" radius circle.*

**35.50" RADIUS 18 DEGREE CURVED TRACK**  
Item No. 44507 • (5/card)



*5 pieces of track make up one quarter (90°) of a 35.50" radius circle.*



**CONNECTOR ASSORTMENT**  
Item No. 44592 • (10/card)



2 each .75",  
1", 1.25",  
1.5", and 2"  
straight pieces  
per card.

**2.25" STRAIGHT TRACK**  
Item No. 44513 • (4/card)



**3" STRAIGHT TRACK**  
Item No. 44512 • (4/card)



**4.50" STRAIGHT TRACK**  
Item No. 44514 • (4/card)



**9" STRAIGHT TRACK**  
Item No. 44511 • (4/card)



**9" STRAIGHT RERAILER**  
Item No. 44528 • (2/card)



**9" STRAIGHT TERMINAL  
RERAILER with WIRE**  
Item No. 44510 • (1/card)



**9" POWER TERMINAL with  
INSULATED GAP**  
Item No. 44597 • (2/card)



*For under track  
power connection  
and reverse loop  
operation.*

**30 DEGREE CROSSING**  
Item No. 44540 • (1/card)



*This 30 Degree  
Crossing is the  
centerpiece of a  
basic "Figure 8"  
track  
configuration.  
To make a  
Figure 8 you  
also need: 21  
pieces of 18"  
Radius Curved  
Track and 1  
piece 18"  
Radius Curved  
Rerailer.*

**45 DEGREE CROSSING**  
Item No. 44543 • (1/card)



**60 DEGREE CROSSING**  
Item No. 44542 • (1/card)



**90 DEGREE CROSSING**  
Item No. 44541 • (1/card)



*This 90 Degree  
Crossing has  
many useful  
applications in  
railroad design.  
However, if  
your goal is to  
make a "Figure  
8" layout, you  
should start  
with a 30  
Degree Crossing.*

**#4 TURNOUT - LEFT**  
Item No. 44557 • (1/card)



**#4 TURNOUT - RIGHT**  
Item No. 44558 • (1/card)



**REMOTE TURNOUT - LEFT**  
Item No. 44561 • (1/card)



**REMOTE TURNOUT - RIGHT**  
Item No. 44562 • (1/card)



**#5 TURNOUT - LEFT**  
Item No. 44565 • (1/card)



**#5 TURNOUT - RIGHT**  
Item No. 44566 • (1/card)



**#5 WYE TURNOUT**  
Item No. 44569 • (1/card)



**#6 TURNOUT - LEFT**  
Item No. 44559 • (1/card)



**#6 TURNOUT - RIGHT**  
Item No. 44560 • (1/card)



**#6 REMOTE CROSSOVER  
TURNOUT - LEFT**  
Item No. 44575 • (1/box)



**#6 REMOTE CROSSOVER  
TURNOUT - RIGHT**  
Item No. 44576 • (1/box)



**HAYES BUMPERS**  
Item No. 44591 • (2/card)



### NICKEL SILVER E-Z TRACK® AUTO-REVERSING TRACK SYSTEM

Item No. 44547 • Suggested price: \$185.00

Featuring our electronic auto-reversing *E-Z Track*®, this track set is the perfect solution for point-to-point passenger and freight transit on your layout. A stop time of five to seven seconds allows plenty of time to drop off your cargo or passengers, and a variable speed controller lets you determine the rate of travel. Add-on sections are also available (Item Nos. 44548 & 44549). Then, sit back and enjoy the ride while your town or city comes to life!

- 4 pieces of 9" straight auto-reversing *E-Z Track*®
- 4 pieces of 18" radius curved auto-reversing *E-Z Track*®
- 2 pieces of 9" straight *E-Z Track*®
- 2 Hayes bumpers
- power pack and variable speed controller
- illustrated instructions



### ELECTRONIC AUTO-REVERSING NICKEL SILVER E-Z TRACK®

Suggested price: \$39.00 each

You can expand your auto-reversing train set or track system with Electronic Auto-Reversing Nickel Silver *E-Z Track*® sections. Available in 9" straight or 18" radius curved sections, this electronically equipped track is specifically designed for the open-end track configuration of our auto-reversing track system, allowing you to go virtually anywhere in your layout.



**AUTO-REVERSING 9" STRAIGHT**  
(4 per card)  
Item No. 44548



*Note: this track will not operate as reversing track unless it is used in conjunction with train set numbers 00401, 00402, 25016, 25017, or with our auto-reversing track system, Item No. 44547*

**AUTO-REVERSING 18" RADIUS CURVED**  
(4 per card)  
Item No. 44549

### WHEEL SETS

Suggested price: \$17.00 each



**36" FLAT BACK WHEEL SETS**  
(12 per card)  
Item No. 42903



**33" FLAT BACK WHEEL SETS**  
(12 per card)  
Item No. 42904



**RAIL JOINERS**  
(36 per card)  
Item No. 44499 • Suggested price: \$8.00



## E-Z TRACK® PIER SETS



**14-PIECE GRADUATED PIER SET**  
Item No. 44471 • Suggested price: \$25.00



**8-PIECE TALL PIER SET**  
Item No. 44472 • Suggested price: \$21.00



**18-PIECE GRADUATED PIER SET**  
*(appropriate for higher HO elevations and On30 clearances)*  
Item No. 44595 • Suggested price: \$37.00

### HO/On30 E-Z RIDERS™ with BALL-BEARING ROLLERS *(4 per pack)*

Item No. 42901 • Suggested price: \$75.00

- for use with locomotive drivers
- full electrical pick-up



### HO/On30 E-Z RIDERS™ without ball-bearing rollers *(4 per pack)*


Item No. 42902 • Suggested price: \$38.00

- support roller for use with non-drive wheels
- full electrical pick-up



### E-Z TRACK® CROSSING GATE

Item No. 44579 • Suggested price: \$42.00




### E-Z MODEL RAILROADS

#### The E-Z TRACK® Planning Guide & Layout Book

Item No. 99978 • Suggested price: \$27.00

With *E-Z Model Railroads*, beginning and advanced modelers can learn how to set up and run a railroad using Bachmann's snap-fit *E-Z Track*® system. From choosing a layout style to wiring and track planning techniques, readers are walked through virtually every step of the design and construction process.

- six in-depth layouts, plus 20 additional layout designs
- tips for beginning to advanced modelers, including weathering and scenery chapters
- 124 color pages



### WORLD'S GREATEST HOBBY® FIRST RAILROAD TRACK PACK

It's never been easier to get started in model railroading! Our *World's Greatest Hobby® First Railroad Track Pack* contains all the track you need to build the 4' x 8' layout (shown below) featured in the included DVD, *Building Your First Model Railroad*. Hosted by actor and model railroad enthusiast Michael Gross, the easy-to-follow video will quickly get you on track for fun with the World's Greatest Hobby!

#### 45-piece World's Greatest Hobby® Your First Railroad Track Pack includes:

- World's Greatest Hobby *Building Your First Model Railroad* DVD, hosted by actor and model railroad enthusiast Michael Gross
- nine 9" straights
- one 9" terminal/reailer
- one 9" reailer
- twenty 18" radius curves
- two 3" straights
- two remote turnouts - left
- two remote turnouts - right
- two Hayes bumpers
- four switch wires (green)
- one terminal wire (red)

#### Bachmann HO scale E-Z Track® features:

- clear tie spacing
- low-profile spike heads
- modeled from AAR track engineering dimensions



with STEEL ALLOY HO SCALE E-Z TRACK®  
Item No. 44497 • Suggested price: \$160.00



with NICKEL SILVER HO SCALE E-Z TRACK®  
Item No. 44596 • Suggested price: \$215.00

## STEEL ALLOY E-Z TRACK® ACCESSORY SET

Item No. 44493 • Suggested price: \$110.00

Railroading fun gets bigger and better with our *E-Z Track® Accessory Set!* Turn a basic 36" circle into a giant over-under "figure 8" layout with a 14-piece graduated pier set and 14 pieces of steel alloy *E-Z Track®*. A motorized Gandy Dancer hand car and assembled lighted station complete the scene, while an illustrated track plan booklet offers additional layout ideas. For use with Bachmann's steel alloy *E-Z Track®*.

### Features include:

- 14-piece graduated pier set
- 8 pieces of 18" radius curved steel alloy *E-Z Track®*
- 6 pieces of 9" straight steel alloy *E-Z Track®*
- motorized Gandy Dancer hand car
- assembled lighted station
- illustrated track plan booklet



## E-Z TRACK® LAYOUT EXPANDER SETS

With the *E-Z Track® Expander Set*, you can add to the track included with our train sets or create new configurations of turnouts, branchlines, and double-track mainlines on your existing railroad. Also, a handy track plan manual included with the *Expander Set* contains ideas to inspire railroad tycoons of all ages. Offered in steel alloy (with black roadbed) or nickel silver (with gray roadbed) versions.

### Features include:

- quick, easy assembly on floors, tables, and carpets without the need for special tools or fasteners
- helpful track plan manual



### STEEL ALLOY

Item No. 44494 • Suggested price: \$79.00

- 12 pieces of snap-fit *E-Z Track®*, including  
 4 pieces of 9" straight, 4 pieces 18" radius curved track,  
 1 manual turnout-left, 1 manual turnout-right, and  
 2 Hayes bumpers



### NICKEL SILVER

Item No. 44594 • Suggested price: \$110.00

- 12 pieces of snap-fit *E-Z Track®*, including  
 4 pieces of 9" straight, 4 pieces 18" radius curved track,  
 1 remote turnout-left, 1 remote turnout-right, and  
 2 Hayes bumpers



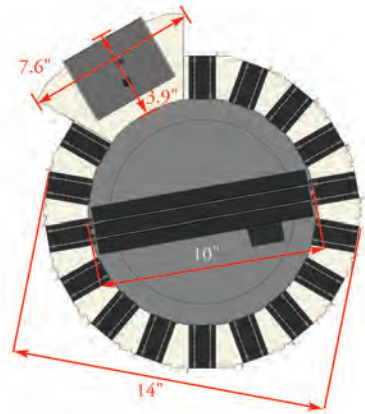
### MOTORIZED TURNTABLE

Item No. 46299 • Suggested price: \$175.00

This DCC-ready HO scale motorized turntable includes 16 indexed track positions, gear drive, and direction control switch for easy operation on your railroad.

#### Features:

- 16 nickel silver track positions
- gear drive
- spring-loaded direction switch
- turntable indexed to each track section for accurate alignment
- DCC-ready with 8-pin dummy plug
- painted maintenance building
- prototypical operator's cabin
- designed for use with Bachmann's *E-Z Track*®
- easily adaptable to other popular track systems



(Note: Locomotive not included)

Use our 16 x 25 x 5mm *E-Z Command*® DCC Decoder with NMRA 8-Pin Plug (Item No. 44915) to add DCC control to this Motorized Turntable.





## Magnetically Operated Knuckle Couplers

*E-Z Mate*® couplers make use of precision molding techniques to allow the molding of springs as an integral part of the knuckle coupler; *E-Z Mate*® Mark II couplers include an integrated metal coil spring. *E-Z Mate*® and *E-Z Mate*® Mark II couplers eliminate the problems and expense associated with separate coil springs.

To install *E-Z Mate*® and *E-Z Mate*® Mark II couplers, just remove the coupler pocket cover, drop in the coupler, and replace the cover. Operation is simple as well. *E-Z Mate*® and *E-Z Mate*® Mark II couplers operate with a standard metal “glad hand” and under-track magnet, and they are completely compatible with all magnetically operated knuckle couplers currently on the market. (Our under-track magnet comes with a trackside brakeman figure to indicate the magnet’s position.) Coupling, uncoupling, and other yard operations are all performed with ease.



### *E-Z MATE*® Magnetic Knuckle Couplers

12 coupler pairs per card • Suggested price: \$19.00 each card  
Item No. 78005 **Center Shank - Medium**



### *E-Z MATE*® Magnetic Knuckle Couplers - Economy Pack

12 cards with 25 coupler pairs per card • Suggested price: \$31.50 each card  
Item No. 78105 **Center Shank - Medium**



### *E-Z MATE*® MARK II Magnetic Knuckle Couplers with Metal Coil Springs

12 coupler pairs per card • Suggested price: \$26.00 each card  
Item No. 78021 **Over Shank - Long**  
Item No. 78022 **Over Shank - Medium**  
Item No. 78024 **Center Shank - Long**  
Item No. 78025 **Center Shank - Medium**  
Item No. 78026 **Center Shank - Short**  
Item No. 78027 **Under Shank - Long**  
Item No. 78028 **Under Shank - Medium**  
Item No. 78029 **Under Shank - Short**



### *E-Z MATE*® MARK II Magnetic Knuckle Couplers with Metal Coil Springs - Economy Pack

25 coupler pairs per card • Suggested price: \$44.00 each card  
Item No. 78125 **Center Shank - Medium**


### NEM COUPLER (*E-Z MATE*® MARK II)

12 coupler pairs per card • Suggested price: \$26.00 each card



This NEM Mark II coupler fits into standard European coupler pockets for simple conversion to *E-Z Mate*® operation.

Item No. 78035 **Center Shank - Medium**



### MAGNET with BRAKEMAN (1/card)

Item No. 78999 • Suggested price: \$4.75



### HOOK-AND-LOOP COUPLERS (3 pairs per pack)

Item No. 78979 • Suggested price: \$11.00

These couplers are compatible with most of our *Thomas & Friends*™ products and many European prototype models.



### Freightmaster

an E-Z Track® set

**NEW**

Item No. 24022

Suggested price: \$199.00

With a 3,000-horsepower engine and plenty of pulling muscle, the EMD GP40 diesel locomotive ensures that the *Freightmaster* delivers its goods on time. This 60-piece set includes a station, signs, and telephone poles to make you master of your own freight empire!

*This ready-to-run train set includes:*

- EMD GP40 diesel locomotive with operating headlight
- flat car with container load
- gondola
- plug-door box car
- wide-vision caboose
- 34" x 24" oval of snap-fit E-Z Track®, including 11 pieces curved track, 4 pieces straight track, and 1 curved plug-in terminal railer
- freight station
- 24 railroad and street signs
- 12 telephone poles
- power pack and speed controller
- illustrated instruction manual

**60  
Piece Set**



### Trailblazer

an E-Z Track® set

**NEW**

Item No. 24024

Suggested price: \$235.00

As the West developed from desolate wilderness to bustling cities, it was trains such as the *Trailblazer* that spearheaded America's explosive growth from coast to coast. Our 60-piece *Trailblazer* set with its 4-6-0 locomotive lets you experience all the excitement of the Iron Horse's journeys through the crossroads of railroading history!

*This ready-to-run train set includes:*

- 4-6-0 steam locomotive and tender with operating headlight
- box car
- gondola
- single-dome tank car
- old-time caboose
- 34" x 24" oval of snap fit E-Z Track® including 11 pieces curved track, 4 pieces straight track, and 1 curved plug-in terminal railer
- train station
- 24 railroad and street signs
- 12 telephone poles
- power pack and speed controller
- illustrated instruction manual

**60  
Piece Set**



### The Stallion

an E-Z Track® set

**NEW**

Item No. 24025

Suggested price: \$135.00

Galloping down the rails, *The Stallion* shows off its sleek lines as it races to the finish line. This spirited steed will be the champion of your N scale stable!

*This ready-to-run train set includes:*

- F7-A diesel locomotive with operating headlight
- gondola
- single-dome tank car
- wide-vision caboose
- 24" circle of snap-fit E-Z Track® including 11 pieces curved track and 1 curved plug-in terminal railer
- power pack and speed controller
- illustrated instruction manual





# ELECTRIC TRAIN SETS

# N SCALE



Freight Station



Speed Controller  
with Plug-In Wiring



12 Telephone Poles



24 Railroad &  
Street Signs



Train Station



Speed Controller  
with Plug-In Wiring



12 Telephone Poles



24 Railroad &  
Street Signs



Speed Controller  
with Plug-In Wiring



## McKinley Explorer

**NEW**

*an E-Z Track® set*

Item No. 24023 • Suggested price: \$179.00

Treating passengers to breathtaking views of the Alaskan wilderness in special vista-dome cars is the *McKinley Explorer*. Operating today from Anchorage to Fairbanks, and running past Denali National Park, this train's lucky riders might thrill to the sight of bear, moose, sheep and bald eagles. Now updated with a GP40 diesel, our N scale *McKinley Explorer* set comes complete with:

- EMD GP40 locomotive with operating headlight
- three full-dome passenger cars (the *Kenai*, *Knik* and *Desbka*, all named after Alaskan rivers)
- 34" x 24" oval of nickel silver *E-Z Track®* including 11 pieces curved track, 4 pieces straight track, and 1 curved plug-in terminal rerailer
- power pack and speed controller
- illustrated instruction manual

34" x 24"  
Oval



Speed Controller  
with Plug-In Wiring



## Super Chief

an E-Z Track® set

Item No. 24021 • Suggested price: \$135.00

With the pride and power of a born leader, the mighty *Super Chief* thunders along the rails. Spearheading the charge is an F7-A diesel locomotive with the Santa Fe's distinctive red and silver "war bonnet" paint scheme. The N scale *Super Chief* ready-to-run set comes complete with:

- F7-A locomotive with operating headlight
- box car
- steel gondola
- off-center caboose
- 24" circle of nickel silver E-Z Track®, including 11 pieces curved track and 1 curved plug-in terminal reailer
- power pack and speed controller
- illustrated instruction manual



## Spirit of Christmas

an E-Z Track® set

Item No. 24017 • Suggested price: \$195.00

Good things come in small packages. This is certainly true when it comes to the *Spirit of Christmas* N scale set. Perfect for under-the-tree in a small space and festively decorated for a very Merry Christmas, this ready-to-run set features:

- 0-6-0 steam locomotive and tender
- old-time combine
- two old-time coaches
- 34" x 24" oval of nickel silver E-Z Track® including 11 pieces curved track, 4 pieces straight track, and 1 curved plug-in terminal reailer
- power pack and speed controller
- illustrated instruction manual





### Durango & Silverton

an *E-Z Track*® set

Item No. 24020 • Suggested price: \$179.00

Built originally as a mining line, the scenic value of the Durango & Silverton was quickly recognized in passenger service. After surviving natural disasters, wars, and financial instability, a determined staff (and starring roles in several Hollywood movies) promoted the tourism that ensures the line's survival to this day. Now recognized as a National Historic Landmark and a National Historic Civil Engineering Landmark, the Durango & Silverton continues to provide year-round tourist service. Our N scale *Durango & Silverton* ready-to-run set comes complete with:



- 0-6-0 locomotive and tender
- old-time combine
- two old-time coaches
- 34" x 24" oval of nickel silver *E-Z Track*® including 11 pieces curved track, 4 pieces straight track, and 1 curved plug-in terminal reailer

### Empire Builder

an *E-Z Track*® set

Item No. 24009 • Suggested price: \$279.00

American railroads helped build great fortunes and the wealth of the Nation. Doing its part, our *Empire Builder* train set comes complete with Bachmann's exclusive *E-Z Track*® snap-fit track and roadbed system, plus:

- a Northern 4-8-4 steam locomotive and tender with operating headlight
- wood reefer
- single-dome tank car
- center-flow hopper
- plug-door box car
- wood stock car
- wood braced gondola
- open quad offset hopper
- off-center caboose



- 44" x 24" oval of nickel silver *E-Z Track*® including 11 pieces curved track, 8 pieces straight track, and 1 curved plug-in terminal reailer
- 12 telephone poles
- 24 railroad and street signs
- power pack and speed controller
- illustrated instruction manual

### The Yard Boss

an *E-Z Track*® set

Item No. 24014 • Suggested price: \$175.00

When there's freight to be moved, there's nothing like the raw power of a steam locomotive to get the job done. Our *Yard Boss* train set comes complete with Bachmann's exclusive *E-Z Track*® snap-fit track and roadbed system, plus:

- an 0-6-0 steam locomotive and tender
- box car
- quad hopper
- wide-vision caboose
- 24" circle of nickel silver *E-Z Track*® including 11 pieces curved track and 1 curved plug-in terminal reailer
- power pack and speed controller
- illustrated instruction manual



# ELECTRIC TRAIN SETS

# N SCALE



- power pack and speed controller
- illustrated instruction manual

34" x 24" Oval

**EZ TRACK SYSTEM**  
ASSEMBLED IN MINUTES

Speed Controller with Plug-In Wiring



**ENGLISH  
SPANISH  
PACKAGE**

44" x 24" Oval

**EZ TRACK SYSTEM**  
ASSEMBLED IN MINUTES

Speed Controller with Plug-In Wiring

12 Telephone Poles

24 Railroad & Street Signs



24" Circle

**EZ TRACK SYSTEM**  
ASSEMBLED IN MINUTES

Speed Controller with Plug-In Wiring

### Thunder Valley

an E-Z Track® set

Item No. 24013  
Suggested price: \$135.00

The rails rumble and the engine roars as the mighty *Thunder Valley* rounds the bend, hauling freight to destinations far and wide. This train set comes complete with Bachmann's exclusive E-Z Track® snap-fit track and roadbed systems, plus:

- an EMD GP40 diesel locomotive with operating headlight
- steel reefer
- three-dome tank car
- wide-vision caboose
- 24" circle of nickel silver E-Z Track®, including 11 pieces curved track and 1 curved plug-in terminal reailer
- power pack and speed controller
- illustrated instruction manual



### Royal Blue

an E-Z Track® set

Item No. 24018  
Suggested price: \$195.00

The *Royal Blue* is truly majestic. This classic train treated the prominent and powerful to first-class service between New York City and Washington, DC at the turn of the last century. Beautiful in its distinctive cobalt blue, silver, and gold paint scheme, this train is a must for collectors. The *Royal Blue* ready-to-run starter set features:

- an American 4-4-0 steam locomotive and tender
- old-time combine
- two old-time coaches
- 34" x 24" oval of nickel silver E-Z Track® including 11 pieces curved track, 4 pieces straight track, and 1 curved plug-in terminal reailer
- power pack and speed controller
- illustrated instruction manual



### Southern Belle

an E-Z Track® set

Item No. 24019  
Suggested price: \$195.00

The *Southern Belle* races across the rails against the gleam of the Dixie skies on her way to the next depot. Making sure the freight is delivered on time, this exciting ready-to-run set features:

- an 0-6-0 steam locomotive and tender
- three-dome tank car
- gondola
- boxcar
- off-center caboose
- 34" x 24" oval of nickel silver E-Z Track® including 11 pieces curved track, 4 pieces straight track, and 1 curved plug-in terminal reailer
- 12 telephone poles
- 24 railroad and street signs
- power pack and speed controller
- illustrated instruction manual





# ELECTRIC TRAIN SETS

# N SCALE



Speed Controller  
with Plug-In Wiring



Speed Controller  
with Plug-In Wiring



Speed Controller  
with Plug-In Wiring



12 Telephone Poles



24 Railroad &  
Street Signs



**NORTHERN 4-8-4 & 52' TENDER with OPERATING HEADLIGHT**

Performs best on 11.25" radius curves or greater.

Suggested price: \$155.00



**ROCK ISLAND #5113**  
Item No. 58158

**PRAIRIE 2-6-2 & TENDER**

Performs best on 11.25" radius curves or greater.

Suggested price: \$99.00 each



**NEW YORK CENTRAL® #1905**  
Item No. 51570



**UNION PACIFIC® #1838**  
*(new roadnumber)*  
Item No. 51571



**SOUTHERN**  
*(green; not shown)*  
Item No. 51572



**PAINTED, UNLETTERED - BLACK with RED WINDOWS  
and WHITE TRIM**  
Item No. 51598

# STEAM LOCOMOTIVES

# N SCALE

## DCC ON BOARD®

### ALCO 2-6-0 STEAM LOCOMOTIVE (DCC EQUIPPED)

Performs best on 11.25" radius curves or greater.

Suggested price: \$179.00 each

All new tooling. DCC-equipped for speed, direction, and lighting; dual-mode NMRA-compliant decoder; die-cast chassis and boiler; metal valve gear and side rods; operating LED headlight; metal handrails and wheels; front and rear *E-Z Mate*® Mark II couplers.



PENNSYLVANIA #3234  
Item No. 51751

**NEW**



NEW YORK CENTRAL® #1906  
Item No. 51752

**NEW**



CANADIAN NATIONAL #6011  
Item No. 51753

**NEW**



ATSF #9446  
Item No. 51754

**NEW**



UNION PACIFIC® #41  
Item No. 51755

**NEW**



BOSTON & MAINE #1363  
Item No. 51756

**NEW**



BODY-MOUNTED  
*E-Z MATE*®  
MARK II COUPLERS

DCC ON BOARD®



### BALDWIN 4-6-0 STEAM LOCOMOTIVE (DCC EQUIPPED)

Performs best on 11.25" radius curves or greater.

Suggested price: \$189.00 each

Adding another axle to the 4-4-0 design gave the Ten-Wheeler extra tractive power to haul heavy loads up mountainous terrain, making it a great all-around train for freight and passenger service. This DCC-equipped 4-6-0 with 63" drivers is ready to make the grade in N scale.

#### Features include:

- DCC-equipped for speed, direction, and lighting
- dual-mode NMRA-compliant decoder
- precision can motor
- die-cast boiler and chassis
- separate domes and stack
- finescale detailing including bell, whistle, and piping
- gear drive
- Walschaert valve gear
- blackened metal wheels
- high-quality traction tires
- detailed backhead
- NMRA wheel profile
- E-Z Mate® Mark II couplers



PAINTED, UNLETTERED - BLACK  
Item No. 51451



PAINTED, UNLETTERED - BLACK with  
RED WINDOWS and WHITE STRIPES  
Item No. 51452



PENNSYLVANIA #267  
Item No. 51457



SOUTHERN #1012  
(new roadnumber)  
Item No. 51458



NICKEL PLATE #182  
(not shown)  
Item No. 51459



CHESAPEAKE & OHIO® #387  
(black & yellow; not shown)  
Item No. 51460



BALTIMORE & OHIO® #2020  
(not shown)  
Item No. 51461



BODY-MOUNTED  
E-Z MATE®  
MARK II COUPLERS

# STEAM LOCOMOTIVES

# N SCALE

## USRA 0-6-0 SWITCHER & TENDER

Performs best on 11.25" radius curves or greater.

Suggested price: \$82.00 each



**UNION PACIFIC® #4425**  
*(new roadnumber)*  
Item No. 50561



**BALTIMORE & OHIO® #338**  
Item No. 50562



**NEW HAVEN #2333**  
*(not shown)*  
Item No. 50563



**PENNSYLVANIA**  
Item No. 50564



**NEW YORK CENTRAL®**  
Item No. 50570



**PAINTED, UNLETTERED - BLACK**  
Item No. 50598

## 4-4-0 AMERICAN & TENDER

Performs best on 11.25" radius curves or greater.

Suggested price: \$99.00 each



**BALTIMORE & OHIO®**  
Item No. 11751



**GREAT NORTHERN #124**  
Item No. 11755



**UNION PACIFIC® #119**  
Item No. 51151



**SANTA FE #91**  
*(not shown)*  
Item No. 51152



**CENTRAL PACIFIC "JUPITER"**  
Item No. 51174



### EMD DD40AX CENTENNIAL (DCC EQUIPPED)

Performs best on 11.25" radius curves or greater.

Suggested price: \$149.00 each

DCC ON BOARD® locomotives feature dual-mode digital command control decoders enabling operation with a standard DC analog power pack or any NMRA-compliant Digital Command Control system. Speed, direction, and lighting control. *E-Z Mate® II* couplers included.



BODY-MOUNTED  
*E-Z MATE®*  
MARK II COUPLERS



UNION PACIFIC® #6900  
Item No. 62255

UNION PACIFIC® #6910  
*(not shown)*  
Item No. 62256

UNION PACIFIC® #6919  
*(not shown)*  
Item No. 62257

UNION PACIFIC® #6942  
*(not shown)*  
Item No. 62258

### ALCO RS-3 (DCC EQUIPPED)

Performs best on 11.25" radius curves or greater.

Suggested price: \$139.00 each



BODY-MOUNTED  
*E-Z MATE®*  
MARK II COUPLERS

Introduced in 1950, the all-purpose, 1600-HSP RS-3 diesel locomotive had the stamina and strength for freight and passenger service yet was agile enough for yard work. With its rugged, dependable design, it's no wonder that many of these versatile RS-3 locomotives are still working today on short lines, tourist lines, and hauling freight. Now in N scale, Bachmann's DCC-equipped model adds digital control and versatility to your stable of locomotives.

#### Features include:

- DCC-equipped for speed, direction, and lighting
- dual-mode NMRA-compliant decoder
- eight-wheel drive
- precision can motor
- dual, precision-balanced brass flywheels
- die-cast chassis
- finescale handrails
- blackened nickel silver wheels
- detailed exhaust stack and fan
- prototype-specific headlights
- NMRA wheel profile
- *E-Z Mate®* Mark II couplers



# DIESEL LOCOMOTIVES

# N SCALE

## S4 DIESEL LOCOMOTIVE (DCC EQUIPPED)

Performs best on 11.25" radius curves or greater.

Suggested price: \$129.00 each

All new tooling. DCC-equipped for speed, direction, and light; operating dual directional headlights; die-cast chassis and gear tower; and *E-Z Mate*® Mark II couplers.

# DCC ON BOARD



**NEW**

**WESTERN MARYLAND® #145**  
(speed lettering)  
Item No. 63151  
(HO model shown for illustrative purposes)



**NEW**

**SOUTHERN PACIFIC® #1466**  
Item No. 63152  
(HO model shown for illustrative purposes)



**NEW**

**NEW YORK CENTRAL  
SYSTEM P&LE #8662**  
Item No. 63153



**NEW**

**ATSF #1528**  
(zebra stripe)  
Item No. 63154  
(HO model shown for illustrative purposes)



**NEW**

**UNION PACIFIC® #1156**  
(Dependable Transportation)  
Item No. 63155  
(HO model shown for illustrative purposes)



**BODY-MOUNTED  
E-Z MATE®  
MARK II COUPLERS**

## ALCO RS-3 (DCC EQUIPPED) (continued)



**BOSTON & MAINE #1545**  
Item No. 64251



**D&RGW™ #5200 - EARLY**  
Item No. 64252



**WESTERN MARYLAND® #198**  
(speed lettering)  
Item No. 64253



**SOUTHERN #2137**  
Item No. 64254



**PENNSYLVANIA #5604**  
Item No. 64255



**NEW YORK CENTRAL® #8298**  
Item No. 64256

### EMD GP50 with OPERATING DIRECTIONAL HEADLIGHTS

Performs best on 11.25" radius curves or greater.

Suggested price: \$53.00 each



UNION PACIFIC®  
Item No. 61251



SANTA FE  
Item No. 61252



SOUTHERN  
Item No. 61254



NORFOLK SOUTHERN  
Item No. 61291



WISCONSIN CENTRAL  
Item No. 61297



### EMD GP40 with OPERATING DIRECTIONAL HEADLIGHTS

Performs best on 11.25" radius curves or greater.

Suggested price: \$53.00 each



UNION PACIFIC®  
Item No. 63551



SANTA FE  
Item No. 63552



CONRAIL  
Item No. 63556



CHESSIE® SYSTEM  
Item No. 63559



WESTERN MARYLAND®  
Item No. 63587



ALASKA  
Item No. 63598

# DIESEL LOCOMOTIVES

# N SCALE

## EMD GP7 DIESEL (DCC EQUIPPED)

Performs best on 11.25" radius curves or greater.

Suggested price: \$129.00 each

# DCC ON BOARD

Features include DCC-equipped for speed, direction, and lighting; dual-mode NMRA-compliant decoder; all-wheel drive; can motor; super-quiet drive train; die-cast chassis; finescale handrails; blackened metal wheels; directional LED lighting; NMRA wheel profile; and *E-Z Mate*® Mark II couplers.



**UNION PACIFIC® #116**  
*(with dynamic brakes)*  
Item No. 62452



**CLINCHFIELD #908**  
*(with dynamic brakes)*  
Item No. 62456



**PENNSYLVANIA #8803**  
*(new roadnumber)*  
Item No. 62457

**NEW**

**NEW**

**DENVER & RIO GRANDE WESTERN™ #5102**  
*(not shown)*  
Item No. 62458

**NEW**

**JERSEY CENTRAL #1523**  
*(not shown)*  
Item No. 62459

**NEW**

**ROCK ISLAND #1227**  
*(not shown)*  
Item No. 62460



**BODY-MOUNTED  
E-Z MATE®  
MARK II COUPLERS**

DCC ON BOARD

## MDT PLYMOUTH

Performs best on 11.25" radius curves or greater.

Suggested price: \$53.00 each



**BETHLEHEM STEEL**  
Item No. 60051



**SANTA FE #30**  
*(new roadnumber)*  
Item No. 60053

**NEW**



**BURLINGTON #9280**  
Item No. 60066



**INDUSTRIAL - YELLOW**  
Item No. 60089



**INDUSTRIAL - RED**  
Item No. 60090

**NEW**

**INDUSTRIAL - BLACK, WHITE & RED**  
*(not shown)*  
Item No. 60091



### PCC STREETCAR

Performs best on 11.25" radius curves or greater.

Suggested price: \$53.00 each



**KANSAS CITY**  
Item No. 62992



**TORONTO TRANSIT**  
Item No. 62993



**ST. LOUIS RAILWAYS**  
Item No. 62994



**PTC**  
Item No. 62995



**LOS ANGELES**  
Item No. 62996



**PHILADELPHIA - SEPTA**  
Item No. 62997

### BRILL TROLLEY

Performs best on 11.25" radius curves or greater.

Suggested price: \$53.00 each



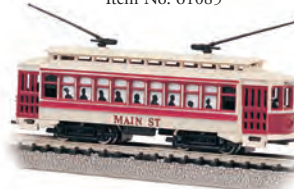
**CHRISTMAS**  
Item No. 61085



**NEW ORLEANS  
(Desire St.)**  
Item No. 61086



**UNITED TRACTION**  
Item No. 61087



**MAIN STREET**  
Item No. 61090




**NEW YORK 3RD AVENUE**  
Item No. 61092




**GREEN**  
Item No. 61093

## 85' FULL-DOME PASSENGER CAR

Suggested price: \$20.50 each



**SANTA FE**  
Item No. 74352



**AMTRAK**  
Item No. 74355

## JACKSON SHARP OPEN-SIDED EXCURSION CAR


Suggested price: \$34.00 each



**PAINTED, UNLETTERED  
GREEN & RED**  
Item No. 19396



**PAINTED, UNLETTERED  
BURGUNDY & BLACK**  
Item No. 19397




**PAINTED, UNLETTERED  
YELLOW & SILVER**  
Item No. 19398




**PAINTED, UNLETTERED  
RED & BROWN**  
Item No. 19399

## ACF 40' LOG CAR (diecast)

Suggested price: \$27.00 each



**1906 - 1935 VERSION**  
Item No. 18351



**1935 - 1960 VERSION**  
Item No. 18352




## CANADIAN 4-BAY CYLINDRICAL GRAIN HOPPER

Suggested price: \$20.00 each

Blackened metal wheels and *E-Z Mate*® Mark II magnetically operated knuckle couplers.



BODY-MOUNTED  
*E-Z MATE*®  
MARK II COUPLERS



CANADIAN NATIONAL - DEMONSTRATOR  
Item No. 19151



SANTA FE  
Item No. 19152




SASKATCHEWAN - WHEAT HERALD  
Item No. 19153



GOVERNMENT OF CANADA - RED  
Item No. 19154



ALBERTA  
Item No. 19155




CANADIAN NATIONAL  
Item No. 19163




CP RAIL  
Item No. 19177



CANADA GRAIN  
Item No. 19181



GOVERNMENT OF CANADA  
Item No. 19184



HERITAGE FUND  
Item No. 19189

Some HO scale versions of our N scale *Silver Series*® rolling stock are shown on these pages for illustration purposes.



## 50' SLIDING DOOR BOX CAR


with body-mounted *E-Z Mate*® Mark II couplers

Suggested price: \$28.50

All new tooling. Operating sliding doors, metal wheels, and detailed underframe with separate brake rigging.



BODY-MOUNTED  
*E-Z MATE*®  
MARK II COUPLERS




**CENTRAL OF GEORGIA**  
*(football scheme; with roof walk)*  
Item No. 19451



**NEW YORK CENTRAL®**  
*(jade green; with roof walk)*  
Item No. 19452



**DELAWARE & HUDSON**  
*(I Love New York; without roof walk)*  
Item No. 19453



**SANTA FE**  
*(with roof walk)*  
Item No. 19454



**UNION PACIFIC®**  
*(without roof walk)*  
Item No. 19455

## ACF 50' STEEL REEFER

with body-mounted *E-Z Mate*® Mark II couplers

Suggested price: \$24.50


Existing and new tooling.



BODY-MOUNTED  
*E-Z MATE*®  
MARK II COUPLERS



**BURLINGTON NORTHERN**  
Item No. 17951



**CANADIAN NATIONAL**  
Item No. 17952



**FRUIT GROWERS EXPRESS**  
Item No. 17953



**TROPICANA**  
*(white & green)*  
Item No. 17954



**AMERICAN REFRIGERATOR TRANSIT CO.**  
Item No. 17955

## ACF 50'6" OUTSIDE BRACED SLIDING DOOR BOX CAR

Suggested price: \$22.00 each

Operating sliding doors, 100-ton roller-bearing trucks, metal wheels, prototypical graphics, detailed underframe, optional tack boards included, and *E-Z Mate*® Mark II couplers.



BODY-MOUNTED  
*E-Z MATE*®  
MARK II COUPLERS



**RAIL BOX**  
Item No. 19651



**McCLOUD RIVER**  
Item No. 19652




**MIDDLETOWN & NEW JERSEY**  
Item No. 19653



**PROVIDENCE & WORCESTER**  
Item No. 19654



**CHATTAHOOCHEE**  
Item No. 19655



**BURLINGTON NORTHERN**  
Item No. 19656

## AAR 40' STEEL BOX CAR

Suggested price: \$20.00 each



**CHICAGO & ILLINOIS MIDLAND**  
Item No. 17051



**PRR MERCHANDISE SERVICE**  
Item No. 17052



**UP - AUTOMATED RAILWAY**  
Item No. 17053



**NEW HAVEN**  
Item No. 17054



**TORONTO, HAMILTON & BUFFALO**  
Item No. 17055



**BANGOR & AROOSTOOK**  
Item No. 17056



**NEW YORK, SUSQUEHANNA & WESTERN**  
*(Suzy Q)*  
Item No. 17058  
*(HO model shown for illustrative purposes)*



**GREAT NORTHERN**  
Item No. 17059  
*(HO model shown for illustrative purposes)*

**NEW**

**BALTIMORE & OHIO® TIMESAVER**  
*(not shown)*  
Item No. 17057

**NEW**


**NEW**



BODY-MOUNTED  
*E-Z MATE*®  
MARK II COUPLERS

## FLAT CAR with LOAD


Suggested price: \$18.50 each



**MAINE CENTRAL with CONTAINER LOAD**  
Item No. 18951



**MAINE CENTRAL with CRATED LOAD**  
Item No. 18952



**MAINE CENTRAL with PIPE LOAD**  
Item No. 18953




**PENNSYLVANIA RAILROAD with CRATED LOAD**  
Item No. 18957



**SANTA FE with CONTAINER LOAD**  
Item No. 18961



**SANTA FE with CRATED LOAD**  
Item No. 18962



**SANTA FE with STEEL LOAD**  
Item No. 18964




**SEABOARD® with CONTAINER LOAD**  
Item No. 18966




**SEABOARD® with CRATED LOAD**  
Item No. 18967



**SEABOARD® with PIPE LOAD**  
Item No. 18968



**SEABOARD® with STEEL LOAD**  
Item No. 18969



**UNION PACIFIC® with CONTAINER LOAD**  
Item No. 18971



**UNION PACIFIC® with CRATED LOAD**  
Item No. 18972



**UNION PACIFIC® with PIPE LOAD**  
Item No. 18973

Some HO scale versions of our N scale *Silver Series*® rolling stock are shown on these pages for illustration purposes.



**ACF 36'6" 10,000-GALLON SINGLE-DOME TANK CAR**

Suggested price: \$21.00 each

**Features include:**

- separate handrails and ladders
- detailed brake rigging, air cylinders, and brake wheel
- body-mounted *E-Z Mate*® Mark II couplers



**BODY-MOUNTED  
E-Z MATE®  
MARK II COUPLERS**



**OWENWOOD MOTOR OIL**  
Item No. 17851



**SPARTON OIL COMPANY**  
Item No. 17852



**FRONTENAC**  
Item No. 17853



**TEXACO**  
Item No. 17854



**C. F. SIMONIN'S SONS**  
Item No. 17856



**CLARK**  
*(not shown)*  
Item No. 17857



**QUAKER STATE**  
*(not shown)*  
Item No. 17858



**TIDEWATER**  
*(not shown)*  
Item No. 17859

### 3-DOME TANK CAR

with body-mounted *E-Z Mate*® Mark II couplers

Suggested price: \$23.50

All new tooling.



**BODY-MOUNTED  
E-Z MATE®  
MARK II COUPLERS**



**NEW**

**PHILADELPHIA QUARTZ CO.**  
Item No. 17151



**NEW**

**CHEMCELL**  
Item No. 17152



**NEW**

**NORTHERN CALIFORNIA WINERIES**  
Item No. 17153



**NEW**

**TRANSCONTINENTAL OIL CO.**  
Item No. 17154



**NEW**

**CARBIDE AND CARBON CHEMICALS**  
Item No. 17155

### TRI-LEVEL

Suggested price: \$25.00



**89' TRI-LEVEL with AUTOS  
SANTA FE**  
Item No. 46502



Have a question? You can "Ask the Bach-Man" on our message board at [www.bachmantrains.com](http://www.bachmantrains.com)!

## 52' CENTER-DEPRESSED FLAT CAR



**with MISSILE**  
Item No. 71391 • Suggested price: \$22.00



**with BOILER**  
Item No. 71395 • Suggested price: \$21.00



**OLIVE DRAB MILITARY with MISSILE**  
Item No. 71396 • Suggested price: \$22.00



**DESERT MILITARY with MISSILE**  
Item No. 71397 • Suggested price: \$22.00



**with TRANSFORMER**  
Item No. 71398 • Suggested price: \$19.00



**with NO LOAD**  
Item No. 71399 • Suggested price: \$17.00

## CRANE & BOOM

Suggested price: \$28.00 each



**250-TON CRANE & BOOM  
UNION PACIFIC®**  
Item No. 46611



**NEW**  
**250-TON CRANE & BOOM  
PENNSYLVANIA**  
(not shown)  
Item No. 46613



**250-TON CRANE & BOOM  
SANTA FE**  
Item No. 46612



**250-TON CRANE & BOOM PAINTED,  
UNLETTERED - BLACK & SILVER**  
Item No. 46698

Some HO scale versions of our N scale *Silver Series*® rolling stock are shown on these pages for illustration purposes.



## NORTHEAST STEEL CABOOSE

Suggested price: \$22.00 each



**MAINE CENTRAL**  
Item No. 16854



**NORFOLK and WESTERN - RED**  
Item No. 16855



**PAINTED, UNLETTERED - CABOOSE RED**  
Item No. 16856



**READING #94070**  
*(new roadnumber)*  
Item No. 16857



**LEHIGH VALLEY #95004**  
*(new roadnumber)*  
Item No. 16858



**WESTERN MARYLAND® #1863**  
*(speed lettering; new roadnumber)*  
Item No. 16859



**BODY-MOUNTED  
E-Z MATE®  
MARK II COUPLERS**



**BOSTON & MAINE**  
*(not shown)*  
Item No. 16860



**DELAWARE & HUDSON #35801**  
*(not shown)*  
Item No. 16861



**NORFOLK and WESTERN - BLUE**  
**#500 836**  
*(not shown)*  
Item No. 16862

## 36' WIDE-VISION CABOOSE

Suggested price: \$15.00 each



**SANTA FE**  
Item No. 70752



**BURLINGTON NORTHERN**  
Item No. 70753



**CSX®**  
Item No. 70768




**NORFOLK and WESTERN**  
Item No. 70792

Some HO scale versions of our N scale *Silver Series®* rolling stock are shown on these pages for illustration purposes.



**Instant buildings for your railroad! The already-assembled models shown on these pages will add interest and realism to any N scale layout.**



**AUTO BODY SHOP**  
Item No. 45708 • Suggested price: \$17.00



**DRIVE-IN BURGER STAND**  
Item No. 45709 • Suggested price: \$17.00



**DRIVE-IN BANK**  
Item No. 45804 • Suggested price: \$17.00



**SCHOOL HOUSE with  
PLAYGROUND EQUIPMENT**  
Item No. 45807 • Suggested price: \$17.00



**FARM HOUSE**  
Item No. 45812 • Suggested price: \$17.00



**TWO-STORY HOUSE**  
Item No. 45813 • Suggested price: \$17.00



**NEW ENGLAND RANCH HOUSE**  
Item No. 45814 • Suggested price: \$17.00



**FACTORY**  
Item No. 45902 • Suggested price: \$18.50



**CAR SHOWROOM**  
Item No. 45903 • Suggested price: \$18.50



**GAS STATION**  
Item No. 45904 • Suggested price: \$18.50



**PLATFORM STATION**  
Item No. 45906 • Suggested price: \$18.50



**FREIGHT STATION**  
Item No. 45907 • Suggested price: \$18.50





**PASSENGER STATION**  
Item No. 45908 • Suggested price: \$18.50



**CONTEMPORARY HOUSE**  
Item No. 45909 • Suggested price: \$18.50



**WATER TANK**  
Item No. 45810 • Suggested price: \$17.00



**COUNTRY CHURCH**  
Item No. 45815 • Suggested price: \$17.00



**COALING STATION**  
Item No. 45811 • Suggested price: \$17.00



**ELECTRIC DIESEL HORN in OIL TANK**  
Item No. 46901 • Suggested price: \$39.00



**STEAM WHISTLE in FREIGHT STATION**  
Item No. 46902 • Suggested price: \$42.00



**BLINKING OIL TANK**  
Item No. 46903 • Suggested price: \$24.00



**BLINKING BRIDGE**  
Item No. 46904 • Suggested price: \$22.50



**BRIDGE**  
Item No. 46905 • Suggested price: \$19.00



## MOTORIZED TURNTABLE

*(Approximate dimensions excluding maintenance building extension:  
7½" diameter with 5½" turntable bridge; not shown)*



Item No. 46799 • price to be announced

This DCC-ready N scale motorized turntable includes 12 indexed track positions, slow-speed gear drive, and direction control switch for easy operation on your railroad.

### Features:

- 12 nickel silver track positions
- slow-speed gear drive
- spring-loaded direction switch
- turntable indexed to each track section for accurate alignment
- DCC-ready with 8-pin dummy plug
- painted maintenance building
- prototypical operator's cabin
- designed for use with Bachmann's *E-Z Track*®
- easily adaptable to other popular track systems

Use our 16 x 25 x 5mm *E-Z Command*® DCC Decoder with NMRA 8-Pin Plug (Item No. 44915) or our 9.5 x 25 x 5mm *E-Z Command*® DCC Decoder with NMRA 8-Pin Plug (Item No. 44926) to add DCC control to this Motorized Turntable.



### FIGURE SET

Item No. 42502 • Suggested price: \$9.25



### CROSSING GATES and SIGNALS


*(12 pieces)*

Item No. 42504 • Suggested price: \$9.25



### ANIMAL SET

Item No. 42505 • Suggested price: \$9.25



### TELEPHONE POLES

*(12 pieces)*


Item No. 42506 • Suggested price: \$9.25



### RAILROAD and STREET SIGNS

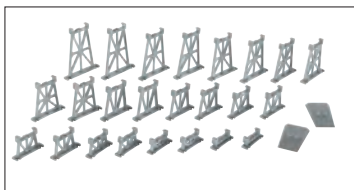
*(24 pieces)*

Item No. 42513 • Suggested price: \$9.25



### ROAD CROSSING

Item No. 42522 • Suggested price: \$9.25



### 26-PIECE GRADUATED TRESTLE SET

*(not compatible with E-Z Track®)*

Item No. 42523 • Suggested price: \$19.50



### DUAL CROSSING GATES

Item No. 46720 • Suggested price: \$12.50

**QUARTER SECTION  
11.25" RADIUS  
CURVED TRACK**

Item No. 44831  
Suggested price: \$8.50  
(6/card)



**HALF SECTION  
11.25" RADIUS  
CURVED TRACK**

Item No. 44821  
Suggested price: \$13.00  
(6/card)



**11.25" RADIUS  
CURVED TRACK**

Item No. 44801  
Suggested price: \$13.00  
(6/card)



*6 pieces  
of track  
make up  
one half  
(180°)  
of an  
11.25"  
radius  
circle.*

**11.25" RADIUS  
TERMINAL RERAILER  
with WIRE**

Item No. 44802  
Suggested price: \$6.75  
(1/card)



**QUARTER SECTION  
12.50" RADIUS  
CURVED TRACK**

Item No. 44832  
Suggested price: \$9.25  
(6/card)



**HALF SECTION  
12.50" RADIUS  
CURVED TRACK**

Item No. 44822  
Suggested price: \$13.50  
(6/card)



**12.50" RADIUS  
CURVED TRACK**

Item No. 44852  
Suggested price: \$17.00  
(6/card)



**NEW**

**QUARTER SECTION  
14" RADIUS  
CURVED TRACK**

(not shown)  
Item No. 44833  
Suggested price: \$13.00  
(6/card)

**HALF SECTION  
14" RADIUS  
CURVED TRACK**

Item No. 44823  
Suggested price: \$13.50  
(6/card)



**14" RADIUS  
CURVED TRACK**

Item No. 44853  
Suggested price: \$18.50  
(6/card)



**NEW**

**QUARTER SECTION  
15.50" RADIUS  
CURVED TRACK**

(not shown)  
Item No. 44834  
Suggested price: \$13.00  
(6/card)

**NEW**

**HALF SECTION  
15.50" RADIUS  
CURVED TRACK**

(not shown)  
Item No. 44824  
Suggested price: \$15.00  
(6/card)

**NEW**

**15.50" RADIUS  
CURVED TRACK**

(not shown)  
Item No. 44854  
Suggested price: \$18.50  
(6/card)

**QUARTER SECTION  
17.50" RADIUS  
CURVED TRACK**

Item No. 44835  
Suggested price: \$12.50  
(6/card)



**HALF SECTION  
17.50" RADIUS  
CURVED TRACK**

Item No. 44825  
Suggested price: \$13.50  
(6/card)



**17.50" RADIUS  
CURVED TRACK**  
Item No. 44855  
Suggested price: \$15.00  
(6/card)



**QUARTER SECTION  
19" RADIUS  
CURVED TRACK**  
Item No. 44836  
Suggested price: \$8.50  
(6/card)



**HALF SECTION  
19" RADIUS  
CURVED TRACK**  
Item No. 44856  
Suggested price: \$12.50  
(6/card)



**19" RADIUS  
CURVED TRACK**  
Item No. 44804  
Suggested price: \$19.00  
(6/card)



*6 pieces of  
track make  
up one  
quarter (90°)  
of a 19"  
radius circle.*

**5" STRAIGHT TRACK**  
Item No. 44811  
Suggested price: \$13.00  
(6/card)



**10" STRAIGHT TRACK**  
Item No. 44815  
Suggested price: \$22.00  
(6/card)



**10" STRAIGHT  
TERMINAL RERAILER  
with WIRE**  
Item No. 44820  
Suggested price: \$9.50  
(1/card)



**10" STRAIGHT with  
UNDER-TRACK  
TERMINAL**  
Item No. 44897  
Suggested price: \$10.50  
(1/card)



**ASSORTED SECTIONS  
STRAIGHT TRACK**  
(two each 4.50", 2.25", and  
1.125" per card)  
Item No. 44829  
Suggested price: \$24.00



**ASSORTED SHORT  
CONNECTOR SECTIONS**  
(two each .75", .875", 1.25",  
and 1.5" per card)  
Item No. 44899  
Suggested price: \$10.50



**30 DEGREE CROSSING**  
Item No. 44840  
Suggested price: \$21.00  
(1/card)



**45 DEGREE CROSSING**  
Item No. 44843  
Suggested price: \$21.00  
(1/card)



**60 DEGREE CROSSING**  
Item No. 44842  
Suggested price: \$21.00  
(1/card)



**90 DEGREE CROSSING**  
Item No. 44841  
Suggested price: \$21.00  
(1/card)





All analog turnouts (non-DCC) require AC accessory power supply for operation. The Power Pack and Speed Controller included in our N/HO/On30 train sets (also available separately as Item No. 44212) is equipped with AC accessory terminals.

<p><b>REMOTE TURNOUT - LEFT</b> Item No. 44861 Suggested price: \$29.00 (1/card)</p> 	<p><b>REMOTE TURNOUT - RIGHT</b> Item No. 44862 Suggested price: \$29.00 (1/card)</p> 	<p><b>#4 TURNOUT - LEFT</b> Item No. 44863 Suggested price: \$45.00 (1/card)</p> 	<p><b>#4 TURNOUT - RIGHT</b> Item No. 44864 Suggested price: \$45.00 (1/card)</p> 	<p><b>#6 TURNOUT - LEFT</b> Item No. 44859 Suggested price: \$53.00 (1/card)</p> 
<p><b>#6 TURNOUT - RIGHT</b> Item No. 44860 Suggested price: \$53.00 (1/card)</p> 	<p><b>#6 WYE TURNOUT</b> Item No. 44869 Suggested price: \$58.00 (1/card)</p> 	<p><b>#6 SINGLE CROSSOVER TURNOUT - LEFT</b> Item No. 44875 Suggested price: \$99.00 (1/card)</p> 	<p><b>#6 SINGLE CROSSOVER TURNOUT - RIGHT</b> Item No. 44876 Suggested price: \$99.00 (1/card)</p> 	<p><b>HAYES BUMPERS</b> Item No. 44891 Suggested price: \$16.50 (2/card)</p> 

**BULK NICKEL SILVER/GRAY ROADBED E-Z TRACK® (BY THE CARTON)**

Item No. 44880	11.25" RADIUS CURVED TRACK - BULK (50 pieces per carton)
Item No. 44881	5" STRAIGHT TRACK - BULK (50 pieces per carton)
Item No. 44882	10" STRAIGHT TRACK - BULK (50 pieces per carton)
Item No. 44884	19" RADIUS CURVED TRACK - BULK (50 pieces per carton)
Item No. 44887	30" STRAIGHT TRACK - BULK (25 pieces per carton)

Suggested price:

\$98.00
\$98.00
\$155.00
\$105.00
\$345.00



### E-Z TRACK® CROSSING GATE

Item No. 44879 • Suggested price: \$36.00



**16-PIECE E-Z TRACK® GRADUATED PIER SET**  
Item No. 44871 • Suggested price: \$23.00



**8-PIECE E-Z TRACK® TALL PIER SET**  
Item No. 44872 • Suggested price: \$20.00

### MAGNETICALLY OPERATED

E-Z MATE® MARK II COUPLERS with METAL COIL SPRINGS



**MAGNETICALLY OPERATED  
E-Z MATE® MARK II COUPLERS – LONG**  
(12 coupler pairs per card)  
Item No. 78501 • Suggested price: \$26.00

**MAGNETICALLY OPERATED  
E-Z MATE® MARK II COUPLERS – MEDIUM**  
(12 coupler pairs per card)  
Item No. 78502 • Suggested price: \$26.00

**MAGNETICALLY OPERATED  
E-Z MATE® MARK II COUPLERS – SHORT**  
(12 coupler pairs per card)  
Item No. 78503 • Suggested price: \$26.00



**MAGNET with BRAKEMAN FIGURE**  
Item No. 78998 • Suggested price: \$6.00



**FRICITION BEARING FREIGHT TRUCKS**  
(without wheels)  
12 truck pairs per card  
Item No. 42534 • Suggested price: \$43.00

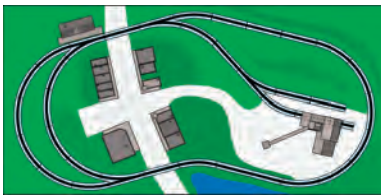


**ROLLER BEARING FREIGHT TRUCKS**  
(without wheels)  
12 truck pairs per card  
Item No. 42535 • Suggested price: \$43.00

## WORLD'S GREATEST HOBBY® FIRST RAILROAD TRACK PACK

Item No. 44896 • Suggested price: \$210.00

It's never been easier to get started in model railroading! *Our World's Greatest Hobby® First Railroad Track Pack* contains all the track you need to build a 56" x 28" N scale track layout (shown below). Also included is a copy of the DVD, *Building Your First Model Railroad*. Hosted by actor and model railroad enthusiast Michael Gross, this video features the construction of an HO scale model railroad with hints and tips that apply to every scale. Get on track for fun with the World's Greatest Hobby!



## NICKEL SILVER E-Z TRACK® AUTO-REVERSING SYSTEM

Item No. 44847 • Suggested price: \$160.00

Featuring our electronic auto-reversing *E-Z Track®*, this track set is the perfect solution for point-to-point passenger and freight transit on your layout. A stop time of 5 to 7 seconds allows plenty of time to drop off your cargo or passengers, and a variable speed controller lets you determine the speed of travel. Add-on sections are also available (Item Nos. 44848 & 44849). Then, sit back and enjoy the ride while your town or city comes to life.

### *The Nickel Silver E-Z Track® Auto-Reversing Track System includes:*

- 4 pieces of 5" straight auto-reversing *E-Z Track®*
- 4 pieces of 11.25" radius curved auto-reversing *E-Z Track®*
- 2 pieces of 5" straight *E-Z Track®*
- 2 Hayes bumpers
- power pack and variable speed controller
- illustrated instructions



## ELECTRONIC AUTO-REVERSING NICKEL SILVER E-Z TRACK®

You can expand your point-to-point rail system with Electronic Auto-Reversing Nickel Silver *E-Z Track®*. Available in 5" straight sections or 11.25" radius curved sections, this electronically equipped track is specifically designed for the open-end track configuration of our auto-reversing track system, allowing you to go virtually anywhere in your layout.



### AUTO-REVERSING 5" STRAIGHT (6 per card)

Item No. 44848 • Suggested price: \$39.00



### AUTO-REVERSING 11.25" RADIUS CURVED (6 per card)

Item No. 44849 • Suggested price: \$39.00

Note: this track will not operate as reversing track unless it is used in conjunction with our auto-reversing track system, Item No. 44847



O  
SCALE

PLASTICVILLE® U.S.A.  
BUILT-UPS

# Plasticville® U.S.A.

## O SCALE PLASTICVILLE® U.S.A. BUILT-UPS

Since 1947, hobbyists and collectors have made *Plasticville® U.S.A.* products their structures of choice. Now, in addition to our traditional, easy-to-assemble kits, Bachmann is pleased to offer these pre-assembled *Plasticville® U.S.A.* buildings. *Plasticville®* pieces add character and dimension to your O scale layout. Many buildings and accessories have been added to the *Plasticville®* line throughout its history, and many are still produced from their original molds. As a fun challenge to collectors, you can collect hundreds of product, color, and packaging variations that have occurred over the years (you can even join the independent Plasticville Collectors Association at [plasticvilleusa.org](http://plasticvilleusa.org)). Whether you're new in town or an established civic leader, Bachmann builds *Plasticville® U.S.A.* for you. City growth is limited only by your imagination!



**COALING STATION**

Item No. 45301 • Suggested price: \$53.00



**SPLIT-LEVEL HOUSE**

Item No. 45302 • Suggested price: \$52.00



**TOWN HALL**

Item No. 45303 • Suggested price: \$59.00



**TWO-STORY HOUSE**

Item No. 45305 • Suggested price: \$52.00



**HOBO JUNGLE**

Item No. 45306 • Suggested price: \$52.00



**LOADING PLATFORM &  
CROSSING SHANTY**

Item No. 45307 • Suggested price: \$52.00



**COUNTRY CHURCH**

Item No. 45308 • Suggested price: \$53.00



**SIGNAL BRIDGE**

Item No. 45309 • Suggested price: \$53.00



**TRAILER PARK  
with TWO TRAILERS  
& FLAG POLE with FLAG**

Item No. 45310 • Suggested price: \$55.00



**BANK**

Item No. 45311 • Suggested price: \$52.00



**HOSPITAL with FURNITURE**

Item No. 45312 • Suggested price: \$55.00



**CAPE COD HOUSES  
(2 per box)**

Item No. 45313 • Suggested price: \$52.00



**ROADSIDE STAND**

Item No. 45314 • Suggested price: \$44.00



**APARTMENT BUILDING**

Item No. 45315 • Suggested price: \$44.00



**HOUSE UNDER CONSTRUCTION**

Item No. 45316 • Suggested price: \$44.00



**COVERED BRIDGE**

Item No. 45317 • Suggested price: \$44.00



**UNION STATION**

Item No. 45318 • Suggested price: \$44.00



**O**  
SCALE

PLASTICVILLE® U.S.A. KITS

# Plasticville®

U.S.A.



**TURNPIKE INTERCHANGE**  
Item No. 45601 • Suggested price: \$31.00



**DAIRY BARN**  
Item No. 45602 • Suggested price: \$25.00



**WINDMILL with FARM MACHINERY**  
Item No. 45603 • Suggested price: \$25.00



**FARM OUTBUILDINGS with ANIMALS**  
Item No. 45604 • Suggested price: \$21.00





**DINER**  
Item No. 45605 • Suggested price: \$25.00



**FROSTY BAR**  
Item No. 45606 • Suggested price: \$21.00



**SPLIT-LEVEL HOUSE**  
Item No. 45607 • Suggested price: \$31.00



**CAPE COD HOUSES**  
*(2 per box)*  
Item No. 45608 • Suggested price: \$25.00



**POLICE STATION with POLICE CAR**  
Item No. 45609 • Suggested price: \$25.00



**FIRE HOUSE with PUMPER TRUCK,  
LADDER TRUCK & FIRE CHIEF CAR**  
Item No. 45610 • Suggested price: \$31.00

Some models on these pages have been weathered and painted for illustration purposes.



**SCHOOL HOUSE with PLAYGROUND EQUIPMENT**  
Item No. 45611 • Suggested price: \$27.50



**TRAILER PARK with 3 TRAILERS & FLAG POLE with FLAG**  
Item No. 45612 • Suggested price: \$25.00



**TOWN HALL**  
Item No. 45614 • Suggested price: \$31.00



**GREENHOUSE with FLOWERS**  
Item No. 45615 • Suggested price: \$27.50



**MOTEL**  
*(new colors; white & blue)*  
Item No. 45616 • Suggested price: \$25.00

Some models on these pages have been weathered and painted for illustration purposes.





**ROADSIDE STAND**  
Item No. 45621 • Suggested price: \$25.00



**TWO-STORY HOUSE**  
Item No. 45622 • Suggested price: \$27.50



**SIGNAL BRIDGE**  
Item No. 45623 • Suggested price: \$25.00



**TRESTLE BRIDGE**  
Item No. 45975 • Suggested price: \$25.00



**UNION STATION**  
Item No. 45976 • Suggested price: \$25.00



**LOADING PLATFORM & CROSSING SHANTY**  
Item No. 45977 • Suggested price: \$27.50





**WATER TOWER**

Item No. 45978 • Suggested price: \$21.00



**COALING STATION**

Item No. 45979 • Suggested price: \$27.50



**CATHEDRAL**

Item No. 45981 • Suggested price: \$25.00



**APARTMENT BUILDING**

Item No. 45980 • Suggested price: \$27.50



**LOG CABIN with RUSTIC FENCE**

Item No. 45982 • Suggested price: \$25.00





**HOBO JUNGLE**  
*(2 shacks, box car, outhouse)*  
Item No. 45983 • Suggested price: \$25.00



**RUSTIC FENCE**  
Item No. 45984 • Suggested price: \$20.00



**AIRPORT TERMINAL**  
Item No. 45985 • Suggested price: \$27.50



**AIRPORT HANGAR with AIRPLANES**  
Item No. 45986 • Suggested price: \$27.50



**COVERED BRIDGE**  
Item No. 45992 • Suggested price: \$27.50

Some models on these pages have been weathered and painted for illustration purposes.

**Large  
SCALE**

**LIL' BIG HAULERS®**



Featuring a compact size and colorful designs, Bachmann's new *Li'l Big Haulers*® are the perfect introduction to Large Scale model railroading. Choose from three different ready-to-run sets. There's also a full selection of colorful separate-sale *Li'l Big Haulers*® locomotives with tenders, tank engines, hoppers, tankers, coaches, baggage cars, and cabooses. Get started on BIG railroading fun with *Li'l Big Haulers*®!

## Fast Freight

**NEW**

Item No. 90196 • Suggested price: \$279.00

Get on the fast track to fun with the *Fast Freight* train set. The *Fast Freight* ready-to-run set comes complete with a steam locomotive with operating headlight, three colorful freight cars, hook-and-loop couplers on locomotive and all cars, 4'3" circle of steel alloy track (12 pieces), power pack and speed controller, and illustrated instruction manual.



ALL SETS ARE READY TO RUN AND PROTECTED BY BACHMANN'S EXCLUSIVE LIFETIME LIMITED WARRANTY.



## Short Line Special

**NEW**

Item No. 90197 • Suggested price: \$279.00

It's all aboard for an exciting trip 'round the rails with the *Short Line Special*. The *Short Line Special* ready-to-run train set comes complete with a steam locomotive with operating headlight and tender, two colorful passenger cars, hook-and-loop couplers on locomotive and all cars, 4'3" circle of steel alloy track (12 pieces), power pack and speed controller, and illustrated instruction manual.


 Speed Controller  
with Plug-In Wiring


## North Pole Express

**NEW**

Item No. 90198 • Suggested price: \$279.00

Delivering Christmas cheer straight from Santa's workshop to your home is the very merry *North Pole Express*. The *North Pole Express* ready-to-run train set comes complete with a steam locomotive with operating headlight and tender, two festive freight cars, hook-and-loop couplers on locomotive and all cars, 4'3" circle of steel alloy track (12 pieces), power pack and speed controller, and illustrated instruction manual.


 Speed Controller  
with Plug-In Wiring


## L'I'L BIG HAULERS® 0-4-0 LOCOMOTIVES with OPERATING HEADLIGHT



LOCOMOTIVE with TENDER - SHORT LINE RAILROAD  
Item No. 91498 • Suggested price: \$129.00



TANK ENGINE - SHORT LINE RAILROAD  
Item No. 91499 • Suggested price: \$99.00

## L'I'L BIG HAULERS® SEPARATE-SALE ROLLING STOCK

### BAGGAGE CAR

Suggested price: \$49.00 each



SHORT LINE RAILROAD - RED  
with BLACK ROOF  
Item No. 97088



SHORT LINE RAILROAD - GREEN  
with BLACK ROOF  
Item No. 97092



SHORT LINE RAILROAD - YELLOW  
with SILVER ROOF  
Item No. 97096

### COACH

Suggested price: \$49.00 each



SHORT LINE RAILROAD - RED  
with BLACK ROOF  
Item No. 97089



SHORT LINE RAILROAD - GREEN  
with BLACK ROOF  
Item No. 97093



SHORT LINE RAILROAD - YELLOW  
with SILVER ROOF  
Item No. 97097

L'I'L BIG HAULERS® SEPARATE-SALE ROLLING STOCK  
(continued)



TANK CAR

Suggested price: \$49.00 each



BUD'S CHOCOLATE SAUCE  
Item No. 98088



SPECTRUM® PAINTS  
Item No. 98089



NORTH STAR  
Item No. 98098

HOPPER CAR

Suggested price: \$39.00 each



JUMPIN' JACK'S JELLY BEANS  
Item No. 98090



KING COAL  
Item No. 98091



GOLDEN NUGGET MINING COMPANY  
Item No. 98097

CABOOSE

Suggested price: \$49.00 each



SHORT LINE RAILROAD - BLUE  
with SILVER ROOF  
Item No. 98086



SHORT LINE RAILROAD - YELLOW  
with BLACK ROOF  
Item No. 98087



SHORT LINE RAILROAD - GREEN  
with BLACK ROOF  
Item No. 98099



# Large SCALE

# THOMAS & FRIENDS™

## Thomas' Christmas Delivery

with international-style book and loop couplers

Item No. 90087 • Suggested price: \$525.00

Wearing a familiar cap and armed with his trusty snowplow, Thomas hauls two festively decorated cars to bring BIG holiday cheer to one and all. The *Thomas' Christmas Delivery* ready-to-run electric train set includes Thomas the Tank Engine™ (with hat, snowplow and moving eyes), open wagon with presents, coach, 5'4" x 4'3" oval of track (14 pieces), wall pack and speed controller, illustrated instruction manual, and DVD-format video instructions.



Thomas' Eyes  
Move Side to Side



Thomas' Eyes  
Move Side to Side

8'2" x 4'3"  
Oval of Track



Speed Controller  
with Plug-In Wiring



DVD Format  
Video Instructions

SETS ARE READY TO RUN AND PROTECTED BY BACHMANN'S EXCLUSIVE LIFETIME LIMITED WARRANTY.



## Thomas with Annie & Clarabel

*with international-style hook and loop couplers*

Item No. 90068 • Suggested price: \$475.00

Thomas and his loyal coaches Annie and Clarabel are carrying a number of very important passengers and you're invited to join in their adventures! A great way to begin your Large Scale *Thomas & Friends*™ collection, this ready-to-run electric train set

comes complete with Thomas the Tank Engine™ (with moving eyes), Annie coach, Clarabel coach, 5'4" x 4'3" oval of track (14 pieces), wall pack and speed controller, illustrated instruction manual, and DVD-format video instructions.



## Percy and the Troublesome Trucks

*with international-style hook and loop couplers*

Item No. 90069 • Suggested price: \$475.00

The Troublesome Trucks are needed for a hauling job, and Percy is there to make sure the work gets done without the trucks causing too much mischief! This ready-to-run electric train set comes complete with Percy the Small Engine (with moving eyes), Troublesome Truck #1, Troublesome Truck #2, a 5'4" x 4'3" oval of track (14 pieces), wall pack and speed controller, illustrated instruction manual, and DVD-format video instructions.



Percy's Eyes  
Move Side to Side

### LARGE SCALE THOMAS & FRIENDS™ LOCOMOTIVES

The locomotives in this section are equipped with moving eyes and international-style hook and loop couplers. Performs best on 4" diameter curves or greater.



THOMAS the TANK ENGINE™  
*(with moving eyes)*  
Item No. 91401 • Suggested price: \$275.00



THOMAS' SNOWPLOW  
Item No. 92101 • Suggested price: \$26.00



SET IS READY TO RUN AND PROTECTED BY BACHMANN'S EXCLUSIVE LIFETIME LIMITED WARRANTY.



8'2" x 4'3"  
Oval of Track



Speed Controller  
with Plug-In Wiring



DVD Format  
Video Instructions

LARGE SCALE THOMAS & FRIENDS™ LOCOMOTIVES (continued)



**PERCY the SMALL ENGINE**  
*(with moving eyes)*  
Item No. 91402 • Suggested price: \$275.00



**JAMES the RED ENGINE**  
*(with moving eyes)*  
Item No. 91403 • Suggested price: \$350.00

## LARGE SCALE THOMAS & FRIENDS™ LOCOMOTIVES (continued)



**EMILY**  
*(with moving eyes)*  
Item No. 91404 • Suggested price: \$395.00



**TOBY the TRAM ENGINE**  
*(with moving eyes)*  
Item No. 91405 • price to be announced  
*(HO model shown for illustrative purposes.)*

## LARGE SCALE THOMAS & FRIENDS™ ROLLING STOCK

The rolling stock in this section is equipped with international-style hook and loop couplers. Performs best on 4" diameter curves or greater.



**ANNIE COACH**  
Item No. 97001 • Suggested price: \$93.00



**CLARABEL COACH**  
Item No. 97002 • Suggested price: \$93.00



**EMILY'S COACH**  
Item No. 97003 • Suggested price: \$99.00



**EMILY'S BRAKE COACH**  
Item No. 97004 • Suggested price: \$99.00



LARGE SCALE THOMAS & FRIENDS™ ROLLING STOCK (continued)



**TROUBLESOME TRUCK #1**  
Item No. 98001 • Suggested price: \$93.00



**TROUBLESOME TRUCK #2**  
Item No. 98002 • Suggested price: \$93.00



**COAL WAGON with LOAD**  
Item No. 98003 • Suggested price: \$85.00



**SODOR FUEL TANK**  
Item No. 98004 • Suggested price: \$85.00



**TIDMOUTH MILK TANK**  
Item No. 98005 • Suggested price: \$85.00



**CARGO CAR**  
Item No. 98006 • Suggested price: \$85.00



**OIL TANK**  
Item No. 98007 • Suggested price: \$85.00



**BRAKE VAN**  
Item No. 98008 • Suggested price: \$85.00



# Large SCALE

## THOMAS & FRIENDS™ AND RINGLING BROS. AND BARNUM & BAILEY™

LARGE SCALE THOMAS & FRIENDS™ ROLLING STOCK (continued)



**TAR TANK**  
Item No. 98009 • Suggested price: \$85.00



**S.C. RUFFEY**  
Item No. 98010 • Suggested price: \$85.00

© 2013 Gullane (Thomas) Limited.

## Ringling Bros. and Barnum & Bailey™

Item No. 90083 • Suggested price: \$575.00

While many circuses were able to expand in the 1900s because of the efficiency of rail transportation, it was only the merger of Ringling Brothers and Barnum & Bailey in 1919 that created a colossal train of over 90 cars! The world-famous *Ringling Bros. and Barnum & Bailey Circus*® has joined with Bachmann to let you experience all the excitement of *The Greatest Show On Earth*® as it travels by rail. This ready-to-run electric train set comes complete with a 4-6-0 steam locomotive (with operating headlight, smoke, and speed-synchronized sound), coal tender, performers' car, elephant stock car, flat car with vintage wagons, circus lion and tiger, 8'2" x 4'3" oval of track (20 pieces), power pack and speed controller, illustrated "Bach-Man" instruction manual, and DVD-format video instructions.



THIS SET IS READY TO RUN AND PROTECTED BY BACHMANN'S EXCLUSIVE LIFETIME LIMITED WARRANTY.

*Note: Sound system and passenger car lights (if applicable) require one 9V battery each for operation. Batteries are not included.*

RINGLING BROS. and BARNUM & BAILEY™ ROLLING STOCK



**JACKSON SHARP COACH #73**  
Item No. 92711 • Suggested price: \$135.00



**WATER TANK CAR**  
Item No. 92712 • Suggested price: \$110.00

# THOMAS & FRIENDS™ AND RINGLING BROS. AND BARNUM & BAILEY™

# Large SCALE

## LARGE SCALE THOMAS & FRIENDS™ ROLLING STOCK (continued)



**RASPBERRY SYRUP TANKER**  
Item No. 98011 • Suggested price: \$85.00  
(HO model shown for illustrative purposes.)



**OPEN WAGON - BLUE**  
Item No. 98012 • Suggested price: \$85.00  
(HO model shown for illustrative purposes.)

© 2013 Gullane (Thomas) Limited.



**8'2" x 4'3"**  
Oval of Track



**Speed Controller  
with Plug-In Wiring**



**DVD-Format  
Video Instructions**



Includes one each circus lion and tiger.

© Feld Entertainment. RINGLING BROS. AND BARNUM & BAILEY AND THE GREATEST SHOW ON EARTH are trademarks of and are used under license from Ringling Bros.-Barnum & Bailey Combined Shows, Inc. All rights reserved. [www.Ringling.com](http://www.Ringling.com)



## RINGLING BROS. and BARNUM & BAILEY™ ROLLING STOCK (continued)



**"PERFORMING ELEPHANTS"  
TABLEAU WAGON on FLAT CAR #107**  
Item No. 92713 • Suggested price: \$125.00



**"LADY ARTISTS"  
TABLEAU WAGON on FLAT CAR #108**  
Item No. 92714 • Suggested price: \$125.00



**TIGER BOX CAR #32**  
Item No. 92715 • Suggested price: \$95.00



### White Christmas® Express

Item No. 90076 • Suggested price: \$510.00

Create a festive scene under your tree with this colorful Yuletide set. With a full head of steam in the boiler, your passengers will be transported on a magical holiday adventure aboard the *White Christmas® Express*. The *White Christmas® Express* comes complete with a 4-6-0 steam locomotive (with operating headlight, smoke, and speed-synchronized sound), tender with wood load, combine with operating door and lighted interior, coach car with lighted interior, 8'2" x 4'3" oval of track (20 pieces), power pack and speed controller, illustrated "Bach-Man" instruction manual, and DVD-format video instructions.



### Night Before Christmas™

Item No. 90037 • Suggested price: \$450.00

Perhaps there is no other gift more fun to find under the Christmas tree than a brand new train. Delivering its promise of magic and delight is the *Night Before Christmas* train set. The *Night Before Christmas* comes complete with a 4-6-0 steam locomotive (with operating headlight, smoke, and speed-synchronized sound), tender with coal load, gondola, bobber caboose, and Santa figure. Also included are a 5'4" x 4'3" oval of track (14 pieces), power pack and speed controller, illustrated "Bach-Man" instruction manual, and DVD-format video instructions.



ALL SETS ARE READY TO RUN AND PROTECTED BY BACHMANN'S EXCLUSIVE LIFETIME LIMITED WARRANTY.

*Note: Sound system and passenger car lights (if applicable) require one 9V battery each for operation. Batteries are not included.*



# ELECTRIC TRAIN SETS

# Large SCALE



8'2" x 4'3"  
Oval of Track



Speed Controller  
with Plug-In Wiring



DVD-Format  
Video Instructions



5'4" x 4'3"  
Oval of Track



Speed Controller  
with Plug-In Wiring



DVD-Format  
Video Instructions

### The Plainsman

Item No. 90078 • Suggested price: \$425.00

Crossing the plains of the American West was a formidable task in the early days of the nation. Making the journey faster and less dangerous, pioneer wagon trains gave way to the Iron Horse in the 1860s. Our *Plainsman* set represents one of these early travelers of the West and features a Union Pacific® 4-6-0 steam locomotive (with operating headlight, smoke, and speed-synchronized sound), coal tender, stock car, bobber caboose, 5'4" x 4'3" oval of track (14 pieces), engineer and fireman figures, power pack and speed controller, illustrated "Bach-Man" instruction manual, and DVD-format video instructions.



### Pennsylvanian

Item No. 90082 • Suggested price: \$500.00

Recognized as "the Standard Railroad of America," the Pennsylvania Railroad earned the distinction of being the largest railroad in the world for much of its 122-year history. Modeled after a typical passenger train of the early twentieth century, the mighty *Pennsylvanian* serves passengers north, south, east, and west of your imagination. This ready-to-run electric train set comes complete with a PRR green 4-6-0 steam locomotive (with operating headlight, smoke, and speed-synchronized sound), coal tender, Tuscan red coach with lighted interior, observation car with lighted interior and drumhead, 8'2" x 4'3" oval of track (20 pieces), power pack and speed controller, illustrated "Bach-Man" instruction manual, and DVD-format video instructions.



ALL SETS ARE READY TO RUN AND PROTECTED BY BACHMANN'S EXCLUSIVE LIFETIME LIMITED WARRANTY.

*Note: Sound system and passenger car lights (if applicable) require one 9V battery each for operation. Batteries are not included.*



# ELECTRIC TRAIN SETS

# Large SCALE



5'4" x 4'3"  
Oval of Track



Speed Controller  
with Plug-In Wiring



DVD-Format  
Video Instructions



8'2" x 4'3"  
Oval of Track



Speed Controller  
with Plug-In Wiring



DVD-Format  
Video Instructions



### Tweetsie Railroad

Item No. 90033 • Suggested price: \$525.00

Originally carrying passengers through the Blue Ridge mountains from Johnson City, Tennessee to Boone, North Carolina was the East Tennessee & Western North Carolina Railroad (ET&WNC). Operating today and listed on the National Register of Historic Places, you'll understand this train's nickname when you hear the "Tweetsie's" whistle echoing across the valleys of the Blue Ridge. This *Tweetsie Railroad* train set comes complete with a 4-6-0 steam locomotive (with operating headlight, smoke, and speed-synchronized sound), coal tender, flat car with logs, box car, combine with operating door and lighted interior, and engineer and fireman figures. Also included are an 8'2" x 4'3" oval of track (20 pieces), power pack and speed controller, illustrated "Bach-Man" instruction manual, and DVD-format video instructions.



8'2" x 4'3"  
Oval of Track



Speed Controller  
with Plug-In Wiring



DVD-Format  
Video Instructions

ALL SETS ARE READY TO RUN AND PROTECTED BY BACHMANN'S EXCLUSIVE LIFETIME LIMITED WARRANTY.

*Note: Sound system and passenger car lights (if applicable) require one 9V battery each for operation. Batteries are not included.*



8'2" x 4'3"  
Oval of Track

Speed Controller  
with Plug-In Wiring

DVD-Format  
Video Instructions



## Mountaineer

Item No. 90048 • Suggested price: \$500.00

Beginning construction in the mountains of post-Civil War Tennessee, the East Tennessee and Western North Carolina Railroad Company was known locally as the “Eat Taters and Wear No Clothes” railroad. Narrow gauge operations began in 1881, and after nearly 60 years of operation, developing interstate highway systems and the torrential rains of 1940 worked to bring about the railroad’s demise. Following a series of purchases and acquisitions (singing of cowboy Gene Autry once owned an ET&WNC

locomotive), the railroad was resurrected in 1956, going on to become one of North Carolina’s favorite travel attractions. Our *Mountaineer* passenger set comes complete with a 4-6-0 steam locomotive (with operating headlight, smoke, and speed-synchronized sound), coal tender, coach with lighted interior, and observation car with lighted interior. The set also includes an 8'2" x 4'3" oval of track (20 pieces), power pack and speed controller, illustrated “Bach-Man” instruction manual, and DVD-format video instructions.



### Silverado

Item No. 90050 • Suggested price: \$500.00

In the years following the Civil War, the wild west offered hope to a recovering nation. The Comstock Lode promised much-needed wealth to help fund the reconstruction of the Union, but a railroad was needed to carry passengers and freight from remote silver mines to the boomtowns that sprang up around them. The Virginia & Truckee Railroad Company answered the call with trains like our *Silverado*. This ready-to-run electric train set comes complete with a 4-6-0 steam locomotive (with operating headlight, smoke, and speed-synchronized sound), tender with wood load, combine with operating door and lighted interior, observation car with lighted interior and drumhead, 8'2" x 4'3" oval of track (20 pieces), power pack and speed controller, illustrated instruction manual, and DVD-format video instructions.



THIS SET IS READY TO RUN AND PROTECTED BY BACHMANN'S EXCLUSIVE LIFETIME LIMITED WARRANTY.

*Note: Sound system and passenger car lights (if applicable) require one 9V battery each for operation. Batteries are not included.*

### STREETCARS

Performs best on 4' diameter curves or greater.



**OPEN STREETCAR - UNITED TRACTION #504**  
(yellow)

*With motorman and conductor figures, interior lighting, diode directional headlights, and flip-over seats.*

Item No. 93938 • Suggested price: \$185.00



**CHRISTMAS STREETCAR with SANTA**  
*With Santa Claus motorman and elf conductor figures, interior lighting, and diode directional headlights.*  
Item No. 93941 • Suggested price: \$220.00





**Speed Controller  
with Plug-In Wiring**



**DVD Format  
Video Instructions**

### HAND CAR

*This self-propelled car features skew-wound motors and all-gear drive. The car and trailer can be uncoupled if desired. Performs best on 4' diameter curves or greater.*



**HAND CAR with TRAILER - GRAY**  
*Complete with three crew figures and an assortment of separately molded "rack gang" tools.*  
Item No. 96201 • Suggested price: \$145.00

### *The "Annie" Is Now Even Better with Metal Gears and an Updated Lead Truck!*

## Anniversary Edition 4-6-0 Steam Locomotive

Performs best on 4' diameter curves or greater.

Suggested price: 425.00 each

Since introducing the *Big Haulers*® line in 1987, we have continued to offer advancements and new directions for Large Scale model railroading. With many improvements over the years and its operating headlight, smoke, and speed-synchronized sound, the 4-6-0 has helped bring the hobby of model railroading to people

around the world. Now in its 25th year of service and with more than 1 million sold, the 4-6-0 is the backbone of our Large Scale line, providing motive power to Bachmann *Big Haulers*® sets. Nicknamed the "Annie" by posters on the "Ask the Bach-Man" message board at [www.bachmanntrains.com](http://www.bachmanntrains.com), this improved anniversary edition of the 4-6-0 Steam Locomotive boasts new metal gears and an updated lead truck. Combining these new features with metal siderods, separate piping, and all metal handrails, this 4-6-0 is a locomotive that Mr. Baldwin & Company would be proud to call their own.



EAST BROAD TOP #10  
Item No. 91601



DENVER & RIO GRANDE WESTERN™ #178  
(Bumble Bee)  
Item No. 91602



RIO GRANDE SOUTHERN™ #25  
Item No. 91603



Celebrating  
**25**  
Years of Big Haulers®

Anniversary Edition 4-6-0 Steam Locomotive


(continued)




SOUTH PACIFIC COAST #22  
Item No. 91604



DENVER & RIO GRANDE™ #10  
Item No. 91605



ET & WNC #11  
Item No. 91606



PAINTED, UNLETTERED - BLACK  
Item No. 91607



### 1:20.3 Baldwin Industrial 2-6-0 Mogul Steam Locomotive with Tender

Performs best on 4' diameter curves or greater.

Suggested price: \$335.00 each

Modeled after a standard Baldwin steamer, these locomotives were used for a variety of applications throughout the first half of the 20th century. Ideal for indoor and outdoor railroads, the 2-6-0 Mogul returns to the *Big Haulers*® lineup loaded with many finely detailed prototypical features.

**Features include:**

- updated lead truck
- polarity switch for operation according to NMRA standards or large scale model railroad practices
- smoke and speed-synchronized sound
- operating front and rear LED lights
- die-cast locomotive chassis, side rods, and valve guides
- metal handrail, grab iron details, and smoke box supports
- metal wheels
- detailed builder's plate
- all-wheel tender pickup
- precision can motor
- separate piping detail
- detailed cab interior with working firebox door



MIDWEST QUARRY & MINING CO. #3  
Item No. 91552



COLORADO MINING CO. #2  
Item No. 91554



YELLOW PINE LUMBER CO. #19  
Item No. 91556



PAINTED, UNLETTERED - BLACK with  
WHITE PINSTRIPES  
Item No. 91599



## 1:20.3 2-4-2 Steam Locomotive

Performs best on 4' diameter curves or greater.

Suggested price: \$375.00 each


Baldwin built the 2-4-2 for domestic use as well as export around the world. The "Lyn" model, named after the Lyn River in Britain, was the only American-manufactured locomotive used by the Southern Railway in England. Our updated DCC-ready model has a socket and factory-installed speaker to let you add the plug-in 8-pin DCC decoder and sound module of your choice.

**Features include:**

- ready for decoder installation of your choice
- sound ready with factory-installed speaker
- operating headlight or headlamp per prototype
- metal gearbox
- metal bearings
- all-metal wheels



LYN - SOUTHERN  
Item No. 91196



PAINTED, UNLETTERED - BLACK  
Item No. 91197



PAINTED, UNLETTERED - BLACK with RED  
WINDOWS and WHITE PINSTRIPES  
Item No. 91198



PAINTED, UNLETTERED - GREEN & BLACK with  
WHITE PINSTRIPES  
Item No. 91199



### JACKSON SHARP PASSENGER CARS with TRACK-POWERED LIGHTING

*Ride in style! These classic passenger cars feature track-powered interior lighting and metal handrails.*



**COACH**  
*East Tennessee & Western North Carolina*  
Item No. 89291 • Suggested price: \$125.00



**OBSERVATION**  
*White Pass & Yukon*  
Item No. 89394 • Suggested price: \$135.00

**NEW**

**COACH**  
**PAINTED, UNLETTERED - OLIVE with GOLD LINING**  
*(not shown)*  
Item No. 89399 • Suggested price: \$125.00

### TANK CAR

Suggested price: \$99.00 each



**TEXACO**  
Item No. 93432



**TIDEWATER**  
Item No. 93433

**NEW**

**DURANGO & SILVERTON -  
FIRE PREVENTION #0474**  
*(not shown)*  
Item No. 93471



**GRAMPS**  
Item No. 93445



**PAINTED, UNLETTERED - BLACK**  
Item No. 93470



## 1:20.3 LARGE SCALE LOG SKIDDERS



**NON-OPERATING LOG SKIDDER**  
Item No. 92699 • Suggested price: \$69.00



**NON-OPERATING LOG SKIDDER and CRATE on 20' LOG CAR**  
Item No. 95699 • Suggested price: \$130.00

## LOG CARS

Suggested price: \$89.00 each



**FLAT CAR with LOGS**  
*(painted, unlettered)*  
Item No. 98470



**SKELETON LOG CAR with LOGS**  
*(painted, unlettered)*  
Item No. 98490

## GONDOLA

Suggested price: \$89.00 each



**DENVER & RIO GRANDE WESTERN™**  
Item No. 93718



**VICTOR GOLD MINING**  
Item No. 93747




**PAINTED, UNLETTERED - BLACK**  
Item No. 93770

### HOPPER

Suggested price: \$89.00 each



**SOUTHERN**  
Item No. 98204



**PEABODY**  
Item No. 98229



**EAST BROAD TOP**  
*with Vulcan trucks*  
Item No. 98230



**PAINTED, UNLETTERED - RED**  
Item No. 98270

### STOCK CAR

Suggested price: \$91.00 each



**UNION PACIFIC®**  
Item No. 98101



**DENVER & RIO GRANDE WESTERN™**  
Item No. 98118



**EAST TENNESSEE  
& WESTERN NORTH CAROLINA**  
Item No. 98120



All Bachmann  
Large Scale rolling stock  
is equipped with  
metal wheels

## REEFER

Suggested price: \$89.00 each



**SANTA FE**  
Item No. 93202



**BERKSHIRE HAM & BACON**  
Item No. 93268

## BOX CAR

Suggested price: \$89.00 each



**DENVER & RIO GRANDE WESTERN™**  
Item No. 93318



**EAST TENNESSEE & WESTERN NORTH CAROLINA**  
Item No. 93320



**COLORADO & SOUTHERN**  
Item No. 93324



**EAST BROAD TOP**  
Item No. 93330



## 1:20.3 SCALE ORE CARS

Suggested price: \$64.00 each

These side-dump cars feature metal underframes and are packed one to a box.



**SIDE-DUMP CAR - BROWN**  
Item No. 92502



**SIDE-DUMP CAR - BLACK**  
Item No. 92503



**V-DUMP CAR**  
Item No. 92504

## EIGHT-WHEEL CABOOSE with CENTER CUPOLA & INTERIOR

Suggested price: \$129.00 each



**GREAT NORTHERN**  
Item No. 93811



**EAST BROAD TOP**  
Item No. 93827

## BOBBER CABOOSE

Suggested price: \$73.00 each



All Bachmann  
Large Scale rolling stock  
is equipped with  
metal wheels



**DENVER & RIO GRANDE**  
Item No. 93106



**ET & WNC**  
Item No. 93120



**EAST BROAD TOP**  
Item No. 93130




**DENVER & RIO GRANDE WESTERN™**  
Item No. 93148

# TRACK

# Large SCALE


## BRASS TRACK (for indoor and outdoor use)

Plastic ties made with ultraviolet stabilizer to preserve them in heat and sunlight.




**1' STRAIGHT**  
(12 per box)

Item No. 94651 • Suggested price: \$155.00




**3' STRAIGHT**  
(12 per box)

Item No. 94652 • Suggested price: \$395.00




**4' DIAMETER CURVE**  
(12 per box)

Item No. 94653 • Suggested price: \$155.00



**5' DIAMETER CURVE**  
(12 per box)

Item No. 94654 • Suggested price: \$205.00



**8' DIAMETER CURVE**  
(16 per box)

Item No. 94655 • Suggested price: \$315.00



**STAINLESS STEEL HEX SCREWS**  
(25 per bag)  
Item No. 94656  
Suggested price: \$8.50



**BRASS RAIL JOINERS**  
(24 per bag)  
Item No. 94657  
Suggested price: \$17.00



**5' STRAIGHT**  
(12 per box; not shown)  
Item No. 94660  
price to be announced


## STEEL ALLOY TRACK (for indoor use only)



**MANUAL TURNOUT - LEFT**  
Item No. 94351  
Suggested price: \$50.00



**MANUAL TURNOUT - RIGHT**  
Item No. 94352  
Suggested price: \$50.00



**90 DEGREE CROSSING**  
Item No. 94358 • Suggested price: \$60.00

To build a "figure 8" using the 90 degree crossing shown above, the following track sections are required:  
4 straight sections - Item No. 94511,  
and 18 curved sections - Item No. 94501.



### TRACK BY THE BOX

Item No. 94501 **CURVED** (4 pieces per box) \$40.00  
Item No. 94511 **STRAIGHT** (4 pieces per box) \$40.00

### Suggested price:

### TRACK BY THE CARTON

Item No. 94601 **CURVED** (50 pieces per carton) \$330.00  
Item No. 94611 **STRAIGHT** (50 pieces per carton) \$330.00

### Suggested price:

## METAL WHEEL SETS

(4 per card)

Suggested price: \$26.00 each



**LARGE**  
31.0 mm  
Item No. 92421



**SMALL**  
24.5 mm  
Item No. 92422

## LARGE SCALE E-Z RIDERS™



with **BALL-BEARING ROLLERS**  
(full electrical pick-up; 4 per pack)  
Item No. 92423  
Suggested price: \$75.00



without **ball-bearing rollers**  
(full electrical pick-up; 4 per pack)  
Item No. 92424  
Suggested price: \$39.00



**A-FRAME BRIDGE**  
Item No. 96229 • Suggested price: \$47.00


## TEN-PIECE TRESTLE SET

Item No. 96221 • Suggested price: \$32.00



## OPERATING CROSSING GATE

Item No. 96214 • Suggested price: \$59.00



**KNUCKLE COUPLERS**  
**ONE PAIR** • Item No. 92419 • Suggested price: \$8.25  
**SIX PAIRS** • Item No. 92420 • Suggested price: \$28.00



**BUMPERS**  
(2 per box)  
Item No. 94690 • Suggested price: \$24.00



## FIGURES

Suggested price: \$9.50 each



CONDUCTOR  
SEATED FIGURE  
STATION AGENT with HAT & COAT  
FOREMAN  
BRAKEMAN with LANTERN  
FIREMAN with SHOVEL

Item No. 92311  
Item No. 92312  
Item No. 92313  
Item No. 92314  
Item No. 92315  
Item No. 92316



SEATED ENGINEER  
MOTORMAN with BLUE UNIFORM  
CONDUCTOR with BLUE UNIFORM  
POSEABLE MAN with BOWLER HAT

Item No. 92331  
Item No. 92332  
Item No. 92333  
Item No. 92341



### TELEPHONE POLES

(12 per pack)

Item No. 92200 • Suggested price: \$17.00



### CHRISTMAS CROSS-BUCKS

(2 per card)

Item No. 92202 • Suggested price: \$12.00



### TRACK TOOLS

Item No. 92411 • Suggested price: \$9.50



### ACCESSORIES

Suggested price: \$9.50 each

TWO CHICKEN CRATES  
SIX MILK CANS (two styles)  
TWO SMALL SHIPPING CRATES  
FOUR BARRELS  
ONE TRUNK  
ONE HAND TRUCK

Item No. 92412  
Item No. 92413  
Item No. 92415  
Item No. 92416  
Item No. 92417  
Item No. 92418

FALSE-FRONT RESIN BUILDINGS

SceneScapes™ HO scale False-Front Resin Buildings have realistic details and colors to let you add space-saving buildings to your railroad.



**UNITED TRUST BANK**  
(6 7/8" W x 1 1/8" D x 4 1/2" H)  
Item No. 35001 • Suggested price: \$63.00



**WINDSOR HOTEL**  
(6 3/4" W x 1 1/2" D x 5 7/8" H)  
Item No. 35002 • Suggested price: \$73.00



**FOUR-STORY PARKING GARAGE**  
(12" W x 3 7/8" D x 6 1/2" H)  
Item No. 35003 • Suggested price: \$120.00  
(Includes photo background of garage interior)



**REGAL CINEMA**  
(6 1/8" W x 2" D x 7 1/8" H)  
Item No. 35004 • Suggested price: \$88.00



**HOBBY STORE**  
(7 7/8" W x 1 1/8" D x 3 7/8" H)  
Item No. 35005 • Suggested price: \$67.00  
(Includes photo background of shop interior)



**INDUSTRIAL SUPPLY WAREHOUSE**  
(10 3/4" W x 2 1/4" D x 5 1/8" H)  
Item No. 35006 • Suggested price: \$73.00  
(Bay 2 and 4 metal roller doors supplied as separate parts)



**MERCHANTS HALL**  
(10" W x 3/4" D x 4 3/4" H)  
Item No. 35007 • Suggested price: \$49.00



Note: Accessories shown are not included with buildings.

## HO SCALE BUILDINGS

Add a realistic dimension to your layout with these mixed metal and/or resin industrial and residential buildings.



**NEW**

**MIXING HOPPER**  
( $4\frac{1}{4}$ " W x  $2\frac{1}{2}$ " D x 8" H)  
Item No. 35101  
Suggested price: \$52.00



**NEW**

**WELDED STORAGE TANK**  
( $1\frac{1}{2}$ " W x  $1\frac{1}{8}$ " D x  $2\frac{1}{4}$ " H)  
Item No. 35102  
Suggested price: \$15.00



**NEW**

**MATERIAL CONVEYOR**  
( $12$ " W x  $8$ " D x  $5\frac{1}{2}$ " H)  
Item No. 35103  
Suggested price: \$63.00



**NEW**

**INDUSTRIAL SILO**  
( $2$ " W x  $1\frac{1}{2}$ " D x 8" H)  
Item No. 35104  
Suggested price: \$52.00



**NEW**

**RESIDENTIAL BUILDING SITE**  
( $5\frac{3}{4}$ " W x  $4\frac{1}{2}$ " D x  $3\frac{3}{4}$ " H)  
Item No. 35105  
Suggested price: \$89.00



**NEW**

**SECTION HOUSE**  
( $2$ " W x  $1\frac{1}{2}$ " D x  $1\frac{3}{8}$ " H)  
Item No. 35106  
Suggested price: \$12.00



**NEW**

**SITE OFFICE**  
( $5\frac{1}{2}$ " W x  $2\frac{1}{2}$ " D x  $1\frac{3}{8}$ " H)  
Item No. 35107 • Suggested price: \$45.00



**NEW**

**PORTABLE OFFICE**  
( $4\frac{3}{4}$ " W x  $1\frac{1}{4}$ " D x  $1\frac{5}{8}$ " H)  
Item No. 35108 • Suggested price: \$38.00





## MINIATURE FIGURES

### HO FIGURE SETS

Suggested price: \$10.25 each



**WAITING PASSENGERS**  
Item No. 42330



**SITTING FIGURES**  
Item No. 42331



**STANDING FIGURES**  
Item No. 42332



**TRAIN CREW**  
Item No. 42333



**WORK CREW**  
Item No. 42334



**OLD WEST FIGURES**  
Item No. 42335



**PEOPLE AT LEISURE**  
Item No. 42339



**TRAIN WORK CREW**  
Item No. 42341



**SITTING PASSENGERS**  
Item No. 42342

## HO and O MINIATURE FIGURES



**CITY PEOPLE with MOTORCYCLE**

HO Scale • Item No. 33101 • Suggested price: \$11.00

O Scale • Item No. 33151 • Suggested price: \$15.50



**COWS - BROWN & WHITE**

HO Scale • Item No. 33102 • Suggested price: \$11.00

O Scale • Item No. 33152 • Suggested price: \$15.50



**COWS - BLACK & WHITE**

HO Scale • Item No. 33103 • Suggested price: \$11.00

O Scale • Item No. 33153 • Suggested price: \$15.50



**POLICE SQUAD**

HO Scale • Item No. 33104 • Suggested price: \$11.00

O Scale • Item No. 33154 • Suggested price: \$15.50



**CONSTRUCTION WORKERS**

HO Scale • Item No. 33105 • Suggested price: \$11.00

O Scale • Item No. 33155 • Suggested price: \$15.50



**MAINTENANCE WORKERS**

HO Scale • Item No. 33106 • Suggested price: \$11.00

O Scale • Item No. 33156 • Suggested price: \$15.50



**CATS with GARBAGE CAN**

HO Scale • Item No. 33107 • Suggested price: \$11.00

O Scale • Item No. 33157 • Suggested price: \$15.50



**DOGS with FIRE HYDRANT**

HO Scale • Item No. 33108 • Suggested price: \$11.00

O Scale • Item No. 33158 • Suggested price: \$15.50

HO and O MINIATURE FIGURES (continued)



**STROLLING PEOPLE**

HO Scale • Item No. 33109  
Suggested price: \$11.00

O Scale • Item No. 33159  
Suggested price: \$15.50



**STANDING PLATFORM PASSENGERS**

HO Scale • Item No. 33110  
Suggested price: \$11.00

O Scale • Item No. 33160  
Suggested price: \$15.50



**SEATED PLATFORM PASSENGERS**

HO Scale • Item No. 33111  
Suggested price: \$11.00

O Scale • Item No. 33161  
Suggested price: \$15.50



**BUSINESSMEN**

HO Scale • Item No. 33112  
Suggested price: \$11.00

O Scale • Item No. 33162  
Suggested price: \$15.50



**MECHANICS**

HO Scale • Item No. 33113  
Suggested price: \$11.00

O Scale • Item No. 33163  
Suggested price: \$15.50




**BUILDING SITE ACCESSORIES**

HO Scale • Item No. 33114  
Suggested price: \$11.00

O Scale • Item No. 33164  
Suggested price: \$15.50

SCENESCAPES™ GRASS MATS

SceneScapes™ Grass Mats roll out to create an instant base for landscaping and scenery. Reusable and non-shedding with heavy-duty paper backing, these mats are for use with train layouts, model scenes, dioramas, and craft projects.



**GRASS MAT - 100" x 50"**  
(covers 4' x 8' sheet of plywood)  
Item No. 32901  
Suggested price: \$26.00



**GRASS MAT - 50" x 34"**  
(covers 4' x 2.5' sheet of plywood)  
Item No. 32902  
Suggested price: \$12.00



## SCENESCAPES™ TREES

Bring your urban or countryside railroad to life with realistic *SceneScapes™* trees by Bachmann. Create your own grove or blanket a hillside in dense forest with deciduous and coniferous trees offered in a variety of sizes. Though suitable for all scales, the most common size/scale association is denoted in parentheses after each description (N, HO, or O). Please note the number of trees per box may vary from the photos as shown. The number of trees contained in each box is also indicated in parentheses.

- for use with all train layouts
- realistic colors
- size assortment for added realism



**3"- 4" PINE TREES (N)**  
(9 per box)  
Item No. 32101  
Suggested price: \$15.50

**5"- 6" PINE TREES (HO)**  
(6 per box)  
Item No. 32001  
Suggested price: \$14.50

**8"- 10" PINE TREES (O)**  
(3 per box)  
Item No. 32201  
Suggested price: \$20.00



**3"- 4" PINE TREES with SNOW (N)**  
(9 per box)  
Item No. 32102  
Suggested price: \$15.50

**5"- 6" PINE TREES with SNOW (HO)**  
(6 per box)  
Item No. 32002  
Suggested price: \$14.50

**8"- 10" PINE TREES with SNOW (O)**  
(3 per box)  
Item No. 32202  
Suggested price: \$20.00



**3"- 4" CONIFER TREES (N)**  
(9 per box)  
Item No. 32103  
Suggested price: \$15.50

**5"- 6" CONIFER TREES (HO)**  
(6 per box)  
Item No. 32003  
Suggested price: \$14.50

**8"- 10" CONIFER TREES (O)**  
(3 per box)  
Item No. 32203  
Suggested price: \$20.00



**3"- 4" SPRUCE TREES (N)**  
(9 per box)  
Item No. 32104  
Suggested price: \$15.50

**5"- 6" SPRUCE TREES (HO)**  
(6 per box)  
Item No. 32004  
Suggested price: \$14.50

**8"- 10" SPRUCE TREES (O)**  
(3 per box)  
Item No. 32204  
Suggested price: \$20.00



**3"- 4" CEDAR TREES (N)**  
(9 per box)  
Item No. 32105  
Suggested price: \$15.50

**5"- 6" CEDAR TREES (HO)**  
(6 per box)  
Item No. 32005  
Suggested price: \$14.50

**8"- 10" CEDAR TREES (O)**  
(3 per box)  
Item No. 32205  
Suggested price: \$20.00



**2"- 3" DECIDUOUS TREES (N)**  
(4 per box)  
Item No. 32106  
Suggested price: \$15.50

**3"- 4" DECIDUOUS TREES (HO)**  
(3 per box)  
Item No. 32006  
Suggested price: \$15.50

**5.5"- 6.5" DECIDUOUS TREES (O)**  
(2 per box)  
Item No. 32206  
Suggested price: \$20.00



**2"- 2.25" WALNUT TREES (N)**  
(4 per box)  
Item No. 32107  
Suggested price: \$15.50

**2.5"- 2.75" ELM TREES (N)**  
(4 per box)  
Item No. 32108  
Suggested price: \$15.50

**2.5"- 2.75" SYCAMORE TREES (N)**  
(4 per box)  
Item No. 32109  
Suggested price: \$15.50

**2.5"- 2.75" ASPEN TREES (N)**  
(4 per box)  
Item No. 32110  
Suggested price: \$15.50

**2.5"- 3.5" WALNUT TREES (HO)**  
(3 per box)  
Item No. 32007  
Suggested price: \$15.50

**3"- 4" ELM TREES (HO)**  
(3 per box)  
Item No. 32008  
Suggested price: \$15.50

**3"- 4" SYCAMORE TREES (HO)**  
(3 per box)  
Item No. 32009  
Suggested price: \$15.50

**3"- 4" ASPEN TREES (HO)**  
(3 per box)  
Item No. 32010  
Suggested price: \$15.50

**5" WALNUT TREES (O)**  
(2 per box)  
Item No. 32207  
Suggested price: \$23.00

**5.5" ELM TREES (O)**  
(2 per box)  
Item No. 32208  
Suggested price: \$23.00

**8" SYCAMORE TREES (O)**  
(2 per box)  
Item No. 32209  
Suggested price: \$23.00

**8" ASPEN TREES (O)**  
(2 per box)  
Item No. 32210  
Suggested price: \$23.00



**2.5"- 2.75" MAPLE TREES (N)**  
(4 per box)  
Item No. 32111  
Suggested price: \$15.50

**3"- 4" BLUE SPRUCE TREES (N)**  
(9 per box)  
Item No. 32112  
Suggested price: \$15.50

**2.25"- 2.5" OAK TREES (N)**  
(4 per box)  
Item No. 32113  
Suggested price: \$15.50

**2.25"- 2.5" WILLOW TREES (N)**  
(4 per box)  
Item No. 32114  
Suggested price: \$15.50

**3"- 4" MAPLE TREES (HO)**  
(3 per box)  
Item No. 32011  
Suggested price: \$15.50

**5"- 6" BLUE SPRUCE TREES (HO)**  
(6 per box)  
Item No. 32012  
Suggested price: \$14.50

**3"- 3.5" OAK TREES (HO)**  
(3 per box)  
Item No. 32013  
Suggested price: \$15.50

**3"- 3.5" WILLOW TREES (HO)**  
(3 per box)  
Item No. 32014  
Suggested price: \$15.50

**8" MAPLE TREES (O)**  
(2 per box)  
Item No. 32211  
Suggested price: \$23.00

**8"- 10" BLUE SPRUCE TREES (O)**  
(3 per box)  
Item No. 32212  
Suggested price: \$20.00

**4.5"- 5" OAK TREES (O)**  
(2 per box)  
Item No. 32213  
Suggested price: \$23.00

**5"- 5.5" WILLOW TREES (O)**  
(2 per box)  
Item No. 32214  
Suggested price: \$23.00



**BULK TREES**

- Item No. 32153
- Item No. 32154
- Item No. 32155
- Item No. 32156
- Item No. 32157
- Item No. 32158
- Item No. 32159
- Item No. 32160

- 2"- 4" PINE TREES with SNOW (N) (36 per bag)
- 4"- 6" PINE TREES with SNOW (HO) (24 per bag)
- 2"- 4" CONIFER TREES (N) (36 per bag)
- 4"- 6" CONIFER TREES (HO) (24 per bag)
- 2"- 4" SPRUCE TREES (N) (36 per bag)
- 4"- 6" SPRUCE TREES (HO) (24 per bag)
- 2"- 4" CEDAR TREES (N) (36 per bag)
- 4"- 6" CEDAR TREES (HO) (24 per bag)

Suggested price:

- \$40.00
- \$40.00
- \$40.00
- \$40.00
- \$40.00
- \$40.00
- \$40.00
- \$40.00



## SCENESCAPES™ WIRE FOLIAGE BRANCHES

(60 branches, 1" - 3" inches in length)

Suggested price: \$11.50 each



**MEDIUM GREEN**  
Item No. 32644



**LIGHT GREEN**  
Item No. 32645



**DARK GREEN**  
Item No. 32646



## SCENESCAPES™ FOLIAGE FIBER

(approximately one square foot)

Suggested price: \$4.95 each



**LIGHT GREEN**  
Item No. 32631



**MEDIUM GREEN**  
Item No. 32632



**DARK GREEN**  
Item No. 32633



## SCENESCAPES™ FOLIAGE

(approximately 30 cubic inches)

Suggested price: \$4.95 each



**LIGHT GREEN - MEDIUM**  
Item No. 32602



**MEDIUM GREEN - MEDIUM**  
Item No. 32605



**DARK GREEN - MEDIUM**  
Item No. 32608



**EARLY FALL - MEDIUM**  
Item No. 32611



**LATE FALL - MEDIUM**  
Item No. 32614




## SCENESCAPES™ TURF

(approximately 60 cubic inches)

Suggested price: \$8.95 each



**CONIFER GREEN - MEDIUM**  
Item No. 32852



**FOREST GREEN - MEDIUM**  
Item No. 32855



**GRASS GREEN - MEDIUM**  
Item No. 32858



**SPRING GREEN - MEDIUM**  
Item No. 32861



**LIGHT GREEN - MEDIUM**  
Item No. 32864





**SCENESCAPES™ GROUND COVER**

*(approximately 60 cubic inches)*

Suggested price: \$8.95 each



**SOIL - FINE**  
Item No. 32801



**EARTH - COARSE**  
Item No. 32803



**GOLDEN STRAW - FINE**  
Item No. 32804



**GOLDEN STRAW - COARSE**  
Item No. 32805



**YELLOW STRAW - FINE**  
Item No. 32806



**YELLOW STRAW - COARSE**  
Item No. 32807



**MOSS GREEN - FINE**  
Item No. 32810



**MOSS GREEN - COARSE**  
Item No. 32811



**DARK GREEN - FINE**  
Item No. 32812



**DARK GREEN - COARSE**  
Item No. 32813

**SCENESCAPES™ TURF BLEND**

*(approximately 60 cubic inches)*

Suggested price: \$8.95 each



**EARLY FALL - MEDIUM**  
Item No. 32836



**LATE FALL - MEDIUM**  
Item No. 32838



# GRAVEL

SCENESCAPES™

## SCENESCAPES™ GRAVEL

(approximately 350 grams)

Suggested price: \$4.95 each



**LIGHT TAN - FINE**  
Item No. 32701



**LIGHT TAN - MEDIUM**  
Item No. 32702



**LIGHT TAN - COARSE**  
Item No. 32703



**GRAY - FINE**  
Item No. 32716



**GRAY - MEDIUM**  
Item No. 32717




**GRAY - COARSE**  
Item No. 32718



**COAL BLACK - FINE**  
Item No. 32719



**COAL BLACK - MEDIUM**  
Item No. 32720



**COAL BLACK - COARSE**  
Item No. 32721



**GRAY BLEND - FINE**  
Item No. 32722



**GRAY BLEND - MEDIUM**  
Item No. 32723



**GRAY BLEND - COARSE**  
Item No. 32724



**DARK GRAY - FINE**  
Item No. 32725



**DARK GRAY - MEDIUM**  
Item No. 32726



**DARK GRAY - COARSE**  
Item No. 32727



**BEIGE MIX - FINE**  
Item No. 32728



**BEIGE MIX - MEDIUM**  
Item No. 32729



**BEIGE MIX - COARSE**  
Item No. 32730



**WHITE MIX - FINE**  
Item No. 32731



**WHITE MIX - MEDIUM**  
Item No. 32732



**WHITE MIX - COARSE**  
Item No. 32733



# *E-Z Command®* **Dynamis® Wireless Digital Command Control System**

*E-Z COMMAND® DYNAMIS® WIRELESS INFRARED DCC SYSTEM*

Item No. 36505 • Suggested price: \$360.00

*E-Z Command® Dynamis®* allows the operator total freedom by integrating two-way wireless technology into an advanced digital command control system. Using a unique toggle style joystick, both the speed and the selection of locomotives are controlled. A backlit LCD screen with graphical interface and easy-to-use menu buttons make operation and programming of up to 9,999 addresses and CVs simple and intuitive. The ten function buttons allow for one-touch operation of sound and lighting features. Turnout and accessory decoders can also be fully controlled by the *Dynamis®* system, giving you digital mastery of your railroad.

**Features include:**

- two-way wireless infrared operation
- constant digital information updates of handset commands to locomotive, and of locomotive performance back to handset
- joystick control for locomotive selection and speed
- programming on the main
- 9,999 locomotive addresses
- supports 14, 28 or 128 speed steps
- full CV programming
- easy-to-use backlit LCD screen
- control of up to 40 locomotives at any one time (up to 21 functions per locomotive)
- allows 40 consists of up to five locomotives each
- universally compatible track connection
- expandable modular design
- four AAA batteries included
- suitable for all layouts, from train sets to sophisticated railroads
- 2.3 amp power supply
- conforms to all applicable NMRA standards



*Dynamis® Wireless Infrared Handset  
with Backlit LCD Screen*



*Dynamis® Command Station, including  
Wireless Infrared Signal Receiver*





## *E-Z COMMAND® DYNAMIS® WIRELESS INFRARED DCC SYSTEM (continued)*

### *E-Z COMMAND® DYNAMIS® HANDSET*

Item No. 36507 • Suggested price: \$175.00


The use of additional handsets provides multiple-person operation of your railroad. Use the *E-Z Command® Dynamis®* handset with the *Dynamis® Pro Box* (Item No. 36508) to increase the number of operators on your layout. Four handsets can be used simultaneously with the *Dynamis® Pro* system.



### *E-Z COMMAND® DYNAMIS® PRO BOX*

Item No. 36508 • Suggested price: \$500.00

Adding the *E-Z Command® Pro Box* to your *Dynamis®* DCC system delivers more versatility to your railroad. The *Dynamis® Pro Box* allows the use of three additional wireless controllers (limit 4), additional wireless receivers and the use of programming tracks to read and write CV values. All of this will transform your *Dynamis®* system into a *Dynamis® "Pro"* system.



### *E-Z COMMAND® DYNAMIS® WIRELESS RECEIVER*

Item No. 36509 • Suggested price: \$53.00

Additional infrared receiver for use with Bachmann *E-Z Command® Dynamis® Pro Box*. Provides extended receiver coverage.



# E-Z Command® Digital Command Control System

## E-Z COMMAND® CONTROL CENTER

Item No. 44902 • Suggested price: \$168.00

Enjoy the fastest way to get going in DCC with our *E-Z Command®* Digital Command Control System. In partnership with Lenz Elektronik GmbH, Bachmann brings you a DCC system that is both easy to use and affordable for novice and experienced hobbyists alike. *E-Z Command®* allows modelers to digitally control speed, direction, lighting, and sound of multiple locomotives. *E-Z Command®* also streamlines the programming process with simple, main-track programming.

### Features include:

- digital control of multiple locomotives in all scales (*E-Z Command®* 5 Amp Power Booster, Item No. 44910, required for O scale and Large Scale operation)
- plug-and-play compatibility with all DC and DCC systems
- digitally control speed, direction, lighting, and sound



- simple, on-track programming
- 28 speed step control
- 1 amp AC wall pack power supply
- plug-in wiring
- DVD and printed instructions



## E-Z COMMAND® 1 AMP LOCOMOTIVE DECODERS



Introduce your locomotives to the digital age with our basic 1 amp decoders, offered in two wiring configurations.

- dual-mode decoder (automatic analog or DCC operation)
- compatible with NMRA-compliant DCC systems
- control speed, direction, and lighting functions (including headlight dimming)
- service mode decoder lock for changing the address on the layout
- ops mode programming
- two- or four-digit addresses
- 14, 27, 28, 128 speed steps
- basic and advanced consisting
- acceleration, deceleration, and start voltage adjustment
- instructions included



**16 x 25 x 5mm E-Z COMMAND® DCC DECODER with WIRE HARNESS**

Item No. 44913 (1 per card) • Suggested price: \$40.00  
Item No. 44914 (3 per card) • Suggested price: \$115.00



**16 x 25 x 5mm E-Z COMMAND® DCC DECODER with NMRA 8-PIN PLUG**

Item No. 44915 (1 per card) • Suggested price: \$45.00  
Item No. 44916 (3 per card) • Suggested price: \$126.00



**9.5 x 25 x 5mm  
E-Z COMMAND® DCC DECODER  
with WIRE HARNESS**

(1 per card)  
Item No. 44925 • Suggested price: \$46.00



**9.5 x 25 x 5mm  
E-Z COMMAND® DCC DECODER  
with NMRA 8-PIN PLUG**

(1 per card)  
Item No. 44926 • Suggested price: \$52.00

## E-Z COMMAND® DIGITAL COMMAND CONTROL SYSTEM (continued)

### E-Z COMMAND® WALK-AROUND COMPANION (with Connector Wires)

Item No. 44907 • Suggested price: \$142.00

Control multiple trains from convenient locations around your layout or coordinate independent railroad operations between a primary and secondary user.

- plug-and-play connection to *E-Z Command*® Control Center
- duplicates all locomotive addresses set on *E-Z Command*® Control Center
- simultaneous throttle control of several locomotives



### E-Z COMMAND® WALK-AROUND COMPANION CONNECTOR PANEL (with Connector Wire)

Item No. 44908 • Suggested price: \$55.00

Used in conjunction with the *E-Z Command*® Walk-Around Companion, multiple connector panels let you establish a series of control points virtually anywhere on the perimeter of your layout.

- plug-in ports
- oversee railroad operations from convenient locations around your layout



### E-Z COMMAND® 5 AMP POWER BOOSTER

Item No. 44910 • Suggested price: \$395.00

The *E-Z Command*® 5 Amp Power Booster provides extra current to the track for an increased number of DCC locomotives on your HO, N, O, or Large Scale layout. Compatible with any NMRA-compliant DCC system.



### E-Z COMMAND® AUTOMATIC REVERSE LOOP MODULE

Item No. 44912 • Suggested price: \$89.00

This *E-Z Command*® accessory eliminates the complicated wiring previously needed to operate analog reverse-loop track layouts.

- module senses train as it moves along the loop, automatically switching polarity to allow reverse loop travel







# E-Z LUBE® AND POWER PACKS

## INDIVIDUALLY PACKAGED LUBRICANTS

Suggested price: \$16.00 each



**CONDUCTIVE CONTACT LUBE**  
(1 fl oz.)  
Item No. 99981



**GREASE**  
(0.5 oz.)  
Item No. 99982



**HEAVY GEAR OIL**  
(1 fl oz.)  
Item No. 99983



**LIGHT GEAR OIL**  
(1 fl oz.)  
Item No. 99984

## Lubricants for Model Railroading Professionals

For the best care and maintenance of motive power, rolling stock, and track, Bachmann has a full line of premium-grade lubricants. Four *E-Z Lube*® products are offered:

- light gear oil
- heavy gear oil
- heavy duty grease
- conductive contact lubricant

Each of the lubricants has a specific purpose. The light gear oil is for use on all gears, bushings, shafts, and bolsters. It is non-shedding and will not “sling off.” The heavy gear oil lubricates for extended periods of time and is formulated for use on motor bushings, bearings, valve gear, side rods, and draft gear boxes. For applications requiring heavier viscosity material, such as Large Scale trains, it’s best to use the heavy duty grease. And for superior electric motor maintenance and track cleaning, your choice is the conductive contact lubricant.

With proper maintenance, you can extend the life and enjoyment of your railroad equipment for many, many years. We urge you to establish a sensible maintenance schedule and to use our *E-Z Lube*® products for professional care.



**SMOKE FLUID**  
(4.5 fl oz.)  
Item No. 00251  
Suggested price: \$12.95

## POWER PACKS



**POWER PACK and SPEED CONTROLLER**  
(appropriate for N, HO, and On30 scale trains; DCC compatible)  
Item No. 44212 • Suggested price: \$69.00



**LARGE SCALE POWER PACK and SPEED CONTROLLER**  
(appropriate for Large Scale trains; not DCC compatible)  
Item No. 44213 • Suggested price: \$83.00

HO Scale • N Scale • On30 Scale • Large Scale

*Spectrum*<sup>®</sup>



CELEBRATING 180 YEARS OF QUALITY  
**180**  
1833-2013

*Ken Patterson*

Set design and photography by Ken Patterson.

Now that's the way to run a railroad!





# Break the Silence on Your Railroad

Bachmann Trains offers an extensive line of DCC Sound-equipped *Spectrum*<sup>®</sup> locomotives. Working closely with SoundTraxx<sup>®</sup>, we're pleased to offer HO, On30, and Large Scale engines equipped with Tsunami<sup>®</sup> sound technology. Using sounds taken from real locomotives, modelers can add a new level of realism to their railroads with a broad palette of prototypical sound effects and DCC functions. Plus, the dual-mode decoders work on both DC and DCC layouts automatically. So break the silence on your railroad. See the product guide on the following page for the key to our SOUND ON BOARD<sup>®</sup> locomotives.



## Tsunami

### Decoder features include:

- authentic sound effects uniquely appropriate to each model including whistles, bells, chuffs, and air pumps
- additional sounds include dynamo, injectors, coupler clank, water stop, and more
- three whistles to choose from in each model
- whistle can be played in real time to create authentic whistle signals
- high-quality 16-bit digital sound
- advanced motor control features including Load Compensation and Silent Drive to provide smooth, quiet operation
- supports all recognized programming methods



# Spectrum

Since the introduction of our first *Spectrum*® locomotive in 1988, Bachmann has expanded the *Spectrum*® line to include motive power and rolling stock from many eras in N, HO, On30, and Large Scale. As always, the *Spectrum*® philosophy is to produce the highest-quality products at an affordable price. As we expand and vary the *Spectrum*® line, our models continue to change in order to feature the latest model railroading technology. Bachmann currently produces locomotives that are DCC ready, DCC equipped, and DCC sound equipped.

Our DCC ON BOARD® motive power features dual-mode NMRA-compliant decoders for control of speed, direction and lighting. DCC SOUND ON BOARD® motive power incorporates Soundtraxx® Tsunami® technology with a 16-bit processor that contains a unique suite of sounds including whistles, bells, chuffs, and much more. In 2013, we are introducing a new Sound-Ready DCC equipped locomotive, the On30 2-4-4-2, with plug-and-play sound capability. It joins our two other Sound-Ready locomotives, the HO *EM-1 2-8-8-4* and On30 *Stearns-Heisler*. You can add full 16-bit Tsunami® SoundTraxx® sound to these models with the purchase of the companion 2-4-4-2, *EM-1*, or *Stearns-Heisler Sound Module*.

To help you distinguish among the various types of *Spectrum*® products, we have included color-coded sidebars in this section of the catalog. Below is a list of the product categories and their corresponding color codes.

HO SCALE DCC ON BOARD® – Red

*Spectrum* DCC ON BOARD® *Spectrum*

HO SCALE DCC SOUND ON BOARD® – Blue

*Spectrum* (( (( SOUND ON BOARD® )) )) *Spectrum*

N SCALE DCC ON BOARD® - Black

*Spectrum* DCC ON BOARD® *Spectrum*

On30 SCALE DCC ON BOARD® - Green

*Spectrum* DCC ON BOARD® *Spectrum*

On30 SCALE DCC SOUND ON BOARD® – Brown

*Spectrum* (( (( SOUND ON BOARD® )) )) *Spectrum*

LARGE SCALE DCC SOUND ON BOARD® - Red

*Spectrum* (( (( SOUND ON BOARD® )) )) *Spectrum*

## Dynamis® Sound Commander



Item No. 01401 • Suggested price: \$599.00

Experience the ultimate in digital sound and control with the *Dynamis® Sound Commander* set. Everything you need to get started in the world of digital command control is included. Locomotives, turnouts, and accessories can be controlled with the *E-Z Command® Dynamis®* system that allows the operator total freedom by integrating two-way wireless technology into an advanced digital command control system. Our exclusive *Dynamis®* DCC system lets you control the speed, direction, lighting, and sound functions of the decoder-equipped 2-8-0 steam locomotive featuring authentic sound effects uniquely appropriate to this model. Operator-controlled functions include whistle, bell, chuff, air pump, and more in high-quality 16-bit digital sound. A 56" x 38" oval of nickel silver *E-Z Track®* with a decoder-equipped turnout and siding will quickly have you performing switching operations like a pro. For DCC operation and *Spectrum®* quality, the *Dynamis® Sound Commander* set is sure to please the beginner and serious enthusiast alike.



### Features include:

- Baldwin 2-8-0 locomotive with operating headlight and tender
- DCC-equipped for sound, speed, direction, and lighting
- three-dome tank car
- gondola
- box car
- quad hopper
- bobber caboose
- *E-Z Command® Dynamis®* wireless digital command control system
- 56" x 38" oval of nickel silver *E-Z Track®* with decoder-equipped turnout and siding.



Track set includes 12 pieces curved track, 4 pieces straight track, 1 terminal railer, 1 decoder equipped nickel silver *E-Z Track®*

turnout-left, under-track magnet with brakeman figure, and 1 Hayes bumper • DVD-format and illustrated instruction manuals

## Acela Express® Set

Item No. 01204 • Suggested price: \$495.00



The high-speed passenger train that revolutionized rail travel comes to layouts everywhere courtesy of Bachmann Industries. As an official Amtrak licensee of the *Acela Express®* train, we're proud to present this DCC-equipped model in our award-winning *Spectrum®* line. Our *Acela Express®* features the latest in technology and tool making, and its powerful locomotive can reach scale speeds of 150 mph or more. The *Acela Express®* set comes complete with dual locomotives (one powered, one non-powered), a first class passenger car, business class passenger car, and Café Acela® car. Also included are a 22" radius, 81" x 45" nickel silver *E-Z Track®* oval, power pack and speed controller, and DVD-format video with assembly instructions.



### Locomotive features:

- DCC-equipped for speed, direction, and lighting
- interior selector switch for choice between rail and pantograph operation
- die-cast gear towers and chassis
- precision motor
- working directional headlights, ditch lights, and markers
- operating doors







*Dynamis® Wireless Infrared Handset with Backlit LCD Screen*

**Decoder features include:**

- authentic sound effects uniquely appropriate to each model
- three whistles to choose from in each model
- real-time whistle for creating authentic signals
- high-quality 16-bit digital sound
- advanced motor control features, including load compensation and silent drive to provide smooth, quiet operation
- supports all recognized programming methods



**Passenger Car features:**

- tilting chassis to travel smoothly around curves at high speeds
- flush windows
- lighted interiors
- blackened RP25 wheels
- photo-etched, blackened brass inserts on air ducts
- finescale interior detail, including passenger seats and tables



SOUND ON BOARD

DCC ON BOARD



## Acela® HHP-8

Performs best on 18" radius curves or greater.

Suggested price: \$250.00 each

Beginning regional service in 2002, high horsepower (HHP-8) locomotives were built to extend the range of Amtrak's fleet of high-speed passenger trains. Our HO scale model of this double-ended powerhouse is equipped with the same proven drive train found in our Acela® locomotive.

### Features include:

- DCC-equipped for speed, direction, and lighting
- interior selector switch for choice between rail and pantograph operation
- die-cast gear towers and chassis
- precision motor
- directional headlights, ditch lights, and markers
- operating doors



HHP-8 #656  
Item No. 83011



HHP-8 #651  
Item No. 83012



HHP-8 #663  
Item No. 83013

**DCC**  
ON BOARD



## C&O H-4 2-6-6-2 Articulated Locomotive with Vandy VC12 Tender

Performs best on 22" radius curves or greater.

Suggested price: \$425.00 each

The H-4 was the first engine in a series of over 200 locomotives employed by the C&O railroad which operated more 2-6-6-2 articulated locos than any other railroad in the world. These locomotives were often referred to as "vest pocket articulateds" because they were small yet very powerful.

### Features include:

- DCC-equipped for speed, direction, and lighting
- dual-mode NMRA-compliant decoder with 8-pin plug
- die-cast boiler
- precision motor
- two flywheels
- geared drive
- electrical pickup on drivers
- operating LED headlight
- finescale metal detail parts, including metal cut levers and separately applied bell, whistle, domes and piping
- detailed cab interior with sliding windows
- RP25 wheel contours
- body-mounted NMRA coupler pockets
- E-Z Mate® Mark II couplers on front and rear

### Tender features:

- C&O VC12 Vandy tender
- VC12 truck side frames
- easy decoder access
- detailed underframe with brake cylinder
- all-wheel electrical pickup
- hand-tooled coal load
- detailed coal boards
- metal handrails and finescale rivet detail



**DCC**  
ON BOARD



PAINTED, UNLETTERED - BLACK  
Item No. 82621

## B&O EM-1 2-8-8-4 (Sound Ready)

Performs best on 22" radius curves or greater.

Suggested price: \$475.00 each

Built after World War II restrictions put a limit on new diesel locomotives, the EM-1 was the last steam locomotive class used by the B&O Railroad. This simple articulated engine provided tremendous power at high speeds, making it an ideal hauler of heavy loads through the mountains of West Virginia. The B&O president, Roy B. White, was so impressed after viewing the first one that he exclaimed, "Well, I must say, they have everything!" Bachmann follows in this tradition by presenting a feature-rich DCC-equipped B&O EM-1 2-8-8-4 model, ready for the addition of 16-bit Tsunami® plug-and-play prototypical sound. (Separate-sale Item No. 44951, EM-1 Plug-and-Play Sound Module, required for sound-on-board performance)

### Features include:

- DCC-equipped for speed, direction, and lighting
- sound ready with factory-installed speaker
- brass flywheel
- soft white LED headlight and backup light
- metal wheels
- ball-and-socket driveshaft
- separately applied handrails and stanchions
- three-point contacts for electrical pickup in tender
- E-Z Mate® Mark II couplers

# DCC ON BOARD®



PAINTED, UNLETTERED - EARLY SAND DOME

(large)

Item No. 80405



PAINTED, UNLETTERED - LATE SAND DOME

(small)

Item No. 80406



BALTIMORE & OHIO® #7603

(single headlight/large dome)

Item No. 80407



BALTIMORE & OHIO® #7629

(single headlight/small dome)

Item No. 80408



BALTIMORE & OHIO® #7620

(dual headlight/small dome)

Item No. 80409



EM-1 PLUG-AND-PLAY SOUND MODULE

Item No. 44951

Suggested price: \$125.00

Provides prototypical 16-bit SoundTraxx® Tsunami® sound when plugged into decoder inside Bachmann HO B&O EM-1 2-8-8-4.



ALL PRODUCTS ON THESE PAGES  
EQUIPPED WITH BODY-MOUNTED  
E-Z MATE® MARK II COUPLERS

## 70-Ton Three-Truck Climax (Sound Equipped)

Performs best on 15" radius curves or greater.

Suggested price: \$550.00 each



ALL PRODUCTS ON THESE PAGES  
EQUIPPED WITH BODY-MOUNTED  
E-Z MATE<sup>®</sup> MARK II COUPLERS

In 1897, the Climax Manufacturing Company built its first locomotive with three power trucks, which was designated as Class "C." The addition of the third truck allowed the locomotive to go longer distances between water stops and provided greater traction and a more stable engine. This HO version is packed with all the features you would find in larger-scale models plus Soundtraxx<sup>®</sup> Tsunami<sup>®</sup> sound technology that lets you enjoy every authentic whistle, bell, chuff, clang, and more in realistic high-quality 16-bit sound.

### Features include:

- DCC sound-equipped
- dual-mode NMRA-compliant decoder with 8-pin plug
- die-cast construction
- precision can motor
- all-wheel electrical pickup
- three-gearbox power train for realistic operation
- scale-speed gearing
- detailed cab interior
- LED headlight and backup light
- separately applied stack, domes, and cab
- separate detail parts, including bell, whistle, pop valves, and handrails
- Walschaerts valve gear
- prototype-specific pumps
- E-Z Mate<sup>®</sup> Mark II couplers

### Decoder features include:

- authentic sound effects uniquely appropriate to each model
- three whistles to choose from in each model
- real-time whistle for creating authentic signals
- high-quality 16-bit digital sound
- advanced motor control features, including load compensation and silent drive to provide smooth, quiet operation
- supports all recognized programming methods



PAINTED, UNLETTERED - BLACK with RED  
WINDOWS and WHITE STRIPES  
Item No. 82927



MOORE-KEPPEL & CO. #6  
Item No. 82928



CLEAR LAKE LUMBER CO. #12  
Item No. 82930



CLIMAX #3  
(demonstrator)  
Item No. 82931



## 70-Ton Three-Truck Climax (DCC Equipped)

Performs best on 15" radius curves or greater.

Suggested price: \$400.00 each

In 1897, the Climax Manufacturing Company built its first locomotive with three power trucks, which was designated as Class "C." The addition of a third truck allowed the locomotive to go longer distances between water stops and provided greater traction and a more stable engine. This HO version is packed with all the features you would find in larger-scale models.

### Features include:

- DCC-equipped for speed, direction, and lighting
- dual-mode NMRA-compliant decoder with 8-pin plug
- die-cast construction
- precision can motor
- all-wheel electrical pickup
- three-gearbox power train for realistic operation
- scale-speed gearing
- detailed cab interior
- LED headlight and backup light
- separately applied stack, domes, and cab
- separate detail parts, including bell, whistle, pop valves, and handrails
- Walschaerts valve gear
- prototype-specific pumps
- E-Z Mate® Mark II couplers

# DCC ON BOARD®



PAINTED, UNLETTERED - BLACK  
Item No. 82901



PAINTED, UNLETTERED - BLACK with RED  
WINDOWS and WHITE STRIPES  
Item No. 82902



MOORE-KEPPEL & CO. #6  
Item No. 82903



CLEAR LAKE LUMBER CO. #12  
Item No. 82905



CASS SCENIC RR #9  
Item No. 82904



CLIMAX #3  
(demonstrator)  
Item No. 82906



GOODYEAR LUMBER COMPANY #20  
Item No. 82909



Spectra  
DCC ON BOARD®  
Spectra

## Baldwin Modern 4-4-0 (Sound Equipped)

Performs best on 15" radius curves or greater.

Suggested price: \$475.00 each

Because it was the most widely employed wheel arrangement in this country from the 1880s through the end of the steam era, the 4-4-0 became known as the "American." The original ornate locomotives gave way to Americans with cleaner lines, such as these Baldwin "modern" models. Bachmann has taken the modern 4-4-0 to the next level with features such as an NMRA-compliant 8-pin decoder and Soundtraxx® Tsunami® sound technology that lets you enjoy every authentic whistle, bell, chuff, clang, and more in realistic high-quality 16-bit sound.

### Features include:

- DCC sound-equipped
- dual-mode NMRA-compliant decoder with 8-pin plug
- cog V-belt drive
- die-cast boiler, chassis, and frame
- operating headlight
- finescale metal detail parts including separately applied bell, whistle, domes, and piping
- detailed backhead
- painted engineer and fireman figures
- RP25 wheel contours
- E-Z Mate® Mark II couplers on front and rear



**PAINTED, UNLETTERED**  
(black with graphite smoke box and firebox)  
Item No. 80126



**LOUISVILLE & NASHVILLE #144**  
Item No. 80127



**SOUTHERN #3858**  
Item No. 80128



**SEABOARD® #106**  
Item No. 80129



**GREAT NORTHERN #124**  
Item No. 80130



**BALTIMORE & OHIO® #1401**  
Item No. 80131

### Decoder features include:

- authentic sound effects uniquely appropriate to each model
- three whistles to choose from in each model
- real-time whistle for creating authentic signals
- high-quality 16-bit digital sound
- advanced motor control features, including load compensation and silent drive to provide smooth, quiet operation
- supports all recognized programming methods



**DCC**<sup>®</sup>  
**ON BOARD**

## Baldwin Modern 4-4-0 (DCC Equipped)

Performs best on 15" radius curves or greater.

Suggested price: \$340.00 each

Because it was the most widely employed wheel arrangement in this country from the 1880s through the end of the steam era, the 4-4-0 became known as the "American." The original ornate locomotives gave way to Americans with cleaner lines, such as these Baldwin "modern" models. Bachmann has taken the modern 4-4-0 to the next level with features such as an NMRA-compliant 8-pin decoder.

**Features include:**

- DCC-equipped for speed, direction, and lighting
- dual-mode NMRA-compliant decoder with 8-pin plug
- cog V-belt drive
- die-cast boiler, chassis, and frame
- operating headlight
- finescale metal detail parts including separately applied bell, whistle, domes, and piping
- detailed backhead
- painted engineer and fireman figures
- RP25 wheel contours
- *E-Z Mate*<sup>®</sup> Mark II couplers on front and rear



**PAINTED, UNLETTERED**  
*(black with graphite smoke box and firebox)*  
Item No. 80101



**LOUISVILLE & NASHVILLE #7**  
Item No. 80102



**SOUTHERN #3856**  
Item No. 80103



**SEABOARD<sup>®</sup> #108**  
Item No. 80104



**GREAT NORTHERN #121**  
Item No. 80105



**BALTIMORE & OHIO<sup>®</sup> #1400**  
Item No. 80106



ALL PRODUCTS ON THESE PAGES  
EQUIPPED WITH BODY-MOUNTED  
*E-Z MATE*<sup>®</sup> MARK II COUPLERS



Spectra  
DCC ON BOARD<sup>®</sup>  
Spectra



## Richmond 4-4-0 American - Modern

Performs best on 18" radius curves or greater.

Suggested price: \$340.00 each

Before competition with Baldwin and other larger manufacturers forced the hands of smaller locomotive builders to merge and form Alco, the Richmond Locomotive Works offered this "state-of-the-art" 4-4-0 beginning in the early 1900s. Employed in main line and short mixed passenger service until as late as the mid-20th century, this thoroughly modern American was equipped with cutting-edge technology, such as air brakes, knuckle couplers, and a tapered boiler for improved steam efficiency.

### Features include:

- DCC-equipped for speed, direction, and lighting
- dual-mode NMRA-compliant decoder with 8-pin plug
- precision motor
- die-cast boiler, chassis, and frame
- cog V-belt drive
- operating headlight
- all-metal Walschaerts valve gear
- finescale metal detail parts including separately applied bell, whistle, domes, and piping
- detailed backhead
- painted crew figure
- RP25 wheel contours
- *E-Z Mate*® Mark II couplers on front and rear

# DCC ON BOARD®



MARYLAND & PENNSYLVANIA #4 with WOOD CAB  
Item No. 83403



MARYLAND & PENNSYLVANIA #5 with WOOD CAB  
Item No. 83404



MARYLAND & PENNSYLVANIA #6 with STEEL CAB  
Item No. 83405





PAINTED, UNLETTERED - BLACK  
Item No. 81811



SANTA FE #101  
Item No. 81812



MIDWEST QUARRY & MINING CO. #2  
Item No. 81814



COLORADO MINING CO. #2  
Item No. 81815

## 0-6-0 Saddle Tank Switcher

Performs best on 15" radius curves or greater.

Suggested price: \$150.00 each

A classic Alco locomotive perfect for a variety of industrial and yard switching applications, this 0-6-0 tank locomotive with fuel bunker excels at low-speed operation.

### Features include:

- DCC-equipped for speed, direction, and lighting
- dual-mode NMRA-compliant decoder
- precision motor
- operating headlight
- hidden drive train
- low-speed gear box
- precision balanced brass flywheel
- metal motor bearings
- detailed cab interior
- metal detail parts, including bell, whistle, handrails, and stanchions
- painted crew figures
- blackened main and side rods
- rust-colored, magnetically operated *E-Z Mate*® couplers, front and rear

**DCC**®  
**ON BOARD**



ALL PRODUCTS ON THESE PAGES  
EQUIPPED WITH BODY-MOUNTED  
*E-Z MATE*® MARK II COUPLERS



## GE Center-Cab 45-Ton Switcher

Performs best on 9" radius curves or greater.

Suggested price: \$155.00 each

Slow and steady wins the race where switchers are concerned. And with a top speed of 20 miles per hour, the early-phase center-cab *45-Tonner* couldn't be beat. Used primarily in private industry and military applications during the 1940s, many *GE 45-Tonners* remain in service today, thanks to a simple and efficient design. Following GE's lead in creating sturdy and reliable switchers, our models will remain in service on your railroad for many years to come.

### Features include:

- DCC-equipped for speed, direction, and lighting
- dual-mode NMRA-compliant decoder
- precision motor
- low-speed gearing
- eight-wheel drive
- die-cast chassis, side rods, and counterweights
- LED headlights
- *E-Z Mate*® Mark II couplers
- RP25 wheel contours
- painted engineer figure
- designed for aftermarket sound installation



PAINTED, UNLETTERED - YELLOW  
with BLACK SAFETY STRIPES  
Item No. 85201



PAINTED, UNLETTERED - BLACK  
with YELLOW HANDRAILS  
Item No. 85202



PAINTED, UNLETTERED - GREEN  
with YELLOW HANDRAILS  
Item No. 85204



PAINTED, UNLETTERED - RED  
with YELLOW HANDRAILS  
Item No. 85203



U.S. ARMY  
Item No. 85206



PAINTED, UNLETTERED - BLACK & YELLOW  
(not shown)  
Item No. 85207





DCC  
ON BOARD



**BALLAST REGULATOR (DCC-EQUIPPED)**  
Item No. 87901 • price to be announced  
Performs best on 15" radius curves or greater.

DCC  
ON BOARD



**BALLAST VEHICLE with CRANE (DCC-EQUIPPED)**  
Item No. 87902 • price to be announced  
Performs best on 15" radius curves or greater.

## Maintenance of Way Vehicles

We're pleased to offer these self-propelled *Maintenance of Way* vehicles. A perfect addition to any post-steam railroad, the vehicles are available in standard safety yellow in analog or DCC versions as shown.

### Features include:

- self-propelled
- precision motor
- die-cast gravel load (per prototype)
- RP25 wheel contours



**SPEEDER with WORK CRANE & CART**  
(couplers not included on front or rear)  
Item No. 16946 • Suggested price: \$95.00  
Performs best on 15" radius curves or greater.



ALL PRODUCTS ON THESE PAGES  
EQUIPPED WITH BODY-MOUNTED  
E-Z MATE® MARK II COUPLERS  
(unless otherwise noted)



## Peter Witt Streetcar

Performs best on 15" radius curves or greater.

Suggested price: \$180.00 each

While serving as Cleveland's Street Railway Commissioner, Peter Witt designed an all-steel, single-operator streetcar that distinguished itself from others of the era by its use of the center door as an exit only. Passengers could pay the waiting motorman as they boarded at the front and exit at the center of the car, an arrangement that reduced stop times, improved schedules, and increased efficiency. Though designed originally for Cleveland, the *Peter Witt Streetcar* went on to service in cities throughout the world from the 1930s until the early 1960s.

### Features include:

- DCC-equipped for speed, direction, and lighting
- dual-mode NMRA-compliant decoder with 8-pin plug for DCC or DC operation
- two-position switch (underside of car) for choice of overhead wire or track pickup
- all-wheel drive
- precision motor with two flywheels
- hidden drive train and electronics
- room for speaker
- die-cast frame and interior
- painted interior with seats
- photo-etched brass safety screen



**BROOKLYN & QUEENS TRANSIT**  
Item No. 84603



**BALTIMORE TRANSIT CO.**  
Item No. 84604



**ST. LOUIS RAILWAYS**  
Item No. 84606



**TORONTO**  
Item No. 84607



**CLEVELAND TRANSIT**  
Item No. 84608



**PHILADELPHIA**  
Item No. 84609



**SAN FRANCISCO MUNICIPAL RAILWAY**  
Item No. 84610

## Single-Truck Birney Safety Streetcar

Performs best on 15" radius curves or greater.

Suggested price: \$195.00 each

These small, light, steel streetcars were designed for one-man operation, which made them a boon to labor-strapped cities during World War I and economical to operate during the Great Depression. Originally called "Safety Cars" to emphasize that they were safe to ride, even without a conductor, they are better known as "Birneys" after their co-designer, Charles O. Birney.

### Features include:

- DCC-equipped for speed, direction, and lighting
- designed for aftermarket sound system installation
- dual-mode NMRA-compliant decoder with 8-pin plug
- two-position switch (underside of car) for choice of overhead wire or track pickup
- precision can motor
- finescale gearing for slow-speed operation
- working trolley poles
- all-wheel drive
- detailed painted interior
- LED lighting



PHILADELPHIA  
Item No. 80201



BALTIMORE  
Item No. 80202



SACRAMENTO  
Item No. 80203



NEW YORK & QUEENS  
Item No. 80204



THIRD AVENUE RAILWAY SYSTEM  
(NYC)  
Item No. 80205



## EMC Gas Electric Doodlebug with Trailer Coach



Performs best on 22" radius curves or greater.

Suggested price: \$235.00 each

The EMC Gas Electric, or "Doodlebug," as it would come to be known, was first manufactured during the Great Depression and provided extremely economical passenger service. In fact, the Doodlebugs kept railroads in the passenger business through World War II and into the 1960s.

### Features include:

- DCC-equipped for speed, direction, and lighting
- dual-mode NMRA-compliant decoder
- precision can motor
- flywheel drive
- die-cast gear tower with bronze bearings
- die-cast gear box
- directional headlight
- constant interior lighting
- one-piece die-cast chassis
- Brill trucks
- operating baggage door
- *E-Z Mate*® Mark II couplers

### Trailing car features:

- 72' coach with all new tooling
- LED constant lighting (analog and DCC operation)
- die-cast four-wheel Pullman trucks with all-wheel electrical pickup
- blackened metal wheels with RP25 contours
- *E-Z Mate*® Mark II couplers



MARYLAND & PENNSYLVANIA  
Item No. 81424



SEABOARD®  
Item No. 81425



## 380-Ton Schnabel Transformer Car (North American Style)

Performs best on 22" radius curves or greater.

Suggested price: \$285.00 each


The Schnabel car's unique design allows it to carry extremely heavy or oversized loads, such as generators and transformers for power stations, by making the load an element of the car. The two tapered lifting arms that hold the load resemble a bird's beak, which gave the car its name—*Schnabel* is from the German for "carrying-beak-wagon" (*Tragschnabelwagen*). Schnabel is a funny name for a seriously powerful freight car.

**Features include:**

- 16 sets of 125-ton roller-bearing trucks
- prototypically correct 36" metal wheels
- RP25 wheel contours
- 8 span bolsters
- detailed transformer load
- molded hydraulic lines and pumps
- 27.5" long



BLUE & BLACK with GRAY LOAD and BLACK TRUCKS  
Item No. 80501



GRAY & BLACK with OXIDE LOAD and BLACK TRUCKS  
Item No. 80502



RED & BLACK with GRAY LOAD and SILVER TRUCKS  
Item No. 80503



ALL PRODUCTS ON THESE PAGES  
EQUIPPED WITH BODY-MOUNTED  
E-Z MATE® MARK II COUPLERS

### Cityscenes™ Building Kits

The Cityscenes™ line of Spectrum® building kits offers a dramatic skyline for your diesel- or steam-era railroad. Two skyscrapers, a hotel, department store, variety store, bank, and bus station are all richly detailed and accurately modeled for amazing realism. Now your railroad can reach to the sky with Bachmann's Cityscenes™.



**AMBASSADOR HOTEL**  
(10" W x 6 7/8" D x 10 1/2" H)

Item No. 88002 • Suggested price: \$110.00



**METROPOLITAN BUILDING**  
(6" W x 8" D x 17 3/4" H)

Item No. 88003 • Suggested price: \$110.00



**VARIETY STORE**  
(11 1/8" W x 7 1/2" D x 6 1/8" H)

Item No. 88004 • Suggested price: \$90.00



**BUS STATION**  
(11 1/8" W x 7 1/4" D x 3" H)

Item No. 88005 • Suggested price: \$80.00



**TRADE TOWER**  
(5 5/8" W x 7 5/8" D x 21 5/8" H)

Item No. 88007 • Suggested price: \$130.00



**SAVINGS & LOAN**  
(5 1/4" W x 8 3/8" D x 10" H)

Item No. 88008 • Suggested price: \$90.00



**DEPARTMENT STORE**  
(8 1/8" W x 6 1/8" D x 7 1/2" H)

Item No. 88006 • Suggested price: \$99.00

Note: Building dimensions are given as Width x Depth x Height. Measurements do not include building base, signage, fire escapes, overhangs, or ornamentation (if included with buildings). Previous modeling experience recommended.



## Norfolk & Western Class J 4-8-4 Locomotive

Performs best on 11.25" radius curves or greater.

The Class J 4-8-4 was the last mainline steam locomotive to run in the United States. The popularity of our HO version of this model inspired us to offer this locomotive to N scale modelers.

### Features include:

- DCC ready with connection points for installation of 6- or 8-wire harness decoder
- die-cast boiler, underframe, and tender frame
- precision motor
- separately applied detail parts and laser-cut exterior detailing
- die-cast finescale driver spokes
- dummy knuckle couplers, front and rear



NORFOLK & WESTERN CLASS J #611 (1950s - 60s)  
Item No. 82153 • Suggested price: \$195.00



RAILFAN #611 with AUXILIARY TENDER (1980s - 90s)  
Item No. 82154 • Suggested price: \$215.00

## USRA 4-8-2 Light Mountain

Performs best on 11.25" radius curves or greater.

Suggested price: \$210.00 each

Inspired by our HO version of the model and equipped with many of the same details found on our award-winning N scale 2-8-0 Consolidation, we're moving mountains in N scale with this *Spectrum*® USRA 4-8-2 Light Mountain.

### Features include:

- DCC ready with connection points for installation of 6- or 8-wire harness decoder
- precision motor
- metal motor and driver axle bearings
- operating headlight
- separately applied stack, domes, and cab
- completely hidden drive train
- gear drive
- traction tires
- metal tender wheels with pickup
- *E-Z Mate*® Mark II couplers
- detailed cab interior
- separate sanding lines
- separate detail parts, including bell, whistle, pop valves, and handrails
- builder's plate
- die-cast, finescale driver spokes



PAINTED, UNLETTERED - BLACK  
Item No. 81651



UNION PACIFIC® #7012  
Item No. 81661



BODY-MOUNTED  
*E-Z MATE*®  
MARK II COUPLERS



## USRA Light 2-10-2

Performs best on 11.25" radius curves or greater.

Suggested price: \$325.00 each

Also known as Santa Fe class locomotives, these brutes were typically employed in drag freight service and used throughout the United States until the late 1950s. Our N scale models are representative of the 2-10-2 as it appeared in the middle- to late-steam era.

**Features include:**

- DCC-equipped for speed, direction, and lighting
- die-cast boiler
- die-cast frame
- die-cast cylinders
- operating valve gear
- two sets of traction tires
- tender style per prototype (with backup lights)
- separately applied detail parts
- magnetically operated *E-Z Mate*® Mark II couplers



PAINTED, UNLETTERED - BLACK  
Item No. 83351



CHICAGO & ILLINOIS MIDLAND #600  
Item No. 83352



SOUTHERN #5210  
Item No. 83353



DM & IR #508  
Item No. 83354



CANADIAN NATIONAL #4201  
Item No. 83355



SEABOARD® #2485  
Item No. 83356



KANSAS CITY SOUTHERN #220  
Item No. 83357



ALL PRODUCTS ON THESE PAGES  
EQUIPPED WITH BODY-MOUNTED  
*E-Z MATE*® MARK II COUPLERS

## Baldwin 2-8-0 Consolidation

Performs best on 11.25" radius curves or greater.

Suggested price: \$230.00 each

In the tradition of our HO scale 2-8-0, this N scale *Consolidation* comes with many of the same details found on its award-winning predecessor in this DCC-equipped version.

**Features include:**

- DCC-equipped for speed, direction, and lighting
- precision motor
- metal motor and driver axle bearings
- operating headlight
- separately applied stack, domes, and cab
- completely hidden drive train
- gear drive
- metal wheels under tender with pickup
- separate sanding lines
- separate detail parts, including bell, whistle, pop valves, and handrails
- builder's plate



WESTERN MARYLAND® #754 "FIREBALL"  
Item No. 84552



CHESAPEAKE & OHIO® #705  
Item No. 84554







**UNION PACIFIC® #9218**  
Item No. 85053



**NORFOLK SOUTHERN #8654**  
Item No. 85055



**CSX® #7592**  
Item No. 85059



**CONRAIL #6025**  
Item No. 85072

Some HO scale versions of our N scale diesel locomotives are shown on these pages for illustration purposes.

## GE Dash 8-40C

Performs best on 11.25" radius curves or greater.

Suggested price: \$155.00 each

Developed in the early 1980s, the *Dash 8-40C* embodied General Electric's desire to take the lead in modern locomotive design, with the first mass-produced, 4000-horsepower locomotive. The *Dash 8-40C* employed the day's state-of-the-art computer and mechanical technology to earn its reputation for fast and reliable service on railroads throughout the United States. Incorporating today's cutting-edge model railroading technology, we're pleased to offer this premium *Spectrum*® locomotive.

### *Features include:*

- DCC ready with connection points for installation of 6- or 8-wire harness decoder
- two piece die-cast main frame
- all-wheel pickup
- precision motor
- dual machined brass flywheels
- white LED lighting
- finescale detail parts
- NMRA wheel profile



## GE 70-Ton Diesel

**DCC<sup>®</sup>  
ON BOARD**

Performs best on 7" radius curves or greater.

Suggested price: \$135.00 each

Promoted as "middleweight power with a heavyweight punch," the *GE 70-Ton Diesel* was an economical and efficient choice for branchline, short line, and industrial switching duties. This champ now has all its power packed into an N scale version.

**Features include:**

- DCC-equipped for speed, direction, and lighting
- dual-mode NMRA-compliant decoder
- 8-wheel drive
- precision can motor
- die-cast chassis
- front and rear metal cut levers
- NMRA wheel profile
- *E-Z Mate*<sup>®</sup> Mark II couplers



**BODY-MOUNTED  
E-Z MATE<sup>®</sup>  
MARK II COUPLERS**



**PAINTED, UNLETTERED - BLACK**  
Item No. 82051



**PAINTED, UNLETTERED - GREEN**  
Item No. 82053



**PAINTED, UNLETTERED - RED**  
Item No. 82052



**PAINTED, UNLETTERED - YELLOW & BLACK**  
Item No. 82054



**LOUISVILLE & NASHVILLE<sup>®</sup> #98**  
Item No. 82056



**BETHLEHEM STEEL**  
Item No. 82057

**NEW**

**PAINTED, UNLETTERED - ORANGE & CREAM**  
*(not shown)*  
Item No. 82058

SPECTRUM  
DCC ON BOARD<sup>®</sup>  
SPECTRUM

## GE 44-Ton Switcher

Performs best on 9" radius curves or greater.


Suggested price: \$125.00 each



Following in the footsteps of the HO engine that marked the beginning of our *Spectrum*® line more than 20 years ago, we're pleased to again raise the bar for N scale model railroading with this locomotive. Technology has finally caught up with our vision of what an N scale 44-Tonner should be, allowing us to bring you this exceptionally detailed DCC-equipped model.

**Features include:**

- DCC-equipped for speed, direction, and lighting
- dual-mode NMRA-compliant decoder
- eight-wheel drive
- precision motor
- LED headlights
- scale 33" wheels with NMRA wheel profile
- non-operating dummy knuckle couplers



**PAINTED, UNLETTERED - YELLOW**  
Item No. 81851



**PAINTED, UNLETTERED - RED & YELLOW**  
Item No. 81852



**PENNSYLVANIA**  
Item No. 81853



**BALTIMORE & OHIO®**  
Item No. 81854



**NEW HAVEN**  
Item No. 81855



**DENVER & RIO GRANDE WESTERN™**  
Item No. 81858



Some HO scale versions of our N scale diesel locomotives are shown on this page for illustration purposes.



# EMC Gas Electric Doodlebug with Trailer Coach

Performs best on 11.25" radius curves or greater.

Suggested price: \$255.00 each



Becoming popular during the Great Depression, this self-propelled passenger car with an extra baggage section was nicknamed the "Doodlebug." It provided extremely economical commuter and branchline service well into the 1960s.

**EMC Gas Electric features include:**

- DCC-equipped for speed, direction, and lighting
- dual-mode NMRA-compliant decoder
- precision can motor with flywheel drive
- die-cast gear box
- one-piece die-cast chassis
- die-cast gear tower with bronze bearings
- directional headlight
- constant interior lighting
- Brill trucks
- blackened metal NMRA wheel profile
- magnetically operating *E-Z Mate*® Mark II couplers

**Trailer coach features include:**

- 72' coach with finescale details and interior
- LED constant lighting (analog and DCC operation)
- die-cast four-wheel Pullman trucks with all-wheel electrical pickup



**PAINTED, UNLETTERED - PULLMAN GREEN**  
Item No. 81465



**BALTIMORE & OHIO®**  
Item No. 81466



**BOSTON & MAINE**  
Item No. 81467



**MARYLAND & PENNSYLVANIA #62**  
Item No. 81468



**SEABOARD®**  
Item No. 81469



**NEW YORK CENTRAL®**  
Item No. 81470



**BODY-MOUNTED  
E-Z MATE®  
MARK II COUPLERS**

Spectra  
**DCC ON BOARD**  
Spectra

## Peter Witt Streetcar

Performs best on 9" radius curves or greater.

Suggested price: \$170.00 each

This distinctive streetcar with its innovative exit-only center door boasts superfine detailing with realistic LED headlights and backup lights.

**Features include:**

- DCC-equipped for speed, direction, and lighting
- dual-mode NMRA-compliant decoder
- eight-wheel drive
- precision can motor
- LED headlights and backup lights
- hidden drive train and electronics
- photo-etched brass safety screen



**TORONTO**  
Item No. 84651



**CHICAGO SURFACE LINES**  
Item No. 84652



**BROOKLYN & QUEENS TRANSIT**  
Item No. 84653



**BALTIMORE TRANSIT CO.**  
Item No. 84654



**LOS ANGELES RAILWAY**  
Item No. 84655



**ST. LOUIS RAILWAYS**  
Item No. 84656

## USRA Short Tender

Suggested price: \$46.00 each

**Features include:**

- DCC ready with connection points for installation of 6- or 8-wire harness decoder
- die-cast frame
- drawbar compatible with many popular brands
- NMRA wheel profile



BALTIMORE & OHIO®  
Item No. 89552



UNION PACIFIC®  
Item No. 89553



SOUTHERN PACIFIC™  
Item No. 89554

## USRA Medium Tender

Suggested price: \$46.00 each

**Features include:**

- DCC ready with connection points for installation of 6- or 8-wire harness decoder
- die-cast frame
- drawbar compatible with many popular brands
- NMRA wheel profile



WESTERN MARYLAND  
(fireball)  
Item No. 89752



BALTIMORE & OHIO®  
Item No. 89753



MAINE CENTRAL  
Item No. 89754

## USRA Long Tender

Suggested price: \$42.00 each

**Features include:**

- DCC ready with connection points for installation of 6- or 8-wire harness decoder
- die-cast frame
- drawbar compatible with many popular brands
- NMRA wheel profile



CHESAPEAKE & OHIO®  
Item No. 89852



NICKEL PLATE  
Item No. 89853



RIO GRANDE™  
(Flying Grande)  
Item No. 89854

## USRA Slope Back Tender

Suggested price: \$46.00 each

**Features include:**

- die-cast frame
- drawbar compatible with many popular brands
- NMRA wheel profile



PAINTED, UNLETTERED  
Item No. 89651



NEW YORK CENTRAL®  
Item No. 89652



PENNSYLVANIA  
Item No. 89653



BALTIMORE & OHIO®  
Item No. 89654



## Home for the Holidays

*an E-Z Track® set with E-Z Mate® couplers*

Item No. 25021 • Suggested price: \$395.00

Welcoming family and friends to share the holidays is one of life's most cherished pleasures. This festively decorated ready-to-run train set carries passengers ever closer to home as it travels around your Christmas tree or holiday layout. *Home for the Holidays* comes complete with a 2-6-0 steam locomotive with operating headlight and coal tender, three lighted passenger cars, 56" x 38" oval of nickel silver E-Z Track®, magnetically operated E-Z Mate® couplers on all cars, power pack and speed controller, and helpful DVD video with assembly instructions.



## Rocky Mountain Express

*an E-Z Track® set with E-Z Mate® couplers*

Item No. 25020 • Suggested price: \$395.00

Incorporated in 1898, the Colorado and Southern would acquire several smaller railroads to operate in Colorado along four narrow gauge lines until highways were built that could access the rugged terrain. Our *Rocky Mountain Express* set recalls the C&S trains that climbed the scenic Colorado peaks as the essential haulers for historic towns such as Black Hawk, Silver Plume, and Gunnison. This ready-to-run train set includes a 2-6-0 locomotive with operating headlight and coal tender, gondola, reefer, tank car, caboose, 56" x 38" oval of nickel silver E-Z Track®, magnetically operated E-Z Mate® couplers on all cars, power pack and speed controller, and helpful DVD video with assembly instructions.




56" x 38"  
Oval

BACHMANN'S EXCLUSIVE  
**E-Z TRACK SYSTEM**

ASSEMBLES IN MINUTES!

Easy to follow,  
step-by-step assembly  
instructions are included.  
No nails, screws,  
or special tools needed.



DVD-Format  
Video Instructions



56" x 38"  
Oval

BACHMANN'S EXCLUSIVE  
**E-Z TRACK SYSTEM**

ASSEMBLES IN MINUTES!

Easy to follow,  
step-by-step assembly  
instructions are included.  
No nails, screws,  
or special tools needed.



DVD-Format  
Video Instructions



ON30 — O SCALE NARROW GAUGE TRAINS THAT RUN ON HO TRACK



## 2-6-6-2 Articulated Locomotive with Tender (DCC Equipped)

Performs best on 18" radius curves or greater.

Suggested price: \$425.00 each

Our On30 2-6-6-2 was the first accurately scaled and detailed model of an articulated engine in this scale. It is based on a 30-inch Baldwin Locomotive Works design and includes many optional parts so you can customize the locomotive to suit your own layout.

### Locomotive features include:

- DCC-equipped for speed, direction and lighting
- dual-mode NMRRA-compliant decoder with 8-pin plug
- dual flywheel drive
- die-cast twin idler gear boxes
- operates on 18" radius curves
- detailed cab with sliding windows
- detailed backhead with seat boxes
- E-Z Mate® Mark II couplers

### Tender features include:

- operating LED backup light
- easy access to decoder
- die-cast underframe
- accurate long wheel base per prototype



**GREENBRIER & BIG RUN LUMBER CO. #41**  
Item No. 28757



**POCAHONTAS LUMBER CO. #42**  
Item No. 28760



**MIDWEST QUARRY & MINING CO. #43**  
Item No. 28761



**COLORADO MINING CO. #46**  
Item No. 28762



**PAINTED, UNLETTERED - BLACK with RED & WHITE TRIM**  
Item No. 28798



**PAINTED, UNLETTERED - BLACK**  
Item No. 28799





## Baldwin 2-4-4-2 Articulated Locomotive with Tender

(DCC Equipped and Sound Ready)

Performs best on 18" radius curves or greater.

Suggested price: \$525.00 each

Bachmann presents a classic Baldwin design, the 2-4-4-2 articulated, in a DCC-equipped model ready for the addition of 16-bit Tsunami® plug-and-play prototypical sound. (Separate-sale Item No. 44952, 2-4-4-2 Plug-and-Play Sound Module, required for sound-on-board performance.)

### Features include:

- sound ready with factory-installed speaker
- DCC-equipped for speed, direction and lighting
- dual-mode NMRA-compliant decoder
- all-gear, dual flywheel drive
- constant LED lighting
- detailed backhead
- choice of three smokestack styles included
- choice of three headlight styles included
- choice of two pilots included
- optional oil bunker included
- Walschaert valve gear
- *E-Z Mate*® Mark II couplers

**DCC**<sup>®</sup>  
**ON BOARD**



**NEW**

**2-4-4-2 PLUG-AND-PLAY SOUND MODULE**  
Item No. 44952 • \$125.00  
Provides prototypical 16-bit SoundTraxx® Tsunami® sound when plugged inside Bachmann On30 2-4-4-2.



PAINTED, UNLETTERED with STEEL CAB - BLACK  
Item No. 29001



PAINTED, UNLETTERED with STEEL CAB - BLACK  
with RED WINDOWS & WHITE STRIPES  
Item No. 29002



PAINTED, UNLETTERED with  
WOOD CAB - BLACK  
Item No. 29003



ALL PRODUCTS ON THESE PAGES  
EQUIPPED WITH BODY-MOUNTED  
*E-Z MATE*® MARK II COUPLERS



PAINTED, UNLETTERED with WOOD CAB -  
BLACK with RED WINDOWS & WHITE STRIPES  
Item No. 29004



DCC ON BOARD

## T-Boiler Two-Truck Shay

Performs best on 18" radius curves or greater.

Suggested price: \$330.00 each

Our *T-Boiler, Two-Truck Shay* steam locomotive is inspired by the 14-ton locomotives commonly used on late 19th to mid-20th century logging railroads. Showing "backwoods ingenuity," these Shays were often customized to meet the needs of individual railroads. Each version of our On30 Shay has many features unique per roadname.

**Features include:**


- DCC ready with factory-installed 8-pin socket for DCC decoder installation of your choice
- die-cast construction
- metal valve gear
- precision motor
- operating headlight
- separate metal detail parts
- vertical wood or raised wood panel cab per prototype
- *E-Z Mate*® Mark II couplers, front and rear




**ALL PRODUCTS ON THESE PAGES  
EQUIPPED WITH BODY-MOUNTED  
*E-Z MATE*® MARK II COUPLERS**



Have a question? You can "Ask the Bach-Man" on our message board at [www.bachmanntrains.com!](http://www.bachmanntrains.com!)



**POCAHONTAS LUMBER CO.**  
Item No. 25660



**MIDWEST QUARRY & MINING CO.**  
Item No. 25661



## 14-Ton Two-Truck Stearns-Heisler (DCC Equipped and Sound Ready)

Performs best on 15" radius curves or greater.

Suggested price: \$419.00 each

The Stearns-Heisler continues our collection of geared steam locomotives along with our On30 Shay and Climax. This 14-ton two-truck locomotive was an early Heisler, manufactured from the late 1890s. This is a DCC-equipped model with all the fine detailing you expect from our *Spectrum*® line, along with 16-bit *Tsunami*® plug-and-play sound capability. (Separate-sale Item No. 44953, Stearns-Heisler Plug-and-Play Sound Module, required for sound-on-board performance.)

**Features include:**

- DCC-equipped for speed, direction, and lighting control
- sound ready with factory-installed speaker
- dual-mode NMRA-compliant decoder
- die-cast construction
- all gear drive
- enclosed gearbox
- metal driveshafts and heavy-duty universals
- prototypical powered trucks
- constant soft white LED lighting
- choice of three stacks included
- contoured wheel spokes per prototype
- blackened brass railings
- E-Z Mate® Mark II couplers



**COLORADO MINING CO. #4**  
Item No. 28801



**PAINTED, UNLETTERED - BLACK**  
Item No. 28802



**PAINTED, UNLETTERED - BLACK with WHITE PINSTRIPES and RUNNING BOARD STRIPES**  
Item No. 28803



**PAINTED, UNLETTERED - BLACK with RED WINDOWS, WHITE RUNNING BOARD STRIPES, and WHITE TIRES**  
Item No. 28804



**STEARNS-HEISLER PLUG-AND-PLAY SOUND MODULE**  
Item No. 44953  
Suggested price: \$125.00

Provides prototypical 16-bit SoundTraxx® *Tsunami*® sound when plugged into decoder inside Bachmann On30 Stearns-Heisler.



**GREENBRIER & BIG RUN #5**  
Item No. 28805



**MIDWEST QUARRY & MINING CO. #4**  
Item No. 28806

Spectrum  
DCC ON BOARD  
Spectrum



## Baldwin Forney 2-4-4 Steam Locomotive



Performs best on 18" radius curves or greater.

Suggested price: \$330.00 each

Following stints with several prominent railroads and locomotive manufacturers, Matthias N. Forney went to work for the Illinois Central Railroad in 1861, where he designed and patented the first of the "Forney" type locomotives. Characterized by a trailing truck positioned under the coal bunker/water tank, Forney designs integrated the locomotive and fuel bunker on one frame, allowing for smooth operation in tight curves. Ideal for fast-paced railroad operation, Forneys were produced by many locomotive manufacturers to serve urban elevated railroads and narrow gauge short lines during the middle to late steam era. Two examples are our *Baldwin Forney 2-4-4*, offered in inside and outside frame versions.

### Features include:

- DCC-equipped for speed, direction, and lighting
- dual-mode NMRA-compliant decoder for DCC or DC operation
- die-cast frame and boiler
- vestibule cab with operating doors and interior detail
- precision motor
- operating LED headlight
- separately applied detail parts



**INSIDE FRAME - SANDY RIVER & RANGELY LAKE**  
Item No. 25477



**OUTSIDE FRAME - PAINTED, UNLETTERED**  
Item No. 25478



**INSIDE FRAME - PAINTED, UNLETTERED**  
Item No. 25479





DENVER & RIO GRANDE WESTERN™ #136  
Item No. 25242

## 2-6-0 Steam Locomotive and Tender

Performs best on 18" radius curves or greater.

Suggested price: \$180.00 each

**Features include:**

- operating headlight
- completely hidden drive train
- see-through clearance under boiler
- precision motor (with hardened carbon brushes)
- numerous metal detail parts
- finescale pilot
- sprung center axle for superior tracking performance and electrical pickup
- short-coupled tender with coal load



PAINTED, UNLETTERED – BUMBLE BEE  
Item No. 25249



ALL PRODUCTS ON THESE PAGES  
EQUIPPED WITH BODY-MOUNTED  
E-Z MATE® MARK II COUPLERS



Have a question? You can  
"Ask the Bach-Man" on  
our message board at  
[www.bachmanntrains.com!](http://www.bachmanntrains.com!)

## Baldwin 4-6-0 Steam Locomotive (Sound Equipped)

Performs best on 18" radius curves or greater.

Suggested price: \$499.00 each

Along with its 4-4-0 cousin, the 4-6-0 configuration was one of the most common wheel arrangements offered by locomotive manufacturers. The combination of speed and traction made 4-6-0s suitable for both freight and passenger service, and nearly every railroad used them. Our On30 locomotives are based on stock models from Baldwin's narrow gauge catalog.

### Features include:

- DCC sound-equipped
- dual-mode NMRA-compliant decoder with 8-pin plug
- flywheel drive
- idler gear box
- die-cast frame, boiler, and cab
- machined, blackened wheels
- wood cab and steel cab versions
- additional die-cast detail parts
- easy-to-install options, including three headlight/backup light styles (oil, acetylene, electric), three stack styles (cap, Rushton, tapered), and three fuel loads (wood, coal, oil) included with each model
- E-Z Mate® Mark II couplers

### Decoder features include:

- authentic sound effects uniquely appropriate to each model
- three whistles to choose from in each model
- real-time whistle for creating authentic signals
- high-quality 16-bit digital sound
- advanced motor control features, including load compensation and silent drive to provide smooth, quiet operation
- supports all recognized programming methods



**PAINTED, UNLETTERED with STEEL CAB  
BLACK with RED WINDOWS & WHITE TRIM**  
Item No. 28901



**PAINTED, UNLETTERED with WOOD CAB  
and FLUTED DOMES - BLACK**  
Item No. 28902



**PAINTED, UNLETTERED with STEEL CAB - BLACK**  
Item No. 28903



**ET&WNC #12 with STEEL CAB  
BLACK with RED WINDOWS & WHITE PINSTIPES**  
Item No. 28904



**ET&WNC #14 with STEEL CAB  
GREEN with GOLD LINING & RED WINDOWS**  
Item No. 28905



**GREENBRIER & BIG RUN LUMBER CO. #32  
with STEEL CAB**  
Item No. 28906



ALL PRODUCTS ON THESE PAGES  
EQUIPPED WITH BODY-MOUNTED  
E-Z MATE® MARK II COUPLERS



## Baldwin 4-6-0 Steam Locomotive (DCC Equipped)

**DCC**<sup>®</sup>  
**ON BOARD**

Performs best on 18" radius curves or greater.

Suggested price: \$399.00 each

Along with its 4-4-0 cousin, the 4-6-0 configuration was one of the most common wheel arrangements offered by locomotive manufacturers. The combination of speed and traction made 4-6-0s suitable for both freight and passenger service, and nearly every railroad used them. Our On30 locomotives are based on stock models from Baldwin's narrow gauge catalog.

**Features include:**

- DCC-equipped for speed, direction, and lighting
- dual-mode NMRA-compliant decoder with 8-pin plug
- flywheel drive
- idler gear box
- die-cast frame, boiler, and cab
- machined, blackened wheels
- wood cab and steel cab versions
- additional die-cast detail parts
- easy-to-install options, including three headlight/backup light styles (oil, acetylene, electric), three stack styles (cap, Rushton, tapered), and three fuel loads (wood, coal, oil) included with each model
- E-Z Mate<sup>®</sup> Mark II couplers



**GREENBRIER & BIG RUN  
LUMBER CO. with STEEL CAB**  
Item No. 28657



**ET&WNC #12 with STEEL CAB  
GREEN with GOLD LINING & RED WINDOWS**  
Item No. 28670



**ET&WNC #11 with STEEL CAB  
BLACK with RED WINDOWS**  
Item No. 28671



**PAINTED, UNLETTERED  
with STEEL CAB - BLACK**  
Item No. 28696



**PAINTED, UNLETTERED  
with WOOD CAB and FLUTED DOMES - BLACK**  
Item No. 28697



**PAINTED, UNLETTERED with  
STEEL CAB - BLACK with RED WINDOWS & WHITE TRIM**  
Item No. 28698

## Inside Frame 4-4-0 American Steam Locomotive (DCC Equipped)

Performs best on 18" radius curves or greater.

Suggested price: \$375.00 each

Not only was the 4-4-0 configuration the best-selling wheel arrangement of all steam locomotives, it was the longest running as well, first appearing in the late 1830s and seeing service until the end of the steam era. The 4-4-0 was a multipurpose locomotive that was stable, quick on rough track, and easy to maintain. As a result, more than 80,000 Americans were built for railroads of all gauges. Painted and striped "as delivered," our model is based on Baldwin designs for 30-inch railroads, with multiple-style accessory features that allow modelers to customize their locomotive.

### Features include:

- DCC-equipped for speed, direction, and lighting
- dual-mode NMRA-compliant decoder with 8-pin plug for DCC or DC operation
- die-cast cab, boiler, frame, lead truck, drivers, and tender frame
- completely hidden precision motor with flywheel and reduction gear box for scale speed operation
- room for speaker
- wood cab and steel cab versions
- wood load, coal load, and oil bunker, plus two stack styles (tapered and cap) included with all versions
- two easily interchangeable pilot styles (footboard and road), plus two lead truck styles (spoked and solid) included with all versions
- photo-etched brass fuel bunker extensions for larger loads
- E-Z Mate® Mark II couplers, front and rear



**PAINTED, UNLETTERED - BLACK**  
with GRAPHITE SMOKE & FIRE BOX, RED CAB WINDOWS, BRASS TRIM  
*(1890s Wood Cab & Oil Headlight)*  
Item No. 28303



**PAINTED, UNLETTERED - BLACK with RED CAB WINDOWS, WHITE TRIM**  
*(1910 - 1920s Steel Cab & Electric Visor Headlight)*  
Item No. 28305



**PAINTED, UNLETTERED - BLACK with RED CAB WINDOWS, WHITE PINSTRIPES**  
*(1910 - 1920s Steel Cab & Electric Visor Headlight)*  
Item No. 28306



## Outside Frame Modern 4-4-0 Steam Locomotive (DCC Equipped)



Performs best on 18" radius curves or greater.

Suggested price: \$375.00 each

The prototype that inspired our On30 locomotive was a later model 4-4-0 design built at the end of the steam era. Painted and striped "as delivered," modelers can customize their locomotive with their own lettering and multiple-style accessory features.

### Features include:

- DCC-equipped for speed, direction, and lighting
- dual-mode NMRA-compliant decoder with 8-pin plug for DCC or DC operation
- flywheel drive
- idler gear box
- die-cast frame, boiler, and cab
- machined, blackened wheels
- additional die-cast detail parts
- three stack styles (cap, Rushton, tapered), and three fuel loads (wood, coal, oil) included with each model
- E-Z Mate® Mark II couplers



**PAINTED, UNLETTERED - BLACK**  
(1920s Steel Cab & Foot Board Pilot)  
Item No. 28321



**PAINTED, UNLETTERED - BLACK with  
RED WINDOWS and WHITE STRIPES**  
(1920s Wood Cab & Foot Board Pilot)  
Item No. 28322



**PAINTED, UNLETTERED - RUSSIA IRON  
with RED WINDOWS & SILVER TRIM**  
(1920s Steel Cab & Road Pilot)  
Item No. 28323



**PAINTED, UNLETTERED - BLACK with  
GRAPHITE SMOKE & FIRE BOX**  
(1930s - 1940s Wood Cab & Road Pilot)  
Item No. 28324



**PAINTED, UNLETTERED - BLACK with  
RED WINDOWS & SILVER TRIM**  
(1930s - 1940s Steel Cab & Foot Board Pilot)  
Item No. 28325



**PAINTED, UNLETTERED - BLACK with  
RED WINDOWS & WHITE PINSTRIPE**  
(1930s - 1940s Steel Cab & Foot Board Pilot)  
Item No. 28326



ALL PRODUCTS ON THESE PAGES  
EQUIPPED WITH BODY-MOUNTED  
E-Z MATE® MARK II COUPLERS



## Porter 0-4-2 Steam Locomotive (Sound Equipped)

Performs best on 18" radius curves or greater.

Suggested price: \$315.00 each

The 0-4-2's larger fuel bunker and trailing truck allowed it to travel longer distances than its "little brother," the Porter 0-4-0. They were put to work on plantation, logging, and construction roads. Bachmann is pleased to offer this popular narrow gauge steam locomotive with many premium features, including an NMRA-compliant decoder and *Soundtraxx*® *Tsunami*® sound technology so you can enjoy every authentic whistle, bell, chuff, and much more in realistic high-quality 16-bit sound.

### Features include:

- DCC sound-equipped
- dual-mode NMRA-compliant decoder
- precision can motor
- operating LED headlight
- die-cast boiler and frame
- completely hidden drive train
- choice of three smokestacks
- separate metal detail parts, including bell, whistle, and handrail
- separate Porter Company builder's plate
- detailed cab interior
- die-cast finescale drivers
- metal valve guides
- main axles with ball bearings
- *E-Z Mate*® Mark II couplers



### Decoder features include:

- authentic sound effects uniquely appropriate to each model
- three whistles to choose from in each model
- real-time whistle for creating authentic signals
- high-quality 16-bit digital sound
- advanced motor control features, including load compensation and silent drive to provide smooth, quiet operation
- supports all recognized programming methods



ALL PRODUCTS ON THESE PAGES  
EQUIPPED WITH BODY-MOUNTED  
*E-Z MATE*® MARK II COUPLERS



PAINTED, UNLETTERED - MAROON  
Item No. 28201



PAINTED, UNLETTERED - BLACK  
with MAROON & GOLD  
Item No. 28202



PAINTED, UNLETTERED - BLACK  
with WHITE PINSTRIPES  
Item No. 28203



TIOGA LUMBER CO. #3  
Item No. 28204



CLEAR LAKE LUMBER CO. #2  
Item No. 28205

## Porter 0-4-2 Steam Locomotive (DCC Equipped)



Performs best on 18" radius curves or greater.

Suggested price: \$175.00 each

The 0-4-2's larger fuel bunker and trailing truck allowed it to travel longer distances than its "little brother," the Porter 0-4-0. They were put to work on plantation, logging, and construction roads. Bachmann is pleased to offer this popular narrow gauge steam locomotive with many premium features, including an NMRA-compliant decoder.

### Features include:

- DCC-equipped for speed, direction, and lighting
- dual-mode NMRA-compliant decoder
- precision can motor
- operating LED headlight
- die-cast boiler and frame
- completely hidden drive train
- choice of three smokestacks
- separate metal detail parts, including bell, whistle, and handrail
- separate Porter Company builder's plate
- detailed cab interior
- die-cast finescale drivers
- metal valve guides
- main axles with ball bearings
- E-Z Mate® Mark II couplers



**GREENBRIER & BIG RUN LUMBER CO.**  
Item No. 28257



**TIOGA LUMBER CO. #2**  
Item No. 28259



**PAINTED, UNLETTERED - MAROON**  
Item No. 28260



**PAINTED, UNLETTERED - BLACK  
with MAROON & GOLD**  
Item No. 28261



**PAINTED, UNLETTERED - BLACK**  
Item No. 28299



## Porter 0-4-0 Steam Locomotive (Sound Equipped)

Performs best on 18" radius curves or greater.

Suggested price: \$315.00 each

With a simple, compact design perfectly suited for sharp curves and rough track, the prototype of this 8-ton "teapot with character" hissed and puffed its way through the light branchlines and industrial railroads of the steam era. Bachmann is pleased to offer this popular narrow gauge steam locomotive with many premium features, including an NMRA-compliant decoder and Soundtraxx® Tsunami® sound technology that allows you to enjoy every authentic whistle, bell, chuff, and much more in realistic high-quality 16-bit sound.

### Features include:

- DCC sound-equipped
- dual-mode NMRA-compliant decoder
- precision can motor
- constant lighting LED headlight
- operating cab windows
- die-cast boiler and frame
- completely hidden drive train
- choice of three smokestacks
- separate metal detail parts, including bell, whistle, and handrail
- separate Porter Company builder's plate
- detailed cab interior with coal bunker
- die-cast finescale drivers
- metal valve guides
- main axles with ball bearings
- E-Z Mate® Mark II couplers

### Decoder features include:

- authentic sound effects uniquely appropriate to each model
- three whistles to choose from in each model
- real-time whistle for creating authentic signals
- high-quality 16-bit digital sound
- advanced motor control features, including load compensation and silent drive to provide smooth, quiet operation
- supports all recognized programming methods



PAINTED, UNLETTERED - BLACK  
with VERTICAL CAB PANEL  
Item No. 28058



PAINTED, UNLETTERED - BLACK  
with HORIZONTAL CAB PANEL  
Item No. 28059

## Porter 0-4-0 Steam Locomotive (DCC Equipped)

Performs best on 18" radius curves or greater.

Suggested price: \$175.00 each

With a simple, compact design perfectly suited for sharp curves and rough track, the prototype of this 8-ton "teapot with character" hissed and puffed its way through the light branchlines and industrial railroads of the steam era. Bachmann is pleased to offer this popular narrow gauge locomotive with many premium features, including an NMRA-compliant decoder.

### Features include:

- DCC-equipped for speed, direction, and lighting
- dual-mode NMRA-compliant decoder
- precision can motor
- constant lighting LED headlight
- operating cab windows
- die-cast boiler and frame
- completely hidden drive train
- choice of three smokestacks
- separate metal detail parts, including bell, whistle, and handrail
- separate Porter Company builder's plate
- detailed cab interior with coal bunker
- die-cast finescale drivers
- metal valve guides
- main axles with ball bearings
- E-Z Mate® Mark II couplers



PAINTED, UNLETTERED - BLACK  
with VERTICAL CAB PANEL  
Item No. 28098



PAINTED, UNLETTERED - BLACK  
with HORIZONTAL CAB PANEL  
Item No. 28099



## Railbus & Trailer

Performs best on 18" radius curves or greater.

Suggested price: \$275.00 each



Standard gauge railbuses were produced by many manufacturers, but narrow gauge versions, though offered, were rarely seen. This inspired us to follow through on a 30-inch model that never made it past the drawing board. We're pleased to bring this design to life with models of "what might have been."

### Features include:

- DCC-equipped for speed, direction, and lighting
- dual-mode NMRA-compliant decoder with 8-pin plug
- prototypical four-wheel drive
- hidden precision motor
- hidden flywheel
- scale-speed gearing
- paint schemes based on period styles
- removable roof
- full interior with seats, stove, operator's controls, gauges, gearshift, and pedals
- painted engineer figure
- LED interior lights and operating LED marker lights (railbus and trailer)
- designed for aftermarket sound installation
- E-Z Mate® Mark II couplers



GREENBRIER & BIG RUN LUMBER CO.  
Item No. 28457



POCAHONTAS LUMBER CO.  
Item No. 28460



MIDWEST QUARRY & MINING CO.  
Item No. 28461



COLORADO MINING CO.  
Item No. 28462



LITTLE RIVER LOGGING CO.  
Item No. 28463



PAINTED, UNLETTERED  
SILVER & BLACK  
Item No. 28499



ALL PRODUCTS ON THESE PAGES  
EQUIPPED WITH BODY-MOUNTED  
E-Z MATE® MARK II COUPLERS

## Closed Streetcar (with headlights and lighted interior)

Performs best on 15" radius curves or greater.

Suggested price: \$95.00 each



**CHRISTMAS**  
Item No. 25127



**UNITED TRACTION**  
Item No. 25128

## Village Street Car Set - Christmas


with electronic auto-reversing nickel silver E-Z Track®

Item No. 25017 • Suggested price: \$250.00

Our Village Street Car Set features an electronic auto-reversing E-Z Track® system that's the perfect solution for point-to-point passenger transit on your layout. A stop time of five to seven seconds allows plenty of time for O scale shoppers and travelers to board, and a variable speed controller lets you determine the rate of travel. Then, sit back and enjoy the ride while your town or city comes to life!

**Features include:**

- street car with headlights and lighted interior
- variable speed control
- 4 pieces of 18" radius curved, auto-reversing E-Z Track®
- 3 pieces of 9" straight, auto-reversing E-Z Track®
- 1 piece of straight E-Z Track® with attached station house
- 1 Hayes bumper
- illustrated instruction manual



### ELECTRONIC AUTO-REVERSING NICKEL SILVER E-Z TRACK®

Suggested price: \$39.00 each

You can expand your auto-reversing train set or track system with Electronic Auto-Reversing Nickel Silver E-Z Track® sections. Available in 9-inch straight or 18-inch radius curved sections, this electronically equipped track is specifically designed for the open-end track configuration of our auto-reversing track system, allowing you to go virtually anywhere in your layout.



**AUTO-REVERSING 9" STRAIGHT**  
(4 per card)  
Item No. 44548

*Note: this track will not operate as reversing track unless it is used in conjunction with train set numbers 00401, 00402, 25016, 25017, or with our auto-reversing track system, Item No. 44547*



**AUTO-REVERSING 18" RADIUS CURVED**  
(4 per card)  
Item No. 44549

**18' Freight Cars (2 per box)**



**BOX CAR – OXIDE RED, DATA ONLY**  
*(includes second set of doors)*  
Item No. 26501 • \$109.00



**FLAT CAR – OXIDE RED, DATA ONLY**  
Item No. 26511 • \$79.00



**TANK CAR – SILVER, DATA ONLY**  
Item No. 26521 • \$109.00



**LOW-SIDE GONDOLA – OXIDE RED, DATA ONLY**  
Item No. 26531 • \$79.00



**HIGH-SIDE GONDOLA – OXIDE RED, DATA ONLY**  
Item No. 26541 • \$89.00



**BOX CAR with MURPHY ROOF**  
**OXIDE RED, DATA ONLY**  
*(not shown)*  
Item No. 26551 • Suggested price: \$109.00



ALL PRODUCTS ON THIS PAGE  
EQUIPPED WITH BODY-MOUNTED  
E-Z MATE® MARK II COUPLERS



## Two-Door Baggage Car (with lighted interior)

Suggested price: \$69.00 each



UNLETTERED - BURGUNDY & BLACK  
Item No. 26498



UNLETTERED - OLIVE  
Item No. 26499

## Convertible Coach/Observation Car (with lighted interior)

price to be announced

Observation railing is included with each car so you can easily convert from Coach to Observation, if desired.



PAINTED, UNLETTERED  
BURGUNDY with GOLD LINING  
*(not shown)*  
Item No. 26201



PAINTED, UNLETTERED  
OLIVE with GOLD LINING  
*(not shown)*  
Item No. 26202

## Box Car

Suggested price: \$55.00 each



BACHMANN 175<sup>th</sup> ANNIVERSARY  
Item No. 27017



CHRISTMAS FRUITCAKE CAR  
Item No. 27044



OXIDE RED - DATA ONLY  
*(not shown)*  
Item No. 27097



MINERAL RED - DATA ONLY  
*(not shown)*  
Item No. 27098

## Gondola

Suggested price: \$42.00



OXIDE RED - DATA ONLY  
Item No. 27297



BLACK - DATA ONLY  
(not shown)  
Item No. 27298

## Billboard Reefer

Suggested price: \$72.00 each



ALL PRODUCTS ON THESE PAGES  
EQUIPPED WITH BODY-MOUNTED  
E-Z MATE® MARK II COUPLERS



DAIRYMEN'S LEAGUE  
Item No. 27401



A. C. DOLE & SON DAIRY  
Item No. 27402



PIONEER VALLEY HAM & BACON  
Item No. 27403



RIVERSIDE MILK DAIRY  
Item No. 27404

## Stock Car

Suggested price: \$49.00



**PAINTED, UNLETTERED**  
Item No. 27599

## Ventilated Box Car

Suggested price: \$65.00 each



**CHESAPEAKE & DELAWARE**  
Item No. 27635




**LAWDALE**  
Item No. 27636



**BIG SANDY & CUMBERLAND**  
Item No. 27637



**ATLANTIC & DANVILLE**  
Item No. 27638



**PAINTED, UNLETTERED**  
Item No. 27699



**ALL PRODUCTS ON THESE PAGES  
EQUIPPED WITH BODY-MOUNTED  
E-Z MATE® MARK II COUPLERS**



## Flat Car

Suggested price: \$42.00 each



DENVER & RIO GRANDE WESTERN™  
Item No. 27318



BLACK - DATA ONLY  
Item No. 27398

## Tank Car

Suggested price: \$55.00 each



PAINTED, UNLETTERED - OXIDE RED  
Item No. 27197



PAINTED, UNLETTERED - SILVER  
Item No. 27198



PAINTED, UNLETTERED - BLACK  
Item No. 27199

## High-Side Gondola (with coal load)

Suggested price: \$49.00 each



DENVER & RIO GRANDE WESTERN™  
Item No. 27818



COLORADO & SOUTHERN  
Item No. 27823

## Logging and Mining Cars (three cars per box)

These cars feature die-cast frames and are packed three to a box.



ALL PRODUCTS ON THESE PAGES  
EQUIPPED WITH BODY-MOUNTED  
E-Z MATE® MARK II COUPLERS



**SKELETON LOG CARS with RESIN LOGS**  
*(three cars per box)*  
Item No. 27391 • Suggested price: \$125.00



**WOOD SIDE-DUMP CARS**  
*(three cars per box)*  
Item No. 29801 • Suggested price: \$99.00



**V-DUMP CARS**  
*(three cars per box)*  
Item No. 29802 • Suggested price: \$99.00

## Pulpwood Car (with cast resin load)

Suggested price: \$75.00 each



**GREENBRIER & BIG RUN LUMBER CO.**  
Item No. 26857



**CAROLINA PULPWOOD & PAPER CO.**  
Item No. 26878



Have a question? You can  
"Ask the Bach-Man" on  
our message board at  
[www.bachmanntrains.com/](http://www.bachmanntrains.com/)



## Camp Cars

Suggested price: \$65.00 each

A successful logging operation needs its crew and equipment to be in top condition, and our camp cars deliver the supplies and services to keep your backwoods line running smoothly. All feature metal wheels and arch bar trucks.



SAW FILER'S CAR  
Item No. 26994



MAINTENANCE-OF-WAY CAR  
Item No. 26995



DINING CAR  
Item No. 26996



COMMISSARY CAR  
Item No. 26997



BUNK CAR  
Item No. 26998

## Caboose (with lighted interior)

Suggested price: \$65.00 each



MIDWEST QUARRY & MINING COMPANY #7  
Item No. 27761



COLORADO MINING #3  
Item No. 27762



## Wood Side-Door Caboose (with lighted interior)

Suggested price: \$85.00 each

ALL PRODUCTS ON THIS PAGE  
EQUIPPED WITH BODY-MOUNTED  
E-Z MATE® MARK II COUPLERS



**SANDY RIVER & RANGELEY LAKE**  
Item No. 26777



**PAINTED, UNLETTERED - CABOOSE RED**  
Item No. 26796



**PAINTED, UNLETTERED - OXIDE BROWN**  
Item No. 26797



**PAINTED, UNLETTERED - OXIDE RED**  
Item No. 26798



**PAINTED, UNLETTERED - YELLOW & BLACK**  
Item No. 26799



## Complete Trucks with Wheels



**ARCH BAR FREIGHT TRUCKS**  
Item No. 29901  
Suggested price: \$18.00 per pair



**DIE-CAST PASSENGER TRUCKS**  
Item No. 29902  
Suggested price: \$18.00 per pair



**LONG WHEELBASE  
ARCH BAR FREIGHT TRUCKS**  
Item No. 29903  
Suggested price: \$21.00 per pair



**LOW FRAME 4'1"  
ARCH BAR FREIGHT TRUCKS**  
Item No. 29904  
Suggested price: \$21.00 per pair



**VULCAN FREIGHT TRUCKS**  
Item No. 29905  
Suggested price: \$18.00 per pair

## Accessories



**FREIGHT CAR UNDERFRAME - BLACK**  
*(3 per pack)*  
Item No. 29906 • Suggested price: \$25.00



**FREIGHT CAR UNDERFRAME - OXIDE RED**  
*(3 per pack)*  
Item No. 29907 • Suggested price: \$25.00



**LOG SKIDDER**  
*(non-operating; 1 per box)*  
Item No. 27301 • Suggested price: \$40.00



**2-6-0 PILOTS with OPERATING  
MAGNETIC COUPLERS**  
*(2 per pack)*  
Item No. 29908 • Suggested price: \$16.00



**RESIN PULPWOOD LOAD**  
*(1 per pack)*  
Item No. 29910 • Suggested price: \$39.00

## 1:20.3 C-19 Steam Locomotive

Performs best on 8' diameter curves or greater.

Suggested price: \$1575.00 each

This groundbreaking Large Scale C-19 2-8-0 model has many advanced features not offered by any other manufacturer of model trains, including:

- powerful precision-balanced can motor connected to an all-metal gearbox and gears with appropriate gear reduction combine to create an eight-wheel drive system with superior performance at realistic speeds
- equalized locomotive suspension system to provide super-smooth operation on uneven track
- electrical pickup from all drive wheels and both tender trucks
- advanced nonproprietary plug-and-play electronic printed circuit board to accommodate the control systems of your choice, including DC power, NMRA/NEM DCC, and/or RC operation
- choose track or battery power pickup, operation according to NMRA or Large Scale railroading practices, and motor power on/off
- choose either DCC or DC operation of the smoke unit, cab lights, realistic firebox flicker and ash pan glow, and classification lights
- two optical sensors, one in each cylinder, give you the option of adjusting the timing and count of steam chuffs
- factory-installed speaker, with wire pigtail, for easy installation of optional aftermarket sound system\*
- constant lighting of the LED headlight, classification lights, and cab light using soft white LED technology
- Johnson bar is connected to the fully adjustable inside Stephenson valve gear by a scale reach bar for reversing linkage that operates per prototype
- accurately reflects all the details found on the prototype road number modeled



D&RGW™ #345 - FLYING GRANDE with SHORT TENDER  
Item No. 83194



D&RGW™ #345 - BUMBLE BEE with SHORT TENDER  
Item No. 83195

\* Separate-sale DCC decoder with prototypical sound available from *SoundTraxx*® ([www.soundtraxx.com](http://www.soundtraxx.com))



1:20.3 C-19 Steam Locomotive (continued)



D&RGW™ #346 - ROYAL GORGE HERALD with LONG TENDER  
Item No. 83196



RGS #40 - SUNRISE HERALD with SHORT TENDER  
Item No. 83197



PAINTED, UNLETTERED - BLACK with SHORT TENDER  
Item No. 83198



PAINTED UNLETTERED - BLACK with RED & WHITE TRIM with LONG TENDER  
Item No. 83199

\* Separate-sale DCC decoder with prototypical sound available from *SoundTraxx*® ([www.soundtraxx.com](http://www.soundtraxx.com))



## 1:20.3 55-Ton Three-Truck Shay (Sound Equipped)

Performs best on 8' diameter curves or greater.

Suggested price: \$1500.00 each

Inspired by a classic Lima steel cab design (circa 1908 – 1915), this Shay was created through extensive research and our continued commitment to 1:20.3 finescale railroading.

**Features include:**

- DCC sound-equipped
- die-cast construction, including die-cast gear boxes
- all-wheel drive
- steel cab with detailed interior
- numerous detail parts
- operating headlight and backup light
- operating smoke unit
- three-position polarity switch for conformance to NMRA standards or large scale model railroading practices, and a center/off position




Decoder features include:

- authentic sound effects uniquely appropriate to each model
- three whistles to choose from in each model
- real-time whistle for creating authentic signals
- high-quality 16-bit digital sound
- advanced motor control features, including load compensation and silent drive to provide smooth, quiet operation
- supports all recognized programming methods



**LITTLE RIVER LUMBER CO. #2147**  
Item No. 82697



**PAINTED, UNLETTERED - BLACK**  
with RED & WHITE TRIM  
Item No. 82699

## Shay Power Trucks with Die-Cast Power Blocks

Suggested price: \$340.00

We're happy to offer new technology for an old favorite in the *Spectrum*® line with backward-compatible *Shay Power Trucks*. Die-cast power blocks and improved pickup make this a "must have" item for Large Scale Shay modelers and kitbashers.



**SHAY POWER TRUCKS – 1 PAIR**  
(with die-cast power blocks)  
Item No. 88999

**SOUND ON BOARD**

## 1:20.3 55-Ton Three-Truck Shay

Performs best on 8' diameter curves or greater.

Suggested price: \$1300.00 each

Inspired by a classic Lima steel cab design (circa 1908 – 1915), this Shay was created through extensive research and our continued commitment to 1:20.3 finescale railroading.

**Features include:**

- DCC ready with factory-installed 8-pin socket for DCC decoder installation of your choice
- die-cast construction, including die-cast gear boxes
- all-wheel drive
- steel cab with detailed interior
- numerous detail parts
- operating headlight and backup light
- operating smoke unit
- three-position polarity switch for conformance to NMRA standards or large scale model railroading practices, and a center/off position



OREGON LUMBER COMPANY #110  
Item No. 82494



MEADOW RIVER LUMBER COMPANY #7  
Item No. 82496



PAINTED, UNLETTERED – BLACK with RED & WHITE TRIM  
Item No. 82498



PAINTED, UNLETTERED – BLACK  
Item No. 82499



## 1:20.3 Two-Truck Climax (Sound Equipped)

Performs best on 4' diameter curves or greater.

Suggested price: \$1500.00 each



The Class "B" two-truck locomotive, introduced by Climax in 1893, featured a horizontal boiler with slanted cylinders. The new design was an instant success and quickly became Climax's most popular model, remaining so throughout the company's history. Bachmann is proud to present this Climax model with *Soundtraxx*® *Tsunami*® sound technology that allows you to enjoy every authentic whistle, bell, chuff, and much more in realistic high-quality 16-bit sound.

### Features include:


- DCC sound-equipped
- nonproprietary plug-and-play electronics interface to accommodate the control system of your choice, including DC, NMRA DCC, and radio control/battery operation
- choose track or battery power pickup, operation according to NMRA or Large Scale railroading practices, motor power on/off, and DCC or DC operation of cab lights, firebox flicker, and ash pan glow with a center "off" position
- switch behind the smoke box door with center "off" position to choose either DCC or DC operation of the smoke unit
- optical sensors in the locomotive that give you the option of adjusting the timing and count of steam chuffs
- realistic firebox flicker and ash pan glow
- electrical pickup on all wheels
- precision-balanced can motor
- super-detailed power trucks with accurate sideframes, brake beams, brake hangers, brake shoes, and distinctive Climax spoked drivers
- die-cast metal I beam frames and motor mounts
- prototypically correct operating Johnson bar and inside Stephenson valve gear
- constant lighting of the LED headlight and cab light
- numerous prototype details including blackened metal handrails and coupler lift bars; air pump; accurately scaled sand lines and additional piping; brass bell, pop valves, and whistle; electric generator; and scale rivet detail
- choice of three smokestack styles
- locomotive cab with operating doors, windows and roof hatch, authentically detailed with globe valves, water sight glass, gauges, throttle, air brake stand, reversing (Johnson) bar, and piping
- choice of coal or oil fuel load



CLEAR LAKE LUMBER CO. #7  
Item No. 86093

### Decoder features include:

- authentic sound effects uniquely appropriate to each model
- three whistles to choose from in each model
- real-time whistle for creating authentic signals
- high-quality 16-bit digital sound
- advanced motor control features, including load compensation and silent drive to provide smooth, quiet operation
- supports all recognized programming methods



ELK RIVER COAL & LUMBER CO. #4  
Item No. 86094

1:20.3 Two-Truck Climax (Sound Equipped) (continued)



CLIMAX #3  
*(demonstrator)*  
Item No. 86095



BAYSIDE LUMBER CO. #4  
Item No. 86096



PAINTED, UNLETTERED – BLACK with  
WHITE RUNNING BOARD STRIPING  
Item No. 86097



PAINTED, UNLETTERED – BLACK with RED WINDOWS,  
WHITE PINSTRIPING, & WHITE RUNNING BOARDS  
Item No. 86098



## 1:20.3 Two-Truck Climax Locomotive

Performs best on 4' diameter curves or greater.

Suggested price: \$1350.00 each

The Class "B" two-truck locomotive, introduced by Climax in 1893, featured a horizontal boiler with slanted cylinders. The new design was an instant success and quickly became Climax's most popular model, remaining so throughout the company's history.

**Features include:**

- ready for decoder installation of your choice
- nonproprietary plug-and-play electronics interface to accommodate the control system of your choice, including DC, NMRA DCC, and radio control/battery operation
- choose track or battery power pickup, operation according to NMRA or Large Scale railroading practices, motor power on/off, and DCC or DC operation of cab lights, firebox flicker, and ash pan glow with a center "off" position
- switch behind the smoke box door with center "off" position to choose either DCC or DC operation of the smoke unit
- optical sensors in the locomotive that give you the option of adjusting the timing and count of steam chuffs
- realistic firebox flicker and ash pan glow
- electrical pickup on all wheels
- precision-balanced can motor
- super-detailed power trucks with accurate sideframes, brake beams, brake hangers, brake shoes, and distinctive Climax spoked drivers
- die-cast metal I beam frames and motor mounts
- prototypically correct operating Johnson bar and inside Stephenson valve gear
- constant lighting of the LED headlight and cab light
- numerous prototype details including blackened metal handrails and coupler lift bars; air pump; accurately scaled sand lines and additional piping; brass bell, pop valves, and whistle; electric generator; and scale rivet detail
- choice of three smokestack styles
- locomotive cab with operating doors, windows and roof hatch, authentically detailed with globe valves, water sight glass, gauges, throttle, air brake stand, reversing (Johnson) bar, and piping
- choice of coal or oil fuel load



**CLEAR LAKE LUMBER CO. #6**  
Item No. 85093



**ELK RIVER COAL & LUMBER CO. #3**  
Item No. 85094



## 1:20.3 Two-Truck Climax Locomotive (continued)



CLIMAX #2  
*(demonstrator)*  
Item No. 85095



BAYSIDE LUMBER CO. #3  
Item No. 85096



PAINTED, UNLETTERED – BLACK with  
WHITE RUNNING BOARD STRIPING  
Item No. 85097



PAINTED, UNLETTERED – BLACK with RED WINDOWS,  
WHITE PINSTRIPING, & WHITE RUNNING BOARDS  
Item No. 85098



## 1:20.3 Baldwin 2-6-6-2 Articulated Saddle Tank Locomotive

Performs best on 8' diameter curves or greater.

Suggested price: \$1425.00 each

The 1920s marked the end of a logging push in the northwestern United States, where lumber companies needed more powerful engines to efficiently handle greater load capacities and quicker turnaround times demanded by the ever-increasing distances from the logging camps to the sawmills. In 1928, Biles Coleman Lumber Company approached the Baldwin Locomotive Works with a request for a narrow gauge 2-6-6-2 capable of handling operations on a recently developed twenty mile logging line. Baldwin responded with a scaled down version of an existing standard gauge design, which was promptly approved by Biles Coleman. Unfortunately, the Great Depression intervened and Biles-Coleman never placed an order with Baldwin. After more than 80 years, we're finishing the job with this exquisite model.

### *Features include:*

- nonproprietary plug-and-play electronics interface to accommodate the control system of your choice, including DC, NMRA DCC, and radio control/battery operation
- two custom wound motors with flywheels
- two idler gear boxes
- prototypical equalized chassis under both power assemblies
- all-wheel driver pickup
- die-cast scale knuckle couplers, front and rear
- constant lighting of LED headlight, cab light, and rear light
- easy access to four switches in boiler to choose track or battery power pickup, operation according to NMRA or large scale model railroading practices, motor power on/off with or without lights, and center "off" position for DCC or DC operation of cab light and firebox flicker
- switch behind smokebox door with center "off" position for DCC or DC operation of smoke unit
- die-cast offset shank couplers also included for use with other popular brands of narrow gauge couplers



## 1:20.3 Baldwin 2-6-6-2 Articulated Saddle Tank Locomotive (continued)



LITTLE RIVER LOGGING CO.  
Item No. 82894



YELLOW PINE LUMBER CO.  
Item No. 82895



OREGON LUMBER CO.  
Item No. 82896



WEST VIRGINIA PAPER & PULP CO.  
Item No. 82897



## 1:20.3 Baldwin 2-4-4 Forney Locomotive

Performs best on 8' diameter curves or greater.

Suggested price: \$1250.00 each

Matthias Forney's locomotive was designed to power elevated and surface commuter railroads in America's rapidly growing cities. It was very successful in this role but its success seemed short-lived due to the electrification of these rail lines. The unique design of Forney's locomotive enabled it to live on and made it an ideal form of motive power on railroads hauling stone in quarries, pulling log trains, and harvesting rubber on plantations as far away as Brazil. Bachmann continues this tradition by bringing you a revolutionary design from the past and updating it with exciting new engineering features from the present.

### Features include:

- nonproprietary plug-and-play electronics interface to accommodate the control system of your choice, including DC, NMRA DCC, and radio control/battery operation
- custom wound motor with flywheel
- heavy-duty driver and trailing truck electrical pickup
- exclusive truck locking mechanisms for multiple radii curve operation
- LED headlight and cab lighting
- highly detailed cab interiors featuring sliding windows and operating doors
- die-cast scale knuckle couplers front and rear
- switch behind smokebox door with center "off" position for DCC or DC operation of smoke unit
- moveable ash pan grates with authentic ash pan "glow"
- glowing firebox (load compensated)
- blackened die-cast metal running gear featuring optical sensors for aftermarket sound synchronization
- hand-tooled coal load
- brass bell with bell chord
- numerous die-cast detail parts including pop valves, whistle, and piping
- easy access to electronics in coal bunker



OUTSIDE FRAME  
SANDY RIVER & RANGELEY LAKE #12  
Item No. 80996



INSIDE FRAME  
SANDY RIVER & RANGELEY LAKE #11  
Item No. 80997



OUTSIDE FRAME  
PAINTED, UNLETTERED - BLACK  
Item No. 80998

## 1:20.3 Baldwin 2-4-4 Forney Locomotive (continued)



INSIDE FRAME  
PAINTED, UNLETTERED - BLACK  
Item No. 80999



## 1:20.3 Scale Narrow Gauge 4-4-0 American Steam Locomotive



Performs best on 8' diameter curves or greater.

Suggested price: \$995.00 each

The 1876 Centennial Exhibition, which marked the 100th anniversary of our Nation's birth, was a showcase of the American spirit in industry and culture. Several locomotive manufacturers supplied motive power for the Exhibition's 3.5 mile passenger railroad, but a Baldwin 4-4-0 was the standout performer.

The Baldwin 4-4-0 went on to play a key role in the development and growth of U.S. narrow gauge railroads, and then served lines throughout the world. This style of locomotive was used more than any other in nearly every variety of service throughout the United States.

### Features include:

- LED headlight
- polarity selector switch for operation according to NRMRA standards or large scale model railroading practice
- smoke generator with on-off switch
- load-synchronized LEDs in firebox and ashpan for realistic fire glow
- precision can motor
- metal frame
- complete backhead detail
- fully operational Stephenson valve gear with operating piston valves, Johnson bar and linkage
- numerous separate detail parts
- metal handrails and piping
- prototypical, sprung axle bearings
- chemically blackened, machined metal wheels
- scale coupler pockets



PAINTED, UNLETTERED - OLIVE GREEN & RUSSIA IRON  
Item No. 81392

## 1:20.3 Scale Narrow Gauge 0-4-0 Side Tank Porter

Performs best on 4' diameter curves or greater.

Suggested price: \$325.00 each

Representing a stock model right off the pages of an H.K. Porter catalog, this side tank locomotive was commonly used in a variety of switching and industrial applications. Our 1:20.3 0-4-0 Side Tank Porter offers your railroad a tank configuration option to meet the needs of your growing industry.

### Features include:

- DCC ready with factory-installed 8-pin socket for DCC decoder installation of your choice
- operating headlight
- smoke generator with on/off switch
- prototypical cab style
- full backhead detail
- heavy-duty can motor
- hidden gear box
- metal connecting rods and main rods
- three-position polarity switch for conformance to NMRA standards or large scale model railroading practices, and a center/off position



COLORADO MINING COMPANY  
Item No. 82596



MIDWEST QUARRY & MINING CO.  
Item No. 82597



PAINTED, UNLETTERED – BLACK with RED & WHITE TRIM  
Item No. 82598



PAINTED, UNLETTERED – BLACK  
Item No. 82599





## 1:20.3 Scale Narrow Gauge Rail Truck

Performs best on 4' diameter curves or greater.

Suggested price: \$400.00 each

Along with the financial devastation of the Great Depression, the Rio Grande Southern faced natural disaster as well when a mudslide cut the railroad into two pieces. A divided line severely reduced rail traffic, and the struggle to remain financially solvent in the face of these difficulties inspired the RGS to develop Motor Car #1, a cost-effective solution to severely reduced passenger and freight traffic. Based on the replica of Rio Grande Southern Motor #1 that resides in Colorado's Ridgeway Railroad Museum, our large scale *Rail Truck* brings whimsy and realism to narrow gauge modeling.

**Features include:**

- DCC ready with connection points for installation of 6- or 8-wire harness decoder
- powered by realistic drive-shaft
- die-cast frame, bed, and hood
- LED headlights and rear marker light
- full interior with seats and instrument panel



PAINTED, UNLETTERED – RED & BLACK  
Item No. 82394



PAINTED, UNLETTERED – SILVER & BLACK  
Item No. 82395



PAINTED, UNLETTERED – BLACK  
Item No. 82396



PAINTED, UNLETTERED – GREEN & BLACK  
Item No. 82398



PAINTED, UNLETTERED – YELLOW & BLACK  
Item No. 82397



RIO GRANDE SOUTHERN #1  
Item No. 82399



## 1:20.3 Narrow Gauge Rolling Stock

### Box Car with Murphy Roof

Performs best on 8' diameter curves or greater.

Suggested price: \$230.00 each



**COLORADO & SOUTHERN**  
Item No. 88695



**DENVER & RIO GRANDE WESTERN™**  
Item No. 88696



**FLORENCE & CRIPPLE CREEK**  
Item No. 88697



**PAINTED, DATA ONLY - OXIDE RED**  
Item No. 88698



**PAINTED, DATA ONLY - OXIDE BROWN**  
Item No. 88699



Have a question? You can "Ask the Bach-Man" on our message board at [www.bachmanntrains.com!](http://www.bachmanntrains.com!)

## 1:20.3 Narrow Gauge Rolling Stock (continued)

### Box Car

Performs best on 8' diameter curves or greater.

Suggested price: \$225.00 each



PACIFIC COAST  
Item No. 88098

### Frameless Tank Car

Performs best on 8' diameter curves or greater.

Suggested price: \$265.00 each



GRAMPS #88174  
Item No. 88493



GRAMPS #88169  
Item No. 88494



PAINTED, UNLETTERED - BLACK  
Item No. 88497



PAINTED, UNLETTERED - SILVER  
Item No. 88498



PAINTED, UNLETTERED - OXIDE RED  
Item No. 88499



## 1:20.3 Narrow Gauge Rolling Stock (continued)

### Framed Tank Car

Performs best on 8' diameter curves or greater.

Suggested price: \$240.00 each



**WHITE PASS & YUKON #59**  
Item No. 88195



**PAINTED, UNLETTERED - BLACK**  
Item No. 88197



**PAINTED, UNLETTERED - SILVER**  
Item No. 88198



**PAINTED, UNLETTERED - OXIDE RED**  
Item No. 88199



## 1:20.3 Narrow Gauge Rolling Stock (continued)

### Long Caboose

Performs best on 8' diameter curves or greater.

Suggested price: \$325.00 each

We believe every train needs a caboose, and the remarkable detailing of our 1:20.3 Long Caboose makes it the perfect complement to any narrow gauge consist.

**Features include:**

- designed to operate on DC, DCC, or battery power layouts
- 8-pin socket for standard DCC decoder
- operating cupola windows (cupola style per prototype)
- removable roof
- lighted and detailed interior with bunks, seats, stove, piping, and simulated kerosene lamps
- blackened brass ladders
- die-cast caboose trucks with operating leaf springs
- metal wheels
- die-cast scale knuckle couplers (body-mounted coupler pockets for wide radius use only)
- offset shank couplers also included for use with other popular brands of narrow gauge couplers (1:22.5)
- two underside switches to choose battery, DC, or DCC operation and activation of table lights, marker lights, or both with center "off" position



DENVER & RIO GRANDE  
WESTERN™ #0505  
Item No. 88795



RIO GRANDE SOUTHERN™  
with SINGLE WINDOW CUPOLA  
Item No. 88796



RIO GRANDE™  
"FLYING GRANDE"  
Item No. 88797



PAINTED, UNLETTERED  
OXIDE BROWN  
Item No. 88798



PAINTED, UNLETTERED  
OXIDE RED  
Item No. 88799

## Shay Power Trucks with Die-Cast Power Blocks

Suggested price: \$340.00

We're happy to offer new technology for an old favorite in the *Spectrum*® line with backward-compatible *Shay Power Trucks*. Die-cast power blocks and improved pickup make this a "must have" item for Large Scale Shay modelers and kitbashers.




**SHAY POWER TRUCKS – 1 PAIR**  
*(with die-cast power blocks)*  
Item No. 88999

## 1:20.3 Scale Accessories



**OFFSET SHANK COUPLERS**  
*(3 pairs per card)*  
Item No. 88012 • Suggested price: \$30.00



**K-27 SWITCHER PILOT**  
Item No. 88015 • Suggested price: \$23.00



**K-27 ROAD PILOT**  
Item No. 88016 • Suggested price: \$23.00



**K-27 DOGHOUSE with INTERIOR**  
Item No. 88017 • Suggested price: \$26.00



**1:20.3 FINESCALE 32.5mm WHEEL SETS**  
*(4 per card)*  
Item No. 88071 • \$32.00



**1:20.3 FINESCALE 4' ARCH BAR  
FREIGHT TRUCKS**  
*(2 per card)*  
Item No. 88072 • \$79.00





## NATIONAL SALES OFFICE

1400 East Erie Avenue  
Philadelphia, PA 19124 USA  
*Telephone:* 215-533-1600  
*Fax:* 215-744-4699  
[www.bachmanntrains.com](http://www.bachmanntrains.com)

## UNITED KINGDOM

Bachmann Europe PLC.  
Moat Way, Barwell  
Leicestershire LE9 8EY  
United Kingdom  
*Telephone:* 44-1455-841756  
*Fax:* 44-1455-841787  
[www.bachmann.co.uk](http://www.bachmann.co.uk)

## GERMANY

Bachmann Europe PLC.  
Niederlassung Deutschland  
Am Umspannwerk 5  
D-90518 Altdorf Bei Nürnberg  
Germany  
*Telephone:* 49-9187-9722-0  
*Fax:* 49-9187-9722-22  
[www.liliput.de](http://www.liliput.de)

We strive to provide accurate information, but production issues sometimes occur that may alter the features of a particular item. Therefore, final product or pricing may vary from the information presented on these pages.

### Thousands of Parts, in All Scales, Now Available Online

To order Bachmann parts from our Online Parts Catalog, visit the Parts & Service section of [www.bachmanntrains.com](http://www.bachmanntrains.com) and click on the "Order Parts" image. You can also contact the Parts Team at [parts@bachmanntrains.com](mailto:parts@bachmanntrains.com) or call 1-800-356-3910 (within the United States) for more information.

If your Bachmann train product should need service, please contact our service department.

### SERVICE DEPARTMENT

Bachmann Industries, Inc.  
1400 East Erie Avenue  
Philadelphia, Pennsylvania 19124

1-800-356-3910  
[service@bachmanntrains.com](mailto:service@bachmanntrains.com)



Have a question? You can "Ask the Bach-Man" on our message board at [www.bachmanntrains.com](http://www.bachmanntrains.com)!