

BACHMANN TRAINS

2 0 0 8

1833-2008 **BACHMANN**
175
Celebrating 175 Years of Quality



Now that's the way to run a railroad!®





Henry G. Bachmann

Founded in 1833 as a manufacturer of ivory and tortoise shell combs, barrettes, and umbrella and cane handles, the company now known as Bachmann Industries, Inc. began a 175-year commitment to quality that continues to this day.

In the early days, Henry G. Bachmann was renowned for superior craftsmanship, taking top prizes in the nation's 1876 Centennial Exposition in Philadelphia. However, at the turn of the century, fashions changed and the company began manufacturing celluloid (the first plastic) side combs to keep pace. As women began to "bob" their hair around 1910, the change in hairstyle put an end to the side comb business. Bachmann bounced back in 1912, becoming the second firm in the nation to manufacture celluloid eyeglass frames, referred to as zylonite in the optical trade at the time. Bachmann later became the world's largest manufacturer of sunglasses, producing Winchester shooting glasses, Doug Sanders golfing glasses, Solarex sunglasses, and Stein Erickson skiing glasses, which were used by Olympic Ski Teams.

Bachmann Brothers was a pioneer in the use of plastics and developed many injection molding techniques. In order to satisfy the demand for mass production, the company left its original Philadelphia home (across the street from Independence Hall) in 1929 and moved to 1400 East Erie Avenue, a facility it still occupies. With the outbreak of World War II, Bachmann turned much of its production to the war effort, and a wide variety of products followed, such as military protective eyewear, and submarine battery caps. Following the War, Bachmann developed snap together paint-by-number hobby kits, such as "Birds of the World," "Dogs of the World," and "Animals of the World." During the 1950s and 1960s, the product line included car battery caps, infant feeding utensils, cigar holders, poker chips, and Par-T-Ware favor baskets, cake decorations, and candle holders. Bachmann enjoyed continued popularity as the number one producer of novelty sunglasses, attracting the attention of Walt Disney. Disney authorized special edition Daniel Boone sunglasses with a rifle trim piece in support of the popular television series, and even paid a personal visit to the Erie Avenue facilities to see how the glasses were made. However, the company's greatest impact on the average person began with a simple product—a toy.



Hand-carved ivory cane handles were among the first products offered by Bachmann.

Bachmann first entered the hobby market in 1947 with the *Plasticville*® U.S.A. line. Beginning with rustic fences and picket fences, our *Plasticville*® line expanded to include easy-to-assemble building kits and scenery accessories. *Plasticville*® products were an immediate success with model railroaders, who used the items to make their layouts more elaborate and realistic. Production on *Plasticville*® in both HO and O scale continued through the decades, and the line remains popular today.

Encouraged by the success of *Plasticville*®, Bachmann entered the model train marketplace at "full steam" in 1969 with an N scale electric train set. The following year, an HO set was offered. Since then, Bachmann has thrived in the hobby market, producing thousands of train sets, separate-sale locomotives, rolling stock, and accessories. In recent history, the company has enjoyed much success with licensed offerings such as HO scale *Thomas & Friends*™ products, the HO scale *Shrek's Holiday Special*, *Walt Disney's Carolwood Pacific Railroad*, and *Hershey's™ Express* sets, and HO and N scale *Amtrak Acela*® sets and separate sale items.

In 1987, Bachmann introduced the premium *Spectrum*® line. The *Spectrum*® philosophy is to produce the highest quality products at affordable prices, giving hobbyists the chance to own trains that were otherwise out of reach for the average modeler. The first locomotive in the line, the *GE 44 Ton Switcher*, is still produced today, and is one of our most popular locomotives. As a testament to the line's success, many *Spectrum*® locomotives were recognized in Model Railroader magazine's Reader's Choice Awards, taking multiple Product of the Year, Locomotive of the Year, and Rolling Stock of the Year honors.

In our 175th year, Bachmann Trains remains at the forefront of the hobby industry as the world's largest producer of N, HO, O, On30 and Large Scale model railroading products. Our continuing commitment to quality can be seen in the 2007 addition of *Williams by Bachmann* O gauge electric trains and throughout our product offerings, with industry-leading brands such as *E-Z Command*® DCC, *Spectrum*®, *E-Z Track*®, *Plasticville*® U.S.A., *Big Haulers*® large scale products, *Silver Series*® rolling stock, *E-Z Mate*® couplers, *E-Z Lube*® lubricants, and *SceneScapes*™ scenery. You can join us in the celebration simply by turning the pages of this catalog to learn more about our groundbreaking 1:20.3 K-27 Locomotive (shown on the cover and page 238), the *Dynamis*® wireless DCC system (page 31), our HO scale *Thomas & Friends*™ line (page 3), DCC Sound on Board™ locomotives (page 161), and our complete line of railroading products.

1833-2008 **BACHMANN**
175
Celebrating 175 Years of Quality

Bachmann Trains celebrates a 175-year commitment to quality with special edition anniversary box cars. Decorated with logos of many popular Bachmann brands, these collectible cars are excellent additions to your HO, On30, or Large Scale railroad.

We invite you to join us in the celebration of our 175th anniversary. Visit your local hobby retailer to learn more about these commemorative box cars and our complete line of railroading products.

Now that's the way to run a railroad!

BACHMANN 175th ANNIVERSARY CARS



HO SCALE
 Item No. 17024 • \$16.00



On30 SCALE
 Item No. 27017 • \$35.00



LARGE SCALE
 Item No. 93374 • \$65.00

Set design and cover photo by Ken Patterson.

Bachmann Industries, Inc. is an official licensee of CSX Corporation and is authorized to use trademarks owned and/or registered by CSX Corporation.

Products bearing Union Pacific, Chicago & NorthWestern, Denver & Rio Grande Western, Missouri Pacific, Pacific Fruit Express, Rio Grande, Southern Pacific, and Western Pacific marks are under trademark license from Union Pacific Railroad Company.

Table of Contents

HO Scale

Thomas & Friends™	3
Licensed Train Sets	12
Train Sets	15
<i>E-Z Command</i> ® DCC	28
DCC-Equipped Locomotives	36
Motive Power	50
Rolling Stock.....	62
<i>Plasticville</i> ®, U.S.A. Built-Ups & Building Kits.....	76
Accessories.....	80
Miniature Figures	82
<i>E-Z Track</i> ® and Accessories	83
<i>E-Z Mate</i> ® Couplers	92

N Scale

Train Sets	93
Motive Power	99
Rolling Stock.....	104
Buildings and Accessories	109
<i>E-Z Track</i> ® and Accessories	112

O Scale

<i>Plasticville</i> ®, U.S.A. Built-Ups, Building Kits, and Accessories	114
---	-----

Large Scale Big Haulers

Train Sets	122
Motive Power	136
Rolling Stock.....	139
Figures and Accessories.....	151
Track and Accessories	152

SceneScapes™

Grass Mats and Trees.....	153
Landscaping	155

Lubricants and Power Packs

<i>E-Z Lube</i> ® Lubricants	159
Power Packs.....	160

Spectrum® Products



DCC Sound-Equipped Locomotives.....	161
-------------------------------------	-----

HO Scale

Train Sets	172
Amtrak® Models.....	176
Motive Power and Tenders	178

N Scale

Amtrak® Models.....	198
Motive Power and Tenders	200

On30 Scale

Train Sets	210
Motive Power	216
Rolling Stock.....	225
Accessories.....	237

Large Scale

Motive Power	238
Rolling Stock.....	248
Accessories.....	252

Thomas' Holiday Special

an E-Z Track® set

Item No. 00682 • Standard Pack: 3 • \$135.00



Thomas is hauling the Sodor holiday tree and won't let a little snow stand in his way. Wearing a familiar hat and armed with his trusty plow, this Really Useful Engine and his festive freight cars deliver winter fun to one and all.

This ready-to-run train set includes:

- Thomas the Tank Engine™ with plow, holiday hat, and moving eyes

- Open Wagon and tree with international-style hook and loop couplers
- candy cane Tank Car with international-style hook and loop couplers
- decorated Coach with international-style hook and loop couplers
- 47" x 38" oval of snap-fit E-Z Track® with 12 pieces of curved track, 1 piece of straight track, and 1 straight plug-in terminal rerailer
- power pack and speed controller
- illustrated instruction manual



Speed Controller with Plug-In Wiring



Thomas' Eyes Move Side to Side

Emily's Passenger Train

an E-Z Track® set

Item No. 00684 • Standard Pack: 3 • \$145.00



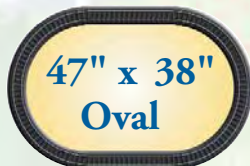
Emily is a beautiful engine with shiny paintwork and gleaming brass fittings. After bravely rescuing two of her railway friends, Sir Topham Hatt rewarded Emily with a brand new pair of coaches. Now you can ride along with Emily as she proudly displays her splendid passenger cars to all of Sodor.

This ready-to-run train set includes:

- Emily locomotive with moving eyes
- Emily's Coach with international-style hook and loop couplers
- Emily's Brake Coach with international-style hook and loop couplers
- 47" x 38" oval of snap-fit E-Z Track® with 12 pieces of curved track, 1 piece of straight track, and 1 straight plug-in terminal rerailer
- power pack and speed controller
- illustrated instruction manual



Speed Controller with Plug-In Wiring




Emily's Eyes Move Side To Side



HIT entertainment

© 2008 Gullane (Thomas) Limited.



Thomas' Eyes
Move Side to Side

Deluxe Thomas with Annie and Clarabel

an E-Z Track® set

Item No. 00644 • Standard Pack: 3 • \$140.00

Thomas the Tank Engine™ and his passenger coaches Annie and Clarabel have started on a magical journey across the Island of Sodor. Back at the station, Sir Topham Hatt sends Harold the Helicopter and Bertie the Bus to keep an eye on Thomas to make sure he arrives on time. With our *Deluxe Thomas with Annie and Clarabel* train set, you can relive the stories seen in the *Thomas & Friends*™ books, television shows, videos and feature films, or create your own railway adventures.

This ready-to-run train set includes:

- Thomas the Tank Engine™ with moving eyes
- Annie coach with international-style hook and loop couplers
- Clarabel coach with international-style hook and loop couplers
- Bertie the Bus
- Harold the Helicopter
- Sir Topham Hatt figure
- 56" x 38" oval of snap-fit E-Z Track® with 12 pieces of curved track, 3 pieces of straight track, and 1 straight plug-in terminal rerailer
- power pack and speed controller
- illustrated instruction manual



BERTIE
the BUS



SIR
TOPHAM HATT



HAROLD
the HELICOPTER



Speed Controller
with Plug-In Wiring



56" x 38"
Oval

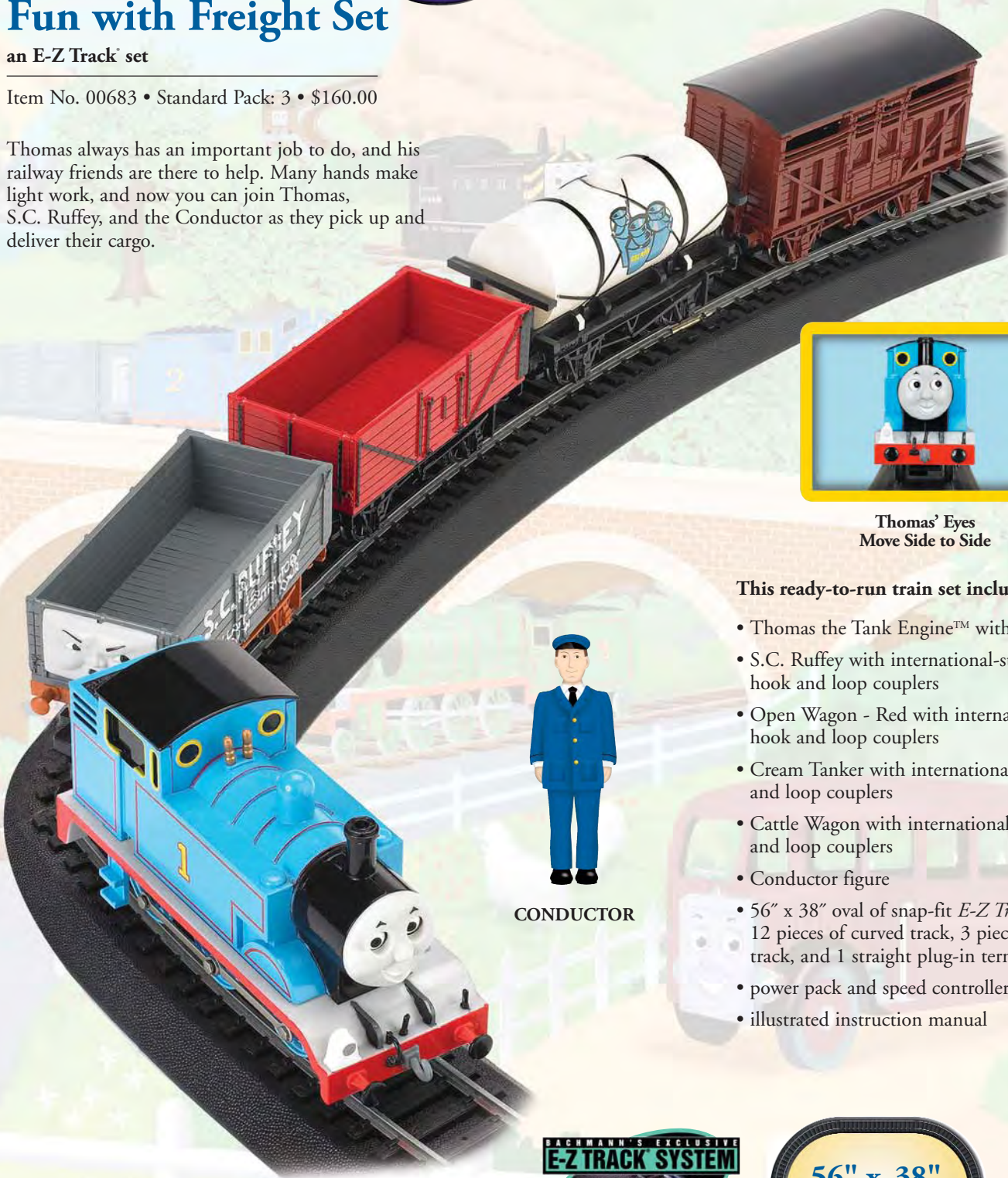
Thomas' Fun with Freight Set

NEW

an E-Z Track® set

Item No. 00683 • Standard Pack: 3 • \$160.00

Thomas always has an important job to do, and his railway friends are there to help. Many hands make light work, and now you can join Thomas, S.C. Ruffey, and the Conductor as they pick up and deliver their cargo.



Thomas' Eyes
Move Side to Side



CONDUCTOR

This ready-to-run train set includes:

- Thomas the Tank Engine™ with moving eyes
- S.C. Ruffey with international-style hook and loop couplers
- Open Wagon - Red with international-style hook and loop couplers
- Cream Tanker with international-style hook and loop couplers
- Cattle Wagon with international-style hook and loop couplers
- Conductor figure
- 56" x 38" oval of snap-fit E-Z Track® with 12 pieces of curved track, 3 pieces of straight track, and 1 straight plug-in terminal rerailer
- power pack and speed controller
- illustrated instruction manual



Speed Controller
with Plug-In Wiring

Gordon's Express Set

an E-Z Track® set

Item No. 00668 • Standard Pack: 3 • \$175.00

As the senior engine in Sir Topham Hatt's team, Gordon is the fastest and most powerful engine on the Island of Sodor, and he knows it. Pulling heavy passenger coaches with the pride and ease of a natural leader may make him seem a bit bossy at times, but his kind heart and good nature always save the day when his friends find themselves in trouble.

This ready-to-run train set includes:

- Gordon the Express Engine with moving eyes
- Gordon's Composite Coach with international-style hook and loop couplers
- Gordon's Express Brake Coach with international-style hook and loop couplers
- 63" x 45" oval of snap-fit E-Z Track® including 16 pieces of 22" radius curved track, 3 pieces straight track, and 1 plug-in terminal railer
- power pack and speed controller
- illustrated instruction manual



63" x 45"
Oval

**BACHMANN'S EXCLUSIVE
E-Z TRACK SYSTEM**
ASSEMBLES IN MINUTES!
Simply lay down, plug together, and connect. No tools, screws, or special skills needed.



Speed Controller with Plug-In Wiring



Gordon's Eyes Move Side to Side





Thomas with Annie and Clarabel

an E-Z Track® set

Item No. 00642 • Standard Pack: 3 • \$99.00

Thomas and his loyal passenger coaches Annie and Clarabel are carrying a number of very important passengers, and you're invited to join in their travel fun! This HO scale electric train set is the perfect way to begin your *Thomas & Friends*™ collection.

This ready-to-run train set includes:

- Thomas the Tank Engine™ with moving eyes
- Annie coach with international-style hook and loop couplers
- Clarabel coach with international-style hook and loop couplers
- 36" circle of snap-fit E-Z Track® with 11 pieces of curved track and 1 curved plug-in terminal railer
- power pack and speed controller
- illustrated instruction manual



Thomas' Eyes
Move Side to Side



Speed Controller
with Plug-In Wiring

James the Red Engine Freight Set

an E-Z Track® set

Item No. 00656 • Standard Pack: 3 • \$130.00

With a scarlet coat and brass dome, James fancies himself to be a Really Splendid Engine. His high opinion of himself can lead to trouble when it comes to getting work done on the Island of Sodor, especially when Sir Topham Hatt hands out assignments. Now, you can help the number 5 red engine complete the task at hand and haul his important freight as far as your imagination can carry it. This HO scale electric train set is an excellent addition to your *Thomas & Friends*™ collection!

This ready-to-run train set includes:

- James the Red Engine with moving eyes
- Sodor Fuel Tank with international-style hook and loop couplers
- Open Wagon with international-style hook and loop couplers
- Brake Van with international-style hook and loop couplers
- 36" circle of E-Z Track® including 11 pieces of curved track and 1 piece curved plug-in terminal railer
- power pack and speed controller
- illustrated instruction manual



James' Eyes
Move Side to Side



Speed Controller
with Plug-In Wiring

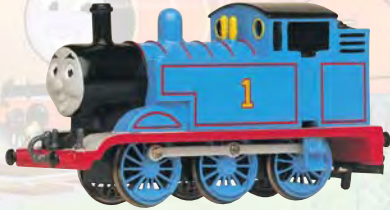




You can build your Thomas & Friends™ collection one friend at a time with these separate sale accessories.

HO SCALE THOMAS & FRIENDS™ SEPARATE SALE

Standard Pack: 6



THOMAS the TANK ENGINE™
(with moving eyes)
Item No. 58741 • \$40.00



PERCY the SMALL ENGINE
(with moving eyes)
Item No. 58742 • \$40.00



JAMES the RED ENGINE
(with moving eyes)
Item No. 58743 • \$50.00



GORDON the EXPRESS ENGINE
(with moving eyes)
Item No. 58744 • \$70.00



HENRY the GREEN ENGINE
(with moving eyes)
Item No. 58745 • \$70.00



EDWARD
(with moving eyes)
Item No. 58746 • \$70.00



TOBY the TRAM ENGINE
(with moving eyes)
Item No. 58747 • \$45.00



EMILY
(with moving eyes)
Item No. 58748 • \$64.00



SPENCER
(with moving eyes)
Item No. 58749 • \$80.00



MAVIS
(with moving eyes)
Item No. 58801 • \$45.00



SALTY
(with moving eyes)
Item No. 58804
price to be announced

HO SCALE THOMAS & FRIENDS™ SEPARATE SALE (continued)

Standard Pack: 6

NEW

MAIL CAR
(not shown)
Item No. 76040
price to be announced

NEW

SPECIAL COACH
(not shown)
Item No. 76041
price to be announced



EMILY'S COACH
Item No. 76042 • \$14.00



EMILY'S BRAKE COACH
Item No. 76043 • \$14.00



ANNIE COACH
Item No. 76044 • \$14.00



CLARABEL COACH
Item No. 76045 • \$14.00



EXPRESS BRAKE COACH
Item No. 76046 • \$35.00



COMPOSITE COACH
Item No. 76047 • \$35.00



GORDON'S EXPRESS BRAKE COACH
Item No. 76048 • \$35.00



GORDON'S COMPOSITE COACH
Item No. 76049 • \$35.00

NEW

HENRIETTA
(not shown)
Item No. 77028
price to be announced



COAL WAGON with LOAD
Item No. 77029 • \$19.00



CATTLE WAGON
Item No. 77030 • \$19.00



WELL WAGON
Item No. 77031 • \$19.00



CREAM TANKER
Item No. 77032 • \$19.00



HO SCALE THOMAS & FRIENDS™ SEPARATE SALE (continued)

Standard Pack: 6



RASPBERRY SYRUP TANKER
Item No. 77033 • \$19.00



SALT WAGON
Item No. 77034 • \$19.00



RF CONTAINER WAGON
Item No. 77035 • \$19.00



6 TON WAGON
Item No. 77036 • \$19.00



OPEN WAGON - RED
Item No. 77037 • \$16.50



OIL TANK
Item No. 77038 • \$16.50



SODOR FUEL TANK
Item No. 77039 • \$16.50



S. C. RUFFEY
Item No. 77041 • \$16.50



OPEN WAGON - BLUE
Item No. 77042 • \$16.50



CARGO CAR
Item No. 77043 • \$16.50



BRAKE VAN
Item No. 77045 • \$16.50



TROUBLESOME TRUCK #1
Item No. 77046 • \$13.00



TROUBLESOME TRUCK #2
Item No. 77047 • \$13.00



TIDMOUTH MILK TANK
Item No. 77048 • \$16.50



TAR TANK
Item No. 77049 • \$16.50

HO SCALE THOMAS & FRIENDS™ SEPARATE SALE (continued)

Standard Pack: 6



CRANKY the CRANE
(with working crane action)
Item No. 42444 • \$29.50



HAROLD the HELICOPTER
Item No. 42441 • \$14.00



BERTIE the BUS
Item No. 42442 • \$14.00



SIR TOPHAM HATT
Item No. 42443 • \$7.50



CONDUCTOR
Item No. 42445 • \$8.75



THOMAS & FRIENDS™ SODOR SCENERY

Standard Pack: 6



SODOR JUNCTION STATION
Item No. 45231 • \$27.00



WATER TOWER
Item No. 45232 • \$27.00



COALING STATION
Item No. 45233 • \$32.00



PEDESTRIAN BRIDGE
Item No. 45234 • \$27.00



SIGNAL GANTRY
(two per box)
Item No. 45235 • \$38.00



SWITCH TOWER
(not shown)
Item No. 45237 • \$27.00

HOOK-AND-LOOP COUPLERS (3 pairs per pack)

Item No. 78979 • Standard Pack: 12 • \$7.00



These couplers are compatible with our *Thomas & Friends*™ line and many European prototype models.



Walt Disney's Carolwood Pacific™ Railroad

an E-Z Track® set with E-Z Mate® couplers

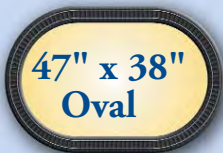
Item No. 00675 • Standard Pack: 3 • \$215.00

Born out of a lifelong passion for trains, Walt Disney built the Carolwood Pacific™ Railroad in the backyard of his Holmby Hills, California, home. The one-eighth scale locomotive, named *Lilly Belle*™ in honor of his wife, Lillian, was hand crafted by Walt and his team of talented precision machinists at Disney Studios. Our *Walt Disney's Railroad* set honors the inspiration for Disneyland's steam railroad, where an exact duplicate of the *Lilly Belle*™ is displayed today in the Main Street Station.



This ready-to-run train set includes:

- 4-4-0 American steam locomotive and tender with operating headlight
- old-time box car
- two old-time gondalas
- old-time bobber caboose
- body-mounted E-Z Mate® couplers
- 47" x 38" oval of snap-fit E-Z Track® including 12 pieces of curved track, 1 piece of straight track, and 1 plug-in terminal railer
- power pack and speed controller
- illustrated instruction manual



Speed Controller with Plug-In Wiring

© 2008 Carolwood Pacific and the Lilly Belle are trademarks of the Walt Disney Family Foundation in the United States. Select photographs and art and Carolwood Pacific Logo and Lilly Belle trademarks used under license from the Walt Disney Family Foundation.

Shrek's Holiday Special

an E-Z Track® set with E-Z Mate® couplers

Item No. 00676 • Standard Pack: 3 • \$105.00



Join Shrek for a romp in the swamp as he celebrates the joys of the holiday season. Life in Far Far Away is never ordinary, but the lovable ogre and his friends add extra magic with their own twists on Christmas traditions.

This ready-to-run train set includes:

- smooth-running Shrek and Donkey locomotive with all-wheel drive and operating headlight
- Puss in Boots and Donkey box car
- Gingy flat car
- Shrek caboose
- body-mounted E-Z Mate® couplers
- 36" circle of snap-fit E-Z Track® including 11 pieces curved track and 1 piece curved plug-in terminal railer
- power pack and speed controller
- illustrated instruction manual



Speed Controller with Plug-In Wiring

Shrek is a registered trademark of DreamWorks Animation L.L.C. Shrek the Third TM & © 2007 DreamWorks Animation L.L.C.



Hershey's™ Express

an E-Z Track® set with E-Z Mate® couplers

Item No. 00672 • Standard Pack: 3 • \$130.00

Coming to you from “Hershey the Sweetest Place on Earth®” is the *Hershey's™ Express!* Powered by a chocolate-colored GP40 diesel locomotive with operating headlight, this set includes an assortment of freight cars that are sure to please the most discriminating sweet tooth!

47" x 38"
Oval

BACHMANN'S EXCLUSIVE
E-Z TRACK SYSTEM

ASSEMBLES IN MINUTES!

Snap together
E-Z Track® in curves,
straights, and crossovers.
No glue, screws,
or special tools needed.





Speed Controller
with Plug-In Wiring



This ready-to-run train set includes:

- EMD GP40 diesel locomotive with operating headlight
- open quad hopper
- plug-door box car
- wide-vision caboose
- body-mounted *E-Z Mate*® couplers
- 47" x 38" oval of snap-fit *E-Z Track*® including 12 pieces curved track, 1 piece of straight track, and 1 plug-in terminal rerailer
- power pack and speed controller
- illustrated instruction manual



© 2006 The Hershey Company
Trademarks used under license,
Bachmann Industries, Inc. License

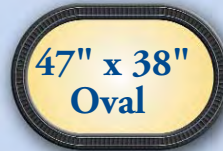
Smoky Mountain Express

an E-Z Track® set with E-Z Mate® Couplers

Item No. 00613 • Standard Pack: 3 • \$130.00



A cloak of cool mist parts to reveal the *Smoky Mountain Express* charging toward the pass. With their forest green colors, the locomotive and tender are in perfect harmony with the mountains as you create your own railroading adventure.

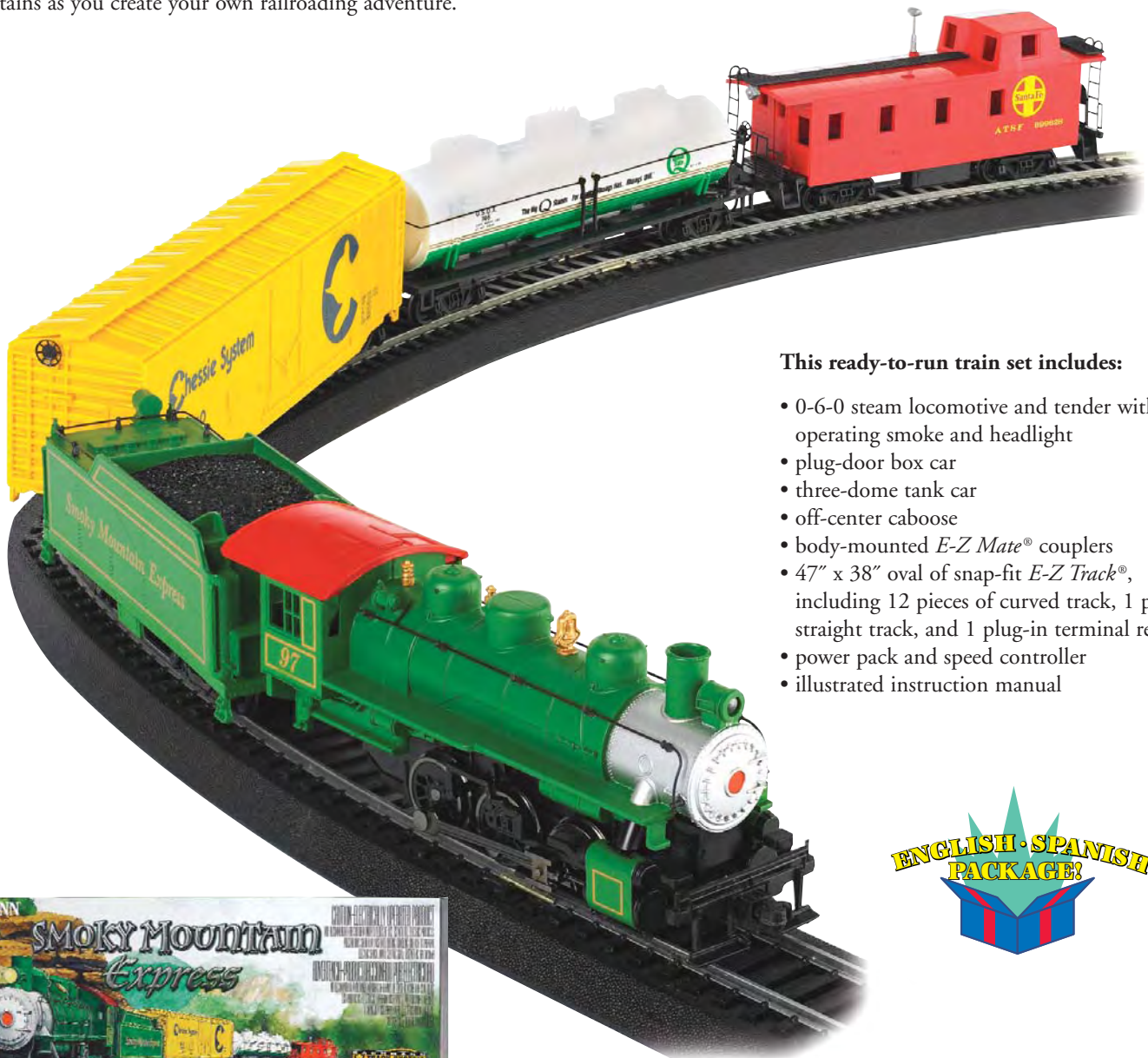


BACHMANN'S EXCLUSIVE
E-Z TRACK SYSTEM

ASSEMBLES IN MINUTES!




Speed Controller
with Plug-In Wiring



This ready-to-run train set includes:

- 0-6-0 steam locomotive and tender with operating smoke and headlight
- plug-door box car
- three-dome tank car
- off-center caboose
- body-mounted *E-Z Mate*® couplers
- 47" x 38" oval of snap-fit *E-Z Track*®, including 12 pieces of curved track, 1 piece of straight track, and 1 plug-in terminal reailer
- power pack and speed controller
- illustrated instruction manual



Yuletide Special

an E-Z Track® set with E-Z Mate® Couplers

Item No. 00664 • Standard Pack: 3 • \$175.00

Perfect for under-the-tree enjoyment, this set is festively decorated for a very Merry Christmas. The *Yuletide Special* features Bachmann's exclusive E-Z Track® snap-fit track and roadbed system, plus:

- USRA 0-6-0 steam locomotive and tender with operating headlight
- gondola
- box car
- old-time combine
- body-mounted E-Z Mate® couplers
- 47" x 38" oval of snap-fit E-Z Track® with 12 pieces curved track, 1 piece straight track, and 1 plug-in terminal rerailer
- E-Z Mate® knuckle couplers
- power pack and speed controller
- illustrated instruction manual





47" x 38"
Oval



Speed Controller
with Plug-In Wiring



Overland Limited

an E-Z Track® set with E-Z Mate® couplers

Item No. 00614 • Standard Pack: 3 • \$250.00

The biggest and the best for serious railroad enthusiasts. From a powerful 4-8-4 steam locomotive, to an impressive consist of nine cars, this set has it all! The *Overland Limited* comes complete with Bachmann's exclusive *E-Z Track*® snap-fit track and roadbed system, plus:

- Union Pacific® 4-8-4 steam locomotive and tender with operating smoke and headlight
- grain car
- three-dome tank car
- flat car with logs
- center-flow hopper
- open quad offset hopper
- two plug-door box cars
- wood stock car
- wide-vision caboose
- body-mounted *E-Z Mate*® couplers
- 72" x 45" oval of snap-fit *E-Z Track*® with 16 pieces of 22" radius curved track, 5 pieces of straight track, and 1 plug-in terminal rerailer
- power pack and speed controller
- illustrated instruction manual

72" x 45"
Oval



Speed Controller
with Plug-In Wiring



McKinley Explorer

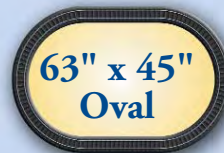
an E-Z Track® set with E-Z Mate® couplers

Item No. 00624 • Standard Pack: 3 • \$140.00

Treating passengers to breathtaking views of the Alaskan wilderness in special vista-dome cars is the *McKinley Explorer*. Operating today from Anchorage to Fairbanks, and running through Denali National Park, this train's lucky riders might thrill to the sight of bear, moose, sheep, and bald eagles.

This ready-to-run train set includes:

- EMD GP40 diesel locomotive with operating headlight
- four full-dome passenger cars (the *Talkeetna*, *Kenai*, *Knik* and *Deshka*, all named after Alaskan rivers)
- body-mounted *E-Z Mate*® couplers
- 63" x 45" oval of snap-fit *E-Z Track*® including 16 pieces of 22" radius curved track, 3 pieces of straight track, and 1 plug-in terminal railer
- power pack and speed controller
- illustrated instruction manual



Speed Controller with Plug-In Wiring



Speed Controller
with Plug-In Wiring



Signal Bridge



36 Telephone
Poles



48 Railroad
& Street Signs



48 Assorted
Figures



BACHMANN'S EXCLUSIVE
E-Z TRACK SYSTEM

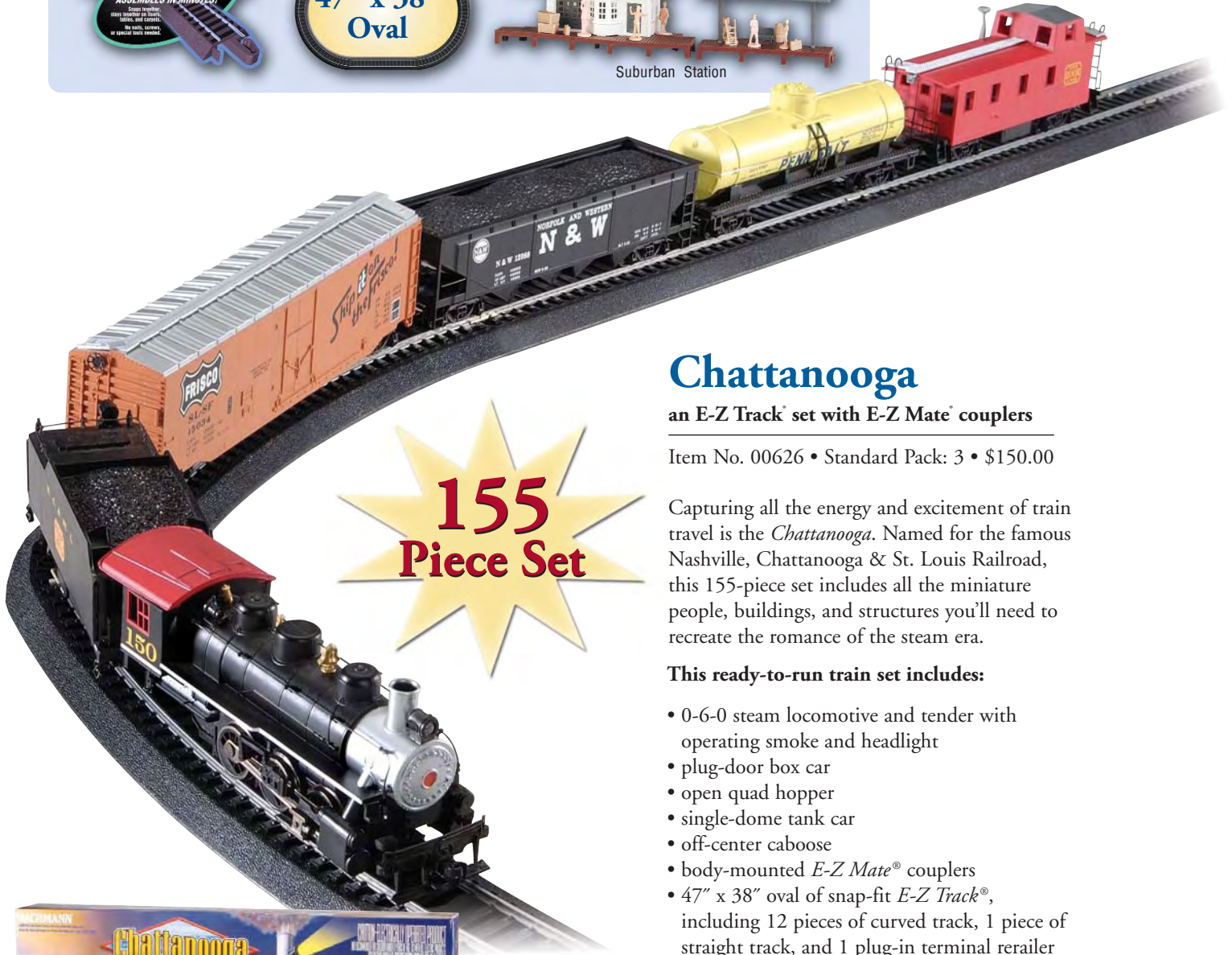
ASSEMBLES IN MINUTES!

Simply lay down the
snap-fit E-Z Track on level
ground, and connect
the rails, wires,
or special track inserts.

47" x 38"
Oval



Suburban Station



**155
Piece Set**

Chattanooga

an E-Z Track® set with E-Z Mate® couplers

Item No. 00626 • Standard Pack: 3 • \$150.00

Capturing all the energy and excitement of train travel is the *Chattanooga*. Named for the famous Nashville, Chattanooga & St. Louis Railroad, this 155-piece set includes all the miniature people, buildings, and structures you'll need to recreate the romance of the steam era.

This ready-to-run train set includes:

- 0-6-0 steam locomotive and tender with operating smoke and headlight
- plug-door box car
- open quad hopper
- single-dome tank car
- off-center caboose
- body-mounted E-Z Mate® couplers
- 47" x 38" oval of snap-fit E-Z Track®, including 12 pieces of curved track, 1 piece of straight track, and 1 plug-in terminal reailer
- suburban station
- signal bridge
- 48 railroad and street signs
- 36 telephone poles
- 48 assorted figures
- power pack and speed controller
- illustrated instruction manual





Casey Jones

an E-Z Track® set with E-Z Mate® couplers

Item No. 00617 • Standard Pack: 3 • \$150.00

Behind schedule and trying to make up time, engineer John Luther Jones raced his way into railroading history when his need for speed cost him his life near the town of Vaughan, Mississippi. Ever after known by his nickname, John Luther lives on as the railroad folk hero “Casey Jones.”



Golden Spike



an E-Z Track® set with E-Z Mate® couplers

Item No. 00615 • Standard Pack: 3 • \$170.00

East meets West! The world's first transcontinental railroad was completed with the driving of the final Golden Spike. Commemorating this historic event in HO scale is the 163-piece *Golden Spike*® train set, featuring Bachmann's exclusive E-Z Track® snap-fit track and roadbed system.

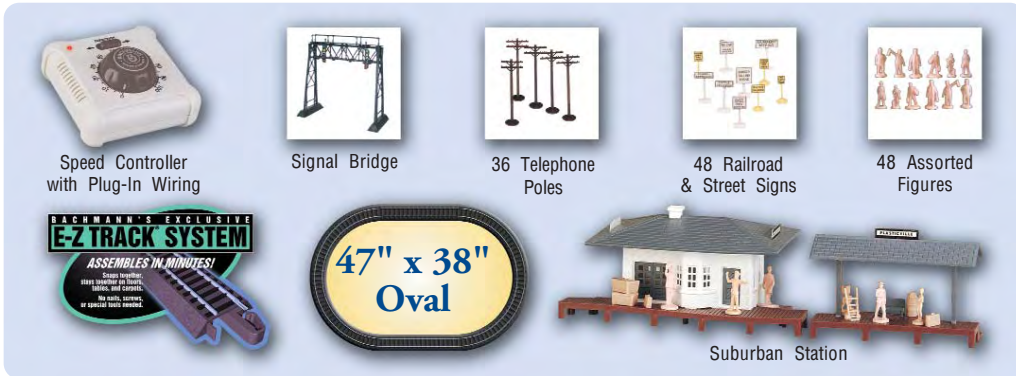
This ready-to-run train set includes:

- EMD GP40 diesel locomotive with operating headlight
- open quad hopper
- plug-door box car
- single-dome tank car
- stock car
- off-center caboose
- 63" x 38" oval of snap-fit E-Z Track®, including 12 pieces of curved track, 6 pieces of straight track, 1 plug-in terminal railer, 1 manual turnout-left, undertrack magnet with brakeman figure, and 1 Hayes bumper
- suburban station
- signal bridge
- 48 figures
- 36 telephone poles
- 48 railroad and street signs
- power pack and speed controller
- illustrated instruction manual

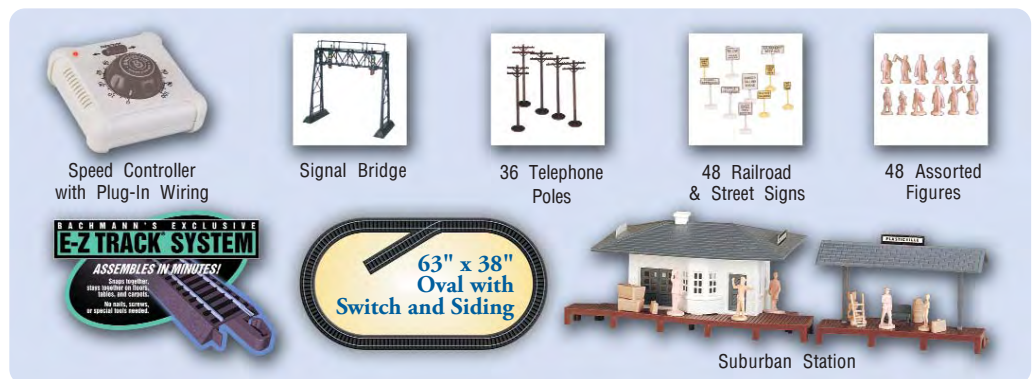


This ready-to-run train set includes:

- 0-6-0 steam locomotive and tender with operating headlight
- open quad hopper
- single-dome tank car
- plug-door box car
- off-center caboose
- body-mounted *E-Z Mate*® couplers
- 47" x 38" oval of snap-fit *E-Z Track*®, including 12 pieces of curved track, 1 piece of straight track, and 1 plug-in terminal railer
- suburban station
- signal bridge
- 48 figures
- 36 telephone poles
- 48 railroad and street signs
- power pack and speed controller
- illustrated instruction manual



**163
Piece Set**



**ENGLISH • SPANISH
PACKAGE!**





PROGRAMS EXCLUSIVE
E-Z TRACK SYSTEM

ASSEMBLES IN MINUTES!

Simply snap together
curved track and railers.
No glue, solder,
or special tools needed.



Speed Controller
with Plug-In Wiring



The FT diesel locomotive in this set has a die-cast chassis and eight wheel drive.

Santa Fe Flyer

an E-Z Track® set with E-Z Mate® couplers

Item No. 00647 • Standard Pack: 3 • \$90.00

Hauling freight across the deserts, mountains, and cities of the American landscape is the *Santa Fe Flyer*. Powered by a mighty Santa Fe FT diesel locomotive with its distinctive “war bonnet” paint scheme, this sleek and powerful train deftly handles the ever-changing terrain of the Southwest United States.

This ready-to-run train set includes:

- EMD FT diesel locomotive with operating headlight
- open quad hopper
- gondola
- off-center caboose
- body-mounted E-Z Mate® couplers
- 36" circle of snap-fit E-Z Track® including 11 pieces of curved track and 1 curved plug-in terminal railer
- power pack and speed controller
- illustrated instruction manual





Speed Controller
with Plug-In Wiring



Signal Bridge



24 Telephone
Poles



48 Railroad
& Street Signs



36 Assorted
Figures

BACHMANN'S EXCLUSIVE
E-Z TRACK SYSTEM

ASSEMBLES IN MINUTES!

Quick assembly
using snap-fit
E-Z Track and
E-Z Mate couplers.
No nails, screws,
or special tools required.

47" x 38"
Oval

130
Piece Set



Rail King

an E-Z Track® set with E-Z Mate® couplers

Item No. 00657 • Standard Pack: 3 • \$130.00

You'll rule the rails with our impressive *Rail King* set. This 130-piece set will take your railroading empire to new heights, with miniature people and structures bringing the entire scene to life.

This ready-to-run train set includes:

- EMD GP40 diesel locomotive with operating headlight
- open quad hopper
- gondola
- plug-door box car
- off-center caboose
- body-mounted *E-Z Mate*® couplers
- 47" x 38" oval of snap-fit *E-Z Track*®, including 12 pieces curved track, 1 piece of straight track, and 1 plug-in terminal railer
- signal bridge
- 36 miniature figures
- 24 telephone poles
- 48 railroad and street signs
- power pack and speed controller
- illustrated instruction manual





Speed Controller
with Plug-In Wiring



Thunderbolt

an E-Z Track® set with E-Z Mate® couplers

Item No. 00612 • Standard Pack: 3 • \$92.00

A distant roar and the trembling earth can mean only one thing: the *Thunderbolt* is on its way! With a flash of silver and red, a mighty locomotive bolts past, transporting freight to far-off destinations.

This ready-to-run train set includes:

- EMD GP40 diesel locomotive with operating headlight
- single-dome tank car
- plug-door box car
- off-center caboose
- body-mounted *E-Z Mate*® couplers
- 36" circle of snap-fit *E-Z Track*®, including 11 pieces of curved track and 1 curved plug-in terminal railer
- power pack and speed controller
- illustrated instruction manual



Reversing Trolley Car Set

an E-Z Track® set

Standard Pack: 3 • \$150.00

Featuring our electronic auto-reversing *E-Z Track*®, the *Reversing Trolley Car Set* is the perfect solution for point-to-point passenger transit on your layout. A stop time of five to seven seconds allows plenty of time for HO scale shoppers and travelers to board, and a variable speed controller lets you determine the rate of travel. Then, sit back and enjoy the ride while your town or city comes to life!

Features include:

- trolley car with operating headlights (both ends)
- 4 pieces of 18" radius curved auto-reversing *E-Z Track*®
- 3 pieces of 9" straight auto-reversing *E-Z Track*®
- 1 piece of straight *E-Z Track*® with attached trolley depot
- 1 Hayes bumper
- power pack with variable speed controller
- illustrated instruction manual



MAIN STREET
Item No. 00401



CHRISTMAS
Item No. 00402



You can expand your layout with Electronic Auto-Reversing Nickel Silver *E-Z Track*®, available in 9-inch straight sections (Item No. 44548; 4 per card) and 18-inch radius curved sections (Item No. 44549; 4 per card). See page 90 for additional details.

The John Bull

an E-Z Track® set

Item No. 00640 • Standard Pack: 3 • \$120.00



The John Bull is the world's oldest complete and operational locomotive. Built and designed in England, the John Bull was sent disassembled to America, where it was reconstructed in New Jersey to begin service in 1832. This locomotive was the first to have the innovative, and distinctly American, "cowcatcher" feature. Retired in 1866, the John Bull regularly resurfaced at various exhibitions including the 1876 Centennial and the 1927 "Fair of the Iron Horse." Today the John Bull resides in the Smithsonian Institute in Washington, DC.

47" x 38"
Oval

BACHMANN'S EXCLUSIVE
E-Z TRACK SYSTEM
ASSEMBLES IN MINUTES!

Quick assembly. Snap together the tracks, motor, and controller. No nails, screws or other tools needed.

Speed Controller
with Plug-In Wiring

The DeWitt Clinton

an E-Z Track® set


Item No. 00641 • Standard Pack: 3 • \$105.00



Named after the father of the Erie Canal, the DeWitt Clinton made its maiden run on August 9, 1831. As one of the earliest steam operated carriers in America, the DeWitt Clinton is truly unique in railroading history. With its passengers riding in standard stagecoach bodies mounted on railroad wheels, the sight of the DeWitt Clinton was just as startling in 1831 as it would be today!

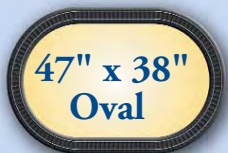
The DeWitt Clinton includes:

- DeWitt Clinton locomotive and tender (with die-cast wood load and water barrels)
- three DeWitt Clinton coaches
- skew-wound motor
- nickel silver wheels
- 47" x 38" oval of nickel silver E-Z Track®, including 12 pieces curved track, 1 piece of straight track, and 1 plug-in terminal rerailer
- power pack and speed controller
- illustrated instruction manual



The John Bull includes:

- John Bull locomotive and tender
- three passenger coaches
- skew-wound motor
- finely detailed parts
- 47" x 38" oval of nickel silver E-Z Track®, including 12 pieces curved track, 1 piece of straight track, and 1 plug-in terminal rerailer
- power pack and speed controller
- illustrated instruction manual



Speed Controller with Plug-In Wiring

Digital Commander

an E-Z Track® set with E-Z Mate® couplers

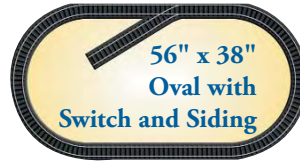


Item No. 00501 • Standard Pack: 3 • \$275.00

Model railroading enters the digital age with the *Digital Commander!* Create your own fledgeling railroad empire or work with a friend to coordinate freight and switching operations. Our exclusive *E-Z Command®* digital control system lets you independently control the speed, direction, and lighting of two decoder-equipped locomotives.

This digitally controlled train set features:

- DCC-equipped EMD GP40 locomotive with operating headlight
- DCC-equipped EMD FT-A locomotive with operating headlight
- plug-door box car
- open-quad hopper
- wide-vision caboose
- *E-Z Command®* Control Center with wall pack and plug-in wiring
- body-mounted *E-Z Mate®* couplers
- 56" x 38" oval of nickel silver *E-Z Track®*, including 12 pieces curved track, 4 pieces straight track, 1 terminal railer, 1 manual turnout – left, under-track magnet with brakeman figure, and 1 Hayes bumper
- DVD format *E-Z Command®* instruction video
- illustrated instruction manual



Digital Speed Controller with Plug-In Wiring

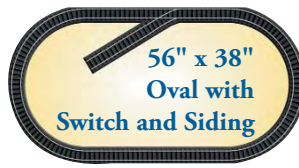


Steam Digital Commander

an E-Z Track[®] set with E-Z Mate[®] couplers

Item No. 00502 • Standard Pack: 3 • \$245.00

Old-time railroading gets a modern twist with the *Steam Digital Commander* set. Now, beginning railroaders can enjoy a steam-era locomotive equipped with 21st Century digital command control (DCC). Our exclusive *E-Z Command*[®] DCC system lets you control the speed, direction, and lighting of the decoder-equipped 0-6-0 steam locomotive, and a 56" x 38" oval with turnout and siding will quickly have you performing switching operations like a pro.



Digital Speed Controller with Plug-In Wiring



This digitally controlled train set features:

- DCC-equipped 0-6-0 steam locomotive with operating headlight
- gondola
- box car
- wide-vision caboose
- *E-Z Command*[®] Control Center with wall pack and plug-in wiring
- body-mounted *E-Z Mate*[®] couplers
- 56" x 38" oval of nickel silver *E-Z Track*[®], including 12 pieces curved track, 4 pieces straight track, 1 terminal railer, 1 manual turnout – left, under-track magnet with brakeman figure, and 1 Hayes bumper
- DVD format *E-Z Command*[®] instruction video
- illustrated instruction manual





Diesel Digital Commander

an E-Z Track® set with E-Z Mate® couplers

Item No. 00503 • Standard Pack: 3 • \$260.00

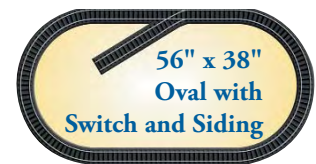


Conduct digital operations on a modern-era railroad with the *Diesel Digital Commander*. Our exclusive *E-Z Command*® digital control system lets you control the speed, direction, and lighting of the decoder-equipped locomotive while you practice switching operations on the included siding.



This digitally controlled train set features:


- DCC-equipped EMD GP40 diesel locomotive with operating headlight
- three-dome tank car
- gondola
- wide-vision caboose
- body-mounted *E-Z Mate*® couplers
- 56" x 38" oval of nickel silver *E-Z Track*®, including 12 pieces of curved track, 4 pieces of straight track, and 1 plug-in terminal rerailer, 1 manual turnout – left, under-track magnet with brakeman figure, and 1 Hayes bumper
- DVD format *E-Z Command*® instruction video
- illustrated instruction manual



BACHMANN'S EXCLUSIVE E-Z TRACK SYSTEM

ASSEMBLES IN MINUTES!

Slips together, stays together on bends, tables, and curves. No nails, screws, or special tools needed.



Digital Speed Controller with Plug-In Wiring

E-Z Command® Dynamis® Wireless Digital Command Control System

E-Z COMMAND® DYNAMIS® WIRELESS INFARED DCC SYSTEM

Item No. 36505 • Standard Pack: 4 • \$300.00



E-Z Command® Dynamis® allows the operator total freedom by integrating two-way wireless technology into an advanced digital command control system. Using a unique toggle style joystick, both speed and selection of locomotive are controlled. A backlit LCD screen with graphical interface and easy-to-use menu buttons make operation and programming of up to 9,999 addresses and CVs simple and intuitive. The ten function buttons allow for one-touch operation of sound and lighting features. Turnout and accessory decoders can also be fully controlled by the Dynamis® system, giving you digital mastery of your railroad.


Features include:

- two-way wireless infrared operation
- constant digital information updates of handset commands to locomotive, and of locomotive performance back to handset
- joystick control for locomotive selection and speed
- programming on the main
- 9,999 locomotive addresses
- supports 14, 28 or 128 speed steps
- full CV programming
- easy-to-use backlit LCD screen
- control of up to 40 locomotives at any one time (up to 21 functions per locomotive)
- allows 40 consists of up to five locomotives each
- universally compatible track connection
- expandable modular design
- four AAA batteries included
- suitable for all layouts, from train sets to sophisticated railroads
- 2.3 amp power supply
- conforms to all applicable NMRA standards

Spectrum®



Dynamis® Wireless Infrared Handset
with Backlit LCD Screen



Dynamis® Command Station, including
Wireless Infrared Signal Receiver



E-Z Command® Digital Command Control System

Standard Pack: 3 • \$120.00

AC Wall Pack Power
Supply

Enjoy the fastest way to get going in DCC with our E-Z Command® Digital Command Control System. In partnership with Lenz Elektronik GmbH, Bachmann brings you a DCC system that is both easy to use and affordable for novice and experienced hobbyists alike. E-Z Command® allows modelers to digitally control speed, direction, lighting, and sound of multiple locomotives. E-Z Command® also streamlines the programming process with simple, main-track programming.

Features include:

- digital control of multiple locomotives in all scales (E-Z Command® 5 Amp Power Booster, Item No. 44910, required for O scale and Large Scale operation)
- plug-and-play compatibility with all DC and DCC systems
- digitally control speed, direction, lighting, and sound
- simple, on-track programming
- 28/128 speed step control
- 1 amp AC wall pack power supply
- plug-in wiring
- DVD and printed instructions

E-Z COMMAND® CONTROL CENTER
Item No. 44902



E-Z Command® DCC System with DCC- Equipped Steam Locomotive

Standard Pack: 3 • \$195.00 each



Features include:

- DCC-equipped USRA 0-6-0 steam locomotive and Vanderbilt tender
- E-Z Command® control center
- AC wall pack power supply

UNION PACIFIC®
Item No. 44919



GREAT NORTHERN
Item No. 44920



PAINTED UNLETTERED
Item No. 44921



E-Z Command® DCC System with DCC-Equipped Diesel Locomotive

Standard Pack: 3 • \$180.00 each

Features include:

- DCC-equipped diesel locomotive
- E-Z Command® control center
- AC wall pack power supply



EMD GP40 SANTA FE
Item No. 44904



EMD GP40 CHESSIE®
Item No. 44905



**EMD GP50
NORFOLK SOUTHERN**
Item No. 44906



**EMD GP40
WESTERN MARYLAND®**
Item No. 44917



EMD GP40 CONRAIL
Item No. 44918



**EMD GP40
DENVER & RIO GRANDE WESTERN™**
Item No. 44922

E-Z COMMAND® WALK-AROUND COMPANION (with Connector Wires)

Item No. 44907 • Standard Pack: 3 • \$109.00

Control multiple trains from convenient locations around your layout or coordinate independent railroad operations between a primary and secondary user.

- plug-and-play connection to *E-Z Command®* Control Center
- duplicates all locomotive addresses set on *E-Z Command®* Control Center
- simultaneous throttle control of several locomotives



Item No. 44907

E-Z COMMAND® WALK-AROUND COMPANION CONNECTOR PANEL (with Connector Wire)

Item No. 44908 • Standard Pack: 6 • \$38.00

Used in conjunction with the *E-Z Command®* Walk-Around Companion, multiple connector panels let you establish a series of control points virtually anywhere on the perimeter of your layout.

- plug-in ports
- oversee railroad operations from convenient locations throughout your layout



Item No. 44908

E-Z COMMAND® 5 AMP POWER BOOSTER

Item No. 44910 • Standard Pack: 3 • \$275.00

The *E-Z Command®* 5 Amp Power Booster provides extra current to the track for an increased number of DCC locomotives on your HO, N, O, or Large Scale layout. Compatible with any NMRA-compliant DCC system.



Item No. 44910

E-Z COMMAND® AUTOMATIC REVERSE LOOP MODULE

Item No. 44912 • Standard Pack: 6 • \$69.00

This *E-Z Command®* accessory eliminates the complicated wiring previously needed to operate analog reverse-loop track layouts.

- module senses train as it moves along the loop, automatically switching polarity to allow reverse loop travel



Item No. 44912



E-Z COMMAND™ 1 AMP LOCOMOTIVE DECODERS



Standard Pack: 6

Introduce your locomotives to the digital age with our basic 1 amp decoders, offered in two wiring configurations.

- compatible with NMRA-compliant DCC systems
- control speed, direction, and lighting functions (including headlight dimming)
- service mode decoder lock for changing the address on the layout
- ops mode programming
- two- or four-digit addresses
- 28/128 speed steps
- advanced consisting
- acceleration, deceleration, and start voltage adjustment
- instructions included



**E-Z COMMAND™ DECODER
with WIRE HARNESS**
(1 per card)
Item No. 44913 • \$28.00



**E-Z COMMAND™ DECODER
with WIRE HARNESS**
(3 per card)
Item No. 44914 • \$83.00



**E-Z COMMAND™ DECODER
with NMRA 8 PIN PLUG**
(1 per card)
Item No. 44915 • \$31.00



**E-Z COMMAND™ DECODER
with NMRA 8 PIN PLUG**
(3 per card)
Item No. 44916 • \$90.00

DECODER-EQUIPPED NICKEL SILVER E-Z TRACK TURNOUTS



Standard Pack: 4 (unless otherwise noted)



**E-Z COMMAND™ DCC
TURNOUT - LEFT**
Item No. 44130 • \$48.00



**E-Z COMMAND™ DCC
TURNOUT - RIGHT**
Item No. 44131 • \$48.00



**E-Z COMMAND™ DCC
#5 TURNOUT - LEFT**
Item No. 44132 • \$60.00



**E-Z COMMAND™ DCC
#5 TURNOUT - RIGHT**
Item No. 44133 • \$60.00



**E-Z COMMAND™ DCC
#6 SINGLE CROSSOVER
TURNOUT - LEFT**
(1 per box; Standard Pack: 2)
Item No. 44137 • \$80.00



**E-Z COMMAND™ DCC
#5 WYE TURNOUT**
Item No. 44134 • \$60.00



**E-Z COMMAND™ DCC
#6 TURNOUT - LEFT**
Item No. 44135 • \$63.00



**E-Z COMMAND™ DCC
#6 TURNOUT - RIGHT**
Item No. 44136 • \$63.00

**E-Z COMMAND™ DCC
#6 SINGLE CROSSOVER
TURNOUT - RIGHT**
(1 per box; Standard Pack: 2)
Item No. 44138 • \$80.00





2-8-4 BERKSHIRE STEAM LOCOMOTIVE & TENDER with OPERATING HEADLIGHT (DCC EQUIPPED)

Standard Pack: 6 • \$160.00 each

DCCTM
ON BOARD



NEW

PERE MARQUETTE #1225
Item No. 50901



NEW

PERE MARQUETTE #1218
Item No. 50902



NEW

CHESAPEAKE & OHIO KANAWHA #2760
Item No. 50903



NEW

CHESAPEAKE & OHIO KANAWHA #2724
Item No. 50904



NICKEL PLATE #759 - RAIL FAN VERSION
Item No. 50905



NICKEL PLATE #765 - RAIL FAN VERSION
Item No. 50906



PAINTED UNLETTERED - C & O KANAWHA VERSION
Item No. 50948



PAINTED UNLETTERED - NICKEL PLATE VERSION
Item No. 50949

GS4 4-8-4 & TENDER with OPERATING HEADLIGHT (DCC EQUIPPED)

Standard Pack: 6 • \$175.00 each



SOUTHERN PACIFIC™ RAILFAN DAYLIGHT #4449
(not shown)
Item No. 50201

SOUTHERN PACIFIC™ DAYLIGHT #4446
Item No. 50202



SOUTHERN PACIFIC™ POST-WAR #4459
(black & silver; not shown)
Item No. 50203

SOUTHERN PACIFIC™ POST-WAR #4464
Item No. 50204



1976 AMERICAN FREEDOM TRAIN #4449
Item No. 50205

NIAGARA 4-8-4 & TENDER with OPERATING HEADLIGHT (DCC EQUIPPED)

Standard Pack: 6 • \$175.00 each



NEW YORK CENTRAL #6009
(not shown)
Item No. 50301

NEW YORK CENTRAL #6014
Item No. 50302

NEW YORK CENTRAL #6016
(not shown)
Item No. 50303

NEW YORK CENTRAL #6020
(not shown)
Item No. 50304

NORTHERN 4-8-4 & TENDER with OPERATING HEADLIGHT (DCC EQUIPPED)

Standard Pack: 6 • \$175.00 each



SANTA FE (1940s - 1950s) #3777
(not shown)
Item No. 50801

SANTA FE (1940s - 1950s) #3781
Item No. 50802

SANTA FE (1940s - 1950s) #3783
(not shown)
Item No. 50803

SANTA FE (1940s - 1950s) #3784
(not shown)
Item No. 50804



BALDWIN RF-16 SHARK A UNIT (DCC EQUIPPED)

Standard Pack: 6 • \$82.00 each



DELAWARE & HUDSON #1205
Item No. 61801



PENNSYLVANIA
(Five Stripe)
Item No. 61802



NEW YORK CENTRAL
(lightning stripe)
Item No. 61803



BALTIMORE & OHIO
Item No. 61804



BALDWIN DEMONSTRATOR #6000
Item No. 61805



DELAWARE & HUDSON #1216
Item No. 61806



BALDWIN DEMONSTRATOR #6001
Item No. 61807

BALDWIN RF-16 SHARK B UNIT (DCC EQUIPPED)

Standard Pack: 6 • \$82.00 each



PENNSYLVANIA
(Five Stripe)
Item No. 61902



NEW YORK CENTRAL
(lightning stripe)
Item No. 61903



BALTIMORE & OHIO
Item No. 61904



BALDWIN DEMONSTRATOR
Item No. 61905

E60CP (DCC EQUIPPED)

Standard Pack: 6 • \$107.00 each



AMTRAK PHASE II #971
Item No. 65502



AMTRAK PHASE III #974
Item No. 65503

EMD GP50 (DCC EQUIPPED)

Standard Pack: 6 • \$65.00 each



NORFOLK SOUTHERN
Item No. 60441



NORFOLK & WESTERN
Item No. 60442

EMD GP40 (DCC EQUIPPED)

Standard Pack: 6 • \$65.00 each



UNION PACIFIC
Item No. 60301



SANTA FE
Item No. 60302



CONRAIL
Item No. 60306



CHESSIE
Item No. 60309



WESTERN MARYLAND
Item No. 60337



ALASKA
Item No. 60348

EMD GP38-2 (DCC EQUIPPED)

Standard Pack: 6 • \$71.00 each



SANTA FE
Item No. 61101



NORFOLK SOUTHERN
Item No. 61102



CSX
Item No. 61103



DELAWARE & HUDSON
Item No. 61104



CHESSIE
Item No. 61105



CP RAIL
Item No. 61106



UNION PACIFIC
Item No. 61107

EMD GP35 (DCC EQUIPPED)

Standard Pack: 6 • \$65.00 each



CONRAIL #2273
Item No. 60701

CONRAIL #2269
(not shown)
Item No. 60702



CSX #4402
Item No. 60703

CSX #4406
(not shown)
Item No. 60704



CANADIAN PACIFIC #8205
Item No. 60705

CANADIAN PACIFIC #8210
(not shown)
Item No. 60706



WESTERN MARYLAND #3576
Item No. 60707

WESTERN MARYLAND #3579
(not shown)
Item No. 60708



CP RAIL #5003
Item No. 60709

CP RAIL #5009
(not shown)
Item No. 60710



DENVER & RIO GRANDE WESTERN™ #3054
Item No. 60712

UNDECORATED
(not shown)
Item No. 60711

EMD GP30 (DCC EQUIPPED)

Standard Pack: 6 • \$65.00 each



READING #5516
Item No. 60801

READING #5518
(not shown)
Item No. 60802



GREAT NORTHERN #3007
Item No. 60803

GREAT NORTHERN #3009
(not shown)
Item No. 60804



BALTIMORE & OHIO #6918
(Capitol Dome)
Item No. 60805

BALTIMORE & OHIO #6936
(Capitol Dome; not shown)
Item No. 60806



PENNSYLVANIA #2205
Item No. 60807

PENNSYLVANIA #2208
(not shown)
Item No. 60808



NICKEL PLATE #903
Item No. 60809

NICKEL PLATE #905
(not shown)
Item No. 60810



SANTA FE #3230
Item No. 60812

SANTA FE #3232
(War Bonnet; not shown)
Item No. 60813

UNDECORATED
(not shown)
Item No. 60811

FT-A UNIT (DCC EQUIPPED)

Standard Pack: 6 • \$65.00 each



SANTA FE - RED & SILVER
Item No. 60102



BALTIMORE & OHIO
Item No. 60112



BURLINGTON
Item No. 60116



DENVER & RIO GRANDE WESTERN™
Item No. 60117



NEW YORK CENTRAL
Item No. 60120



ERIE
Item No. 60135



SANTA FE - BLUE & YELLOW
Item No. 60139



SEABOARD
Item No. 60147

FT-B UNIT (DCC EQUIPPED)


Standard Pack: 6 • \$65.00 each



SANTA FE - RED & SILVER
Item No. 60202



BALTIMORE & OHIO
Item No. 60212



BURLINGTON
Item No. 60216



DENVER & RIO GRANDE WESTERN™
Item No. 60217



NEW YORK CENTRAL
Item No. 60220



ERIE
Item No. 60235



SANTA FE - BLUE & YELLOW
Item No. 60239



SEABOARD
Item No. 60247

EMD SD40-2 (DCC EQUIPPED)

Standard Pack: 6 • \$71.00 each



SANTA FE
Item No. 60901



NORFOLK SOUTHERN
Item No. 60902



CSX
(Bright Future)
Item No. 60903



UNION PACIFIC
Item No. 60904



BURLINGTON NORTHERN
Item No. 60905



CP RAIL
(Multi-mark)
Item No. 60906

GE 70 TON DIESEL (DCC EQUIPPED)

Standard Pack: 6 • \$65.00 each



SOUTHERN PACIFIC™ #5101
Item No. 60601

SOUTHERN PACIFIC™ #5106
(not shown)
Item No. 60602



LOUISVILLE & NASHVILLE #98
Item No. 60603

LOUISVILLE & NASHVILLE #99
(not shown)
Item No. 60604



BETHLEHEM STEEL #56
Item No. 60605

BETHLEHEM STEEL #58
(not shown)
Item No. 60606



PAINTED UNLETTERED - YELLOW & BLACK
Item No. 60607



PAINTED UNLETTERED - GREEN
Item No. 60608



PAINTED UNLETTERED - RED
Item No. 60609

PRAIRIE 2-6-2 & TENDER with SMOKE

Standard Pack: 12 • \$90.00 each



UNION PACIFIC[®]
Item No. 51501



BALTIMORE & OHIO[®]
Item No. 51511

PAINTED UNLETTERED
(not shown)
Item No. 51549



SOUTHERN
Item No. 51504



DENVER & RIO GRANDE WESTERN[™]
Item No. 51517



NEW YORK CENTRAL[®]
Item No. 51520

2-6-0 MOGUL & TENDER with SMOKE

Standard Pack: 12 • \$90.00 each



DENVER & RIO GRANDE WESTERN[™]
Item No. 56501



ROCK ISLAND #2121
Item No. 56508



CANADIAN NATIONAL #6012
Item No. 56513



PENNSYLVANIA #3233
Item No. 56514



NEW YORK CENTRAL[®] #1905
Item No. 56520

PAINTED UNLETTERED
(not shown)
Item No. 56549

USRA 0-6-0 & SLOPE TENDER with SMOKE

Standard Pack: 12 • \$71.00 each



UNION PACIFIC® #4432
Item No. 50601

USRA 0-6-0 & SHORT HAUL TENDER with SMOKE

Standard Pack: 12 • \$71.00



SMOKY MOUNTAIN #97
Item No. 50440



SANTA FE #2126
Item No. 50602

USRA 0-6-0 & VANDERBILT TENDER with SMOKE

Standard Pack: 12 • \$71.00 each



UNION PACIFIC® #4441
(Greyhound)
Item No. 50701



BALTIMORE & OHIO®
Item No. 50612



GREAT NORTHERN
Item No. 50711



PENNSYLVANIA #3233
Item No. 50614



ERIE
Item No. 50735



NEW YORK CENTRAL® #1430
Item No. 50620



SEABOARD®
Item No. 50746

PAINTED UNLETTERED
(not shown)
Item No. 50649

AMERICAN 4-4-0 & TENDER

Standard Pack: 12 • \$90.00 each



UNION PACIFIC #119
Item No. 51101



BALTIMORE & OHIO
Item No. 51112



PENNSYLVANIA
Item No. 51114



BURLINGTON
Item No. 51116



CENTRAL PACIFIC "JUPITER"
Item No. 51124



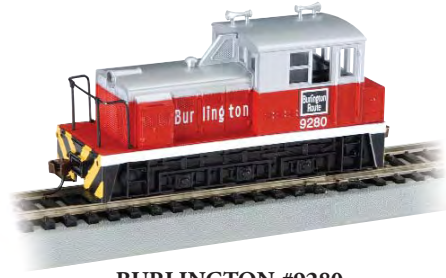
BALTIMORE & OHIO
Item No. 51144

MDT PLYMOUTH

Standard Pack: 6 • \$42.00 each



SANTA FE #32
Item No. 60002



BURLINGTON #9280
Item No. 60016



INDUSTRIAL - YELLOW
Item No. 60039



INDUSTRIAL - RED
Item No. 60040

EMD GP50 with 8-WHEEL DRIVE

Standard Pack: 6 • \$43.00 each



SOUTHERN #7074
Item No. 61204



NORFOLK SOUTHERN #6551
Item No. 61241



NORFOLK & WESTERN
Item No. 61242

EMD GP40 with 8-WHEEL DRIVE

Standard Pack: 6 • \$43.00 each



UNION PACIFIC
Item No. 63501



SANTA FE #3500
Item No. 63502



CONRAIL #3088
Item No. 63506



CHESSIE #4132
Item No. 63509



WESTERN MARYLAND #3796
Item No. 63537



ALASKA #3015
Item No. 63548

EMD GP38-2

Standard Pack: 6 • \$53.00 each



SANTA FE
Item No. 61701



NORFOLK SOUTHERN
Item No. 61702



CSX
Item No. 61703



DELAWARE & HUDSON
Item No. 61704



CHESSIE
Item No. 61705



CP RAIL
Item No. 61706

EMD SD40-2

Standard Pack: 6 • \$53.00 each



SANTA FE
Item No. 67003



NORFOLK SOUTHERN
Item No. 67004



CSX
Item No. 67005



UNION PACIFIC
Item No. 67006



BURLINGTON NORTHERN
Item No. 67007



CP RAIL
Item No. 67008

GE B23-7/B30-7 with 8-WHEEL DRIVE

Standard Pack: 6 • \$50.00 each



UNION PACIFIC #124
Item No. 11103



SANTA FE #6380
Item No. 11105



CONRAIL #1991
Item No. 11107



BURLINGTON NORTHERN #5491
Item No. 11112



MISSOURI PACIFIC™ #4637
Item No. 11114



CSX #5542
Item No. 11116

FAIRBANKS MORSE H16-44

Standard Pack: 6 • \$60.00 each



SANTA FE #3015
Item No. 64102



BALTIMORE & OHIO #927
Item No. 64112



CANADIAN PACIFIC #8551
Item No. 64129



VIRGINIAN
Item No. 64130



NEW HAVEN #1605
Item No. 64131



NORFOLK & WESTERN #146
Item No. 64142

EMD FT A-UNIT with 8-WHEEL DRIVE

Standard Pack: 6 • \$42.00 each



SANTA FE - RED & SILVER
Item No. 11702



DENVER & RIO GRANDE WESTERN™
Item No. 11703



BURLINGTON
Item No. 11704



SEABOARD®
Item No. 11705



BALTIMORE & OHIO®
Item No. 11706



NEW YORK CENTRAL®
Item No. 11707



ERIE
Item No. 11708



SANTA FE - BLUE & YELLOW
Item No. 11709

EMD FT B-UNIT with 8-WHEEL DRIVE

Standard Pack: 6 • \$42.00 each



SANTA FE - RED & SILVER
Item No. 11802



DENVER & RIO GRANDE WESTERN™
Item No. 11803



BURLINGTON
Item No. 11804



SEABOARD®
Item No. 11805



BALTIMORE & OHIO®
Item No. 11806



NEW YORK CENTRAL®
Item No. 11807



ERIE
Item No. 11808



SANTA FE - BLUE & YELLOW
Item No. 11809

HIGH RAILER - MAINTENANCE OF WAY VEHICLES

Standard Pack: 12 • \$46.00 each



PICK-UP TRUCK with HIGH RAILERS
Item No. 46201



RAIL DETECTOR STEP VAN with HIGH RAILERS
Item No. 46204



1950s 4 x 4 with HIGH RAILERS
Item No. 46207



BUS with HIGH RAILERS
Item No. 46211

“GANDY DANCER” OPERATING HAND CAR

Standard Pack: 12 • \$35.00 each



ASSORTED COLORS
Item No. 46202



CHRISTMAS
Item No. 46210

CABLE CAR

Standard Pack: 12 • \$41.00 each



CABLE CAR - RED
Item No. 60530



CABLE CAR - GREEN
Item No. 60531




CABLE CAR - BLUE
Item No. 60532

BRILL TROLLEY with new die-cast power truck

Standard Pack: 12 • \$35.00 each



CHRISTMAS
Item No. 61040



GREEN
Item No. 61043



MAIN STREET
Item No. 61047



YELLOW #36
Item No. 61048

PCC TROLLEY with new die-cast power truck

Standard Pack: 12 • \$38.00 each



PTC
Item No. 62945



BTC
Item No. 62947



LOS ANGELES RAILWAY
(not shown)
Item No. 62931



BROOKLYN & QUEENS TRANSIT
(not shown)
Item No. 62932



ST. LOUIS RAILWAYS
(not shown)
Item No. 62933



CHICAGO SURFACE LINES
(not shown)
Item No. 62934

85' BUDD AMTRAK PASSENGER CAR with LIGHTED INTERIOR

Standard Pack: 6 • \$35.00 each



AMFLEET I PHASE II COACH
Item No. 13106



AMFLEET I PHASE II CAFÉ
Item No. 13110



AMFLEET I PHASE III COACH
Item No. 13107



AMFLEET I PHASE III CAFÉ
Item No. 13111



AMFLEET I PHASE IV COACH
Item No. 13108



AMFLEET I PHASE IV CAFÉ
Item No. 13112



AMFLEET I PHASE IV B COACH
Item No. 13114



AMFLEET I PHASE IV B CAFÉ
Item No. 13115



AMFLEET I PHASE V COACH
Item No. 13116



AMFLEET I PHASE V CAFÉ
Item No. 13117



AMFLEET I ACELA® REGIONAL COACH
Item No. 13109



AMFLEET I ACELA® REGIONAL CAFÉ
Item No. 13113

**85' BUDD FULL-DOME PASSENGER CAR
with LIGHTED INTERIOR**

Standard Pack: 6 • \$33.00 each



The *Silver Series*® rolling stock on these pages feature:
• blackened metal wheels
• body-mounted couplers
• non-magnetic axles
(all cars on these pages Standard Pack: 12)



SANTA FE
Item No. 13002



AMTRAK PHASE I
Item No. 13005



AMTRAK PHASE II
Item No. 13032



McKINLEY EXPLORER
Item No. 13037

FLAT CAR with LOAD

\$21.00 each



MAINE CENTRAL with CONTAINER LOAD
Item No. 18901



MAINE CENTRAL with CRATED LOAD
Item No. 18902



MAINE CENTRAL with PIPE LOAD
Item No. 18903



MAINE CENTRAL with STEEL LOAD
Item No. 18904



PENNSYLVANIA RAILROAD with CONTAINER LOAD
Item No. 18906



PENNSYLVANIA RAILROAD with CRATED LOAD
Item No. 18907




FLAT CAR with LOAD (continued)

\$21.00 each



**PENNSYLVANIA RAILROAD
with PIPE LOAD**
Item No. 18908



**PENNSYLVANIA RAILROAD
with STEEL LOAD**
Item No. 18909



SANTA FE with CONTAINER LOAD
Item No. 18911



SANTA FE with CRATED LOAD
Item No. 18912



SANTA FE with PIPE LOAD
Item No. 18913



SANTA FE with STEEL LOAD
Item No. 18914



SEABOARD® with CONTAINER LOAD
Item No. 18916



SEABOARD® with CRATED LOAD
Item No. 18917



SEABOARD® with PIPE LOAD
Item No. 18918



SEABOARD® with STEEL LOAD
Item No. 18919




UNION PACIFIC® with CONTAINER LOAD
Item No. 18921



UNION PACIFIC® with CRATED LOAD
Item No. 18922



UNION PACIFIC® with PIPE LOAD
Item No. 18923



UNION PACIFIC® with STEEL LOAD
Item No. 18924



**WESTERN MARYLAND® with
CONTAINER LOAD**
Item No. 18926



**WESTERN MARYLAND®
with CRATED LOAD**
Item No. 18927



**WESTERN MARYLAND®
with PIPE LOAD**
Item No. 18928



**WESTERN MARYLAND®
with STEEL LOAD**
Item No. 18929

ACF 40' LOG CAR with LOGS

\$39.00 each



1906-1935 VERSION
Item No. 18332



1935-1960 VERSION
Item No. 18849



Die-cast car with painted resin logs

250-TON STEAM CRANE & BOOM TENDER

Crane swivels 360°. Removable knob included for adjusting boom position.

\$38.00 each



SANTA FE
Item No. 16102



READING
Item No. 16110



PENNSYLVANIA
Item No. 16114



MAINTENANCE OF WAY
Item No. 16138



PAINTED UNLETTERED
Item No. 16149



The *Silver Series*® rolling stock on these pages feature:

- blackened metal wheels
- body-mounted couplers
- non-magnetic axles

(all cars Standard Pack: 12)

40' BOX CAR

Standard Pack: 12 • \$16.00 each



SOUTHERN
Item No. 17004



PRR MERCHANDISE SERVICE
Item No. 17014



NYC PACEMAKER
Item No. 17020



BACHMANN 175th ANNIVERSARY
(shown on inside front cover)
Item No. 17024



CHICAGO & ILLINOIS MIDLAND
Item No. 17025



DELAWARE & HUDSON
(not shown)
Item No. 17026



NEW HAVEN - McGINNIS
(not shown)
Item No. 17027



LEHIGH & NEW ENGLAND
(not shown)
Item No. 17028



RUTLAND
Item No. 17029



**NASHVILLE, CHATTANOOGA
& ST. LOUIS**
(not shown)
Item No. 17030



NEW HAVEN - RED
Item No. 17031



TOLEDO, PEORIA, & WESTERN
Item No. 17032



BANGOR & AROOSTOCK
Item No. 17038



DENVER & RIO GRANDE WESTERN™
Item No. 17039



TORONTO, HAMILTON & BUFFALO
(not shown)
Item No. 17043



LACKAWANNA
(Phoebe Snow; not shown)
Item No. 17044



SEABOARD
Item No. 17046



BOSTON & MAINE
Item No. 17048

50' PLUG-DOOR BOX CAR

Standard Pack: 12 • \$15.00 each



SANTA FE
Item No. 18002



CONRAIL
Item No. 18006



READING
Item No. 18010



BALTIMORE & OHIO
Item No. 18012



CHESAPEAKE & OHIO
Item No. 18022



FRISCO
Item No. 18025



DELAWARE & HUDSON
Item No. 18029



WESTERN MARYLAND
Item No. 18037



SPOKANE, PORTLAND & SEATTLE
Item No. 18045

50' STEEL REEFER

Standard Pack: 12 • \$15.00 each



UNION PACIFIC
Item No. 17901



SANTA FE
Item No. 17902



BURLINGTON NORTHERN
Item No. 17903



CANADIAN NATIONAL
Item No. 17913



MILWAUKEE ROAD
(not shown)
Item No. 17917



NEW YORK CENTRAL
(not shown)
Item No. 17920



FRUIT GROWER'S EXPRESS
Item No. 17940



AMERICAN REFRIGERATOR TRANSPORT™
(not shown)
Item No. 17941



TROPICANA
Item No. 17947

40' STOCK CAR

\$15.00 each



UNION PACIFIC
Item No. 18501



SANTA FE
Item No. 18502



SOUTHERN PACIFIC™
Item No. 18507



GREAT NORTHERN
Item No. 18511



BALTIMORE & OHIO
Item No. 18512



NEW YORK CENTRAL
Item No. 18520



CANADIAN PACIFIC
Item No. 18524



NORTHERN PACIFIC
Item No. 18535

50' HUMANE LIVESTOCK CAR

\$16.00



Item No. 18549

ORE CAR

\$14.00 each



UNION PACIFIC
Item No. 18601



CONRAIL
Item No. 18606



PENNSYLVANIA
Item No. 18614



L.S. & I.
Item No. 18629



NORFOLK & WESTERN
Item No. 18642



DULUTH, MISSABE & IRON RANGE
MINERAL RED
Item No. 18644

BETHLEHEM STEEL 100 TON THREE-BAY HOPPER

\$20.00 each



UNION PACIFIC® #36262
Item No. 18701

UNION PACIFIC® #36255
Item No. 18702



BURLINGTON NORTHERN #542970
Item No. 18703

BURLINGTON NORTHERN #542979
Item No. 18704



READING #41403
Item No. 18710

READING #41427
Item No. 18711



PENNSYLVANIA - YELLOW BALL #180658
Item No. 18714

PENNSYLVANIA - YELLOW BALL #180671
Item No. 18715



CHESAPEAKE & OHIO® #78946
Item No. 18722

CHESAPEAKE & OHIO® #78951
Item No. 18723



CLINCHFIELD® #56841
Item No. 18732

CLINCHFIELD® #56857
Item No. 18733



NORTHERN PACIFIC #73688
Item No. 18735

NORTHERN PACIFIC #73697
Item No. 18736



WESTERN MARYLAND® #63834
Item No. 18737

WESTERN MARYLAND® #63787
Item No. 18738



The *Silver Series*® rolling stock on these pages feature:

- blackened metal wheels
- body-mounted couplers
- non-magnetic axles

(all cars on these pages Standard Pack: 12)



DENVER & RIO GRANDE WESTERN™
Item No. 18739



NORFOLK SOUTHERN #144913
Item No. 18741

NORFOLK SOUTHERN #144927
Item No. 18743

EVANS ALL-DOOR BOX CAR

\$16.00 each



SOUTHERN
Item No. 18104



SANTA FE #3787
Item No. 18105



SOUTHERN PACIFIC™
Item No. 18107



CANADIAN FOREST #4540
Item No. 18135



TRIANGLE PACIFIC
(not shown)
Item No. 18138



BOISE CASCADE
(not shown)
Item No. 18139

CYLINDRICAL GRAIN HOPPER

\$16.00 each



SANTA FE
Item No. 19102



GREAT NORTHERN
Item No. 19111



CANADIAN NATIONAL
Item No. 19113



CANADIAN PACIFIC
Item No. 19129



CANADA GRAIN
Item No. 19131



CN ENVIRONMENTAL MODE
Item No. 19132



CANADIAN NATIONAL - DEMONSTRATOR
(not shown)
Item No. 19133



GOVERNMENT OF CANADA - RED
Item No. 19134



GOVERNMENT OF CANADA - YELLOW
(not shown)
Item No. 19136



ALBERTA/EDMONTON
(not shown)
Item No. 19138



HERITAGE FUND
Item No. 19139



SASKATCHEWAN - WHEAT HERALD
Item No. 19140

56' ACF CENTER-FLOW HOPPER

\$16.00 each



SANTA FE
Item No. 17502



CONRAIL
(not shown)
Item No. 17506



CANADIAN NATIONAL
Item No. 17513



CSX
Item No. 17518



NEW YORK CENTRAL® - JADE GREEN
Item No. 17520



NEW YORK CENTRAL® - GRAY
Item No. 17523



ERIE LACKAWANNA
Item No. 17528



CARGILL SALT
(not shown)
Item No. 17531



DT & I
Item No. 17532



SHELL
Item No. 17534



OMYA
(not shown)
Item No. 17546



The Silver Series® rolling stock on these pages feature:

- blackened metal wheels
- body-mounted couplers
- non-magnetic axles (all cars on these pages Standard Pack: 12)



MONSANTO
Item No. 17547

52' CENTER-DEPRESSED FLAT CAR



DESERT MILITARY with MISSILE
Item No. 18344 • \$21.00




OLIVE DRAB MILITARY with MISSILE
Item No. 18345 • \$21.00



with BOILER
Item No. 18346 • \$20.00



with MISSILE
Item No. 18347 • \$21.00



with TRANSFORMER
Item No. 18348 • \$17.00



with NO LOAD
Item No. 18349 • \$16.00

52' FLAT CAR

\$15.00 each



UNION PACIFIC®
(not shown)
Item No. 17301



SANTA FE
Item No. 17302



PENNSYLVANIA
Item No. 17314



CHESAPEAKE & OHIO®
(not shown)
Item No. 17322



WESTERN PACIFIC™
Item No. 17325



DELAWARE & HUDSON
(not shown)
Item No. 17326



NORTHERN PACIFIC
Item No. 17333



WESTERN MARYLAND®
Item No. 17334



NORFOLK & WESTERN
(not shown)
Item No. 17342



The *Silver Series*® rolling stock on these pages feature:

- blackened metal wheels
- body-mounted couplers
- non-magnetic axles

(all cars Standard Pack: 12)

40' THREE-DOME TANK CAR

\$15.00 each



NEW YORK CENTRAL
(not shown)
Item No. 17120



PENNSALT CHEMICAL
Item No. 17127



DEEP ROCK
Item No. 17130



SHELL
Item No. 17134



QUAKER STATE
Item No. 17137



PANHANDLE REFINING CO.
Item No. 17139



PHILLIPS 66
Item No. 17140



NORTHERN CALIFORNIA WINERIES
Item No. 17141



TRANSCONTINENTAL OIL CO.
Item No. 17142

40' GONDOLA

\$14.00 each



UNION PACIFIC
Item No. 17201



SOUTHERN
Item No. 17204



GREAT NORTHERN
(not shown)
Item No. 17211



CANADIAN NATIONAL
Item No. 17213



PENNSYLVANIA
Item No. 17214



NEW HAVEN
(not shown)
Item No. 17231



LEHIGH & NEW ENGLAND
(not shown)
Item No. 17233



NICKEL PLATE ROAD
Item No. 17235



NORFOLK & WESTERN
Item No. 17242

40' SINGLE-DOME TANK CAR

\$15.00 each



PENNSALT
Item No. 17825



FRONTENAC
(not shown)
Item No. 17826



TEXACO
(not shown)
Item No. 17828



GRAMPS
Item No. 17832



SHELL
Item No. 17834



QUAKER STATE
Item No. 17837



EXXON
Item No. 17838



PHILLIPS 66
Item No. 17840



OWENWOOD MOTOR OIL
Item No. 17845

40' QUAD HOPPER

\$14.00 each



SOUTHERN
Item No. 17604



BALTIMORE & OHIO
Item No. 17612



PENNSYLVANIA
Item No. 17614



CSX
Item No. 17618



NEW YORK CENTRAL
Item No. 17620



CHESAPEAKE & OHIO
Item No. 17622



NORFOLK & WESTERN
Item No. 17642



SEABOARD
Item No. 17647



BALTIMORE & OHIO - LARGE LETTERING
(not shown)
Item No. 17648

BOBBER CABOOSE

\$14.00 each



MARYLAND & PENNSYLVANIA
Item No. 18439



WEYERHAEUSER TIMBER
Item No. 18444



CASS SCENIC R.R.
Item No. 18445



PAINTED UNLETTERED - YELLOW
Item No. 18447



BOSTON & MAINE
Item No. 18448



PAINTED UNLETTERED - RED
Item No. 18449

36' WIDE-VISION CABOOSE

\$14.00 each



UNION PACIFIC®
Item No. 17701



SANTA FE
Item No. 17702



BURLINGTON NORTHERN
Item No. 17703



CHESSIE®
Item No. 17709



READING
Item No. 17710



ERIE LACKAWANNA
Item No. 17728



The *Silver Series*® rolling stock on these pages feature:

- blackened metal wheels
- body-mounted couplers
- non-magnetic axles

(all cars on these pages Standard Pack: 12)

Plasticville® U.S.A.



HO SCALE PLASTICVILLE® U.S.A. BUILT-UPS

Standard Pack: 6

Since 1947, hobbyists and collectors have made *Plasticville® U.S.A.* products their structures of choice. Now, in addition to our traditional, easy-to-assemble kits, Bachmann is pleased to offer these pre-assembled *Plasticville® U.S.A.* buildings.

Plasticville® pieces add character and dimension to your HO scale layout. Many buildings and accessories have been added to the *Plasticville®* line throughout its history, and many are still produced from their original molds. As a fun challenge to collectors you can collect hundreds of product, color, and packaging variations that have occurred over the years (you can even join the independent Plasticville Collectors Association at plasticvilleusa.org). Whether you're new in town or an established civic leader, Bachmann builds *Plasticville® U.S.A.* for you. City growth is limited only by your imagination!



SIGNAL BRIDGE
(two per box)

Item No. 45001 • \$32.00



COALING STATION
Item No. 45002 • \$28.00



PEDESTRIAN BRIDGE
Item No. 45003 • \$26.00




**HOUSE UNDER
CONSTRUCTION**
Item No. 45004 • \$26.00



SPLIT-LEVEL HOUSE
Item No. 45005 • \$30.00



**FREIGHT STATION
with PLATFORM STATION**
Item No. 45006 • \$30.00



DAIRY BARN
Item No. 45007 • \$26.00



WATER TOWER
Item No. 45008 • \$22.00



RAILROAD WORK SHEDS
(two per box)
Item No. 45009 • \$30.00



COVERED BRIDGE
Item No. 45010 • \$25.00



SCHOOL HOUSE
Item No. 45011 • \$25.00



CATHEDRAL
Item No. 45012 • \$25.00



GAS STATION
Item No. 45013 • \$30.00

Plasticville

U.S.A.



HO PLASTICVILLE U.S.A. BUILDINGS (CLASSIC KITS)

Standard Pack: 12



CAPE COD HOUSE
Item No. 45131 • \$11.00



SCHOOL HOUSE
Item No. 45133 • \$11.00



SUPERMARKET
Item No. 45141 • \$11.00



5 & 10 STORE
Item No. 45142 • \$11.00



HARDWARE STORE
Item No. 45143 • \$11.00



POST OFFICE
Item No. 45144 • \$11.00



SWITCH TOWER
Item No. 45132 • \$11.00




SIGNAL BRIDGE
Item No. 45134 • \$11.00



WATER TANK
Item No. 45153 • \$12.00



CATHEDRAL
Item No. 45192 • \$14.00



COALING STATION
Item No. 45211 • \$16.00



POLICE STATION
Item No. 45145 • \$11.00




BARN
Item No. 45151 • \$12.00



FARM BUILDINGS with ANIMALS
Item No. 45152 • \$12.00



RANCH HOUSE
Item No. 45154 • \$12.00



FREIGHT STATION
Item No. 45171 • \$13.00



PEDESTRIAN BRIDGE
Item No. 45172 • \$13.00




SUBURBAN STATION
Item No. 45173 • \$13.00



GAS STATION
Item No. 45174 • \$16.00



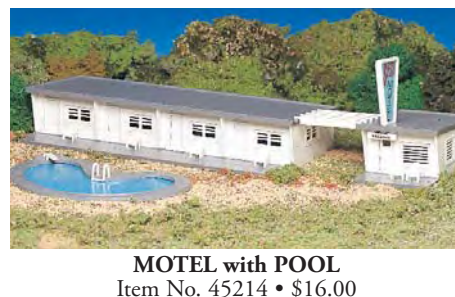
HOUSE UNDER CONSTRUCTION
Item No. 45191 • \$14.00



PLATFORM STATION
Item No. 45194 • \$14.00



SPLIT-LEVEL HOUSE
Item No. 45213 • \$16.00



MOTEL with POOL
Item No. 45214 • \$16.00



CONTEMPORARY HOUSE
Item No. 45432 • \$19.00



DRIVE-IN BURGER STAND
Item No. 45434 • \$19.00



You can add diesel horn and steam whistle sound, lights, and water features to your railroad with the accessories found in this section.



DIESEL HORN in OIL STORAGE TANK
Item No. 46208 • Standard Pack: 12 • \$30.00



BUILDING with STEAM WHISTLE
Item No. 46209 • Standard Pack: 12 • \$30.00




OIL STORAGE TANK with LIGHT
Item No. 46212 • Standard Pack: 12 • \$20.00



LIGHTED FREIGHT STATION
Item No. 46216 • Standard Pack: 12 • \$23.00




LIGHTED PASSENGER STATION
Item No. 46217 • Standard Pack: 12 • \$23.00



PICKET FENCE (24 pcs.)
Item No. 42100 • Standard Pack: 24 • \$7.00



BLOCK SIGNALS
Item No. 42101 • Standard Pack: 24 • \$7.00



TELEPHONE POLES (12 pcs.)
Item No. 42102 • Standard Pack: 24 • \$7.00



CROSSING SIGNALS & GATES (12 pcs.)
Item No. 42200 • Standard Pack: 24 • \$7.00



ANIMAL SET (12 pcs.)
Item No. 42201 • Standard Pack: 24 • \$7.00



RAILROAD & STREET SIGNS (24 pcs.)
Item No. 42204 • Standard Pack: 24 • \$7.00



AUTOMOBILE SET (6 pcs.)
Item No. 42206 • Standard Pack: 24 • \$7.00



SIGNS & TRAFFIC LIGHTS (12 pcs.)
Item No. 42207 • Standard Pack: 24 • \$7.00



ROAD CROSSING
Item No. 42208 • Standard Pack: 24 • \$7.00



PARK ASSORTMENT
Item No. 42209 • Standard Pack: 24 • \$7.00



PICNIC SET
Item No. 42213 • Standard Pack: 24 • \$7.00



PLAYGROUND EQUIPMENT
Item No. 42214 • Standard Pack: 24 • \$7.00




SWIMMING POOL and ACCESSORIES
Item No. 42215 • Standard Pack: 24 • \$7.00



CENTER SQUARE MONUMENT
Item No. 42218 • Standard Pack: 24 • \$7.00



MINI WATER PUMP
Item No. 42219 • Standard Pack: 24 • \$14.00



LIGHTING KIT
Item No. 42240
Standard Pack: 24 • \$7.00

FIGURE SETS

Standard Pack: 24 • \$8.00 each




WAITING PASSENGERS
Item No. 42330



SITTING FIGURES
Item No. 42331



STANDING FIGURES
Item No. 42332



TRAIN CREW
Item No. 42333



WORK CREW
Item No. 42334



OLD WEST FIGURES
Item No. 42335



PEOPLE AT LEISURE
Item No. 42339



TRAIN WORK CREW
Item No. 42341



SITTING PASSENGERS
Item No. 42342

Bachmann's exclusive *E-Z Track* System makes set-up quick, easy and fun!

See Following Pages for Product Photographs

(shown in nickel silver/gray roadbed only for illustration purposes)



BULK PACK
36" LONG STRAIGHT
(25/box)
Item No. 44584

NICKEL SILVER/GRAY ROADBED E-Z TRACK BY THE CARD		unless otherwise noted, Standard Pack: 12
Item No. 44501	18" RADIUS CURVED TRACK (4/card)	\$13.00
Item No. 44502	18" RADIUS CURVED TERMINAL RERAILER with WIRE (1/card)	\$10.00
Item No. 44503	22" RADIUS CURVED TRACK (4/card)	\$17.50
Item No. 44504	33.25" RADIUS 18 DEGREE CURVED TRACK (5/card)	\$21.50
Item No. 44505	15" RADIUS CURVED TRACK (4/card)	\$14.00
Item No. 44506	28" RADIUS 18 DEGREE CURVED TRACK (5/card)	\$18.50
Item No. 44507	35.50" RADIUS 18 DEGREE CURVED TRACK (5/card)	\$21.50
Item No. 44508	33.25" RADIUS 6 DEGREE CURVED TRACK (4/card)	\$16.50
Item No. 44509	33.25" RADIUS 12 DEGREE CURVED TRACK (4/card)	\$16.50
Item No. 44510	9" STRAIGHT TERMINAL RERAILER with WIRE (1/card)	\$10.00
Item No. 44597	9" POWER TERMINAL with INSULATED GAP (2/card)	\$30.00
Item No. 44511	9" STRAIGHT TRACK (4/card)	\$13.50
Item No. 44512	3" STRAIGHT TRACK (4/card)	\$9.00
Item No. 44513	2.25" STRAIGHT TRACK (4/card)	\$9.00
Item No. 44514	4.50" STRAIGHT TRACK (4/card)	\$10.00
Item No. 44519	26" RADIUS CURVED TRACK (5/card)	\$18.50
Item No. 44528	9" STRAIGHT RERAILER (2/card)	\$9.00
Item No. 44529	18" RADIUS CURVED RERAILER (2/card)	\$9.00
Item No. 44530	ONE-THIRD SECTION 18" RADIUS CURVED TRACK (4/card)	\$9.00
Item No. 44531	HALF SECTION 18" RADIUS CURVED TRACK (4/card)	\$9.00
Item No. 44532	HALF SECTION 22" RADIUS CURVED TRACK (4/card)	\$15.50
Item No. 44540	30 DEGREE CROSSING (1/card)	\$14.00
Item No. 44541	90 DEGREE CROSSING (1/card) Standard Pack: 6	\$18.00
Item No. 44542	60 DEGREE CROSSING (1/card) Standard Pack: 6	\$15.50
Item No. 44543	45 DEGREE CROSSING (1/card) Standard Pack: 6	\$15.50
Item No. 44561	REMOTE TURNOUT - LEFT (1/card)	\$24.00
Item No. 44562	REMOTE TURNOUT - RIGHT (1/card)	\$24.00
Item No. 44565	#5 TURNOUT - LEFT (1/card)	\$36.00
Item No. 44566	#5 TURNOUT - RIGHT (1/card)	\$36.00
Item No. 44569	#5 WYE TURNOUT (1/card)	\$36.00
Item No. 44559	#6 TURNOUT - LEFT (1/card)	\$48.00
Item No. 44560	#6 TURNOUT - RIGHT (1/card)	\$48.00
Item No. 44575	#6 REMOTE CROSSOVER TURNOUT - LEFT (1/box)	\$66.00
Item No. 44576	#6 REMOTE CROSSOVER TURNOUT - RIGHT (1/box)	\$66.00
Item No. 44591	HAYES BUMPERS (2/card)	\$13.00
Item No. 44594	NICKEL SILVER E-Z TRACK® LAYOUT EXPANDER SET Standard Pack: 6	\$85.00
Item No. 44596	WORLD'S GREATEST HOBBY® TRACK PACK Standard Pack: 3	\$150.00

BULK NICKEL SILVER/GRAY ROADBED E-Z TRACK (BY THE CARTON)		Standard Pack: 1
Item No. 44580	18" RADIUS CURVED TRACK - BULK (50 pieces per carton)	\$128.00
Item No. 44581	9" STRAIGHT TRACK - BULK (50 pieces per carton)	\$128.00
Item No. 44583	22" RADIUS CURVED TRACK - BULK (50 pieces per carton)	\$185.00
Item No. 44584	36" STRAIGHT TRACK - BULK (25 pieces per carton)	\$290.00

DECODER-EQUIPPED NICKEL SILVER E-Z TRACK TURNOUTS		unless otherwise noted, Standard Pack: 4
Item No. 44130	E-Z COMMAND® DCC TURNOUT - LEFT	\$48.00
Item No. 44131	E-Z COMMAND® DCC TURNOUT - RIGHT	\$48.00
Item No. 44132	E-Z COMMAND® DCC #5 TURNOUT - LEFT	\$60.00
Item No. 44133	E-Z COMMAND® DCC #5 TURNOUT - RIGHT	\$60.00
Item No. 44134	E-Z COMMAND® DCC #5 WYE TURNOUT	\$60.00
Item No. 44135	E-Z COMMAND® DCC #6 TURNOUT - LEFT	\$63.00
Item No. 44136	E-Z COMMAND® DCC #6 TURNOUT - RIGHT	\$63.00
Item No. 44137	E-Z COMMAND® DCC #6 SINGLE CROSSOVER TURNOUT - LEFT (1/box) Standard Pack: 2	\$80.00
Item No. 44138	E-Z COMMAND® DCC #6 SINGLE CROSSOVER TURNOUT - RIGHT (1/box) Standard Pack: 2	\$80.00

NEW

DCC
ON BOARD™

ELECTRONIC AUTO-REVERSING NICKEL SILVER E-Z TRACK		Standard Pack: 12
Item No. 44548	For auto-reversing sets only: 9" STRAIGHT TRACK (4/card)	\$35.00
Item No. 44549	For auto-reversing sets only: 18" RADIUS CURVED TRACK (4/card)	\$35.00



Bachmann's exclusive E-Z Track® System makes set-up quick, easy and fun!

See Following Pages for Product Photographs

(shown in nickel silver/gray roadbed only for illustration purposes)

STEEL ALLOY/BLACK ROADBED E-Z TRACK® BY THE CARD		unless otherwise noted, Standard Pack: 12
Item No. 44401	18" RADIUS CURVED TRACK (4/card)	\$9.50
Item No. 44402	18" RADIUS CURVED TERMINAL RERAILER with WIRE (1/card)	\$8.50
Item No. 44403	22" RADIUS CURVED TRACK (4/card)	\$11.50
Item No. 44410	9" STRAIGHT TERMINAL RERAILER with WIRE (1/card)	\$8.50
Item No. 44411	9" STRAIGHT TRACK (4/card)	\$9.50
Item No. 44412	3" STRAIGHT TRACK (4/card)	\$7.00
Item No. 44428	9" STRAIGHT RERAILER (2/card)	\$5.50
Item No. 44429	18" RADIUS CURVED RERAILER (2/card)	\$5.50
Item No. 44440	30 DEGREE CROSSING (1/card)	\$7.50
Item No. 44441	90 DEGREE CROSSING (1/card) Standard Pack: 6	\$12.50
Item No. 44461	REMOTE TURNOUT - LEFT (1/card)	\$16.50
Item No. 44462	REMOTE TURNOUT - RIGHT (1/card)	\$16.50
Item No. 44491	HAYES BUMPERS (2/card)	\$12.50
Item No. 44493	TRACK ACCESSORY SET Standard Pack: 6	\$85.00
Item No. 44494	STEEL ALLOY E-Z TRACK® LAYOUT EXPANDER SET Standard Pack: 6	\$60.00
Item No. 44497	STEEL ALLOY WORLD'S GREATEST HOBBY® TRACK PACK Standard Pack: 3	\$85.00
BULK STEEL ALLOY/BLACK ROADBED E-Z TRACK® (BY THE CARTON)		Standard Pack: 1
Item No. 44480	18" RADIUS CURVED TRACK - BULK (50 pieces per carton)	\$82.00
Item No. 44481	9" STRAIGHT TRACK - BULK (50 pieces per carton)	\$82.00
Item No. 44483	22" RADIUS CURVED TRACK - BULK (50 pieces per carton)	\$118.00
ADDITIONAL ACCESSORY ITEMS		Standard Pack: 12
Item No. 42901	HO/On30 E-Z RIDERS™ with BALL-BEARING ROLLERS (4 per pack)	\$54.50
Item No. 42902	HO/On30 E-Z RIDERS™ without ball-bearing rollers (4 per pack)	\$27.50
Item No. 42903	36" WHEEL SETS (12 per card)	\$10.00
Item No. 42904	33" FLAT BACK WHEEL SETS (12 per card)	\$10.00
Item No. 44471	14-PIECE E-Z TRACK® GRADUATED PIER SET	\$18.50
Item No. 44472	8-PIECE E-Z TRACK® TALL PIER SET	\$15.00
Item No. 44579	E-Z TRACK® CROSSING GATE Standard Pack: 6	\$33.00
Item No. 44595	18-PIECE E-Z TRACK® GRADUATED PIER SET (for higher HO elevation & On30 clearances)	\$29.50
Item No. 44498	10' POWER EXTENSION WIRE - RED (1/card)	\$6.50
Item No. 44598	10' REMOTE SWITCH EXTENSION WIRE - GREEN (1/card)	\$7.00
Item No. 99978	E-Z MODEL RAILROADS TRACK PLANNING BOOK	\$19.95



15" RADIUS CURVED TRACK
Item No. 44505 • (4/card)

*4 pieces of track
make up one
third (120°)
of a 15"
radius circle.*



ONE-THIRD SECTION 18" RADIUS CURVED TRACK
Item No. 44530 • (4/card)



HALF SECTION 18" RADIUS CURVED TRACK
Item No. 44531 • (4/card)



18" RADIUS CURVED TRACK
Item No. 44501 • (4/card)

*4 pieces of track
make up one
third (120°)
of an 18"
radius circle.*



18" RADIUS CURVED RERAILER
Item No. 44529 • (2/card)



18" RADIUS CURVED TERMINAL RERAILER with WIRE
Item No. 44502 • (1/card)



HALF SECTION 22" RADIUS CURVED TRACK
Item No. 44532 • (4/card)



22" RADIUS CURVED TRACK
Item No. 44503 • (4/card)

*4 pieces of track
make up one
quarter (90°)
of a 22"
radius circle.*



26" RADIUS CURVED TRACK
Item No. 44519 • (5/card)

*5 pieces of track
make up one
quarter (90°)
of a 26"
radius circle.*



28" RADIUS 18 DEGREE CURVED TRACK
Item No. 44506 • (5/card)

*5 pieces of track
make up one
quarter (90°)
of a 28"
radius circle.*



33.25" RADIUS 6 DEGREE CURVED TRACK
Item No. 44508 • (4/card)



33.25" RADIUS 12 DEGREE CURVED TRACK
Item No. 44509 • (4/card)





**33.25" RADIUS
18 DEGREE CURVED TRACK**
Item No. 44504 • (5/card)



*5 pieces of track
make up one
quarter (90°)
of a 33.25"
radius circle.*

**35.50" RADIUS
18 DEGREE CURVED TRACK**
Item No. 44507 • (5/card)



*5 pieces of track
make up one
quarter (90°)
of a 35.50"
radius circle.*

2.25" STRAIGHT TRACK
Item No. 44513 • (4/card)



3" STRAIGHT TRACK
Item No. 44512 • (4/card)



4.50" STRAIGHT TRACK
Item No. 44514 • (4/card)



9" STRAIGHT TRACK
Item No. 44511 • (4/card)



9" STRAIGHT RERAILER
Item No. 44528 • (2/card)



**9" STRAIGHT TERMINAL
RERAILER with WIRE**
Item No. 44510 • (1/card)



**9" POWER TERMINAL with
INSULATED GAP**
Item No. 44597 • (2/card)



*For under track
power connection
and reverse loop
operation.*

30 DEGREE CROSSING
Item No. 44540 • (1/card)



*This 30 Degree
Crossing is the
centerpiece of a
basic "Figure 8"
track
configuration.
To make a
Figure 8 you
also need: 21
pieces of 18"
Radius Curved
Track and 1
piece 18"
Radius Curved
Rerailer.*

45 DEGREE CROSSING
Item No. 44543 • (1/card)



60 DEGREE CROSSING
Item No. 44542 • (1/card)



90 DEGREE CROSSING
Item No. 44541 • (1/card)



This 90 Degree Crossing has many useful applications in railroad design. However, if your goal is to make a "Figure 8" layout, you should start with a 30 Degree Crossing.

REMOTE TURNOUT - LEFT
Item No. 44561 • (1/card)



REMOTE TURNOUT - RIGHT
Item No. 44562 • (1/card)



#5 TURNOUT - LEFT
Item No. 44565 • (1/card)




#5 TURNOUT - RIGHT
Item No. 44566 • (1/card)



#5 WYE TURNOUT
Item No. 44569 • (1/card)



#6 TURNOUT - LEFT
Item No. 44559 • (1/card)



#6 TURNOUT - RIGHT
Item No. 44560 • (1/card)



#6 REMOTE CROSSOVER TURNOUT - LEFT
Item No. 44575 • (1/box)



#6 REMOTE CROSSOVER TURNOUT - RIGHT
Item No. 44576 • (1/box)



HAYES BUMPERS
Item No. 44591 • (2/card)



**PLUG-IN 10' POWER
EXTENSION WIRE - RED**
(not shown)
Item No. 44498 • (1/card)

**PLUG-IN 10' REMOTE SWITCH
EXTENSION WIRE - GREEN**
(not shown)
Item No. 44598 • (1/card)



WORLD'S GREATEST HOBBY FIRST RAILROAD TRACK PACK

Standard Pack: 3

It's never been easier to get started in model railroading! Our *World's Greatest Hobby® First Railroad Track Pack* contains all the track you need to build the 4' x 8' layout featured in the included DVD, *Building Your First Model Railroad*. Hosted by actor and model railroad enthusiast Michael Gross, the easy-to-follow video will quickly get you on track for fun with the World's Greatest Hobby!

45-piece World's Greatest Hobby® First Railroad Track Pack includes:

- World's Greatest Hobby *Building Your First Model Railroad* DVD, hosted by actor and model railroad enthusiast Michael Gross
- nine 9" straights
- one 9" terminal/reailer
- one 9" reailer
- twenty 18" radius curves
- two 3" straights
- two turnouts - left
- two turnouts - right
- two Hayes bumpers
- four switch wires (green)
- one terminal wire (red)

Bachmann HO scale Z Track® features:

- clear tie spacing
- low-profile spike heads
- modeled from AAR track engineering dimensions

E-



with STEEL ALLOY HO SCALE E-Z TRACK
Item No. 44497 • \$85.00



with NICKEL SILVER HO SCALE E-Z TRACK
Item No. 44596 • \$150.00



STEEL ALLOY E-Z TRACK® ACCESSORY SET

Standard Pack: 6

Railroading fun gets bigger and better with our *E-Z Track® Accessory Set!* Turn a basic 36" circle into a giant over-under figure "8" layout with a 14-piece graduated pier set and 14 pieces of steel alloy *E-Z Track®*. A motorized Gandy Dancer hand car and assembled lighted station complete the scene, while an illustrated track plan booklet offers additional layout ideas. For use with Bachmann's steel alloy *E-Z Track®*.

Features include:

- 14-piece graduated pier set
- 8 pieces of 18" radius curved steel alloy *E-Z Track®*
- 6 pieces of 9" straight steel alloy *E-Z Track®*
- motorized Gandy Dancer hand car
- assembled lighted station
- illustrated track plan booklet



STEEL ALLOY E-Z TRACK® ACCESSORY SET
Item No. 44493 • \$85.00

E-Z TRACK LAYOUT EXPANDER SETS

Standard Pack: 6

With the *E-Z Track® Expander Set*, you can add to the track included with our train sets or create new configurations of turnouts, branchlines, and double-track mainlines on your existing railroad. Also, a handy track plan manual included with the *Expander Set* contains ideas to inspire railroad tycoons of all ages. Offered in steel alloy (with black roadbed) or nickel silver (with gray roadbed) versions.

Features include:

- 12 pieces of snap-fit *E-Z Track®*, including 4 pieces of 9" straight, 4 pieces 18" radius curved track, 1 remote turnout - left, 1 remote turnout - right, and 2 Hayes bumpers
- quick, easy assembly on floors, tables, and carpets without the need for special tools or fasteners
- helpful track plan manual



STEEL ALLOY
Item No. 44494 • \$60.00



NICKEL SILVER
Item No. 44594 • \$85.00



E-Z TRACK PIER SETS


Standard Pack: 12



14-PIECE GRADUATED PIER SET
Item No. 44471 • \$18.50



8-PIECE TALL PIER SET
Item No. 44472 • \$15.00



18-PIECE GRADUATED PIER SET
(appropriate for higher HO elevations and On30 clearances)
Item No. 44595 • \$29.50

WHEEL SETS

Standard Pack: 12 • \$10.00



36" FLAT BACK WHEEL SETS
(12 per card)
Item No. 42903



33" FLAT BACK WHEEL SETS
(12 per card)
Item No. 42904


ELECTRONIC AUTO-REVERSING NICKEL SILVER E-Z TRACK™

Standard Pack: 12 • \$35.00 each

You can expand your reversing HO or On30 Street Car or Trolley Sets with Electronic Auto-Reversing Nickel Silver E-Z Track®. Available in 9-inch straight sections or 18-inch radius curved sections, this electronically equipped track is specifically designed for the open-end track configuration of our reversing sets, allowing you to go virtually anywhere in your village layout.



AUTO-REVERSING 9" STRAIGHT
(4/card)
Item No. 44548



AUTO-REVERSING 18" RADIUS CURVED
(4/card)
Item No. 44549

Note: this track will not operate as reversing track unless it is used in conjunction with set numbers 00401, 00402, 25016, or 25017.

**HO/On30 E-Z RIDERS™
with BALL-BEARING ROLLERS (4 per pack)**

Item No. 42901 • Standard Pack: 12 • \$54.50

- for use with locomotive drivers
- full electrical pickup



**HO/On30 E-Z RIDERS™
without ball-bearing rollers (4 per pack)**

Item No. 42902 • Standard Pack: 12 • \$27.50

- support roller for use with non-drive wheels
- full electrical pickup



E-Z TRACK CROSSING GATE

Item No. 44579 • Standard Pack: 6 • \$33.00




**E-Z MODEL RAILROADS
The E-Z TRACK Planning Guide & Layout Book**

Item No. 99978 • Standard Pack: 12 • \$19.95



With *E-Z Model Railroads*, beginning and advanced modelers can learn how to set up and run a railroad using Bachmann's snap-fit *E-Z Track*® system. From choosing a layout style to wiring and track planning techniques, readers are walked through virtually every step of the design and construction process.

- six in-depth layouts, plus 20 additional layout designs
- tips for beginning to advanced modelers, including weathering and scenery chapters
- 124 color pages





Magnetically Operated Knuckle Couplers

E-Z Mate® couplers make use of precision molding techniques and space-age material to allow the molding of springs as an integral part of the knuckle coupler. With *E-Z Mate*® couplers, gone forever are the problems and expense associated with separate coil springs.

The installation of *E-Z Mate*® couplers is a dream come true. It's simply a matter of removing the coupler pocket cover, dropping in an *E-Z Mate*® coupler, and replacing the cover. Operation is simple as well. *E-Z Mate*® couplers operate with a standard metal "glad hand" and under-track magnet, and they are completely compatible with all magnetically operated knuckle couplers currently on the market. (Our under-track magnet comes with a trackside brakeman figure to indicate the magnet's position.) Coupling, uncoupling, and other yard operations are all performed with familiar ease.



***E-Z MATE* Magnetic Knuckle Couplers**

Standard Pack: 12 cards with 12 coupler pairs per card • \$13.00 each card
Item No. 78005 **Center Shank - Medium**



***E-Z MATE* Magnetic Knuckle Couplers - Economy Pack**

Standard Pack: 12 cards with 25 coupler pairs per card • \$23.00 each card
Item No. 78105 **Center Shank - Medium**



***E-Z MATE* MARK II Magnetic Knuckle Couplers with Metal Coil Springs**

Standard Pack: 12 cards with 12 coupler pairs per card • \$19.50 each card

Item No. 78021	Over Shank - Long
Item No. 78022	Over Shank - Medium
Item No. 78023	Over Shank - Short
Item No. 78024	Center Shank - Long
Item No. 78025	Center Shank - Medium
Item No. 78026	Center Shank - Short
Item No. 78027	Under Shank - Long
Item No. 78028	Under Shank - Medium
Item No. 78029	Under Shank - Short



***E-Z MATE* MARK II Magnetic Knuckle Couplers with Metal Coil Springs - Economy Pack**

Standard Pack: 12 cards with 25 coupler pairs per card • \$31.50 each card
Item No. 78125 **Center Shank - Medium**


NEM COUPLER (*E-Z MATE* MARK II)

Standard Pack: 12 cards with 12 coupler pairs per card • \$19.50 each card



This NEM Mark II coupler fits into standard European coupler pockets for simple conversion to *E-Z Mate*® operation.

Item No. 78035 **Center Shank - Medium**



MAGNET with BRAKEMAN (1/card)

Item No. 78999 • Standard Pack: 24 • \$3.00

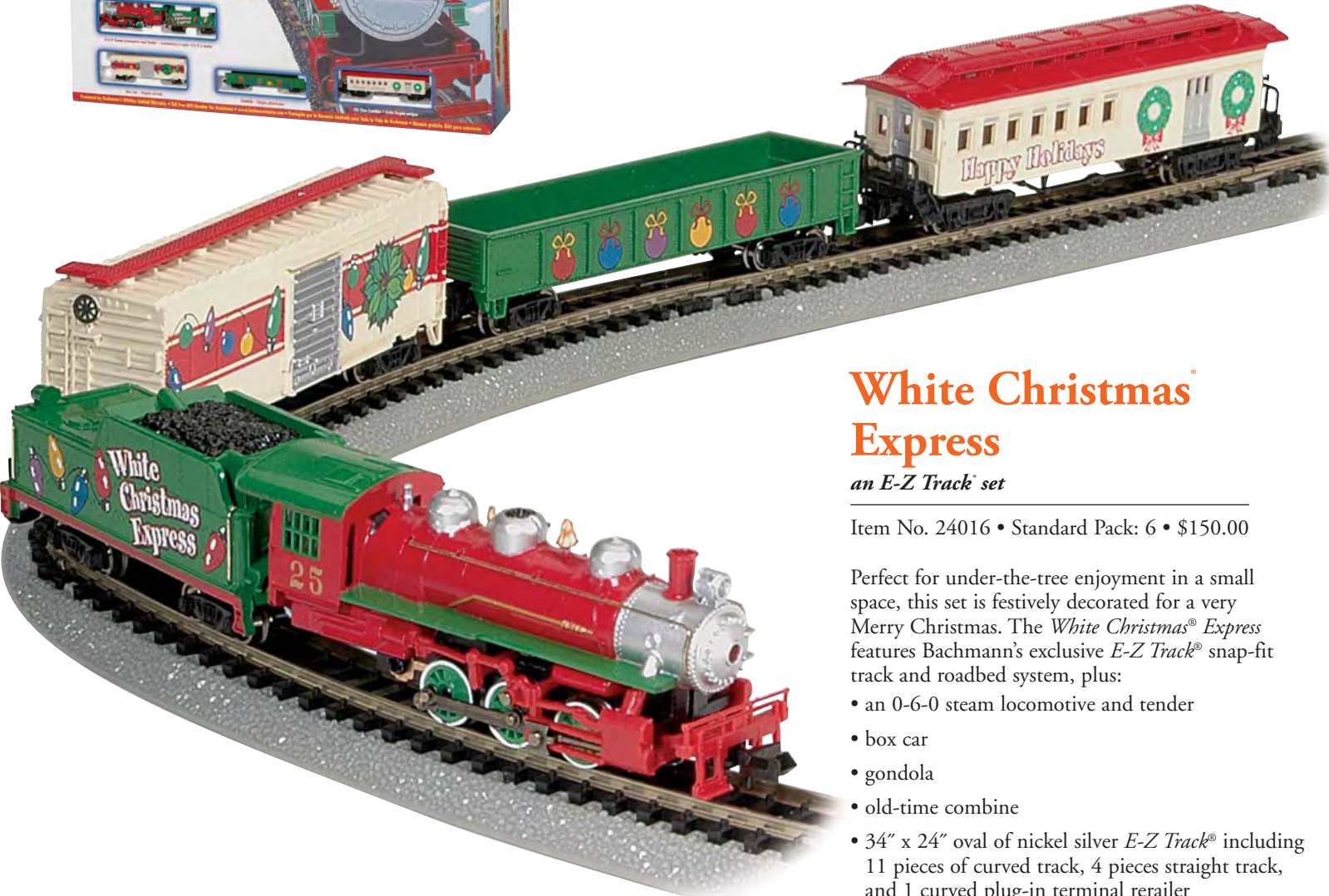


HOOK-AND-LOOP COUPLERS (3 pairs per pack)

Item No. 78979 • Standard Pack: 12 • \$7.00

These couplers are compatible with our *Thomas & Friends*™ line and many European prototype models.





White Christmas[®] Express

an E-Z Track[®] set

Item No. 24016 • Standard Pack: 6 • \$150.00

Perfect for under-the-tree enjoyment in a small space, this set is festively decorated for a very Merry Christmas. The *White Christmas[®] Express* features Bachmann's exclusive E-Z Track[®] snap-fit track and roadbed system, plus:

- an 0-6-0 steam locomotive and tender
- box car
- gondola
- old-time combine
- 34" x 24" oval of nickel silver E-Z Track[®] including 11 pieces of curved track, 4 pieces straight track, and 1 curved plug-in terminal rerailer
- power pack and speed controller
- illustrated instruction manual



Speed Controller
with Plug-In Wiring



Thunder Valley

an E-Z Track® set

Item No. 24013 • Standard Pack: 6
\$95.00

The rails rumble and the engine roars as the mighty *Thunder Valley* rounds the bend, hauling freight to destinations far and wide. This train set comes complete with Bachmann's

- exclusive E-Z Track® snap-fit track and roadbed systems, plus:
- an EMD GP40 diesel locomotive with operating headlight
- steel reefer
- three-dome tank car
- wide-vision caboose
- 24" circle of nickel silver E-Z Track®, including 11 pieces curved track and 1 curved plug-in terminal railer

- power pack and speed controller
- illustrated instruction manual



Prairie Flyer

an E-Z Track® set

Item No. 24004 • Standard Pack: 6
\$150.00

The *Prairie Flyer* steams back in time, taking us through the Great Plains to America's Old West. Pull the brake — a buffalo stampede is crossing the tracks! The *Prairie Flyer* comes

- complete with Bachmann's exclusive E-Z Track® snap-fit track and roadbed system, plus:
- an American 4-4-0 steam locomotive and tender
- old-time combine
- two old-time coaches
- 34" x 24" oval of nickel silver E-Z Track® including 11 pieces curved track, 4 pieces straight track, and 1 curved plug-in terminal railer

- power pack and speed controller
- illustrated instruction manual



Iron Duke

an E-Z Track® set

Item No. 24005 • Standard Pack: 6
\$155.00

Forged and cast from the elements of the earth, the size and strength of a steam locomotive are truly awesome. Capturing the elusive feeling of raw power, the *Iron Duke* train set comes complete with Bachmann's exclusive E-Z Track® snap-fit track and roadbed system, plus:

- an 0-6-0 steam locomotive with slope back tender
- single-dome tank car
- box car
- covered hopper
- off-center caboose
- 34" x 24" oval of nickel silver E-Z Track® including 11 pieces curved track, 4 pieces straight track, and 1 curved plug-in terminal railer
- 12 telephone poles
- 24 railroad and street signs

- power pack and speed controller
- illustrated instruction manual



The Frontiersman

an E-Z Track® set

Item No. 24006 • Standard Pack: 6
\$155.00

The early railroads were instrumental in opening vast tracts of American land for settlement and development. Moving people, natural resources and supplies, steam trains could rightfully be called "Frontiersmen."

- Our *Frontiersman* train set comes complete with Bachmann's exclusive E-Z Track® snap-fit track and roadbed system, plus:
- an American 4-4-0 steam locomotive and tender
- old-time water tank car
- old-time box car
- old-time gondola
- old-time flat car
- old-time bobber caboose
- 34" x 24" oval of nickel silver E-Z Track® including 11 pieces curved

- track, 4 pieces straight track, and 1 curved plug-in terminal railer
- power pack and speed controller
- illustrated instruction manual



ELECTRIC TRAIN SETS

N SCALE

24" Circle



Speed Controller with Plug-In Wiring



34" x 24" Oval



Speed Controller with Plug-In Wiring



ENGLISH · SPANISH PACKAGE!

34" x 24" Oval



Speed Controller with Plug-In Wiring



12 Telephone Poles




24 Railroad & Street Signs



34" x 24" Oval



Speed Controller with Plug-In Wiring





Explorer

an *E-Z Track*® set

Item No. 24008 • Standard Pack: 6
\$145.00

As a freight train makes its way over the rails, it's a modern explorer of an ever-changing landscape. Each day brings new adventures and new excitement! This *Explorer* train set comes complete with Bachmann's exclusive *E-Z Track*® snap-fit track and roadbed system, plus:

- a powered EMD F9 diesel locomotive with operating headlight



- unpowered "A" unit F9 diesel locomotive
- single-dome tank car
- refrigerator car
- covered hopper
- plug-door box car
- flat car with containers
- off-center caboose
- 34" x 24" oval of nickel silver *E-Z Track*® including 11 pieces curved track, 4 pieces straight track, and 1 curved plug-in terminal reailer
- 12 telephone poles
- 24 railroad and street signs
- power pack and speed controller
- illustrated instruction manual

Empire Builder

an *E-Z Track*® set

Item No. 24009 • Standard Pack: 6
\$225.00

American railroads helped build great fortunes and the wealth of the Nation. Doing its part, our *Empire Builder* train set comes complete with Bachmann's exclusive *E-Z Track*® snap-fit track and roadbed system, plus:

- a Northern 4-8-4 steam locomotive and tender with operating headlight
- wood reefer



- single-dome tank car
- center-flow hopper
- plug-door box car
- wood stock car
- wood braced gondola
- open quad offset hopper
- off-center caboose
- 44" x 24" oval of nickel silver *E-Z Track*® including 11 pieces curved track, 8 pieces straight track, and 1 curved plug-in terminal reailer
- 12 telephone poles
- 24 railroad and street signs
- power pack and speed controller
- illustrated instruction manual

The Yard Boss

an *E-Z Track*® set

Item No. 24014 • Standard Pack: 6 • \$140.00

When there's freight to be moved, there's nothing like the raw power of a steam locomotive to get the job done. Our *Yard Boss* train set comes complete with Bachmann's exclusive *E-Z Track*® snap-fit track and roadbed system, plus:

- an 0-6-0 steam locomotive and tender
- box car
- quad hopper
- wide-vision caboose




- 24" circle of nickel silver *E-Z Track*® including 11 pieces curved track and 1 curved plug-in terminal reailer
- power pack and speed controller
- illustrated instruction manual



ELECTRIC TRAIN SETS

N SCALE



**ENGLISH · SPANISH
PACKAGE!**

**34" x 24"
Oval**



**ENGLISH · SPANISH
PACKAGE!**

**44" x 24"
Oval**



**24"
Circle**





McKinley Explorer

an E-Z Track® set

Item No. 24010 • Standard Pack: 6 • \$140.00

Treating passengers to breathtaking views of the Alaskan wilderness in special vista-dome cars is the *McKinley Explorer*. Operating today from Anchorage to Fairbanks, and running through Denali National Park, this train's lucky riders might thrill to the sight of bear, moose, sheep, and bald eagles. Our N scale *McKinley Explorer* set comes complete with:

- powered EMD F9 diesel locomotive with operating headlight
- unpowered EMD F9 unit
- three full-dome passenger cars (the *Kenai*, *Knik* and *Deshka*, all named after Alaskan rivers)
- 34" x 24" oval of nickel silver E-Z Track® including 11 pieces curved track, 4 pieces straight track, and 1 curved plug-in terminal railer
- power pack and speed controller
- illustrated instruction manual



NORTHERN 4-8-4 & 52' TENDER with OPERATING HEADLIGHT

Standard Pack: 6 • \$114.00 each



SANTA FE #3780
Item No. 58052



BURLINGTON #5605
Item No. 58066

NORTHERN 4-8-4 & VANDERBILT TENDER with OPERATING HEADLIGHT

Standard Pack: 6 • \$114.00 each



SOUTHERN PACIFIC™
Item No. 58157



GREAT NORTHERN
Item No. 58161

PRAIRIE 2-6-2 & TENDER

Standard Pack: 12 • \$73.00 each



UNION PACIFIC #1836
Item No. 51551

SOUTHERN
Item No. 51554



BALTIMORE & OHIO™
Item No. 51562



NEW YORK CENTRAL #1905
Item No. 51570



DENVER & RIO GRANDE WESTERN™
Item No. 51589



PAINTED UNLETTERED
Item No. 51598



USRA 0-6-0 SWITCHER & TENDER

Standard Pack: 12 • \$56.00 each



UNION PACIFIC
Item No. 50551



SANTA FE #3283
Item No. 50552



PENNSYLVANIA
Item No. 50564



NEW YORK CENTRAL
Item No. 50570



CANADIAN PACIFIC
Item No. 50579



PAINTED UNLETTERED
Item No. 50598

4-4-0 AMERICAN & TENDER

Standard Pack: 12 • \$73.00 each



BALTIMORE & OHIO
Item No. 11751



CHICAGO, BURLINGTON & QUINCY #170
Item No. 11752



PENNSYLVANIA
Item No. 11753



UNION PACIFIC #119
Item No. 51151



CENTRAL PACIFIC "JUPITER"
Item No. 51174

EMD GP50 with OPERATING DIRECTIONAL HEADLIGHTS

Standard Pack: 12 • \$38.00 each



UNION PACIFIC
Item No. 61251



SANTA FE
Item No. 61252



SOUTHERN
Item No. 61254



MONTANA RAIL LINK
Item No. 61283



NORFOLK SOUTHERN
Item No. 61291



NORFOLK & WESTERN
Item No. 61292

EMD GP40 with OPERATING DIRECTIONAL HEADLIGHTS

Standard Pack: 12 • \$38.00 each



UNION PACIFIC
Item No. 63551



SANTA FE
Item No. 63552



CONRAIL
Item No. 63556



CHESSIE
Item No. 63559



WESTERN MARYLAND
Item No. 63587



ALASKA
Item No. 63598

GE B23-7/B30-7 with OPERATING DIRECTIONAL HEADLIGHTS

Standard Pack: 12 • \$60.00 each



SANTA FE #6410
Item No. 61351



CONRAIL #1991
Item No. 61352



CHESSIE SYSTEM #8256
Item No. 61353



BURLINGTON NORTHERN #5491
Item No. 61354



MISSOURI PACIFIC™ #4637
Item No. 61355



CSX #5542
Item No. 61356

FAIRBANKS MORSE H16-44 with OPERATING DIRECTIONAL HEADLIGHTS

Standard Pack: 12 • \$65.00 each



SANTA FE #3015
Item No. 61451



BALTIMORE & OHIO® #927
Item No. 61452



CANADIAN PACIFIC #8551
Item No. 61453



VIRGINIAN #33
Item No. 61454



NORFOLK & WESTERN #146
Item No. 61455



SOUTHERN #2149
Item No. 61456

U36-B with OPERATING DIRECTIONAL HEADLIGHTS

Standard Pack: 12 • \$38.00 each



SANTA FE
Item No. 64052



BURLINGTON NORTHERN
Item No. 64053



CSX
Item No. 64068

MDT PLYMOUTH

Standard Pack: 12 • \$36.00 each



SANTA FE #32
Item No. 60052



BURLINGTON #9280
Item No. 60066



INDUSTRIAL - YELLOW
Item No. 60089



INDUSTRIAL - RED
Item No. 60090

BRILL TROLLEY

Standard Pack: 12 • \$38.00 each



CHRISTMAS
Item No. 61085



MAIN STREET
Item No. 61090



GREEN
Item No. 61093



YELLOW #36
Item No. 61098

PCC TROLLEY

Standard Pack: 12 • \$38.00 each



PTC
Item No. 62995



YELLOW
Item No. 62998

85' BUDD AMTRAK PASSENGER CAR with LIGHTED INTERIOR

Standard Pack: 12 • \$35.00 each



AMFLEET I PHASE II COACH
Item No. 14156



AMFLEET I PHASE III COACH
Item No. 14157



AMFLEET I PHASE IV COACH
Item No. 14158



AMFLEET I PHASE IV B COACH
Item No. 14164



AMFLEET I PHASE V COACH
Item No. 14166



AMFLEET I ACELA REGIONAL COACH
Item No. 14159



AMFLEET I PHASE II CAFÉ
Item No. 14160



AMFLEET I PHASE III CAFÉ
Item No. 14161



AMFLEET I PHASE IV CAFÉ
Item No. 14162



AMFLEET I PHASE IV B CAFÉ
Item No. 14165



AMFLEET I PHASE V CAFÉ
Item No. 14167



AMFLEET I ACELA REGIONAL CAFÉ
Item No. 14163

85' FULL-DOME PASSENGER CAR

Standard Pack: 12 • \$15.00 each



SANTA FE
Item No. 74352



AMTRAK
Item No. 74355

Some HO scale versions of our N scale *Silver Series*® rolling stock are shown on these pages for illustration purposes.

40' BOX CAR

Standard Pack: 12 • \$11.00 each



READING "BEE LINE"
Item No. 70060



NEW YORK CENTRAL
Item No. 70070



RUTLAND
Item No. 70079



ALTON & SOUTHERN
Item No. 70084



WESTERN MARYLAND
Item No. 70087



DENVER & RIO GRANDE WESTERN™
Item No. 70089

50' PLUG-DOOR BOX CAR

Standard Pack: 12 • \$11.00 each



FRISCO
Item No. 71075



CHESSIE
Item No. 71059



MILWAUKEE ROAD
Item No. 71067



ERIE LACKAWANNA
Item No. 71078



WESTERN MARYLAND
Item No. 71087



50' STEEL REEFER

Standard Pack: 12 • \$11.00 each



UNION PACIFIC
Item No. 70951



SANTA FE
Item No. 70952



CANADIAN NATIONAL
Item No. 70963



FRUIT GROWERS EXPRESS
Item No. 70990



TROPICANA
Item No. 70997



PACIFIC FRUIT EXPRESS™
Item No. 70998



40' GONDOLA

Standard Pack: 12 • \$11.00 each



BURLINGTON
Item No. 73666



UNION PACIFIC
Item No. 73651



SOUTHERN
Item No. 73654



NORFOLK & WESTERN
Item No. 73692



WABASH
Item No. 73697



40' SINGLE-DOME TANK CAR

Standard Pack: 12 • \$11.00 each



MAGNOLIA
Item No. 73481



SHELL
Item No. 73484



PENNSALT
Item No. 73486



QUAKER STATE
Item No. 73487



PHILLIPS 66
Item No. 73490



TAGOLENE
Item No. 73493



HI-CUBE BOX CAR

Standard Pack: 12 • \$11.00 each



UNION PACIFIC
Item No. 71251



BURLINGTON
Item No. 71266



NEW YORK CENTRAL
Item No. 71270



DENVER & RIO GRANDE WESTERN™
Item No. 71289

40' STOCK CAR

Standard Pack: 12 • \$11.00 each



UNION PACIFIC
Item No. 71551



BALTIMORE & OHIO
Item No. 71562



NORTHERN PACIFIC
Item No. 71584



Some HO scale versions of our N scale *Silver Series*® rolling stock are shown on these pages for illustration purposes.

40' THREE-DOME TANK CAR

Standard Pack: 12 • \$11.00 each



DEEP ROCK
Item No. 70180



SHELL
Item No. 70184



QUAKER STATE
Item No. 70187



PANHANDLE REFINING CO.
Item No. 70189



NORTHERN CALIFORNIA WINERIES
Item No. 70191



TRANCONTINENTAL OIL
Item No. 71092

56' CENTER-FLOW HOPPER

Standard Pack: 12 • \$11.00 each



SANTA FE
Item No. 70552



ROCK ISLAND
Item No. 70558



NEW YORK CENTRAL
Item No. 70570



LEHIGH VALLEY
Item No. 70577



ERIE LACKAWANA
Item No. 70578



SHELL
Item No. 70584

40' QUAD HOPPER

Standard Pack: 12 • \$11.00 each



READING
Item No. 73360



CSX
Item No. 73368



CHESAPEAKE & OHIO
Item No. 73372



SEABOARD
Item No. 73390



NORFOLK & WESTERN
Item No. 73392



MINNEAPOLIS & ST. LOUIS
Item No. 73396



PS2 COVERED HOPPER

Standard Pack: 12 • \$11.00 each



GREAT NORTHERN
Item No. 73861



BALTIMORE & OHIO
Item No. 73862



KOPPERS PLASTICS
Item No. 73893



WABASH
Item No. 73897

52' CENTER-DEPRESSED FLAT CAR

Standard Pack: 12



with MISSILE
Item No. 71391 • \$16.00



with TRANSFORMER
Item No. 71398 • \$13.00



with NO LOAD
Item No. 71399 • \$12.00

TRI-LEVEL/CRANE & BOOM

Standard Pack: 12



89' TRI-LEVEL with AUTOS
SANTA FE
Item No. 46502 • \$18.00



250-TON CRANE & BOOM
UNION PACIFIC
Item No. 46611 • \$21.00



250-TON CRANE & BOOM
SANTA FE
Item No. 46612 • \$21.00

36' WIDE-VISION CABOOSE

Standard Pack: 12 • \$11.00 each



UNION PACIFIC
Item No. 70751



SANTA FE
Item No. 70752



BURLINGTON NORTHERN
Item No. 70753



CSX
Item No. 70768



ERIE LACKAWANNA
Item No. 70778



NORFOLK & WESTERN
Item No. 70792

Some HO scale versions of our N scale *Silver Series*[®] rolling stock are shown on this page for illustration purposes.



Instant buildings for your railroad! The already-assembled models shown on these pages will add interest and realism to any N scale layout.



AUTO BODY SHOP
Item No. 45708 • Standard Pack: 12 • \$12.00



DRIVE-IN BURGER STAND
Item No. 45709 • Standard Pack: 12 • \$12.00



DRIVE-IN BANK
Item No. 45804 • Standard Pack: 12 • \$12.00



SCHOOL HOUSE
Item No. 45807 • Standard Pack: 12 • \$12.00



FARM HOUSE
Item No. 45812 • Standard Pack: 12 • \$12.00



TWO-STORY HOUSE
Item No. 45813 • Standard Pack: 12 • \$12.00



NEW ENGLAND RANCH HOUSE
Item No. 45814 • Standard Pack: 12 • \$12.00



FACTORY
Item No. 45902 • Standard Pack: 12 • \$13.00



CAR SHOWROOM
Item No. 45903 • Standard Pack: 12 • \$13.00



GAS STATION

Item No. 45904 • Standard Pack: 12 • \$13.00




PLATFORM STATION

Item No. 45906 • Standard Pack: 12 • \$13.00



FREIGHT STATION

Item No. 45907 • Standard Pack: 12 • \$13.00



PASSENGER STATION

Item No. 45908 • Standard Pack: 12 • \$13.00




CONTEMPORARY HOUSE

Item No. 45909 • Standard Pack: 12 • \$13.00



WATER TANK

Item No. 45810 • Standard Pack: 12 • \$12.00



COUNTRY CHURCH

Item No. 45815 • Standard Pack: 12 • \$12.00



COALING STATION

Item No. 45811 • Standard Pack: 12 • \$12.00

ASSEMBLED BUILDINGS AND ACCESSORIES

N SCALE



ELECTRIC DIESEL HORN in OIL TANK
Item No. 46708 • Standard Pack: 12 • \$27.00



STEAM WHISTLE in FREIGHT STATION
Item No. 46709 • Standard Pack: 12 • \$27.00



BLINKING OIL TANK
Item No. 46712 • Standard Pack: 12 • \$16.00



DUAL CROSSING GATES
Item No. 46720 • Standard Pack: 12 • \$9.00



BLINKING BRIDGE & TRESTLE
(18 pieces)
Item No. 46721 • Standard Pack: 12 • \$13.00



BRIDGE & TRESTLE
(31 pieces)
Item No. 46723 • Standard Pack: 12 • \$13.00




FIGURE SET
Item No. 42502 • Standard Pack: 24 • \$6.50



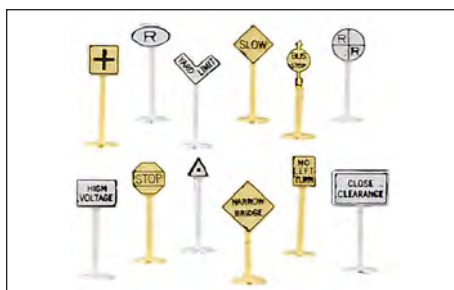
CROSSING GATES and SIGNALS
(12 pieces)
Item No. 42504 • Standard Pack: 24 • \$6.50



ANIMAL SET
Item No. 42505 • Standard Pack: 24 • \$6.50



TELEPHONE POLES
(12 pieces)
Item No. 42506 • Standard Pack: 24 • \$6.50



RAILROAD and STREET SIGNS
(24 pieces)
Item No. 42513 • Standard Pack: 24 • \$6.50



ROAD CROSSING
Item No. 42522 • Standard Pack: 24 • \$6.50



11.25" RADIUS CURVED TRACK

Item No. 44801 • \$12.00
(6/card)
Standard Pack: 12



6 pieces of track make up one half (180°) of an 11.25" radius circle.

11.25" RADIUS TERMINAL RERAILER with WIRE

Item No. 44802 • \$6.50
(1/card)
Standard Pack: 12



19" RADIUS CURVED TRACK

Item No. 44804 • \$16.50
(6/card)
Standard Pack: 12



6 pieces of track make up one quarter (90°) of a 19" radius circle.

5" STRAIGHT TRACK

Item No. 44811 • \$12.00
(6/card)
Standard Pack: 12



10" STRAIGHT TRACK

Item No. 44815 • \$21.00
(6/card)
Standard Pack: 12



10" STRAIGHT TERMINAL RERAILER with WIRE

Item No. 44820 • \$8.50
(1/card)
Standard Pack: 6




10" STRAIGHT with UNDER-TRACK TERMINAL

Item No. 44897 • \$8.50
(1/card)
Standard Pack: 6



ASSORTED SECTIONS STRAIGHT TRACK

Item No. 44829 • \$21.00
(short pieces)
Standard Pack: 12



30 DEGREE CROSSING

Item No. 44840 • \$17.50
(1/card)
Standard Pack: 12



90 DEGREE CROSSING

Item No. 44841 • \$17.50
(1/card)
Standard Pack: 6



60 DEGREE CROSSING

Item No. 44842 • \$17.50
(1/card)
Standard Pack: 12



45 DEGREE CROSSING

Item No. 44843 • \$17.50
(1/card)
Standard Pack: 12



REMOTE TURNOUT - LEFT

Item No. 44861 • \$21.50
(1/card)
Standard Pack: 12



REMOTE TURNOUT - RIGHT

Item No. 44862 • \$21.50
(1/card)
Standard Pack: 12



#6 WYE TURNOUT

Item No. 44869 • \$48.00
(1/card)
Standard Pack: 6



**#6 SINGLE CROSSOVER
TURNOUT - LEFT**
Item No. 44875 • \$84.00
(1/card)
Standard Pack: 6



**#6 SINGLE CROSSOVER
TURNOUT - RIGHT**
Item No. 44876 • \$84.00
(1/card)
Standard Pack: 6



HAYES BUMPERS
Item No. 44891 • \$14.50
(2/card)
Standard Pack: 12



DUMMY KNUCKLE COUPLERS (non-operating)



DUMMY KNUCKLE COUPLERS - VARIETY PACK
Standard Pack: 12 cards with 12 sets of 3 coupler pairs per card
Item No. 42531 • \$23.50 each card
A set of three coupler pairs contains one pair each appropriate for rolling stock, standard line locomotives and *Spectrum*® locomotives.



DUMMY KNUCKLE COUPLER - ECONOMY PACK
Standard Pack: 12 cards with 25 coupler pairs per card
Item No. 42532 • \$17.50 each card
Economy pack couplers are appropriate for installation on rolling stock.



DUMMY KNUCKLE COUPLER TRUCK ASSEMBLY
(without wheels)

Standard Pack: 12 cards with 12 truck pairs per card
Item No. 42533 • \$23.50 each card



BULK PACK
30" STRAIGHT TRACK
Item No. 44887 • \$270.00
(25 per carton)
Standard Pack: 1

BULK NICKEL SILVER/GRAY ROADBED E-Z TRACK (BY THE CARTON)

Item No. 44880	11.25" RADIUS CURVED TRACK - BULK (50 pieces per carton)	Standard Pack: 1
Item No. 44881	5" STRAIGHT TRACK - BULK (50 pieces per carton)	\$90.00
Item No. 44882	10" STRAIGHT TRACK - BULK (50 pieces per carton)	\$150.00
Item No. 44884	19" RADIUS CURVED TRACK - BULK (50 pieces per carton)	\$150.00
Item No. 44887	30" STRAIGHT TRACK - BULK (25 pieces per carton)	\$270.00



16-PIECE E-Z TRACK GRADUATED PIER SET
Item No. 44871 • Standard Pack: 12 • \$16.00



8-PIECE E-Z TRACK TALL PIER SET
Item No. 44872 • Standard Pack: 12 • \$13.00

E-Z TRACK CROSSING GATE

Item No. 44879 • Standard Pack: 6 • \$29.00



Plasticville® U.S.A.

O SCALE
PLASTICVILLE® U.S.A. BUILT-UPS

Standard Pack: 3

Since 1947, hobbyists and collectors have made *Plasticville® U.S.A.* products their structures of choice. Now, in addition to our traditional, easy-to-assemble kits, Bachmann is pleased to offer these pre-assembled *Plasticville® U.S.A.* buildings.

Plasticville® pieces add character and dimension to your O scale layout. Many buildings and accessories have been added to the *Plasticville®* line throughout its history, and many are still produced from their original molds. As a fun challenge to collectors, you can collect hundreds of product, color, and packaging variations that have occurred over the years (you can even join the independent Plasticville Collectors Association at plasticvilleusa.org). Whether you're new in town or an established civic leader, Bachmann builds *Plasticville® U.S.A.* for you. City growth is limited only by your imagination!



COALING STATION
Item No. 45301 • \$39.00



SPLIT-LEVEL HOUSE
Item No. 45302 • \$35.00



TOWN HALL
Item No. 45303 • \$42.00



SCHOOL HOUSE
with PLAYGROUND EQUIPMENT
Item No. 45304 • \$35.00



TWO-STORY HOUSE
Item No. 45305 • \$35.00



HOBO JUNGLE
Item No. 45306 • \$35.00



LOADING PLATFORM &
CROSSING SHANTY
Item No. 45307 • \$35.00



COUNTRY CHURCH
Item No. 45308 • \$39.00



SIGNAL BRIDGE
Item No. 45309 • \$39.00



TRAILER PARK
with TWO TRAILERS
& FLAG POLE with FLAG
Item No. 45310 • \$39.00



CAPE COD HOUSES
(2 per box)
Item No. 45313 • \$35.00



BANK
Item No. 45311 • \$35.00



HOSPITAL with FURNITURE
Item No. 45312 • \$39.00



APARTMENT BUILDING
Item No. 45315 • \$30.00



ROADSIDE STAND
Item No. 45314 • \$30.00



HOUSE UNDER CONSTRUCTION
Item No. 45316 • \$30.00




COVERED BRIDGE
Item No. 45317 • \$30.00



UNION STATION
Item No. 45318 • \$30.00

Plasticville®

U.S.A.



TURNPIKE INTERCHANGE
Item No. 45601 • Standard Pack: 12 • \$24.00



DAIRY BARN
Item No. 45602 • Standard Pack: 12 • \$17.50



WINDMILL with FARM MACHINERY
Item No. 45603 • Standard Pack: 12 • \$17.50



FARM OUTBUILDINGS
Item No. 45604 • Standard Pack: 12 • \$14.00



DINER
Item No. 45605 • Standard Pack: 12 • \$17.50



FROSTY BAR
Item No. 45606 • Standard Pack: 12 • \$14.00



SPLIT-LEVEL HOUSE
Item No. 45607 • Standard Pack: 12 • \$24.00



CAPE COD HOUSES
(2 per box)
Item No. 45608 • Standard Pack: 12 • \$17.50



POLICE STATION with POLICE CAR
Item No. 45609 • Standard Pack: 12 • \$17.50



**FIRE HOUSE with PUMPER TRUCK,
LADDER TRUCK & FIRE CHIEF CAR**
Item No. 45610 • Standard Pack: 12 • \$24.00


Some models on these pages have been weathered and painted for illustration purposes.



SCHOOL HOUSE with PLAYGROUND EQUIPMENT
Item No. 45611 • Standard Pack: 12 • \$20.00



TRAILER PARK with 3 TRAILERS & FLAG POLE with FLAG
Item No. 45612 • Standard Pack: 12 • \$17.50



TOWN HALL
Item No. 45614 • Standard Pack: 12 • \$24.00



GREENHOUSE with FLOWERS
Item No. 45615 • Standard Pack: 12 • \$20.00



MOTEL
Item No. 45618 • Standard Pack: 12 • \$17.50

Some models on these pages have been weathered and painted for illustration purposes.



ROADSIDE STAND
Item No. 45621 • Standard Pack: 12 • \$17.50



TWO-STORY HOUSE
Item No. 45622 • Standard Pack: 12 • \$20.00



SIGNAL BRIDGE
Item No. 45623 • Standard Pack: 12 • \$17.50



TRESTLE BRIDGE
Item No. 45975 • Standard Pack: 12 • \$17.50




UNION STATION
Item No. 45976 • Standard Pack: 12 • \$17.50



LOADING PLATFORM & CROSSING SHANTY
Item No. 45977 • Standard Pack: 12 • \$20.00



WATER TOWER
Item No. 45978
Standard Pack: 12 • \$14.00



COALING STATION
Item No. 45979
Standard Pack: 12 • \$20.00



CATHEDRAL
Item No. 45981
Standard Pack: 12 • \$17.50



APARTMENT BUILDING
Item No. 45980 • Standard Pack: 12 • \$20.00



LOG CABIN with RUSTIC FENCE
Item No. 45982 • Standard Pack: 12 • \$17.50



HOBO JUNGLE
(2 shacks, box car, outhouse)
Item No. 45983 • Standard Pack: 12 • \$17.50




RUSTIC FENCE
Item No. 45984 • Standard Pack: 12 • \$20.00



AIRPORT TERMINAL
Item No. 45985 • Standard Pack: 12 • \$20.00



AIRPORT HANGAR with AIRPLANES
Item No. 45986 • Standard Pack: 12 • \$20.00



VEHICLE ASSORTMENT
(bus, car, ambulance, fire trucks)
Item No. 45987 • Standard Pack: 12 • \$16.50



PLATFORM FENCE with GATE
Item No. 45991 • Standard Pack: 12 • \$13.50



COVERED BRIDGE
Item No. 45992 • Standard Pack: 12 • \$20.00

Some models on these pages have been weathered and painted for illustration purposes.



White Pass & Yukon

Item No. 90059 • Standard Pack: 1 • \$465.00

Born out of the Klondike Gold Rush of the late 19th Century, the White Pass & Yukon line has ably handled freight and passenger traffic for more than 100 years. Today, the WP & Y thrives as a heritage railway, allowing tourists close-up views of spectacular Alaskan scenery. This ready-to-run electric train set comes complete with an Anniversary Edition 4-6-0 steam locomotive (with operating headlight, smoke, speed-synchronized sound, metal wheels, siderods, and detail parts), coal tender, coach and observation car with metal wheels, 32 running feet of track that can build up to a giant 12' x 6' oval, engineer and fireman figures, power pack and speed controller, and illustrated instruction manual.



The Original
BACHMANN BIG HAULERS

With its operating headlight, smoke, and speed-synchronized sound, the 4-6-0 has long served as the backbone of our Large Scale line, providing motive power to Bachmann *Big Haulers*® sets for over a decade. With more than 1 million sold, the 4-6-0 has helped bring the hobby of model railroading to people all around the world.

In 2000, a 10th Anniversary Edition of the intrepid 4-6-0 was first introduced as a separate-sale item, equipped with the latest drive mechanism, metal siderods, and numerous separate detail parts. Nicknamed the “Annie” by posters on the “Ask the Bach Man” message board at www.bachmanntrains.com, the Anniversary Edition 4-6-0 continues to be a top seller. This year, Bachmann is pleased offer two giant-sized limited edition sets featuring this excellent performer and mainstay in the Bachmann Large Scale line, the *White Pass & Yukon* and the *Wonderland Flyer*.

The *White Pass & Yukon* features an Anniversary Edition 4-6-0 steam locomotive, coal tender, coach and observation cars, plus 32 running feet of track that can build up to a giant 12' x 6' oval. Featuring 32 running feet of track as well is the *Wonderland Flyer*, which also includes an Anniversary Edition 4-6-0 steam locomotive, coal tender, box car, gondola with presents, and passenger car. Visit your local hobby retailer to learn more about these limited edition train sets and Bachmann's complete line of model railroading products!



32 Running Feet of Track Can Build from a 4'3" Circle to a GIANT 12' x 6' Oval

Speed Controller with Plug-In Wiring

ALL SETS ARE READY TO RUN AND PROTECTED BY BACHMANN'S EXCLUSIVE LIFETIME LIMITED WARRANTY.
Note: Sound system and passenger car lights (if applicable) require one 9V battery each for operation. Batteries are not included.



32 Running Feet of Track Can Build from a 4'3" Circle to a GIANT 12' x 6' Oval



Speed Controller with Plug-In Wiring



DVD Format Video Instructions

Tweetsie Railroad

Item No. 90033 • Standard Pack: 1 • \$435.00

Originally carrying passengers through the Blue Ridge mountains from Johnson City, Tennessee to Boone, North Carolina was the East Tennessee & Western North Carolina Railroad (ET&WNC). Operating today and listed on the National Register of Historic Places, you'll understand this train's nickname when you hear the "Tweetsie's" whistle echoing across the valleys of the Blue Ridge. This *Tweetsie Railroad* train set comes complete with a 4-6-0 steam locomotive (with operating headlight, smoke and speed-synchronized sound), coal tender, flat car with logs, box car, combine with operating door and lighted interior, and engineer and fireman figures. Also included are an 8'2" x 4'3" oval of track (20 pieces), power pack and speed controller, illustrated "Bach Man" instruction manual, and DVD format video instructions.




ALL SETS ARE READY TO RUN AND PROTECTED BY BACHMANN'S EXCLUSIVE LIFETIME LIMITED WARRANTY.
Note: Sound system and passenger car lights (if applicable) require one 9V battery each for operation. Batteries are not included.



Wonderland Flyer

Item No. 90047 • Standard Pack: 1 • \$490.00

From the end to end, this freight train set is brimming with holiday railroading fun! The limited edition *Wonderland Flyer* features an Anniversary Edition 4-6-0 steam locomotive (with operating headlight, realistic smoke, speed-synchronized steam sound, metal wheels, siderods, and detail parts), coal tender, box car, gondola with presents, combine with operating door and lighted interior, candystripe crossbucks, Santa figure, 32 running feet of track that can build up to a giant 12' x 6' oval, power pack and speed controller with plug-in wiring, and DVD format video instructions.



Speed Controller
with Plug-In Wiring

DVD Format
Video Instructions

Night Before Christmas™

Item No. 90037 • Standard Pack: 1 • \$375.00

Perhaps there is no other gift more fun to find under the Christmas tree than a brand new train. Delivering its promise of magic and delight is the *Night Before Christmas* train set. The *Night Before Christmas* comes complete with a 4-6-0 steam locomotive (with operating headlight, smoke and speed-synchronized sound), tender with coal load, gondola, bobber caboose, and Santa figure. Also included are a 5'4" x 4'3" oval of track (14 pieces), power pack and speed controller, illustrated "Bach Man" instruction manual, and DVD format video instructions.



North Pole Special

Item No. 90044 • Standard Pack: 1 • \$435.00

The holidays just aren't complete without a train under the tree, and making sure there's plenty of cheer for everyone is the *North Pole Special*. Our exclusively-named North Pole & Southern Railway magically transports its precious cargo of Christmas gifts around the world, delivering with them the happiness and hope the season brings. This *North Pole Special* set comes complete with a 4-6-0 steam locomotive (with operating headlight, smoke and speed-synchronized sound), coal tender, North Pole & Southern flat car, Christmas box car, Season's Greetings combine with operating door and lighted interior, engineer and fireman figures, 8'2" x 4'3" oval of track (20 pieces), power pack and speed controller, illustrated "Bach Man" instruction manual, and DVD format video instructions.




ALL SETS ARE READY TO RUN AND PROTECTED BY BACHMANN'S EXCLUSIVE LIFETIME LIMITED WARRANTY.
Note: Sound system and passenger car lights (if applicable) require one 9V battery each for operation. Batteries are not included.



Speed Controller
with Plug-In Wiring



DVD Format
Video Instructions



Speed Controller
with Plug-In Wiring



DVD Format
Video Instructions



Speed Controller
with Plug-In Wiring



DVD Format
Video Instructions

Bachmann Brothers Big Top

Item No. 90049 • Standard Pack: 1 • \$375.00

Visible from afar, it's the big top tent that calls "children of all ages" to the circus grounds. Inspiring fantastic dreams of the sights and sounds within, our *Bachmann Brothers Big Top* recalls circus memories of a bygone era. A great starter set for beginners and collectors alike, this ready-to-run set comes complete with a 4-6-0 steam locomotive (with operating headlight, smoke and speed-synchronized sound), coal tender, stock car with zebra, bobber caboose, 5'4" x 4'3" oval of track (14 pieces), power pack and speed controller, illustrated instruction manual, and DVD format video instructions.



ALL SETS ARE READY TO RUN AND PROTECTED BY BACHMANN'S EXCLUSIVE LIFETIME LIMITED WARRANTY.

Note: Sound system and passenger car lights (if applicable) require one 9V battery each for operation. Batteries are not included.



Mountaineer

Item No. 90048 • Standard Pack: 1 • \$425.00

Beginning construction in the mountains of post-Civil War Tennessee, the East Tennessee and Western North Carolina Railroad Company was known locally as the “Eat Taters and Wear No Clothes” railroad. Narrow gauge operations began in 1881, and after nearly 60 years of operation, developing interstate highway systems and the torrential rains of 1940 worked to bring about the railroad’s demise. Following a series of purchases and acquisitions (singing cowboy Gene Autry once owned an ET & WNC

locomotive), the railroad was resurrected in 1956, going on to become one of North Carolina’s favorite travel attractions. Our *Mountaineer* passenger set comes complete with a 4-6-0 steam locomotive (with operating headlight, smoke, and speed-synchronized sound), coal tender, coach with lighted interior, and observation car with lighted interior. The set also includes an 8’2” x 4’3” oval of track (20 pieces), power pack and speed controller, illustrated “Bach Man” instruction manual, and DVD format video instructions.



Speed Controller
with Plug-in Wiring



DVD Format
Video Instructions



Silverado

Item No. 90050 • Standard Pack: 1 • \$425.00

In the years following the Civil War, the wild west offered hope to a recovering nation. The Comstock Lode promised much-needed wealth to help fund the reconstruction of the Union, but a railroad was needed to carry passengers and freight from remote silver mines to the boomtowns that sprang up around them. The Virginia & Truckee Railroad Company answered the call with trains like our *Silverado*. This ready-to-run electric train set comes complete with a 4-6-0 steam locomotive (with operating headlight, smoke, and speed-synchronized sound), tender with wood load, combine with operating door and lighted interior, observation car with lighted interior and drumhead, 8'2" x 4'3" oval of track (20 pieces), power pack and speed controller, illustrated instruction manual, and DVD format video instructions.



Pioneer

Item No. 90055 • Standard Pack: 1 • \$350.00

Exploring the seemingly endless vistas of an expanding country, the steadfast *Pioneer* hauls the freight to build a nation. Our *Pioneer* train set comes complete with a 4-6-0 steam locomotive (with operating headlight, smoke, and speed-synchronized sound), coal tender, reefer, bobber cabooses, 5'4" x 4'3" oval of track (14 pieces), power pack and speed controller, illustrated "Bach Man" instruction manual, and DVD format video instructions.



ALL SETS ARE READY TO RUN AND PROTECTED BY BACHMANN'S EXCLUSIVE LIFETIME LIMITED WARRANTY.
Note: Sound system and passenger car lights (if applicable) require one 9V battery each for operation. Batteries are not included.



Speed Controller
with Plug-In Wiring



DVD Format
Video Instructions



Speed Controller
with Plug-In Wiring



DVD Format
Video Instructions

Summit Pass

Item No. 90056 • Standard Pack: 1 • \$350.00

Bachmann's exclusive Glenbrook Valley Railroad expands into large scale with this ready-to-run electric train set. Your mountain towns and riverside villages need supplies in order to grow, and our *Summit Pass* delivers excitement for all! The *Summit Pass* comes complete with a 4-6-0 steam locomotive (with operating headlight, smoke, and speed-synchronized sound), wood tender, reefer, bobber caboose, 5'4" x 4'3" oval of track (14 pieces), power pack and speed controller, illustrated "Bach Man" instruction manual, and DVD format video instructions.



Durango & Silverton - Freight

Item No. 90057 • Standard Pack: 1 • \$350.00


After founding the town of Durango, Colorado in 1880, the Denver & Rio Grande Railway began construction of a rail line the following year that connected their new community to nearby Silverton. Designed primarily to haul gold and silver from the San Juan Mountains, it is estimated that more than \$300 million in precious metals have traveled the line throughout its history. This *Durango & Silverton Freight* set comes complete with a 4-6-0 steam locomotive (with operating headlight, smoke, and speed-synchronized sound), coal tender, box car, bobber caboose, 5'4" x 4'3" oval of track (14 pieces), power pack and speed controller, illustrated "Bach Man" instruction manual, and DVD format video instructions.



ALL SETS ARE READY TO RUN AND PROTECTED BY BACHMANN'S EXCLUSIVE LIFETIME LIMITED WARRANTY.
Note: Sound system and passenger car lights (if applicable) require one 9V battery each for operation. Batteries are not included.

ELECTRIC TRAIN SETS


Large SCALE



Speed Controller
with Plug-In Wiring



DVD Format
Video Instructions



Speed Controller
with Plug-In Wiring



DVD Format
Video Instructions





Durango & Silverton - Passenger

Item No. 90058 • Standard Pack: 1 • \$425.00

Built originally as a mining line, the scenic value of the *Durango & Silverton* was quickly recognized in passenger service. After surviving natural disasters, wars, and financial instability, a determined staff (and starring roles in several Hollywood movies) promoted the tourism that ensures the line's survival to this day. Now recognized as a National Historic Landmark and a National Historic Civil Engineering Landmark, the *Durango & Silverton* continues to provide year-round tourist service. Our *Durango & Silverton Passenger* set comes complete with a 4-6-0 steam locomotive (with operating headlight, smoke, and speed-synchronized sound), coal tender, coach with lighted interior, observation car with lighted interior, 8'2" x 4'3" oval of track (20 pieces), power pack and speed controller, illustrated instruction manual, and DVD format video instructions.



Pennsylvanian

Item No. 90082 • Standard Pack: 1 • \$425.00

Recognized as "the Standard Railroad of America," the Pennsylvania Railroad earned the distinction of being the largest railroad in the world for much of its 122-year history. Modeled after a typical passenger train of the early twentieth century, the mighty *Pennsylvanian* serves passengers north, south, east, and west of your imagination. This ready-to-run electric train set comes complete with a PRR green 4-6-0 steam locomotive (with operating headlight, smoke, and speed-synchronized sound), coal tender, Tuscan red coach with lighted interior, observation car with lighted interior and drumhead, 8'2" x 4'3" oval of track (20 pieces), power pack and speed controller, illustrated "Bach Man" instruction manual, and DVD format video instructions.



ALL SETS ARE READY TO RUN AND PROTECTED BY BACHMANN'S EXCLUSIVE LIFETIME LIMITED WARRANTY.
Note: Sound system and passenger car lights (if applicable) require one 9V battery each for operation. Batteries are not included.



Speed Controller with Plug-In Wiring

DVD Format Video Instructions



Speed Controller with Plug-In Wiring

DVD Format Video Instructions

Anniversary Edition 4-6-0 Steam Locomotive

Standard Pack: 1 • \$330.00 each

With its operating headlight, smoke, and speed-synchronized sound, the 4-6-0 has long served as the backbone of our Large Scale line, providing motive power to Bachmann *Big Haulers*® sets for over a decade. With more than 1 million sold, the 4-6-0 has helped bring the hobby of model railroading to people around the world.

Nicknamed the “Annie” by posters on the “Ask the Bach Man” message board at www.bachmanntrains.com, we're happy to offer this special anniversary edition 4-6-0 Steam Locomotive. With the latest drive mechanism, metal siderods, and separate detail parts, including separate piping and all metal handrails, this 4-6-0 is a locomotive that Mr. Baldwin & Company would be proud to call their own.



DENVER & RIO GRANDE WESTERN™
Item No. 81088



EAST BROAD TOP
Item No. 81093




RIO GRANDE SOUTHERN™
Item No. 81094




SOUTH PACIFIC COAST
Item No. 81095



DENVER & RIO GRANDE™
Item No. 81097



EAST TENNESSEE & WESTERN NORTH CAROLINA
Item No. 81098



PAINTED UNLETTERED
Item No. 81099



STREET CARS

Standard Pack: 3



OPEN STREET CAR

With motorman and conductor figures, interior lighting, diode directional headlights, and flip-over seats.

Item No. 93938 • \$140.00



CLOSED STREET CAR

With motorman and conductor figures, interior lighting, and diode directional headlights.

Item No. 93939 • \$140.00



CHRISTMAS STREET CAR with SANTA

With Santa Claus motorman and elf conductor figures, interior lighting, and diode directional headlights.

Item No. 93941 • \$165.00

HAND CARS

These single, self-propelled cars feature skew-wound motors and all-gear drive. Each car and trailer can be uncoupled if desired.

Standard Pack: 6



HAND CAR, TRAILER, 3 FIGURES & TOOLS

Complete with three crew figures and an assortment of separately molded "track gang" tools.

Item No. 96201 • \$109.00



CHRISTMAS HAND CAR

Complete with Santa, two elves, presents, and a candy-stripe crossbuck.

Item No. 96241 • \$125.00

1:20.3 SCALE ORE CARS

Standard Pack: 6 • \$46.00 each

Based on the side-dump cars named Large Scale Rolling Stock of the Year in *Model Railroader* magazine's Reader's Choice Awards, we offer three 1:20.3 scale ore cars. Two are upgraded versions of the original car, and the third is a V-Dump car. All cars feature metal underframes and are packed one to a box.



SIDE-DUMP CAR - BROWN
Item No. 92502



SIDE-DUMP CAR - BLACK
Item No. 92503



V-DUMP CAR
Item No. 92504

REEFER

Standard Pack: 6 • \$65.00 each



UNION PACIFIC®
(Tiffany)
Item No. 93201



SANTA FE
Item No. 93202



COLORADO & SOUTHERN
Item No. 93224



PAINTED UNLETTERED
Item No. 93270



All Bachmann
Large Scale rolling stock
is equipped with
metal wheels



BILLBOARD REEFER

Standard Pack: 6 • \$69.00 each



JOHN HARVARD'S BREWHOUSE
Item No. 98682



BRICKTOWN BREWERY
Item No. 98684



RIVER HORSE BREWING CO.
Item No. 98685



KENNEBEC RIVER BREWERY
Item No. 98689



AMHERST BREWING COMPANY
Item No. 98690



RAMAPO VALLEY BREWERY
Item No. 98691



DOGFISH HEAD CRAFT BREWERY
Item No. 98692



DOGFISH HEAD IPA
Item No. 98695

LOG CARS

Standard Pack: 6 • \$65.00 each



FLAT CAR with LOGS
(painted unlettered)
Item No. 98470



SKELETON LOG CAR with LOGS
Item No. 98490



Winner — 1997
Model Railroader
Reader's Choice
Award for
"Large Scale
Rolling Stock
of the Year"

STOCK CAR

Standard Pack: 6 • \$65.00 each



UNION PACIFIC®
Item No. 98101



DENVER & RIO GRANDE WESTERN™
Item No. 98118



EAST TENNESSEE
& WESTERN NORTH CAROLINA
Item No. 98120



COLORADO & SOUTHERN
Item No. 98124



REINDEER TRANSPORT CAR
(Christmas)
Item No. 98140



All Bachmann
Large Scale rolling stock
is equipped with
metal wheels

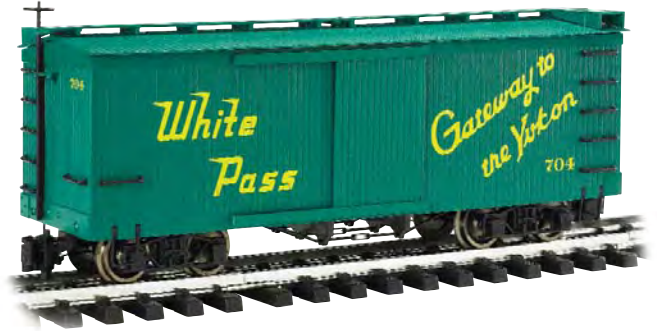


BOX CAR

Standard Pack: 6 • \$65.00 each



DENVER & RIO GRANDE WESTERN™
Item No. 93318



WHITE PASS & YUKON
Item No. 93319



EAST TENNESSEE & WESTERN NORTH CAROLINA
Item No. 93320



COLORADO & SOUTHERN
Item No. 93324



EAST BROAD TOP
Item No. 93330



GREAT CENTRAL
Item No. 93364



PENNSYLVANIA RAILROAD
(Union Line)
Item No. 93368

PAINTED UNLETTERED
(brown; not shown)
Item No. 93370



BACHMANN 175th ANNIVERSARY
(shown on inside front cover)
Item No. 93374

TANK CAR


Standard Pack: 6 • \$70.00 each



WHITE PASS
Item No. 93419



TEXACO
Item No. 93432



TIDEWATER
Item No. 93433



QUAKER STATE
Item No. 93436



GRAMPS
Item No. 93445



UNION TANK LINES
Item No. 93465



PAINTED UNLETTERED - BLACK
Item No. 93470



PAINTED UNLETTERED - SILVER
Item No. 93473



GONDOLA

Standard Pack: 6 • \$65.00 each



NEW YORK CENTRAL®
Item No. 93705

PAINTED UNLETTERED
(black; not shown)
Item No. 93770



DENVER & RIO GRANDE WESTERN™
Item No. 93718



COLORADO & SOUTHERN
Item No. 93724

HOPPER

Standard Pack: 6 • \$65.00 each



SOUTHERN
Item No. 98204

PAINTED UNLETTERED
(red; not shown)
Item No. 98270




PEABODY
Item No. 98229



EAST BROAD TOP
with Vulcan trucks
Item No. 98230

WOOD ORE CAR

Standard Pack: 6 • \$65.00 each



PENNSYLVANIA
Item No. 98514



PAINTED UNLETTERED
Item No. 98570



All Bachmann
Large Scale rolling stock
is equipped with
metal wheels

1:20.3 SCALE 20' BOX CAR

Standard Pack: 6 • \$65.00 each



FLORENCE & CRIPPLE CREEK
Item No. 95344



PENNSYLVANIA RAILROAD
(Union Line)
Item No. 95368



PAINTED UNLETTERED
Item No. 95370

1:20.3 SCALE 20' FLAT CAR

Standard Pack: 6 • \$65.00 each



BALTIMORE & OHIO™
Item No. 95612



ELY-THOMAS
Item No. 95627



PAINTED UNLETTERED
Item No. 95670

1:20.3 SCALE 20' GONDOLA

Standard Pack: 6 • \$65.00 each



COLORADO & SOUTHERN
Item No. 95724



PACIFIC COAST
Item No. 95728



VICTOR GOLD MINING
Item No. 95747



PAINTED UNLETTERED
Item No. 95770



8-WHEEL CABOOSE with CENTER CUPOLA & INTERIOR

Standard Pack: 6 • \$92.00 each



GREAT NORTHERN
Item No. 93811



EAST BROAD TOP
Item No. 93827



PAINTED UNLETTERED
Item No. 93870

LOGGING CABOOSE

Standard Pack: 6 • \$52.00



PAINTED UNLETTERED
Item No. 93170

BOBBER CABOOSE

Standard Pack: 6 • \$52.00 each



PENNSYLVANIA
Item No. 93114



WHITE PASS
Item No. 93119



EAST TENNESSEE
& WESTERN NORTH CAROLINA
Item No. 93120



RIO GRANDE SOUTHERN
Item No. 93142

BACHMANN BROTHERS CIRCUS CARS

Standard Pack: 4

Material featured with tent car is decorative only; complete scale tent is not included.



PERFORMERS OBSERVATION CAR
Item No. 97381 • \$100.00



TENT CAR
Item No. 98379 • \$93.00



POLE CAR
Item No. 98380 • \$93.00



FLAT CAR with BEAR and GORILLA WAGONS
Item No. 98381 • \$100.00



FLAT CAR with GIRAFFE and HIPPO WAGONS
Item No. 98382 • \$100.00



WATER TANK CAR
Item No. 98383 • \$80.00



ZEBRA STOCK CAR with ZEBRA
Item No. 98384 • \$80.00



CABOOSE
Item No. 98385 • \$57.00

JACKSON SHARP PASSENGER CARS with TRACK POWERED LIGHTING

Ride in style! These classic passenger cars feature track-powered interior lighting (except Baggage Car as per prototype) and metal handrails.

All cars Standard Pack: 4

Winner — 2000
Model Railroader
Reader's Choice
Award for
"Large Scale
Rolling Stock
of the Year"



COACH
East Tennessee & Western North Carolina
Item No. 89291 • \$90.00



COMBINE
East Tennessee & Western North Carolina
Item No. 89292 • \$90.00




FULL BAGGAGE
East Tennessee & Western North Carolina
Item No. 89293 • \$90.00



OBSERVATION
East Tennessee & Western North Carolina
Item No. 89294 • \$100.00



COACH "LAKE TUTSHI"
White Pass & Yukon
Item No. 89391 • \$90.00



COMBINE
White Pass & Yukon
Item No. 89392 • \$90.00



FULL BAGGAGE
White Pass & Yukon
Item No. 89393 • \$90.00



OBSERVATION
White Pass & Yukon
Item No. 89394 • \$100.00

JACKSON SHARP PASSENGER CARS
with TRACK POWERED LIGHTING (continued)

All cars Standard Pack: 4

Winner — 2000
Model Railroader
Reader's Choice
Award for
"Large Scale
Rolling Stock
of the Year"



COACH
East Broad Top
Item No. 89695 • \$90.00



COMBINE
East Broad Top
Item No. 89692 • \$90.00



FULL BAGGAGE
East Broad Top
Item No. 89693 • \$90.00



OBSERVATION "ORBISONIA"
East Broad Top
Item No. 89694 • \$100.00



COACH
Denver & Rio Grande Western™
Item No. 89791 • \$90.00



COMBINE
Denver & Rio Grande Western™
Item No. 89792 • \$90.00




FULL BAGGAGE
Denver & Rio Grande Western™
Item No. 89793 • \$90.00



OBSERVATION
Denver & Rio Grande Western™
Item No. 89794 • \$100.00

ROLLING STOCK KITS

Build your own freight or passenger line or kitbash the rolling stock of your dreams with these large scale kits. Metal wheels; other parts molded in gray plastic.



COACH with TRACK POWERED LIGHTING

Item No. 89491
Standard Pack: 4 • \$70.00

COMBINE with TRACK POWERED LIGHTING

Item No. 89492
Standard Pack: 4 • \$70.00

FULL BAGGAGE

Item No. 89493
Standard Pack: 4 • \$60.00

OBSERVATION with TRACK POWERED LIGHTING

Item No. 89494
Standard Pack: 4 • \$70.00

BOX CAR

Item No. 98911
Standard Pack: 6 • \$55.00

REEFER

Item No. 98912
Standard Pack: 6 • \$55.00

TANK CAR

Item No. 98913
Standard Pack: 6 • \$55.00

HOPPER

Item No. 98914
Standard Pack: 6 • \$55.00

GONDOLA

Item No. 98915
Standard Pack: 6 • \$55.00

FLAT CARS

(2 per box)
Item No. 98916
Standard Pack: 6 • \$60.00

BOBBER CABOSES

(2 per box; 2 flat roofs & 2 cupola roofs)
Item No. 98917
Standard Pack: 6 • \$60.00


8-WHEEL CABOOSE

with INTERIOR
Item No. 98918
Standard Pack: 6 • \$65.00

METAL WHEEL SETS

(4 per card)

Standard Pack: 6 • \$20.00 each



LARGE
31.0 mm
Item No. 92421



SMALL
24.5 mm
Item No. 92422

LARGE SCALE E-Z RIDERS™

Standard Pack: 6



with BALL-BEARING ROLLERS (4
per pack)
Item No. 92423 • \$54.50



without ball-bearing rollers (4
per pack)
Item No. 92424 • \$27.50


FIGURES

Standard Pack: 12 • \$6.00 unless otherwise noted



CONDUCTOR
SEATED FIGURE
STATION AGENT with HAT & COAT
FOREMAN
BRAKEMAN with LANTERN
FIREMAN with SHOVEL

Item No. 92311
Item No. 92312
Item No. 92313
Item No. 92314
Item No. 92315
Item No. 92316



TELEPHONE POLES
(12 per box)
Item No. 92200 • Standard Pack: 12 • \$12.00



SEATED ENGINEER
MOTORMAN with BLUE UNIFORM
CONDUCTOR with BLUE UNIFORM
POSEABLE MAN with BOWLER HAT
POSEABLE MAN with CAP

Item No. 92331
Item No. 92332
Item No. 92333
Item No. 92341
Item No. 92342



TRACK TOOLS
Item No. 92411 • Standard Pack: 12 • \$6.50



LOGS
Item No. 92201 • Standard Pack: 12 • \$22.00



ACCESSORIES

Standard Pack: 12 • \$6.50 each

TWO CHICKEN CRATES
SIX MILK CANS (two styles)
TWO LARGE SHIPPING CRATES
TWO SMALL SHIPPING CRATES
FOUR BARRELS
ONE TRUNK
ONE HAND TRUCK

Item No. 92412
Item No. 92413
Item No. 92414
Item No. 92415
Item No. 92416
Item No. 92417
Item No. 92418



MANUAL TURNOUTS

Standard Pack: 12 • \$38.00 each




LEFT-HAND
Item No. 94351



RIGHT-HAND
Item No. 94352



90 DEGREE CROSSING
Item No. 94358 • Standard Pack: 12 • \$45.00



TRACK BY THE BOX • Standard Pack: 12
Item No. 94501 **CURVED** (4 pieces per box) \$30.00
Item No. 94511 **STRAIGHT** (4 pieces per box) \$30.00

TRACK BY THE CARTON • Standard Pack: 1
Item No. 94601 **CURVED** (50 pieces per carton) \$250.00
Item No. 94611 **STRAIGHT** (50 pieces per carton) \$250.00



BUMPERS
(2 per box)
Item No. 94690 • Standard Pack: 6 • \$16.50

CROSSING GATE


Item No. 96214 • Standard Pack: 4 • \$42.00



KNUCKLE COUPLERS

Standard Pack: 12

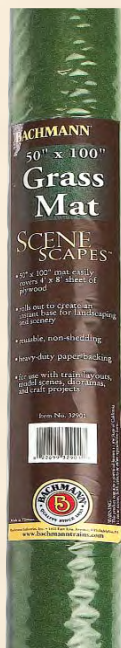
Item No. 92419 **ONE PAIR** \$5.50
Item No. 92420 **SIX PAIRS** \$21.00




SCENESCAPES™ GRASS MAT



Standard Pack: 12



GRASS MAT - 100" x 50"
Item No. 32901 • \$19.95



GRASS MAT - 50" x 34"
Item No. 32902 • \$7.95

SCENESCAPES™ TREES

Standard Pack: 12

Bring your urban or countryside railroad to life with realistic SceneScapes™ trees by Bachmann. Create your own grove or blanket a hillside in dense forest with deciduous and coniferous trees offered in a variety of sizes. Though suitable for all scales, the most common size/scale association is denoted in parentheses after each description (N, HO, or O). Please note the number of trees per box may vary from the photos as shown. The number of trees contained in each box is also indicated in parentheses.

- for use with all train layouts
- realistic colors
- removable bases for more placement options
- size assortment for added realism



3" - 4" PINE TREES (N)
(9 per box)
Item No. 32101 • \$9.95



3" - 4" PINE TREES with SNOW (N)
(9 per box)
Item No. 32102 • \$9.95



3" - 4" CONIFER TREES (N)
(9 per box)
Item No. 32103 • \$9.95



5" - 6" PINE TREES (HO)
(6 per box)
Item No. 32001 • \$8.95

5" - 6" PINE TREES with SNOW (HO)
(6 per box)
Item No. 32002 • \$8.95

5" - 6" CONIFER TREES (HO)
(6 per box)
Item No. 32003 • \$8.95

8" - 10" PINE TREES (O)
(3 per box)
Item No. 32201 • \$12.95



8" - 10" PINE TREES with SNOW (O)
(3 per box)
Item No. 32202 • \$12.95



8" - 10" CONIFER TREES (O)
(3 per box)
Item No. 32203 • \$12.95



SCENESCAPES™ TREES (continued)

Standard Pack: 12



3" - 4" SPRUCE TREES (N)
(9 per box)
Item No. 32104 • \$9.95



3" - 4" CEDAR TREES (N)
(9 per box)
Item No. 32105 • \$9.95



2" - 3" DECIDUOUS TREES (N)
(4 per box)
Item No. 32106 • \$9.95



5" - 6" SPRUCE TREES (HO)
(6 per box)
Item No. 32004 • \$8.95

5" - 6" CEDAR TREES (HO)
(6 per box)
Item No. 32005 • \$8.95

3" - 4" DECIDUOUS TREES (HO)
(3 per box)
Item No. 32006 • \$9.95

8" - 10" SPRUCE TREES (O)
(3 per box)
Item No. 32204 • \$12.95



8" - 10" CEDAR TREES (O)
(3 per box)
Item No. 32205 • \$12.95



5.5" - 6.5" DECIDUOUS TREES (O)
(2 per box)
Item No. 32206 • \$12.95



2" - 2.25" WALNUT TREES (N)
(4 per box)
Item No. 32107 • \$9.95



2.5" - 2.75" ELM TREES (N)
(4 per box)
Item No. 32108 • \$9.95



2.5" - 2.75" SYCAMORE TREES (N)
(4 per box)
Item No. 32109 • \$9.95



2.5" - 3.5" WALNUT TREES (HO)
(3 per box)
Item No. 32007 • \$9.95

3" - 4" ELM TREES (HO)
(3 per box)
Item No. 32008 • \$9.95

3" - 4" SYCAMORE TREES (HO)
(3 per box)
Item No. 32009 • \$9.95

5" WALNUT TREES (O)
(2 per box)
Item No. 32207 • \$15.95



5.5" ELM TREES (O)
(2 per box)
Item No. 32208 • \$15.95



8" SYCAMORE TREES (O)
(2 per box)
Item No. 32209 • \$15.95



2.5" - 2.75" ASPEN TREES (N)
(4 per box)
Item No. 32110 • \$9.95



2.5" - 2.75" MAPLE TREES (N)
(4 per box)
Item No. 32111 • \$9.95



3" - 4" ASPEN TREES (HO)
(3 per box)
Item No. 32010 • \$9.95

3" - 4" MAPLE TREES (HO)
(3 per box)
Item No. 32011 • \$9.95

8" ASPEN TREES (O)
(2 per box)
Item No. 32210 • \$15.95



8" MAPLE TREES (O)
(2 per box)
Item No. 32211 • \$15.95



SCENESCAPES™ TREES (continued)

Standard Pack: 12



3" - 4" AUTUMN DECIDUOUS TREES (HO)
(3 per box)
Item No. 32051 • \$9.95



2.5" - 3.5" AUTUMN WALNUT TREES (HO)
(3 per box)



3" - 4" AUTUMN ELM TREES (HO)
(3 per box)
Item No. 32053 • \$9.95



3" - 4" AUTUMN SYCAMORE TREES (HO)
(3 per box)
Item No. 32054 • \$9.95



3" - 4" AUTUMN ASPEN TREES (HO)
(3 per box)
Item No. 32055 • \$9.95



3" - 4" AUTUMN MAPLE TREES (HO)
(3 per box)
Item No. 32056 • \$9.95

SCENESCAPES™ WIRE FOLIAGE BRANCHES

Standard Pack: 6 • \$9.95



WIRE FOLIAGE BRANCHES
Item No. 32641
(over 100 branches, 1" - 3" inches in length)



SCENESCAPES™ FOLIAGE FIBER

(approximately one square foot)

Standard Pack: 6 • \$4.95 each



LIGHT GREEN
Item No. 32631



MEDIUM GREEN
Item No. 32632




DARK GREEN
Item No. 32633



SCENESCAPES™ FOLIAGE
(approximately 30 cubic inches)



Standard Pack: 6 • \$4.95 each



LIGHT GREEN - MEDIUM
Item No. 32602



MEDIUM GREEN - MEDIUM
Item No. 32605



DARK GREEN - MEDIUM
Item No. 32608



EARLY FALL - MEDIUM
Item No. 32611



LATE FALL - MEDIUM
Item No. 32614



SCENESCAPES™ TURF
(approximately 60 cubic inches)




Standard Pack: 6 • \$8.95 each




CONIFER GREEN - MEDIUM
Item No. 32852



FOREST GREEN - MEDIUM
Item No. 32855



GRASS GREEN - MEDIUM
Item No. 32858



SPRING GREEN - MEDIUM
Item No. 32861



LIGHT GREEN - MEDIUM
Item No. 32864



SCENESCAPES™ GROUND COVER
(approximately 60 cubic inches)



Standard Pack: 6 • \$8.95 each



SOIL - FINE
Item No. 32801



EARTH - FINE
Item No. 32802



EARTH - COARSE
Item No. 32803




GOLDEN STRAW - FINE
Item No. 32804




GOLDEN STRAW - COARSE
Item No. 32805



YELLOW STRAW - FINE
Item No. 32806




YELLOW STRAW - COARSE
Item No. 32807



BURNT GRASS - FINE
Item No. 32808



BURNT GRASS - COARSE
Item No. 32809



MOSS GREEN - FINE
Item No. 32810



MOSS GREEN - COARSE
Item No. 32811



DARK GREEN - FINE
Item No. 32812



DARK GREEN - COARSE
Item No. 32813




SCENESCAPES™ TURF BLEND
(approximately 60 cubic inches)



Standard Pack: 6 • \$8.95 each



GREEN - MEDIUM
Item No. 32832



AUTUMN - MEDIUM
Item No. 32834



EARLY FALL - MEDIUM
Item No. 32836



LATE FALL - MEDIUM
Item No. 32838



SCENESCAPES™ GRAVEL
(approximately 350 grams)



Standard Pack: 6 • \$4.95 each



LIGHT TAN - FINE
Item No. 32701



LIGHT TAN - MEDIUM
Item No. 32702



LIGHT TAN - COARSE
Item No. 32703



GRAY - FINE
Item No. 32716



GRAY - MEDIUM
Item No. 32717



GRAY - COARSE
Item No. 32718



COAL BLACK - FINE
Item No. 32719



COAL BLACK - MEDIUM
Item No. 32720



COAL BLACK - COARSE
Item No. 32721



GRAY BLEND - FINE
Item No. 32722



GRAY BLEND - MEDIUM
Item No. 32723



GRAY BLEND - COARSE
Item No. 32724



DARK GRAY - FINE
Item No. 32725



DARK GRAY - MEDIUM
Item No. 32726



DARK GRAY - COARSE
Item No. 32727



BEIGE MIX - FINE
Item No. 32728



BEIGE MIX - MEDIUM
Item No. 32729



BEIGE MIX - COARSE
Item No. 32730



WHITE MIX - FINE
Item No. 32731



WHITE MIX - MEDIUM
Item No. 32732



WHITE MIX - COARSE
Item No. 32733





E-Z LUBE® BACHMANN

INDIVIDUALLY PACKAGED LUBRICANTS

Standard Pack: 12 • \$14.00 each



CONDUCTIVE CONTACT LUBE
Item No. 99981



GREASE
Item No. 99982



HEAVY GEAR OIL
Item No. 99983



LIGHT GEAR OIL
Item No. 99984

Lubricants for Model Railroading Professionals

For the best care and maintenance of motive power, rolling stock, and track, Bachmann has a full line of premium-grade lubricants. Four *E-Z Lube*® products are offered:

- light gear oil
- heavy gear oil
- heavy duty grease
- conductive contact lubricant

Each of the lubricants has a specific purpose. The light gear oil is for use on all gears, bushings, shafts, and bolsters. It is non-shedding and will not “sling off.” The heavy gear oil lubricates for extended periods of time and is formulated for use on motor bushings, bearings, valve gear, side rods, and draft gear boxes. For applications requiring heavier viscosity material, such as Large Scale trains, it’s best to use the heavy duty grease. And for superior electric motor maintenance and track cleaning, your choice is the conductive contact lubricant.

With proper maintenance, you can extend the life and enjoyment of your railroad equipment for many, many years. We urge you to establish a sensible maintenance schedule and to use our *E-Z Lube*® products for professional care.

SMOKE FLUID

Standard Pack: 24 • \$7.00



SMOKE FLUID (2.25 oz.)
Item No. 99993



E-Z LUBE® DISPLAY RACK
(items not included)
Item No. 99985-1
Standard Pack: 1



POWER PACKS

STANDARD LINE POWER PACKS

Standard Pack: 6



POWER PACK and SPEED CONTROLLER
(appropriate for N, HO, and On30 scale trains; DCC compatible)
Item No. 44212 • \$47.00



LARGE SCALE POWER PACK and SPEED CONTROLLER
(appropriate for Large Scale trains; not DCC compatible)
Item No. 44213 • \$54.00



80 Ton Three-Truck Shay

Standard Pack: 6 • \$400.00



PAINTED UNLETTERED with WOOD CAB
Item No. 84701



PAINTED UNLETTERED with STEEL CAB
Item No. 84702



ELY-THOMAS LUMBER COMPANY with WOOD CAB
Item No. 84703



PAINTED UNLETTERED with OIL BUNKER
Item No. 84704



CASS SCENIC RAILROAD #5 with STEEL CAB
Item No. 84705

Decoder features include:

- authentic sound effects uniquely appropriate to each model
- three whistles to choose from in each model
- real-time whistle for creating authentic signals
- high quality 16-bit digital sound
- advanced motor control features, including load compensation and silent drive to provide smooth, quiet operation
- supports all recognized programming methods

Other non-sound versions of the locomotives on this page can be seen in the *Spectrum*® HO scale section of this catalog.



USRA 2-6-6-2 Articulated Locomotive

Standard Pack: 6 • \$475.00



One of many successful designs developed and standardized by the United States Railroad Administration, the *USRA 2-6-6-2 Articulated Steam Locomotive* was an impressive answer to industry's need for increased efficiency and productivity. With two independently swiveling driver and truck mechanisms, this limber giant's unique design allowed it to negotiate branchlines and tight curves while hauling larger consists than its smaller cousins in the USRA series. The popular design of this "drag engine" prompted manufacturers to produce similar locomotives well after the USRA returned control of locomotive production to the private railroad industry.

Features include:


- DCC sound-equipped
- die-cast boiler
- 5 pole skew-wound motor with hardened carbon brushes
- two flywheels
- geared drive
- electrical pickup on drivers
- operating headlight
- finescale metal detail parts, including metal cut levers and separately applied bell, whistle, domes, and piping
- detailed cab interior with sliding windows
- RP25 wheel contours
- rust colored, body-mounted NMRA coupler pockets
- *E-Z Mate*[®] Mark II couplers on front and rear

Tender features:

- USRA long tender
- detailed underframe with brake cylinder
- all-wheel electrical pickup
- hand-tooled coal load
- geared drive
- detailed coal boards
- metal handrails and finescale rivet detail

Decoder features include:

- authentic sound effects uniquely appropriate to each model
- three whistles to choose from in each model
- real-time whistle for creating authentic signals
- high quality 16-bit digital sound
- advanced motor control features, including load compensation and silent drive to provide smooth, quiet operation
- supports all recognized programming methods



PAINTED UNLETTERED C & O[®] VERSION - BLACK
Item No. 84801



CHESAPEAKE & OHIO[®] #1519
Item No. 84802



CHESAPEAKE & OHIO[®] #1521
Item No. 84803



CHESAPEAKE & OHIO[®] #1523
Item No. 84804

DCC SOUND ON BOARD



Norfolk & Western Class J 4-8-4

Standard Pack: 6 • \$350.00



PASSENGER VERSION #606 (1950s)
Item No. 83902



PASSENGER VERSION #612 (1950s)
Item No. 83903



RAILFAN #611 (1981-1993)
Item No. 83904

Decoder features include:

- authentic sound effects uniquely appropriate to each model
- three whistles to choose from in each model
- real-time whistle for creating authentic signals
- high quality 16-bit digital sound
- advanced motor control features, including load compensation and silent drive to provide smooth, quiet operation
- supports all recognized programming methods

Other non-sound versions of the locomotives on this page can be seen in the *Spectrum*[®] HO scale section of this catalog.



USRA Light 2-10-2

Standard Pack: 6 • \$375.00



PAINTED UNLETTERED
Item No. 83801



SOUTHERN #5216
Item No. 83802



DM & IR #506
Item No. 83803



SEABOARD[®] #2489
Item No. 83804



HO
SCALE

2-10-0 Russian Decapod

Standard Pack: 6 • \$315.00



Decoder features include:

- authentic sound effects uniquely appropriate to each model
- three whistles to choose from in each model
- real-time whistle for creating authentic signals
- high quality 16-bit digital sound
- advanced motor control features, including load compensation and silent drive to provide smooth, quiet operation
- supports all recognized programming methods

Other non-sound versions of the locomotives on these pages can be seen in the *Spectrum*[®] HO scale section of this catalog.



PAINTED UNLETTERED - BLACK
Item No. 84301



SANTA FE #2552
Item No. 84302



WESTERN MARYLAND[®] #1107
Item No. 84303



FRISCO with DOG HOUSE #1630
Item No. 84304



NASHVILLE, CHATTANOOGA & ST. LOUIS #952
with CAP STACK
Item No. 84305



SUSQUEHANNA #2443
Item No. 84306



ERIE #2464
Item No. 84307



DCC SOUND ON BOARD

HO
SCALE

USRA 4-8-2 Heavy Mountain

Standard Pack: 6 • \$335.00



PAINTED UNLETTERED - BLACK
Item No. 84201



CHESAPEAKE & OHIO® J2 #544 with Vanderbilt Tender
Item No. 84202



NORFOLK & WESTERN #118
Item No. 84203



SOUTHERN PACIFIC® #4361 with Hicken Tender
Item No. 84204

HO
SCALE

K4 4-6-2 Pacific

Standard Pack: 6 • \$295.00



PENNSYLVANIA MULTISTRIFE (1920s)
(Brunswick green)
Item No. 84402



POST-WAR PENNSYLVANIA #1361
(with modern pilot)
Item No. 84403



PRE-WAR PENNSYLVANIA #5442
(with slat pilot)
Item No. 84404

DCC SOUND ON BOARD



HO
SCALE

Baldwin 2-8-0 Consolidation

Standard Pack: 6 • \$300.00



PAINTED UNLETTERED
Item No. 84501



BALTIMORE & OHIO® #2788
Item No. 84502



SOUTHERN #721
Item No. 84503



WESTERN MARYLAND® #744
Item No. 84504



SANTA FE #2528
Item No. 84505



CHESAPEAKE & OHIO® #702 (not shown)
Item No. 84506



CHESAPEAKE & OHIO® #706 (not shown)
Item No. 84507



NEW HAVEN #153
Item No. 84508



MAINE CENTRAL #507
Item No. 84509



DCC SOUND ON BOARD



4-6-0 Locomotive



Standard Pack: 6 • \$325.00



PAINTED UNLETTERED
(52" Driver)
Item No. 84901



PAINTED UNLETTERED
(63" Driver)
Item No. 84902



UNION PACIFIC #1585
(52" Driver)
Item No. 84903



SOUTHERN #1004
(52" Driver)
Item No. 84904



MARYLAND & PENNSYLVANIA #28
(52" Driver)
Item No. 84905

Decoder features include:

- authentic sound effects uniquely appropriate to each model
- three whistles to choose from in each model
- real-time whistle for creating authentic signals
- high quality 16-bit digital sound
- advanced motor control features, including load compensation and silent drive to provide smooth, quiet operation
- supports all recognized programming methods

Other non-sound versions of the locomotives on these pages can be seen in the *Spectrum*® HO scale section of this catalog.

DCC SOUND ON BOARD



HO
SCALE

4-6-0 Locomotive (continued)

Standard Pack: 6 • \$325.00

NEW

DCCTM
SOUND
ON BOARD



CHICAGO NORTHWESTERN #238
(63" Driver)
Item No. 84906



NEW YORK CENTRAL #1233
(63" Driver)
Item No. 84907

Decoder features include:

- authentic sound effects uniquely appropriate to each model
- three whistles to choose from in each model
- real-time whistle for creating authentic signals
- high quality 16-bit digital sound
- advanced motor control features, including load compensation and silent drive to provide smooth, quiet operation
- supports all recognized programming methods

Other non-sound versions of the locomotives on these pages can be seen in the *Spectrum*[®] HO and On30 scale sections of this catalog.

HO
SCALE

Richmond Modern 4-4-0

Standard Pack: 6 • \$400.00

NEW

DCCTM
SOUND
ON BOARD



PAINTED UNLETTERED with WOOD CAB
Item No. 85101



PAINTED UNLETTERED with STEEL CAB
Item No. 85102

SOUTHERN #3854
(black; not shown)
Item No. 85103



MAINE CENTRAL #83
Item No. 85104



MARYLAND & PENNSYLVANIA #6
with STEEL CAB
Item No. 85105

DCC SOUND ON BOARD

On30
SCALE

T-Boiler Two-Truck Shay

Standard Pack: 6 • \$435.00

NEW

DCCTM
SOUND
ON BOARD




PAINTED UNLETTERED - BLACK
(wood cab)
Item No. 28501



PAINTED UNLETTERED - BLACK with WHITE PINSTRIPES
(wood cab)
Item No. 28502



PAINTED UNLETTERED - BLACK
(two-panel wood cab)
Item No. 28503



PAINTED UNLETTERED - BLACK with WHITE PINSTRIPES
(steel cab)
Item No. 28504

On30
SCALE

On30 Baldwin Forney 2-4-4

Standard Pack: 6 • \$435.00

DCCTM
SOUND
ON BOARD



OUTSIDE FRAME
SANDY RIVER & RANGELY LAKE #12
Item No. 25494



INSIDE FRAME
SANDY RIVER & RANGELY LAKE #11
Item No. 25495



OUTSIDE FRAME
PAINTED UNLETTERED
Item No. 25498



INSIDE FRAME
PAINTED UNLETTERED
Item No. 25499



On30
SCALE

28 Ton Two-Truck Climax

NEW



Standard Pack: 6 • \$435.00



PAINTED UNLETTERED - BLACK
with RED & WHITE TRIM
(single-panel wood cab)
Item No. 28601



PAINTED UNLETTERED - BLACK
with RED & WHITE TRIM
(steel cab)
Item No. 28602



PAINTED UNLETTERED - BLACK
with WHITE TRIM
(two-panel wood cab)
Item No. 28603



PAINTED UNLETTERED - BLACK
(steel cab)
Item No. 28604



PAINTED UNLETTERED - BLACK
(single-panel wood cab)
Item No. 28605

Decoder features include:

- authentic sound effects uniquely appropriate to each model
- three whistles to choose from in each model
- real-time whistle for creating authentic signals
- high quality 16-bit digital sound
- advanced motor control features, including load compensation and silent drive to provide smooth, quiet operation
- supports all recognized programming methods

Other non-sound versions of the locomotives on these pages can be seen in the *Spectrum*[®] On30 and Large Scale sections of this catalog.

DCC SOUND ON BOARD

Large
SCALE

1:20.3 Large Scale 55 Ton Three-Truck Shay




Standard Pack: 1 • \$1300.00



LITTLE RIVER LUMBER CO. #2147
Item No. 82697



WEST SIDE LUMBER CO. #4
Item No. 82698



PAINTED UNLETTERED
(black with red & white trim)
Item No. 82699

DCC SOUND ON BOARD



Nor'easter



Item No. 01313 • Standard Pack: 3 • \$295.00

The double-ended HHP-8 (high horse power with 8000 hp) can haul lengthy runs of Amfleet cars at speeds up to 125 miles per hour. Sometimes referred to by train crews as the "Rhino," the powerful HHP-8 can be seen storming the rails along Amtrak's Northeast Corridor.



Acela® HHP-8 locomotive features:

- DCC ready
- interior selector switch for choice between rail or pantograph operation
- die-cast gear towers and chassis
- 5-pole, skew wound motor

Set also includes:

- two Acela® regional coaches with lighted interiors
- Acela® regional café with lighted interior
- 63" x 45" oval of nickel silver E-Z Track®, including 16 pieces 22" radius curved track, 3 pieces 9" straight track, and 1 plug-in terminal railer
- power pack and speed controller
- illustrated instruction manual
- DVD format video with assembly instructions



UNION PACIFIC®
Item No. 01306

The Explorer

Standard Pack: 3 • \$380.00



As steam trains made their way over the rails, they explored an ever-changing landscape. Each day brought new adventures and new excitement! This *Explorer* train set comes complete with Bachmann's exclusive E-Z Track® snap-fit track and roadbed system, plus:

- Baldwin 2-8-0 locomotive with tender and operating headlight
- DCC-equipped for speed, direction, and lighting
- combine with interior lighting
- coach with interior lighting
- observation car with interior lighting
- 63" x 45" oval of nickel silver E-Z Track® including 16 pieces of 22" radius curved track, 3 pieces straight track, and 1 plug-in terminal railer
- power pack and speed controller
- DVD format video with assembly instructions



The Baldwin 2-8-0 locomotives in *The Explorer* train sets were voted "1998 Product of the Year" by the readers of *Model Railroader* magazine.





ALL PRODUCTS ON THESE PAGES
EQUIPPED WITH BODY-MOUNTED
E-Z MATE® MARK II COUPLERS



NEW YORK CENTRAL®
Item No. 01307



SANTA FE
Item No. 01308

The Cavalier



Item No. 01314 • Standard Pack: 3 • \$400.00

Primarily known for its coal hauling operations, the Norfolk and Western Railroad ventured into passenger service with trains such as the *Cavalier*. Traveling between Cleveland and Norfolk, passengers enjoyed the journey in comfort and ease as they raced along the rails. This set showcases locomotive #611 as it appeared in the 1980s to 1990s.

Features include:

- Class J 4-8-4 locomotive (Railfan #611) with tender and operating headlight
- DCC-equipped for speed, direction, and lighting
- combine with interior lighting
- coach with interior lighting
- observation car with interior lighting
- 63" x 45" oval of nickel silver *E-Z Track*®, including 16 pieces of 22" radius curved track, 3 pieces straight track, and 1 plug-in terminal rerailer
- power pack and speed controller
- DVD format video with assembly instructions



UNION PACIFIC®
Item No. 01301

The Frontiersman



Standard Pack: 3 • \$325.00

These *Frontiersman* freight sets come complete with Bachmann's exclusive *E-Z Track*® snap-fit track and roadbed system, plus:

- Baldwin 2-8-0 locomotive with tender and operating headlight
- DCC-equipped for speed, direction, and lighting
- open quad hopper
- plug-door box car
- extended-vision caboose
- 56" x 38" oval of nickel silver *E-Z Track*® including 12 pieces of curved track, 3 pieces straight track, and 1 plug-in terminal rerailer
- power pack and speed controller
- DVD format video with assembly instructions



The Baldwin 2-8-0 locomotives in *The Frontiersman* train sets were voted "1998 Product of the Year" by the readers of *Model Railroader* magazine.





63" x 45"
Oval

ALL PRODUCTS ON THESE PAGES
EQUIPPED WITH BODY-MOUNTED
E-Z MATE® MARK II COUPLERS

56" x 38"
Oval



WESTERN MARYLAND®
Item No. 01302



SOUTHERN
Item No. 01303



Acela® Express Set

Item No. 01202 • Standard Pack: 1 • \$380.00

The high-speed passenger train that revolutionized rail travel comes to layouts everywhere courtesy of Bachmann Industries. As an official Amtrak licensee of the *Acela Express* train, we're proud to present this model in our award-winning *Spectrum*® line. Our *Acela Express* features the latest in technology and tool making, and its powerful locomotive can reach scale speeds of 150 mph or more. The *Acela Express* set comes complete with: dual locomotives (one powered, one non-powered), a first class passenger car, business class passenger car, and Café Acela® car. Also included are a 22" radius, 63" x 45" nickel silver *E-Z Track*® oval, power pack and speed controller, and DVD format video with assembly instructions.

A typical *Acela® Express* consist includes: 2 Locomotives, 1 First Class, 1 Café Acela®, 1 End-Business and 3 Business Class Cars. For separate sale cars to make up this arrangement, see the listings below.



Acela® Express Locomotives and Passenger Cars

Standard Pack: 6

Acela® Express locomotives and passenger cars are available individually. Modelers can accurately duplicate Amtrak's standard eight-car, high-speed commuter train by adding additional passenger cars to the *Spectrum® Acela® Express* train set.

The separate-sale cars also allow you to build your own train one car at a time. Our separate locomotives and passenger cars have the same finescale details as the models in the ready-to-run set, and are part of our award-winning *Spectrum®* series.

Note: a typical Acela® Express train includes: 2 Locomotives, 1 First Class, 1 Café Acela®, 1 End-Business and 3 Business Class Cars.

For best performance and prototypical accuracy, the Acela® Express is recommended for use on curves with a minimum radius of 22 inches.



DUAL LOCOMOTIVES
(one powered, one non-powered; choice between rail or pantograph operation)
Item No. 81949 • \$190.00



CAFÉ ACELA®
(with lighted interior)
Item No. 89941 • \$50.00



FIRST CLASS
(with lighted interior)
Item No. 89942 • \$50.00



BUSINESS CLASS
(with lighted interior)
Item No. 89943 • \$50.00



END-BUSINESS CLASS
(with lighted interior)
Item No. 89944 • \$50.00





Locomotive features:

- interior selector switch for choice between rail or pantograph operation
- die-cast gear towers and chassis
- 5 pole, skew-wound, precision balanced motor
- working directional headlights, ditch lights, and markers
- operating doors
- DCC ready

Passenger Car features:

- tilting chassis to travel smoothly around curves at high speeds
- flush windows
- lighted interiors
- blackened RP25 wheels
- photo-etched, blackened brass inserts on air ducts
- finescale interior detail, including passenger seats and tables


Acela® HHP-8

Standard Pack: 6 • \$165.00

Beginning regional service in 2002, high horsepower (HHP-8) locomotives were built to extend the range of Amtrak's fleet of high-speed passenger trains. Our HO scale model of this double-ended powerhouse is equipped with the same proven drive train found in our Acela® locomotive.

Features include:


- DCC ready
- interior selector switch for choice between rail or pantograph operation
- die-cast gear towers and chassis
- 5-pole, skew wound motor
- directional headlights, ditchlights, and markers
- operating doors



HHP-8 #655
Item No. 83003



HHP-8 #650
Item No. 83004



HHP-8 #664
Item No. 83005



BODY-MOUNTED
E-Z MATE®
MARK II COUPLERS





PAINTED UNLETTERED with OIL BURNER
(Steel Cab)
Item No. 81907



W. M. RITTER LUMBER CO. #19
(Wood Cab)
Item No. 81908



WEST VIRGINIA PULP & PAPER #1
(Wood Cab)
Item No. 81909

80 Ton, Three-Truck Shay

Standard Pack: 6 • \$300.00

The Shay was one of the most unusual steam locomotives ever conceived. Designed to power your logging or mining operations, this standard gauge workhorse features a steel- or wood-style cab appropriate to prototype.

Features include:

- DCC ready
- directional lighting
- complete prototype drive train
- scale metal driveline
- precision sealed can motor with metal motor bearings
- separately applied stack, domes and cab
- separate detail parts, including bell, whistle, pop valves, cut levers, and handrails
- separate sanding lines
- detailed cab interior
- lighted firebox
- finescale deadwoods (pilot beams)
- operating piston rods and valve gears
- finescale brake rigging and double truss rods
- RP25 wheels with tapered spokes on locomotive and tender
- *E-Z Mate*® Mark II couplers



The readers of *Model Railroader* magazine voted our *Three Truck Shay* as 2000 "HO Locomotive of the Year" and 2000 "Product of the Year."



BODY-MOUNTED
E-Z MATE® MARK II COUPLERS



Peter Witt Street Car



Standard Pack: 6 • \$135.00

While serving as Cleveland's Street Railway Commissioner, Peter Witt designed an all-steel, single-operator streetcar that distinguished itself from others of the era by its use of the center door as an exit only. Passengers could pay the waiting conductor as they boarded at the front and exited at the center of the car, an arrangement which reduced stop times, improved schedules, and increased efficiency. Though designed originally for Cleveland, the Peter Witt Street Car went on to service in cities throughout the world from the 1930s up until the early 1960s.

Features include:


- DCC-equipped for speed, direction, and lighting
- dual-mode decoder with NMRA 8-pin plug for DCC or DC operation
- two-position switch (underside of car) for choice of overhead wire or track pickup
- all-wheel drive
- precision can motor with two flywheels
- hidden drive train and electronics
- room for speaker
- die-cast frame and interior
- painted interior with seats
- photo-etched brass safety screen
- operation on 9" radius curves



UNDECORATED
Item No. 84601



CHICAGO SURFACE LINES
Item No. 84602



BROOKLYN & QUEENS TRANSIT
Item No. 84603



BALTIMORE TRANSIT CO.
Item No. 84604



LOS ANGELES RAILWAY
Item No. 84605



ST. LOUIS RAILWAYS
Item No. 84606



Norfolk & Western Class J 4-8-4 Locomotive



The *Class J 4-8-4* was the last mainline steam locomotive to run in the United States. Designed for optimum speed, the “J” once reached 115 mph during a land test until a hesitant engineer closed the throttle.

Features include:

- DCC-equipped for speed, direction, and lighting
- operating headlight
- separately applied metal parts
- alligator cross heads
- see-through frame
- RP25 wheels
- *E-Z Mate*® Mark II couplers

Standard Pack: 6 • \$235.00



PASSENGER VERSION #610 (1950s)
Item No. 82121



RAILFAN VERSION #611 (1981-1993)
Item No. 82122



Norfolk & Western Class J 4-8-4 Freight Locomotive (with doghouse and auxiliary water tender)

Standard Pack: 6 • \$235.00

An auxiliary water tender transformed *N & W's Class J 4-8-4* into an efficient long-distance drag engine. Our model captures the imposing profile of this impressive locomotive.

Features include:

- DCC ready
- operating headlight
- separately applied metal parts
- alligator cross heads
- see-through frame
- RP25 wheels
- *E-Z Mate*® Mark II couplers



ALL PRODUCTS ON THESE PAGES
EQUIPPED WITH BODY-MOUNTED
E-Z MATE® MARK II COUPLERS



FREIGHT VERSION #603
(not shown)
Item No. 82104

FREIGHT VERSION #608
Item No. 82105



PAINTED UNLETTERED with USRA Long Tender
Item No. 82501



CHESAPEAKE & OHIO® J2 #543 with VC16 Vanderbilt Tender
Item No. 82503



RICHMOND, FREDERICKSBURG & POTOMAC #517 with USRA Long Tender
Item No. 82505

USRA 4-8-2 Heavy Mountain

Standard Pack: 6 • \$215.00

Built by Alco and Baldwin between 1918 and 1926, the *USRA 4-8-2 Heavy Mountain* steam locomotive was the faster, more powerful version of the USRA Light Mountain. Used for high speed passenger and freight service, the USRA Heavy Mountain's larger boiler helped power the locomotive over rough mountain terrain. We're pleased to offer models of this locomotive with prototypically accurate detail parts that make each roadname unique.

Features include:

- DCC ready
- glowing firebox
- precision can motor
- hidden drive train
- metal motor bearings
- balanced flywheel
- separately applied domes, stack, and cab
- die-cast detail parts including stanchions, bell, whistle, handrails, grab irons, cut levers, and flying pumps (accurate per prototype)
- metal piping and sanding lines
- flush cab window glazing
- lettered builders plate
- detailed cab interior
- all-metal valve gear with blackened or polished siderods (per prototype)
- die-cast driver spokes and counterweights
- RP25 metal wheels
- *E-Z Mate*® Mark II couplers



USRA Light 2-10-2

Standard Pack: 6 • \$225.00

Also known as Santa Fe class locomotives, these brutes were typically employed in drag freight service. Used throughout the United States until the late 1950s, our models are representative of the 2-10-2 as it appeared in the middle- to late-steam era.

- DCC-equipped for speed, direction, and lighting
- die-cast boiler
- die-cast frame
- die-cast cylinders
- Southern or Walschaert valve gear per prototype
- tender style per prototype (with backup lights)
- separately applied detail parts
- *E-Z Mate*® Mark II couplers



ALL PRODUCTS ON THESE PAGES
EQUIPPED WITH BODY-MOUNTED
E-Z MATE® MARK II COUPLERS



CHICAGO & ILLINOIS MIDLAND #600
Item No. 83302

CHICAGO & ILLINOIS MIDLAND #603
(not shown)
Item No. 83303



SOUTHERN #5212
Item No. 83304

SOUTHERN #5224
(not shown)
Item No. 83305

2-8-2 SY Mikado

Standard Pack: 6 • \$335.00

Built according to American standards by China's Tangshan Locomotive Works in 1989, the 2-8-2 SY Mikado is a rare treat in modern times, seen in freight and fan-trip service today. Bachmann is pleased to present prototypical steam to modern-era modelers with the DCC-equipped HO scale 2-8-2.



Features include:

- DCC-equipped for speed, direction, and lighting
- skew-wound motor
- box pock drivers
- reduction gear boxes
- modern steel cab with full interior
- close-coupled draw bar



DULUTH, MISSABE & IRON RANGE #508
Item No. 83306

DULUTH, MISSABE & IRON RANGE #511
(not shown)
Item No. 83307



CANADIAN NATIONAL #4202
Item No. 83308

CANADIAN NATIONAL #4209
(not shown)
Item No. 83309



SEABOARD® #2485
Item No. 83310

SEABOARD® #2491
(not shown)
Item No. 83311



KANSAS CITY SOUTHERN #220
Item No. 83312

KANSAS CITY SOUTHERN #223
(not shown)
Item No. 83313



PAINTED UNLETTERED
Item No. 83211



SUSQUEHANNA
Item No. 83212



K4 4-6-2 Pacific

Standard Pack: 6 • \$155.00

Built by the Pennsylvania Railroad in the early Twentieth Century, the *K4 4-6-2 Pacifics* went through numerous modifications and improvements during their many years of service. The *Spectrum*® Pre-War *K4* models, based on a World War I-era prototype, feature distinctive “chicken coop” slat pilots, while the Post-War versions are equipped with modern pilots.

Features include:

- DCC ready
- operating headlight
- 5-pole skew wound motor
- all-metal chassis
- blackened metal wheels and siderods
- RP25 wheel contours
- die-cast trailing truck
- painted engineer and fireman figures
- metal cut levers
- separately applied parts, including injectors, pump, and piping
- *E-Z Mate*® Mark II couplers front and rear

POST-WAR with MODERN PILOT

PENNSYLVANIA #3750
(not shown)
Item No. 84013
PENNSYLVANIA #1361
Item No. 84014



PRE-WAR with SLAT PILOT

PENNSYLVANIA #5448
Item No. 84113
PENNSYLVANIA #5475
(not shown)
Item No. 84114



2-10-0 Russian Decapod

Standard Pack: 6 • \$170.00



ATLANTIC COAST LINE® #8003
Item No. 81703



ERIE #2461
Item No. 81704



SEABOARD® #514
Item No. 81706



SUSQUEHANNA #2461
Item No. 81707



NASHVILLE, CHATTANOOGA & ST. LOUIS® #953 with Cap Stack
Item No. 81708

With the advent of the Bolshevik Revolution in 1917, the Baldwin Locomotive Works was forced to stop shipment of more than one hundred 2-10-0 locomotives originally bound for Czarist Russia. These “orphan” locomotives later found homes with American railroad companies and helped relieve a scarcity of motive power following World War I. Faithful to detail, each roadname of this *Spectrum*® model has been customized per prototype.

Features include:

- DCC ready
- operating headlight
- completely hidden drive train
- belt/flywheel drive
- 5-pole precision sealed can motor
- precision balanced brass flywheel
- metal motor bearings
- separately applied stack, domes, and cab
- metal detail parts, including bell, whistle, pop valves, cut levers, handrails, and stanchions
- separate sanding lines
- highly detailed cab interior
- fully painted crew figures
- siderods blackened per prototype
- rust colored, magnetically operated *E-Z Mate*® knuckle couplers in front and rear
- die-cast, finescale driver spokes

Tender features:

- hand-tooled coal load
- detailed coal boards
- metal handrails
- detailed underframe
- all-wheel electrical pickup



ALL PRODUCTS ON THESE PAGES
EQUIPPED WITH BODY-MOUNTED
E-Z MATE® MARK II COUPLERS

PAINTED UNLETTERED
(black; not shown)
Item No. 83601



BALTIMORE & OHIO® #2781
Item No. 83602




SOUTHERN #722
Item No. 83603



WESTERN MARYLAND® #761 "FIREBALL"
Item No. 83604



SANTA FE #2526
Item No. 83605



ROCK ISLAND #2119
Item No. 83606



UNION PACIFIC® #618 with Medium Vanderbilt Tender
Item No. 83607

DCC ON BOARD™

Baldwin 2-8-0 Consolidation

Standard Pack: 6 • \$180.00

Modeled to show the 2-8-0 as manufactured by the Baldwin Locomotive Works at the zenith of its popularity, this locomotive features a belt drive and completely hidden drive train for see-through clearance between the boiler and diecast frame.

Features include:

- DCC equipped for speed, direction, and lighting
- 5-pole skew wound motor
- belt/flywheel drive
- all-metal chassis
- metal side-rods
- metal wheels under tender with pickup



The readers of *Model Railroader* magazine voted the 2-8-0 Consolidation as 1998 "HO Locomotive of the Year" and 1998 "Product of the Year."



ALL PRODUCTS ON THESE PAGES
EQUIPPED WITH BODY-MOUNTED
E-Z MATE® MARK II COUPLERS

Baldwin 4-6-0 Ten Wheeler

Standard Pack: 6 • \$200.00

The 4-6-0 *Ten Wheeler* was a standard addition to most early Twentieth Century railroads. Much like the 2-8-0 Consolidation, the 4-6-0 was a go-anywhere, do-anything locomotive that carried freight and passenger cars, and was also used for industrial applications. Our model replicates a “catalog standard” Baldwin locomotive built between 1905 and 1910, representing both 52-inch and 63-inch driver prototypes. The 4-6-0s were utilized throughout the steam era, with some locomotives seeing use in the American South as late as the 1950s.

Features include:

- DCC ready
- 52-inch and 63-inch driver versions (per prototype)
- tender style varies with driver diameter
- all-metal Walschaert valve gear
- operating headlight
- finescale metal detail parts, including separately applied bell, whistle, domes, and piping
- detailed backhead
- RP25 metal wheels
- *E-Z Mate*® Mark II couplers on front and rear



PAINTED UNLETTERED
(52" drivers; black)
Item No. 82301



MARYLAND & PENNSYLVANIA #27
(52" drivers)
Item No. 82302



PAINTED UNLETTERED
(63" drivers; black)
Item No. 82307





Richmond 4-4-0 American - Modern

Standard Pack: 6 • \$275.00



Before competition with Baldwin and other larger manufacturers forced the hands of smaller locomotive builders to merge and form Alco, the Richmond Locomotive Works offered this “state-of-the-art” 4-4-0 beginning in the early 1900s. Employed in main line and short mixed passenger service until as late as the mid-Twentieth Century, this thoroughly modern American was equipped with cutting-edge technology, such as air brakes, knuckle couplers, and a tapered boiler for improved steam efficiency.

Features include:

- DCC-equipped for speed, direction, and lighting (8-pin plug)
- die-cast boiler, chassis, and frame
- cog V-belt drive
- operating headlight
- all-metal Walschaert valve gear
- finescale metal detail parts including separately applied bell, whistle, domes, and piping
- detailed backhead
- RP25 metal wheels
- E-Z Mate® Mark II couplers on front and rear



PAINTED UNLETTERED with WOOD CAB
Item No. 83401



PAINTED UNLETTERED with STEEL CAB
Item No. 83402



MARYLAND & PENNSYLVANIA #4 with WOOD CAB
Item No. 83403



MARYLAND & PENNSYLVANIA #5 with WOOD CAB
Item No. 83404



MARYLAND & PENNSYLVANIA #6 with STEEL CAB
Item No. 83405



SOUTHERN
Item No. 83406

Richmond 4-4-0 American - Modern

(continued)



ALL PRODUCTS ON THESE PAGES
EQUIPPED WITH BODY-MOUNTED
E-Z MATE® MARK II COUPLERS



MAINE CENTRAL
Item No. 83407



SEABOARD®
Item No. 83408



RUSSIA IRON and PINSTRIPES with WOOD CAB
Item No. 83409



Auxiliary Water Tender

Standard Pack: 6 • \$35.00

Commonly called a “water bottle” or “canteen,” this large capacity tender was used between the 1930s and 1950s to expedite freight delivery by reducing the number of stops required for water pickup. Many of these were “homemade” by the railroads by converting existing oil or coal tenders. A perfect companion for the Class J 4-8-4, our version is based on a standard Norfolk & Western prototype.

Features include:

- operating directional lighting
- RP25 wheels
- E-Z Mate® Mark II couplers



PAINTED UNLETTERED
Item No. 89921



NORFOLK & WESTERN
(black with maroon stripe)
Item No. 89922



NORFOLK & WESTERN
(black with yellow lettering)
Item No. 89923



BALTIMORE & OHIO®
Item No. 89924

Baldwin Small Stock Tender (1910-1950)

Standard Pack: 6 • \$43.00



PAINTED UNLETTERED
(DCC ready)
Item No. 89821

USRA Coal Tenders

Standard Pack: 6 • \$43.00



MEDIUM LENGTH
PAINTED UNLETTERED
(DCC ready)
Item No. 89731



LONG
PAINTED UNLETTERED
(DCC ready)
Item No. 89831



LONG
CHESAPEAKE & OHIO®
(DCC ready; no road number)
Item No. 89832

Vanderbilt Tenders

Standard Pack: 6

Designed to carry a greater capacity than its more typical contemporaries, the Vanderbilt tender was used by railroads all across the country. Three styles are offered: medium length, long length, and Hicken style.

Features include:

- DCC ready
- backup light (where applicable)
- standard draw bar pin
- tender pickup
- blackened metal RP25 wheels
- E-Z Mate® Mark II couplers



ALL PRODUCTS ON THESE PAGES
EQUIPPED WITH BODY-MOUNTED
E-Z MATE® MARK II COUPLERS



MEDIUM LENGTH
PAINTED UNLETTERED
with COAL LOAD
Item No. 89901 • \$45.00



MEDIUM LENGTH
UNION PACIFIC®
with COAL LOAD
Item No. 89902 • \$45.00



MEDIUM LENGTH
SOUTHERN PACIFIC™
with OIL BUNKER
Item No. 89903 • \$45.00



MEDIUM LENGTH
BALTIMORE & OHIO®
with COAL LOAD
Item No. 89904 • \$45.00



MEDIUM LENGTH
PAINTED UNLETTERED
with OIL BUNKER
Item No. 89905 • \$45.00



LONG
CHESAPEAKE & OHIO®
(no road number)
Item No. 89841 • \$50.00



LONG
PAINTED UNLETTERED
Item No. 89842 • \$50.00



HICKEN STYLE
PAINTED UNLETTERED
Item No. 89911 • \$45.00



HICKEN STYLE
SOUTHERN PACIFIC™
(no road number)
Item No. 89912 • \$45.00

GE E33

Standard Pack: 6 • \$130.00

Built in 1956-57 by the General Electric company for the Virginian Railway's electrified lines, the *GE E33* locomotive was primarily used to move coal from the mines to industrial locations. As a 3300-horsepower locomotive, it was well suited to traverse mountainous terrain. After Norfolk & Western acquired the Virginian Railway in 1960, its twelve *GE E33* locomotives were sold and resold to a number of US railroads where they continued their long careers.

Features include:

- DCC ready
- die-cast frame
- operating pantograph
- interior selector switch for choice between rail or pantograph operation
- 5-pole skew wound motor
- dual flywheel and die-cast gear box
- 12-wheel drive
- working headlight
- RP25 metal wheels
- *E-Z Mate*® Mark II couplers



NORFOLK & WESTERN
Item No. 82403



PENN CENTRAL #4605
Item No. 82405



CONRAIL #4608
Item No. 82406





UNDECORATED
(shown assembled; assembly required)
Item No. 83501

DCCTM ON BOARD

GE Dash 8-40CW

Standard Pack: 6 • \$160.00

This wide-cab style locomotive was originally offered by General Electric as an option for the Dash 8-40C, later becoming the standard for their series of contemporary freight locomotives. We're proud to honor General Electric's high standards with our HO Scale *Spectrum*[®] Dash 8-40CW.

Features include:

- DCC equipped for speed, direction, and lighting
- die-cast frame
- 5-pole, skew wound motor
- machined brass flywheels
- directional lighting
- finescale detail parts
- RP25 wheels



UNION PACIFIC[®] #9374
Item No. 83502



SANTA FE #808
Item No. 83503



CONRAIL #6087
Item No. 83504



CSX[®] #7661
Item No. 83505



BNSF #812
Item No. 83506



ALL PRODUCTS ON THESE PAGES
EQUIPPED WITH BODY-MOUNTED
E-Z MATE[®] MARK II COUPLERS



UNDECORATED
(shown assembled; assembly required)
Item No. 82711



ERIE LACKAWANNA #3614
Item No. 82712



NORTHERN PACIFIC #3605
Item No. 82713



GREAT NORTHERN #407
Item No. 82714



READING #7604 "BEE LINE"
Item No. 82715

DCCTM
ON BOARD

EMD SD-45

Standard Pack: 6 • \$115.00

During the 60s and 70s, the race was on among locomotive manufacturers to develop more powerful locomotives for long-haul freight service. Among EMD's entrants into the fray was the "special duty" SD-45, a 3600-horsepower prime mover that went on to serve virtually every major railroad. With a V-20 engine and six-axle trucks for superior tractive effort, the SD-45 embodied the latest and greatest technological advances of its day. Following EMD's lead in the pursuit of cutting-edge technology, we're proud to offer this *Spectrum*® locomotive.

Features include:

- DCC-equipped for speed, direction, and lighting
- die-cast gear towers
- die-cast mainframe
- die-cast underframe
- precision balanced motor and flywheel assembly for quiet operation
- 5-pole, skew wound motor
- brass, machined flywheels
- RP25 wheels
- finescale detail parts



ALL PRODUCTS ON THESE PAGES
EQUIPPED WITH BODY-MOUNTED
E-Z MATE® MARK II COUPLERS



PENNSYLVANIA #6122
Item No. 82716

EMD SD-45 (continued)



CONRAIL #6144
Item No. 82717



UNION PACIFIC® #17
Item No. 82718



SANTA FE #5418
Item No. 82719





PAINTED UNLETTERED - YELLOW
Item No. 80035



PENNSYLVANIA #9325
Item No. 80038



NEW HAVEN #815
Item No. 80039



SANTA FE #464
Item No. 80041



WESTERN MARYLAND® #76
Item No. 80043



BALTIMORE & OHIO® #20
Item No. 80044


GE 44 Ton Switcher

Standard Pack: 6 • \$90.00

First built in 1940, almost 400 of these sturdy diesel locomotives were produced by General Electric for sale around the world. At 88,000 pounds, the *44 Ton Switcher* was designed specifically as the heaviest allowable locomotive for one-man operation. Used primarily for light branchline and industrial work, the *44 Ton Switcher* was equipped with twin diesel engines that generated approximately 400 horsepower. Last produced in 1956, many are still in operation today.

Features include:

- DCC ready
- directional headlights
- 5-pole, skew wound motor
- die-cast chassis
- separately applied parts, including grab irons, windshield wipers, and handrails
- blackened RP25 wheels
- *E-Z Mate*® Mark II couplers



Maintenance of Way Vehicles

Standard Pack: 6 • \$70.00


We're pleased to offer these self-propelled *Maintenance of Way* vehicles. A perfect addition to any post-steam railroad, the vehicles are available in standard safety yellow and are easily customizable.

Features include:

- self-propelled
- precision skew-wound motor
- die-cast gravel load (per prototype)
- RP25 wheels



SPEEDER with WORK CRANE & CART
(couplers not included)
Item No. 16946



BALLAST REGULATOR
(DCC ready)
Item No. 16947



BALLAST VEHICLE with CRANE
Item No. 16948



ALL PRODUCTS ON THESE PAGES
EQUIPPED WITH BODY-MOUNTED
E-Z MATE® MARK II COUPLERS (unless
otherwise noted)





Acela® Express

Item No. 24130 • Standard Pack: 3 • \$450.00



The high-speed train that revolutionized prototypical rail travel comes to N scale in this DCC-equipped *Acela® Express* train set. Designed in cooperation with Amtrak, we've utilized the latest tooling technology to bring N scalers an exciting train for the modern-era layout.



The *Acela® Express* comes complete with:

- dual locomotives (non-powered) with DCC lighting functions
- center-powered Café *Acela®* Power Car DCC-equipped for speed, direction, and lighting
- one First-Class car and one Business car
- detailed, lighted interiors
- tinted windows
- 59" x 39" oval of nickel silver *E-Z Track®*, including 24 pieces of 19" radius curved track, 3 pieces straight track, and 1 plug-in terminal rerailer
- power pack and speed controller
- DVD format video with assembly instructions



Acela® Express Locomotives and Passenger Cars



ACELA® LOCOMOTIVES
(non-powered units with DCC lighting functions)
Item No. 81551 • \$105.00

Standard Pack: 6

Acela® Express locomotives and passenger cars are offered individually in N scale. Modelers can now accurately duplicate Amtrak's standard eight-car *Acela®* consist by adding to the *Spectrum® Acela® Express* train set (Item No. 24130), or by building their train one car at a time. Note: N scale *Acela®* locomotives are non-powered units; powered Café *Acela®* car required for operation.

*A typical Acela® Express train includes:
2 Locomotives, 1 First Class, 1 Café Acela®,
1 End-Business and 3 Business Class Cars.*

For best performance and prototypical accuracy, the Acela® Express is recommended for use on curves with a minimum radius of 19 inches.



CAFÉ ACELA® POWER CAR
(DCC-equipped; lighted interior)
Item No. 89971 • \$150.00



FIRST CLASS
(with lighted interior)
Item No. 89972 • \$55.00



BUSINESS CLASS
(with lighted interior)
Item No. 89973 • \$55.00



END-BUSINESS CLASS
(with lighted interior)
Item No. 89974 • \$55.00





Amtrak HHP-8



Standard Pack: 6 • \$171.00

Introduced to regional service in 2002, high horsepower (HHP-8) locomotives were built to extend the range of Amtrak's fleet of high-speed passenger trains. We're pleased to offer this sleek locomotive to modern-era N-scalers everywhere.

Features include:

- DCC-equipped for speed, direction, and lighting
- interior selector switch for choice between rail or pantograph operation
- 5-pole, skew-wound motor
- 8-wheel drive
- die-cast chassis
- scale speed
- operating light functions



HHP-8 #655
Item No. 83053



HHP-8 #650
Item No. 83054



HHP-8 #664
Item No. 83055





USRA 4-8-2 Heavy Mountain



Standard Pack: 6 • \$250.00

The 4-8-2 Heavy Mountain has enjoyed years of success in our HO scale *Spectrum*® line. As part of our continuing commitment to N scalers, we're pleased to offer the Heavy Mountain as our first DCC-equipped N scale steam locomotive.

Features include:

- DCC-equipped for speed, direction, and lighting
- dual-mode decoder for DCC or DC operation
- 8-wheel locomotive pickup and all-wheel tender pickup
- LED headlight
- die-cast boiler
- die-cast split locomotive frame
- separate detail parts, including stanchions, pop valves, and whistle
- body-mounted dummy knuckle couplers (compatible with other popular brands)
- NMRA wheel profile

This locomotive performs best on *E-Z Track*® curves with a minimum radius of 19 inches.



PAINTED UNLETTERED with Vanderbilt Tender
(standard headlight)
Item No. 82511



PAINTED UNLETTERED with USRA Long Tender
Item No. 82512



C & O® #543 with VC16 Vanderbilt Tender
Item No. 82513



RIO GRANDE™ with USRA Long Tender
Item No. 82514



ILLINOIS CENTRAL #2981 with USRA Long Tender
Item No. 82515



NORFOLK & WESTERN #120 with USRA Long Tender
Item No. 82516

PAINTED UNLETTERED
(not shown)
Item No. 81651



SOUTHERN #1454
Item No. 81660



UNION PACIFIC™ #7012
Item No. 81661



NASHVILLE, CHATTANOOGA & ST. LOUIS® #555
Item No. 81662



NEW HAVEN #3303
Item No. 81663



SOUTHERN PACIFIC™ #4308
Item No. 81664



NEW YORK, ONTARIO & WESTERN #404
Item No. 81665

USRA 4-8-2 Light Mountain

Standard Pack: 6 • \$175.00

Inspired by our HO version of the model and equipped with many of the same details found on our award-winning N scale 2-8-0 Consolidation, we're moving mountains in N scale with this *Spectrum*® USRA 4-8-2 *Light Mountain*.

Features include:

- DCC ready
- precision motor
- metal motor and driver axle bearings
- operating headlight
- separately applied stack, domes, and cab
- completely hidden drive train
- gear drive
- metal tender wheels with pickup
- scale front-mounted dummy knuckle coupler (standard N scale coupler also packed separately)
- detailed cab interior
- separate sanding lines
- separate detail parts, including bell, whistle, pop valves, and handrails
- builders plate
- die-cast, finescale driver spokes

This locomotive performs best on *E-Z Track*® curves with a minimum radius of 19 inches.





UNION PACIFIC® #723
Item No. 81169



WESTERN MARYLAND® #761 "FIREBALL"
Item No. 81170



SANTA FE #2516
Item No. 81171



ROCK ISLAND #2118
Item No. 81172



SEABOARD® #914
Item No. 81173



NEW YORK, NEW HAVEN & HARTFORD #151
Item No. 81174



CHESAPEAKE & OHIO® #702
Item No. 81175

Baldwin 2-8-0 Consolidation

Standard Pack: 6 • \$150.00

In the tradition of our HO scale 2-8-0, this N scale *Consolidation* comes equipped with many of the same details found on its award-winning predecessor.

Features include:

- DCC ready
- precision motor
- metal motor and driver axle bearings
- operating headlight
- separately applied stack, domes, and cab
- completely hidden drive train
- gear drive
- metal wheels under tender with pickup
- detailed cab interior
- separate sanding lines
- separate detail parts, including bell, whistle, pop valves, and handrails
- builders plate
- operating couplers, front and rear
- die-cast, finescale driver spokes

The readers of *Model Railroader* magazine voted the 2-8-0 *Consolidation* as 2001 "N Scale Locomotive of the Year."



Norfolk & Western Class J 4-8-4 Locomotive

Standard Pack: 6

The Class J 4-8-4 was the last mainline steam locomotive to run in the United States. The popularity of our HO version of this model inspired us to offer this locomotive to N scale modelers.

Features include:

- DCC ready
- die-cast boiler, underframe, and tender frame
- precision motor
- separately applied detail parts and laser-cut exterior detailing
- die-cast finescale driver spokes
- dummy knuckle couplers, front and rear



NORFOLK & WESTERN CLASS J #608 (1950s - 60s)
Item No. 82152 • \$150.00



NORFOLK & WESTERN CLASS J #611 (1950s - 60s)
Item No. 82153 • \$150.00



RAILFAN #611 with AUXILIARY TENDER (1980s - 90s)
Item No. 82154 • \$180.00



NORFOLK & WESTERN CLASS J #601 (1950s - 60s)
Item No. 82155 • \$150.00

Chesapeake & Ohio® Vanderbilt Tender



Standard Pack: 6 • \$35.00

Designed to carry a greater capacity than its typical contemporaries, the Vanderbilt tender was used by railroads across the country.

Features include:

- DCC ready
- backup light (where applicable)
- die-cast frame
- drawbar compatible with many popular brands
- NMRA wheel profile



PAINTED UNLETTERED
Item No. 89451



CHESAPEAKE & OHIO®
Item No. 89452



GREAT NORTHERN
Item No. 89453



NEW HAVEN
Item No. 89454

Norfolk & Western Auxiliary Water Tender

Standard Pack: 6 • \$30.00

Commonly called a “water bottle” or “canteen,” this large capacity tender was used between the 1930s and 1950s to expedite freight delivery by reducing the number of stops required for water pickup. Previously offered in HO scale, these models are perfect companions for the N scale Class J 4-8-4.

Features include:

- operating directional lighting
- dummy knuckle couplers, front and rear
- N scale NMRA wheel profile



PAINTED UNLETTERED
Item No. 89951

USRA Long Tender



Standard Pack: 6 • \$35.00

These USRA Long Tenders are excellent additions to any N scale steam-era railroad.

Features include:

- DCC ready
- die-cast frame
- drawbar compatible with many popular brands
- NMRA wheel profile



PAINTED UNLETTERED
Item No. 89851




CHESAPEAKE & OHIO®
Item No. 89852



NICKEL PLATE
Item No. 89853



RIO GRANDE™
Item No. 89854



NORFOLK & WESTERN RAILFAN VERSION
(black with maroon stripe)
Item No. 89952



NORFOLK & WESTERN
(black with yellow lettering)
Item No. 89953



GE Dash 8-40CW

Standard Pack: 6 • \$135.00

This wide-cab style locomotive was originally offered by General Electric as an option for the Dash 8-40C, later becoming the standard for their series of contemporary freight locomotives. We're proud to honor General Electric's high standards with our N Scale *Spectrum® Dash 8-40CW*.

Features include:

- DCC ready
- die-cast frame
- precision balanced motor and flywheel assembly for quiet operation
- 5-pole, skew wound motor
- machined brass flywheels
- directional lighting
- finescale detail parts
- N scale NMRA wheel profile



UNDECORATED
(shown assembled; assembly required)
Item No. 86051



CONRAIL #6059
Item No. 86052



CSX® #7654
Item No. 86054



SANTA FE #804
Item No. 86058



UNION PACIFIC® #9375
Item No. 86060



CONRAIL QUALITY #6108
Item No. 86066



BNSF #814
Item No. 86075



LMS #728
Item No. 86076

This locomotive performs best on *E-Z Track®* curves with a minimum radius of 19 inches.

GE Dash 8-40C

Standard Pack: 6 • \$135.00

Developed in the early 1980s, the *Dash 8-40C* embodied General Electric's desire to take the lead in modern locomotive design, with the first mass-produced, 4000-horsepower locomotive. The *Dash 8-40C* employed the day's state-of-the-art computer and mechanical technology to earn its reputation for fast and reliable service on railroads throughout the United States. Incorporating today's cutting-edge model railroading technology, we're pleased to offer this premium *Spectrum*® locomotive.

Features include:

- DCC ready
- two piece die-cast main frame
- all-wheel pickup
- 5-pole, skew wound motor
- dual machined brass flywheels
- white LED lighting
- finescale detail parts
- N scale NMRA wheel profile



UNDECORATED
(shown assembled; assembly required)
Item No. 85051



UNION PACIFIC® #9218
Item No. 85053



NORFOLK SOUTHERN #8654
Item No. 85055



CONRAIL #6044
Item No. 85056



CSX® #7592
Item No. 85059



CHICAGO & NORTHWESTERN™ #8508
Item No. 85063

This locomotive performs best on *E-Z Track*® curves with a minimum radius of 19 inches.



UNDECORATED
(shown assembled; assembly required)
Item No. 82751



READING "BEE LINE" #7606
Item No. 82759



PENNSYLVANIA #6116
Item No. 82760



BURLINGTON NORTHERN #6474
Item No. 82761



CONRAIL #6146
Item No. 82762



UNION PACIFIC® #17
Item No. 82763



SANTA FE #5416
Item No. 82764

EMD SD-45

Standard Pack: 6 • \$90.00

During the 60s and 70s, the race was on among locomotive manufacturers to develop more powerful locomotives for long-haul freight service. Among EMD's entrants into the fray was the "special duty" *SD-45*, a 3600-horsepower prime mover that went on to serve virtually every major railroad. With a V-20 engine and six-axle trucks for superior tractive effort, the *SD-45* embodied the latest and greatest technological advances of its day. Following EMD's lead in the pursuit of cutting-edge technology, we're proud to offer this *Spectrum*® locomotive.

Features include:

- DCC ready
- two piece die-cast main frame
- all-wheel pickup
- 5-pole, skew wound motor
- dual machined brass flywheels
- white LED lighting
- finescale detail parts
- N scale NMRA wheel profile

This locomotive performs best on *E-Z Track*® curves with a minimum radius of 19 inches.



F7 A & B Units (both powered)

Standard Pack: 6 • \$98.00

Built by General Motors in the early 1950s, the F7 is one of the most recognizable locomotives of the diesel age. During its peak of popularity, the F7 outsold all locomotives from all other builders combined! Often referred to as “covered wagons” or “bulldogs,” this locomotive was used for all railroad operations, including first class passenger service. Run throughout North America, many F7s are still in use today.

Features include:

- 5-pole skew wound motor (both A & B units)
- pillow block bearings in gear towers
- operating headlight in A-unit
- teardrop windows
- die-cast chassis
- all-wheel pickup
- N scale NMRA wheel profile



ERIE LACKAWANNA #7101, #7123
Item No. 81255



PENNSYLVANIA #9651, #9666B
Item No. 81258



SANTA FE #307, 316B
Item No. 81259



SOUTHERN PACIFIC™ #6442, 8291 “BLACK WIDOW”
Item No. 81260



NEW YORK CENTRAL® #1723, 2448
(lightning stripe; not shown)
Item No. 81261



Northern Lights Limited

an E-Z Track® set with E-Z Mate® couplers

Item No. 25018 • Standard Pack: 3 • \$325.00

A lonely northbound train streaks across a moonlit polar landscape, her snuggling passengers dreaming sugar-plum dreams and carrying warm holiday wishes to one and all.

This ready-to-run *Northern Lights Limited* train set features a

2-6-0 steam locomotive with operating headlight and coal tender, three lighted passenger cars, 56" x 38" oval of nickel silver E-Z Track®, magnetically operated E-Z Mate® couplers on all cars, power pack and speed controller, and helpful DVD video with assembly instructions.



Jingle Bell Express

an E-Z Track® set with E-Z Mate® couplers

Item No. 25012 • Standard Pack: 3 • \$330.00

Hurrying last-minute wishes from the North Pole to children of all ages is the *Jingle Bell Express*. Serving a spur of Bachmann's North Pole & Southern Railway, this narrow gauge freight train will deliver holiday dreams around the Christmas tree for years to come. Our *Jingle Bell Express* set includes a 2-6-0 steam locomotive with operating headlight, coal tender, box car, flat car, gondola, lighted bobber caboose, 56" x 38" oval of nickel silver E-Z Track®, E-Z Mate® couplers on all cars, power pack, and helpful video with assembly instructions.





The participants in *Model Railroader* magazine's Reader's Choice Awards chose the passenger cars included in this set as 1998 "O Scale Rolling Stock of the Year." And, as ready-to-run passenger sets, our On30 trains also garnered second place in the "Product of the Year" category, topped only by our own HO scale *Spectrum*® 2-8-0 Consolidation.



Ohio River & Western

an E-Z Track® set with E-Z Mate® couplers

Item No. 25013 • Standard Pack: 3 • \$320.00

Incorporated in 1875, the tenacious Ohio River & Western Railway played a crucial role in the development of the southeast Ohio hill country it served. The narrow gauge OR & W survived for half a century through times of bust and boom, but its larger, standard gauge competitors proved to be too powerful for the railroad. The Pennsylvania Railroad purchased the OR & W in 1912, and its last train ran on Memorial Day, May 30, 1931. Our *Ohio River & Western* set includes a 2-6-0 steam locomotive with operating headlight, coal tender, three lighted passenger cars, 56" x 38" oval of nickel silver E-Z Track®, E-Z Mate® couplers on all cars, power pack, and helpful video with assembly instructions.



Roaring Ridge

an E-Z Track® set with E-Z Mate® couplers

Item No. 25014 • Standard Pack: 3 • \$320.00

Valleys echo with the sounds of pulsing steam and churning wheels as the mighty *Roaring Ridge* makes its ascent into the mountains. This ready-to-run train set features a 2-6-0 steam locomotive with operating headlight and coal tender, three lighted passenger cars, 56" x 38" oval of nickel silver E-Z Track®, magnetically operated E-Z Mate® couplers on all cars, power pack and speed controller, and helpful DVD video with assembly instructions.





The participants in *Model Railroader* magazine's Reader's Choice Awards chose the passenger cars included in these sets as 1998 "O Scale Rolling Stock of the Year." And, as ready-to-run passenger sets, our On30 trains also garnered second place in the "Product of the Year" category, topped only by our own HO scale *Spectrum*® 2-8-0 Consolidation.



Glenbrook Valley

an E-Z Track® set with E-Z Mate® couplers

Item No. 25015 • Standard Pack: 3 • \$320.00

Delivering much-needed supplies to the rolling hills and mountain towns of your layout is the *Glenbrook Valley*. This ready-to-run train set comes complete with a 2-6-0 steam locomotive with operating headlight and coal tender, box car, flat car, gondola, lighted bobber caboose, 56" x 38" oval of nickel silver *E-Z Track®*, magnetically operated *E-Z Mate®* couplers on all cars, power pack and speed controller, and helpful DVD video with assembly instructions.



ELECTRONIC AUTO-REVERSING NICKEL SILVER *E-Z TRACK®*

Standard Pack: 12 • \$35.00

You can expand your reversing HO or On30 Street Car or Trolley Sets with Electronic Auto-Reversing Nickel Silver *E-Z Track®*. Available in 9-inch straight sections or 18-inch radius curved sections, this electronically equipped track is specifically designed for the open-end track configuration of our reversing sets, allowing you to go virtually anywhere in your village layout.



**AUTO-REVERSING
9" STRAIGHT**
(4/card)
Item No. 44548



**AUTO-REVERSING
18" RADIUS CURVED**
(4/card)
Item No. 44549

Note: This track will not operate as reversing track unless it is used in conjunction with set numbers 00401, 00402, 25016, or 25017.



56" x 38"
Oval

**BACHMANN'S EXCLUSIVE
E-Z TRACK SYSTEM**
ASSEMBLES IN MINUTES!
Snaps together,
stays together on floors,
tables, and carpets.
No nails, screws,
or special tools needed.

BACHMANN
DVD Format
Video Instructions

Village Street Car Set

with electronic auto-reversing nickel silver E-Z Track®

Standard Pack: 3 • \$165.00

Our Village Street Car Set features an electronic auto-reversing E-Z Track® system that's the perfect solution for point-to-point passenger transit on your layout. A stop time of five to seven seconds allows plenty of time for O scale shoppers and travelers to board, and a variable speed controller lets you determine the rate of travel. Then, sit back and enjoy the ride while your town or city comes to life!

Features include:

- street car with headlights and lighted interior
- variable speed control
- 4 pieces of 18" radius curved, auto-reversing E-Z Track®
- 3 pieces of 9" straight, auto-reversing E-Z Track®
- 1 piece of straight E-Z Track® with attached station house
- 1 Hayes bumper
- illustrated instruction manual



UNITED TRACTION
Item No. 2517

CHRISTMAS
Item No. 25017



Inside Frame 4-4-0 American Steam Locomotive

Standard Pack: 6 • \$310.00



Not only was the 4-4-0 configuration the best-selling wheel arrangement of all steam locomotives, in was the longest running as well, first appearing in the late 1830s and seeing service until the end of the steam era. The 4-4-0 was a multipurpose locomotive that was stable, quick on rough track, and easy to maintain. As a result, more than 80,000 Americans were built for railroads of all gauges. Painted and striped "as delivered," our model is based on Baldwin designs for 30-inch railroads, with multiple-style accessory features that allow modelers to customize their locomotive.

Features include:

- DCC-equipped for speed, direction, and lighting
- dual-mode decoder with NMRA 8-pin plug for DCC or DC operation
- die-cast cab, boiler, frame, lead truck, drivers, and tender frame
- completely hidden can motor with flywheel and reduction gear box for scale speed operation
- room for speaker
- wood cab and steel cab versions
- wood load, coal load, and oil bunker, plus two stack styles (tapered and cap) included with all versions
- two easily interchangeable pilot styles (footboard and road), plus two lead truck styles (spoked and solid) included with all versions
- photo-etched brass fuel bunker extensions for larger loads
- *E-Z Mate*® Mark II couplers, front and rear



PAINTED UNLETTERED – BLACK with GRAPHITE SMOKE & FIRE BOX
(1890s Wood Cab & Oil Headlight)
Item No. 28301



PAINTED UNLETTERED – BLACK
with RED CAB WINDOWS, GOLD PINSTRIPES & LINING
(1890s Wood Cab & Oil Headlight)
Item No. 28302



PAINTED UNLETTERED – BLACK
with GRAPHITE SMOKE & FIRE BOX, RED CAB WINDOWS, BRASS TRIM
(1890s Wood Cab & Oil Headlight)
Item No. 28303




PAINTED UNLETTERED – BLACK with GRAPHITE SMOKE & FIRE BOX
(1910 - 1920s Steel Cab & Electric Visor Headlight)
Item No. 28304




PAINTED UNLETTERED – BLACK with RED CAB
WINDOWS, WHITE TRIM
(1910 - 1920s Steel Cab & Electric Visor Headlight)
Item No. 28305




PAINTED UNLETTERED – BLACK with RED CAB WINDOWS, WHITE PINSTRIPES
(1910 - 1920s Steel Cab & Electric Visor Headlight)
Item No. 28306




GREENBRIER & BIG RUN LUMBER CO.
Item No. 25657




POCAHONTAS LUMBER CO.
Item No. 25660



MIDWEST QUARRY & MINING CO.
Item No. 25661



COLORADO MINING CO.
Item No. 25662



LITTLE RIVER LOGGING CO.
Item No. 25663

T-Boiler, Two Truck Shay

Standard Pack: 6 • \$275.00

Our *T-Boiler, Two Truck Shay* steam locomotive is inspired by the 14-ton locomotives commonly used on late Nineteenth to mid-Twentieth Century logging railroads. Showing “backwoods ingenuity,” these Shays were often customized to meet the needs of individual railroads. Each version of our On30 Shay has many features unique per roadname.

Features include:

- DCC ready
- die-cast construction
- metal valve gear
- precision motor
- operating headlight
- separate metal detail parts
- three cab styles (sheet metal, vertical wood, or raised wood panel per prototype)
- *E-Z Mate*® Mark II couplers, front and rear



The readers of *Model Railroader* magazine voted our *Two Truck Shay* as 2002 “O Scale Locomotive of the Year.”





GREENBRIER & BIG RUN LUMBER CO. #6
Item No. 25757



POCAHONTAS LUMBER CO. #7
Item No. 25760



MIDWEST QUARRY & MINING CO. #5
Item No. 25761



PAINTED UNLETTERED - BLACK
Item No. 25799

28 Ton Two-Truck Class B Climax

Standard Pack: 6 • \$275.00

In the late 1800s, the Climax Locomotive Works paved the way for geared locomotive development with innovative designs and improvements to existing technology. One such offering was the *28 Ton Two-Truck Climax*. With a horizontal boiler, this version of the Class B Climax offered more power and efficiency than its T-boiler predecessors. The successful 28-Tonner was produced until 1904 and continued in scattered service into the early 1950s. We're pleased to offer the *On30 Two Truck Climax* in our award-winning roster of geared locomotives.

Features include:

- DCC ready
- sound ready
- 5-pole, skew-wound motor
- prototypical center gearbox distributes power to two truck gearboxes
- three cab styles per prototype (double-panel wood; single-panel wood; or steel cab with modern headlights, generator, and air pump)
- die-cast frame, cab, and boiler
- wood, coal, and oil load included with all roadnames



ALL PRODUCTS ON THESE PAGES
EQUIPPED WITH BODY-MOUNTED
E-Z MATE® MARK II COUPLERS

Baldwin Outside Frame 2-8-0 Consolidation

Standard Pack: 6 • \$265.00



Manufactured throughout the first half of the Twentieth Century, this versatile 30-inch gauge locomotive was used domestically and abroad in freight, industrial, and passenger service. Each version of the DCC-equipped 2-8-0 also includes wood load, coal load, and oil bunker and two stack styles (onion and tapered).

Features include:

- DCC-equipped for speed, direction, and lighting
- 5 pole, skew-wound motor
- die-cast chassis, boiler, and tender frame
- see-through clearance under boiler
- spoked, solid, or outside bearing lead trucks per prototype
- operating headlight
- separately applied detail parts



POCAHONTAS LUMBER CO.
Item No. 25960



MIDWEST QUARRY & MINING CO.
Item No. 25961



COLORADO MINING CO.
Item No. 25962



LITTLE RIVER LOGGING CO.
Item No. 25963



PAINTED UNLETTERED - BLACK
with RED & WHITE TRIM
Item No. 25998

PAINTED UNLETTERED - BLACK
(not shown)
Item No. 25999

Baldwin Forney 2-4-4 Steam Locomotive

Standard Pack: 6 • \$275.00

Following stints with several prominent railroads and locomotive manufacturers, Matthias N. Forney went to work for the Illinois Central Railroad in 1861, where he designed and patented the first of the “Forney” type locomotives. Characterized by a trailing truck positioned under the coal bunker/water tank, Forney designs integrated the locomotive and fuel bunker on one frame, allowing for smooth operation in tight curves. Ideal for fast-paced railroad operation, Forneys were produced by many locomotive manufacturers to serve urban elevated railroads and narrow gauge short lines during the middle to late steam era. Two examples are our *Baldwin Forney 2-4-4*, offered in inside- and outside-frame versions.

Features include:

- DCC-equipped for speed, direction, and lighting
- die-cast frame and boiler
- vestibule cab with operating doors and interior detail
- 5 pole, skew-wound motor
- operating LED headlight
- separately applied detail parts



ALL PRODUCTS ON THESE PAGES
EQUIPPED WITH BODY-MOUNTED
E-Z MATE® MARK II COUPLERS

DCCTM
ON BOARD



OUTSIDE FRAME - SANDY RIVER & RANGELY LAKE
Item No. 25476



INSIDE FRAME - SANDY RIVER & RANGELY LAKE
Item No. 25477



OUTSIDE FRAME - PAINTED UNLETTERED
Item No. 25478



INSIDE FRAME - PAINTED UNLETTERED
Item No. 25479



Narrow Gauge 0-4-2 Porter

Standard Pack: 6 • \$90.00

A great companion to our On30 0-4-0 is the 0-4-2 Porter. With its larger fuel bunker and trailing truck, the 0-4-2 was able to travel longer distances than its “little brother,” making this model a welcome addition to your On30 railroad.

Features include:

- precision skew-wound motor
- operating headlight
- die-cast boiler
- completely hidden drive train
- gear drive
- separate detail parts, including: bell, whistle, pop valves, and handrails
- separate sanding lines and piping
- rounded siderods
- die-cast, finescale drivers and spokes
- E-Z Mate® Mark II couplers



GREENBRIER & BIG RUN LUMBER CO. #1
Item No. 25557



TIOGA LUMBER CO. #1
Item No. 25559



POCAHONTAS LUMBER CO. #1
Item No. 25560



MIDWEST QUARRY & MINING CO. #1
Item No. 25561



PAINTED UNLETTERED
Item No. 25599

Narrow Gauge 0-4-0 Porter

Standard Pack: 6 • \$80.00

With a simple, compact design perfectly suited for sharp curves and rough track, the prototype of this 8-ton “teapot with character” hissed and puffed its way through the light branch lines and industrial railroads of the steam era.

Features include:


- precision can motor
- metal motor bearings
- operating headlight
- completely hidden drive train
- gear drive
- separate detail parts, including die-cast water tank and boiler, bell, whistle, pop valves, and handrails
- separate sanding lines and piping
- detailed cab interior with operating cab light
- die-cast, finescale drivers and spokes
- magnetically operated E-Z Mate® couplers, front and rear



PAINTED UNLETTERED with
VERTICAL CAB PANEL
Item No. 25398



PAINTED UNLETTERED with
HORIZONTAL CAB PANEL
Item No. 25399





OHIO RIVER & WESTERN #16
Item No. 25229

Narrow Gauge 2-6-0 Steam Locomotive and Tender

Standard Pack: 6 • \$160.00

Features include:

- operating headlight
- completely hidden drive train
- see-through clearance under boiler
- precision, 5-pole skew wound can motor (with hardened carbon brushes)
- numerous metal detail parts
- finescale pilot
- sprung center axle for superior tracking performance and electrical pickup
- short-coupled tender with coal load



PAINTED UNLETTERED – BUMBLE BEE
Item No. 25249



PAINTED UNLETTERED – BLACK
Item No. 25299



BODY-MOUNTED
E-Z MATE® MARK II COUPLERS



Closed Street Car (with headlights and lighted interior)

Standard Pack: 6 • \$62.00



CHRISTMAS
Item No. 25127



UNITED TRACTION
Item No. 25128



HERSHEY'S™
Item No. 25155



0-4-0 Side Rod Gas-Mechanical

Standard Pack: 6 • \$110.00

Faced with unprecedented economic pressure at the end of the steam era, locomotive manufacturers developed a variety of fuel and engine alternatives in search of a locomotive power plant that could successfully compete in the industrial market. The Davenport 0-4-0 Side Rod Gas Mechanical was one of the early non-steam locomotives that quickly proved its worth in mining, industrial, and agricultural applications. Based on a 1940s stock model from the Davenport catalog, this Spectrum® 0-4-0 features the counterweight and side-rod configuration that distinguishes many transition-era locomotives.

Features include:

- DCC-equipped for speed, direction, and lighting
- die-cast construction
- die-cast side rods and counterweights
- skew-wound motor
- low-speed gearing
- prototypical metal detail parts
- E-Z Mate® Mark II couplers



BODY-MOUNTED
E-Z MATE® MARK II COUPLERS



GREENBRIER & BIG RUN LUMBER CO.
Item No. 28157



POCAHONTAS LUMBER CO.
Item No. 28160



MIDWEST QUARRY & MINING CO.
Item No. 28161



COLORADO MINING CO.
Item No. 28162



LITTLE RIVER LOGGING CO.
Item No. 28163



PAINTED UNLETTERED – BLACK
Item No. 28195



PAINTED UNLETTERED – SILVER & BLACK
Item No. 28196



PAINTED UNLETTERED – YELLOW & BLACK
Item No. 28197



PAINTED UNLETTERED – GREEN & BLACK
Item No. 28198



UNDECORATED
Item No. 28199



Rail Truck

Standard Pack: 6 • \$150.00

Along with the financial devastation of the Great Depression, the Rio Grande Southern faced natural disaster as well when a mudslide cut the railroad into two pieces. A divided line severely reduced rail traffic, and the struggle to remain financially solvent in the face of these difficulties inspired the RGS to develop Motor Car #1, a cost-effective solution to the drop off in passenger, freight, and US Mail traffic. Based on the replica of Rio Grande Southern Motor #1 that resides in Colorado's Ridgeway Railroad Museum, our DCC-equipped *Rail Truck* brings whimsy and realism to narrow gauge modeling.

Features include:

- DCC-equipped for speed, direction, and lighting
- die-cast frame, bed, and hood
- LED headlights and rear marker light
- full interior with seats and instrument panel



RIO GRANDE SOUTHERN #1
Item No. 29133



GREENBRIER & BIG RUN LUMBER CO.
Item No. 29157



POCAHONTAS LUMBER CO.
Item No. 29160



MIDWEST QUARRY & MINING CO.
Item No. 29161



COLORADO MINING CO.
Item No. 29162



LITTLE RIVER LOGGING CO.
Item No. 29163



UNDECORATED
Item No. 29199

Pulpwood Car

(with cast resin load)

Standard Pack: 6 • \$60.00



GREENBRIER & BIG RUN LUMBER CO.
Item No. 26857



LITTLE RIVER LOGGING CO.
Item No. 26863



SANDY RIVER & RANGELEY LAKE
Item No. 26877



CAROLINA PULPWOOD & PAPER CO.
Item No. 26878



PAINTED, LETTERED with DATA
Item No. 26899



ALL PRODUCTS ON THIS PAGE
EQUIPPED WITH BODY-MOUNTED
E-Z MATE® MARK II COUPLERS





Two-Door Baggage Car (with lighted interior)

Standard Pack: 6 • \$50.00



PENNSYLVANIA
Item No. 26414



DENVER & RIO GRANDE WESTERN™
Item No. 26418



OHIO RIVER & WESTERN
Item No. 26429



PAINTED UNLETTERED
(olive)
Item No. 26499

Combine Car (with lighted interior)

Standard Pack: 6 • \$50.00



PENNSYLVANIA
Item No. 26114



DENVER & RIO GRANDE WESTERN™
Item No. 26118



COLORADO & SOUTHERN
Item No. 26123



PAINTED UNLETTERED
(olive)
Item No. 26199

Jackson & Sharp Coach (with lighted interior)

Standard Pack: 6 • \$42.00

Features include:

- track powered lighting
- removable roof
- full, painted interior



The participants in *Model Railroader* magazine's Reader's Choice Awards voted our On30 passenger cars as 1998 "O Scale Rolling Stock of the Year."



DENVER & RIO GRANDE WESTERN™
Item No. 26318



COLORADO & SOUTHERN
Item No. 26323



OHIO RIVER & WESTERN
Item No. 26329



PAINTED UNLETTERED
(olive)
Item No. 26399

Reefer

Standard Pack: 6 • \$45.00



DENVER & RIO GRANDE WESTERN™
Item No. 27418



PENNSYLVANIA UNION LINE
Item No. 27464



PAINTED UNLETTERED
Item No. 27499



ALL PRODUCTS ON THESE PAGES
EQUIPPED WITH BODY-MOUNTED
E-Z MATE® MARK II COUPLERS



Billboard Reefer

Standard Pack: 6 • \$45.00



RIVER HORSE BREWING COMPANY
Item No. 27465



BRICKTOWN BREWERY
Item No. 27466



JOHN HARVARD'S BREWHOUSE
Item No. 27467



DOGFISH HEAD CRAFT BREWERY
Item No. 27471



DOGFISH HEAD IPA
Item No. 27479



BERKSHIRE BREWING
Item No. 27480



CAPTAIN LAWRENCE BREW PUB
Item No. 27481



ROHRBACH'S BREWING
Item No. 27482

Box Car

Standard Pack: 6 • \$35.00



GREAT NORTHERN
Item No. 27011



BALTIMORE & OHIO®
Item No. 27012



BACHMANN 175th ANNIVERSARY
(shown on inside front cover)
Item No. 27017



DENVER & RIO GRANDE WESTERN™
Item No. 27018



COLORADO & SOUTHERN
Item No. 27023



OHIO RIVER & WESTERN
Item No. 27029



PAINTED UNLETTERED
Item No. 27099



ALL PRODUCTS ON THESE PAGES
EQUIPPED WITH BODY-MOUNTED
E-Z MATE® MARK II COUPLERS



Ventilated Box Car

Standard Pack: 6 • \$45.00



DENVER & RIO GRANDE WESTERN™
Item No. 27618



SOUTH PACIFIC COAST
Item No. 27634



CHESAPEAKE & DELAWARE
Item No. 27635



LAWDALE
Item No. 27636



BIG SANDY & CUMBERLAND
Item No. 27637



ATLANTIC & DANVILLE
Item No. 27638



BREAKWATER & DELAWARE BAY
Item No. 27656



PAINTED UNLETTERED
Item No. 27699

Tank Car

Standard Pack: 6 • \$35.00



GRAMPS
Item No. 27145



ZEROLENE
Item No. 27146



CONOCO
Item No. 27147



ASSOCIATED
Item No. 27148



PAINTED UNLETTERED - SILVER
Item No. 27198



PAINTED UNLETTERED - BLACK
Item No. 27199



ALL PRODUCTS ON THESE PAGES
EQUIPPED WITH BODY-MOUNTED
E-Z MATE® MARK II COUPLERS



Flat Car

Standard Pack: 6 • \$32.00



DENVER & RIO GRANDE WESTERN™
Item No. 27318



COLORADO & SOUTHERN
Item No. 27323

High-Side Gondola (with coal load)

Standard Pack: 6 • \$35.00



DENVER & RIO GRANDE WESTERN™
Item No. 27818



COLORADO & SOUTHERN
Item No. 27823



MIDWEST QUARRY & MINING CO.
Item No. 27861



COLORADO MINING CO.
Item No. 27862



PAINTED UNLETTERED – BLACK
Item No. 27898



PAINTED UNLETTERED – BROWN
Item No. 27899

ALL PRODUCTS ON THESE PAGES
EQUIPPED WITH BODY-MOUNTED
E-Z MATE® MARK II COUPLERS





OHIO RIVER & WESTERN
Item No. 27329



PAINTED UNLETTERED
Item No. 27399

2-Bay Steel Hopper (two per box)

Standard Pack: 6 • \$83.00



DENVER & RIO GRANDE WESTERN™
(two per box)
Item No. 27918



EAST BROAD TOP
(two per box)
Item No. 27930



MIDWEST QUARRY & MINING CO.
(two per box)
Item No. 27961



COLORADO MINING CO.
(two per box)
Item No. 27962



PAINTED UNLETTERED - BLACK
(two per box)
Item No. 27998



PAINTED UNLETTERED - OXIDE RED
(two per box)
Item No. 27999



Gondola

Standard Pack: 6 • \$32.00



DENVER & RIO GRANDE WESTERN™
Item No. 27218



OHIO RIVER & WESTERN
Item No. 27229



PAINTED UNLETTERED
Item No. 27299

Stock Car

Standard Pack: 6 • \$35.00



COLORADO & SOUTHERN
Item No. 27523



OHIO RIVER & WESTERN
Item No. 27529



PAINTED UNLETTERED
Item No. 27599



ALL PRODUCTS ON THESE PAGES
EQUIPPED WITH BODY-MOUNTED
E-Z MATE® MARK II COUPLERS

Camp Cars

Standard Pack: 6 • \$49.00

A successful logging operation needs its crew and equipment to be in top condition, and our camp cars deliver the supplies and services to keep your backwoods line running smoothly. All feature metal wheels and arch bar trucks.



SAW FILER'S CAR
Item No. 26994



MAINTENANCE-OF-WAY CAR
Item No. 26995



DINING CAR
Item No. 26996



COMMISSARY CAR
Item No. 26997



BUNK CAR
Item No. 26998

Logging and Mining Cars (three cars per box)

Standard Pack: 6

Based on cars named Large Scale Rolling Stock of the Year in *Model Railroader* magazine's Reader's Choice Awards, we offer three On30 Logging and Mining Cars. They all feature die-cast frames and are packed three to a box.



SKELETON LOG CARS with RESIN LOGS
(three cars per box)
Item No. 27391 • \$90.00



WOOD SIDE-DUMP CARS
(three cars per box)
Item No. 29801 • \$72.00



V-DUMP CARS
(three cars per box)
Item No. 29802 • \$72.00



Caboose (with lighted interior)

Standard Pack: 6 • \$45.00



PENNSYLVANIA
Item No. 27714



COLORADO & SOUTHERN
Item No. 27723



DENVER & RIO GRANDE WESTERN™
Item No. 27729



PAINTED UNLETTERED with ROUND ROOF
Item No. 27798



PAINTED UNLETTERED with CUPOLA
Item No. 27799

ALL PRODUCTS ON THIS PAGE
EQUIPPED WITH BODY-MOUNTED
E-Z MATE® MARK II COUPLERS



Complete Trucks with Wheels

Standard Pack: 6



ARCH BAR FREIGHT TRUCKS
Item No. 29901 • \$13.00 per pair



DIE-CAST PASSENGER TRUCKS
Item No. 29902 • \$13.00 per pair



LONG WHEELBASE ARCH BAR FREIGHT TRUCKS
Item No. 29903 • \$15.00 per pair



LOW FRAME 4'1" BAR FREIGHT TRUCKS
Item No. 29904 • \$15.00 per pair

ARCH




VULCAN FREIGHT TRUCKS
Item No. 29905 • \$13.00 per pair

Accessories



FREIGHT CAR UNDERFRAME - BLACK
(3 per pack)
Item No. 29906 • Standard Pack: 6
\$22.50



FREIGHT CAR UNDERFRAME - OXIDE RED
(3 per pack)
Item No. 29907 • Standard Pack: 6
\$22.50



2-6-0 PILOTS with OPERATING MAGNETIC COUPLERS
(2 per pack)
Item No. 29908 • Standard Pack: 6
\$14.00



PAINTED RESIN LOGS
(6 per pack)
Item No. 29909 • Standard Pack: 6
\$18.00



RESIN PULPWOOD LOAD
(1 per pack)
Item No. 29910 • Standard Pack: 6
\$35.00

1:20.3 Large Scale K-27 Steam Locomotive



Standard Pack: 1 • \$1400.00

As the Nineteenth Century came to a close, the older, smaller engines of the Denver & Rio Grande's narrow gauge railroad struggled to haul freight and passenger traffic over the line's steep grades and tight curves. After soliciting design specifications from several builders for a locomotive able to handle at least twice the tonnage of the engines previously in use, the railroad selected Baldwin Design Specification W4213, later known as the K-27. Unlike anything previously built for American narrow gauge, a total of fifteen K-27s were ordered and assigned road numbers 450 to 464, with numerous modifications made throughout the course of their many years of operation. Honoring Baldwin's innovative design, we're proud to present these *Spectrum*® K-27 locomotives, each with details, paint scheme, cab, and tender shell specific to an individual road number at a certain time in its service career.

Mechanical:

- fully equalized locomotive suspension as on the prototype, including individually sprung drivers, trailing truck, and floating gear box
- complete die-cast frame and chassis
- motor with ball bearings and brass machined flywheel
- dual helical cut gears
- all brass gears to ensure durability
- double-lead stainless steel worm with thrust bearing to provide superior durability and eliminate locomotive surge
- ball bearing supported worm gear to provide superior durability
- prototypical Rushton radial trailing truck

Electronics:

- open and nonproprietary plug-and-play electronics interface to accommodate the control system of your choice, including DC, NMRA DCC, and radio control/battery operation
- designed for a maximum of 24 volts DC, battery, or NMRA DCC operation

- heavy-duty plugs and wiring throughout
- current limited constant lighting for
 - direction activated front and rear headlights
 - operating smoke unit
 - operating classification lights
 - operating cab light
 - operating firebox flicker
- three-position switches with center "off" for DCC or DC operation of:
 - smoke unit
 - cab light
 - firebox
 - classification lights
- all-wheel driver and tender electrical pickup
- easy access to electronics inside tender
- three switches in tender to choose
 - track or battery power pickup
 - operation according to NMRA or large scale model railroading practices
 - motor power on/off switch to allow stationary operation with lights on
- designed for the installation of aftermarket sound systems
- optical sensors in cylinders for accurate sound synchronization
- chuff sensors selectable for 2 or 4 chuffs per revolution
- battery screw terminals for easy installation of RC systems
- space designed for installation of batteries for RC operation



This locomotive performs best on curves with a minimum 8' diameter.

1:20.3 Large Scale K-27 Steam Locomotive (continued)



Detail:

- outside frame with solid die-cast counterweights
- snow plow and doghouse on selected models
- bronze pop valves, bell, and whistle
- smoke stack spark arrestor
- numerous die-cast parts, including operating piston valves and Walschaert valve gear, side rods, dual air pumps and generator
- complete locomotive brake rigging and brake shoes
- operating Johnson bar, reach bar controls, adjustable valve gear
- complete boiler backhead detail, including numerous gauges, piping, throttle, and brake stand
- operating clamshell firebox door
- cab awnings, operating hatches and windows
- detailed sand lines, piping, nut, bolt, and washer details, and detailed rivets throughout
- diamond safety tread deck plate
- removable detailed coal load
- fully detailed trucks with operating journal box lid
- tender brake hanger, brake shoes, air hoses, and coupler cut lever
- body mounted die-cast scale knuckle couplers for both front and rear couplers
- longer coupler shanks included for operation on tight radii
- die-cast offset shank couplers also included for use with other popular brands of narrow gauge couplers



RIO GRANDE™ #453 with DOGHOUSE
Item No. 83093



RIO GRANDE™ #464
Item No. 83094



RIO GRANDE™ #463 - FLYING GRANDE VERSION
(1940s - 1950s)
Item No. 83095

Large
SCALE

STEAM LOCOMOTIVES

1:20.3 Large Scale K-27 Steam Locomotive (continued)

NEW



RIO GRANDE SOUTHERN #455 - SUNRISE HERALD
Item No. 83096



DENVER & RIO GRANDE WESTERN™ #455
Item No. 83097



PAINTED UNLETTERED - BLACK with GREEN BOILER
Item No. 83098



PAINTED UNLETTERED - BLACK
Item No. 83099

1:20.3 Scale Narrow Gauge 55 Ton Three-Truck Shay

Standard Pack: 1 • \$1100.00

Inspired by a classic Lima steel cab design (circa 1908 – 1915), this third member of our *Large Scale Shay* family was created through extensive research and our continued commitment to 1:20.3 finescale railroading.

Features include:

- DCC ready
- die-cast construction, including die-cast gear boxes
- all-wheel drive
- steel cab with detailed interior
- numerous detail parts
- operating headlight and backup light
- operating smoke unit
- three-position polarity switch for conformance to NMRA standards or large scale model railroading practices, and a center/off position


Shay Power Trucks with Die-Cast Power Blocks

Standard Pack: 3 • \$250.00

We're happy to offer new technology for an old favorite in the *Spectrum*® line with backward-compatible *Shay Power Trucks*. Die-cast power blocks and improved pickup make this a "must have" item for Large Scale Shay modelers and kitbashers.




SHAY POWER TRUCKS – 1 PAIR
(with die-cast power blocks)
Item No. 88999




OREGON LUMBER COMPANY #110
Item No. 82494



MEADOW RIVER LUMBER COMPANY #7
Item No. 82496



PAINTED UNLETTERED – BLACK with RED & WHITE TRIM
Item No. 82498



PAINTED UNLETTERED – BLACK
Item No. 82499

1:20.3 Scale Narrow Gauge 2-8-0 Outside-Frame Consolidation

Standard Pack: 1 • \$799.95

The 2-8-0 narrow gauge, outside-frame steam locomotive was a powerhouse in a small package. Known affectionately as a “vest pocket” 2-8-0, this workhorse outperformed many of its larger counterparts. Built by a variety of American locomotive manufacturers, the *Consolidation* was an integral part of almost every narrow gauge railroad. In fact, the 2-8-0 was exported to countries around the world as late as the 1950s.

Our 2-8-0 *Consolidation* reproduces a 1920s Baldwin prototype that is still in use today. Restored to better-than-new condition in Virginia City, Montana, the 2-8-0 recently returned to limited operation in the fall of 2000 at the Halls of Baldwin museum.

Features include:

- DCC ready
- LED headlight
- smoke generator with on-off switch
- NMRA polarity switch
- load-synchronized LEDs in firebox and ashpan for realistic fire glow
- precision can motor
- die-cast gear box
- metal frame
- complete backhead detail
- fully operational Baker valve gear with Johnson bar
- numerous separate detail parts
- metal handrails and piping
- chemically blackened, machined metal wheels

This locomotive performs best on curves with a minimum 8' diameter.



YELLOW PINE LUMBER COMPANY #21
Item No. 81294



DEADWOOD CENTRAL #5
Item No. 81295



WHITE PASS & YUKON #7
Item No. 81296



SILVERTON NORTHERN #34
Item No. 81297



The participants in *Model Railroader* magazine's Reader's Choice Awards chose our 2-8-0 locomotive as 2001 "Large Scale Locomotive of the Year."



1:20.3 Scale Narrow Gauge 4-4-0 American Steam Locomotive

Standard Pack: 1 • \$850.00

The 1876 Centennial Exhibition, which marked the 100th anniversary of our Nation's birth, was a showcase of the American spirit in industry and culture. Several locomotive manufacturers supplied motive power for the Exhibition's 3.5 mile passenger railroad, but a Baldwin 4-4-0 was the standout performer.

The Baldwin 4-4-0 went on to play a key role in the development and growth of U.S. narrow gauge railroads, and then served lines throughout the world. This style of locomotive was used more than any other in nearly every variety of service throughout the United States.

Features include:

- LED headlight
- polarity selector switch for operation according to NMRA standards or large scale model railroading practice
- smoke generator with on-off switch
- load-synchronized LEDs in firebox and ashpan for realistic fire glow
- precision 5-pole can motor
- metal frame
- complete backhead detail
- fully operational Stephenson valve gear with operating piston valves, Johnson bar and linkage
- numerous separate detail parts
- metal handrails and piping
- prototypical, sprung axle bearings
- chemically blackened, machined metal wheels
- scale coupler pockets



PAINTED UNLETTERED – LAKE & RUSSIA IRON
Item No. 81391



PAINTED UNLETTERED – OLIVE GREEN & RUSSIA IRON
Item No. 81392



EUREKA & PALISADE
Item No. 81396



The participants in *Model Railroader* magazine's Reader's Choice Awards chose our 4-4-0 locomotive as 2000 "Large Scale Locomotive of the Year."



This locomotive performs best on curves with a minimum 6.5' diameter.



1:20.3 Scale Narrow Gauge 2-6-0 Mogul Steam Locomotive

Standard Pack: 1 • \$799.95

Along with a Baldwin 4-4-0, one of the prototypes for our 2-6-0 hauled 4 million customers throughout the grounds of the 1876 Centennial Exhibition held in Philadelphia. That's an impressive record of service this model is sure to emulate.

Features include:

- DCC ready
- LED headlight
- polarity selector switch for operation according to NMRA standards or large scale model railroading practice
- smoke generator with on-off switch
- load-synchronized LEDs in firebox and ashpan for realistic fire glow
- precision 5-pole can motor
- metal frame
- complete backhead detail
- fully operational Stephenson valve gear with operating piston valves, Johnson bar, and linkage
- numerous separate detail parts
- metal handrails and piping
- prototypical, sprung axle bearings
- chemically blackened, machined metal wheels
- scale coupler pockets




KANSAS CENTRAL #102
Item No. 81491



SOUTH PACIFIC COAST #12
Item No. 81493



EAST TENNESSEE & WESTERN NORTH CAROLINA #2
Item No. 81494



BALDWIN LOCOMOTIVE WORKS
Item No. 81495



The participants in *Model Railroader* magazine's Reader's Choice Awards chose our 2-6-0 as 2002 "Large Scale Locomotive of the Year."

1:20.3 Scale 2-6-0 Mogul Steam Locomotive (continued)

Standard Pack: 1 • \$799.95



YELLOW PINE LUMBER CO. #11
Item No. 81496



RIO GRANDE SOUTHERN #11
Item No. 81497

This locomotive performs best on curves with a minimum 8' diameter.



1:20.3 Scale Narrow Gauge 0-4-0 Side Tank Porter

Standard Pack: 1 • \$270.00

Representing a stock model right off the pages of an H.K. Porter catalog, this side tank locomotive was commonly used in a variety of switching and industrial applications. Our 1:20.3 0-4-0 Side Tank Porter offers your railroad a tank configuration option to meet the needs of your growing industry.

Features include:


- DCC ready
- operating headlight
- smoke generator with on/off switch
- prototypical cab style
- full backhead detail
- heavy-duty can motor
- hidden gear box
- metal connecting rods and main rods
- three-position polarity switch for conformance to NMRA standards or large scale model railroading practices, and a center/off position



COLORADO MINING COMPANY
Item No. 82596



MIDWEST QUARRY & MINING CO.
Item No. 82597



PAINTED UNLETTERED – BLACK with RED & WHITE TRIM
Item No. 82598



PAINTED UNLETTERED – BLACK
Item No. 82599



1:20.3 Scale Narrow Gauge Rail Truck

Standard Pack: 1 • \$350.00

Along with the financial devastation of the Great Depression, the Rio Grande Southern faced natural disaster as well when a mudslide cut the railroad into two pieces. A divided line severely reduced rail traffic, and the struggle to remain financially solvent in the face of these difficulties inspired the RGS to develop Motor Car #1, a cost-effective solution to severely reduced passenger and freight traffic. Based on the replica of Rio Grande Southern Motor #1 that resides in Colorado's Ridgeway Railroad Museum, our large scale *Rail Truck* brings whimsy and realism to narrow gauge modeling.

Features include:

- DCC ready
- powered by realistic drive-shaft
- die-cast frame, bed, and hood
- LED headlights and rear marker light
- full interior with seats and instrument panel



PAINTED UNLETTERED – BLACK
Item No. 82396



PAINTED UNLETTERED – GREEN & BLACK
Item No. 82398



RIO GRANDE SOUTHERN #1
Item No. 82399



PAINTED UNLETTERED – RED & BLACK
Item No. 82394



PAINTED UNLETTERED – SILVER & BLACK
Item No. 82395



PAINTED UNLETTERED – YELLOW & BLACK
Item No. 82397





1:20.3 Narrow Gauge Rolling Stock

These Fn3 cars are excellent finescale companions to any locomotive on your Large Scale roster. Minimum 8' diameter curved track required.

Features include:

- finescale detailing
- metal wheels
- die-cast scale knuckle couplers (body-mounted coupler pockets for wide radius use only)
- offset shank couplers also included for use with other popular brands of narrow gauge couplers (1:22.5)



Box Car

Standard Pack: 1 • \$190.00 each



SOUTHERN PACIFIC™
Item No. 88096



FLORENCE & CRIPPLE CREEK
Item No. 88097



PACIFIC COAST
Item No. 88098




PAINTED UNLETTERED - OXIDE RED
Item No. 88099

This rolling stock performs best on curves with a minimum 8' diameter.


1:20.3 Narrow Gauge Rolling Stock (continued)

Flat Car

Standard Pack: 1 • \$100.00




SOUTHERN PACIFIC™
Item No. 88396



DENVER & RIO GRANDE WESTERN™
Item No. 88397



PACIFIC COAST
Item No. 88398



PAINTED UNLETTERED - BLACK
Item No. 88399

2-Bay Steel Hopper

Standard Pack: 1 • \$195.00



PAINTED UNLETTERED - OXIDE RED
Item No. 88995



MIDWEST QUARRY & MINING
Item No. 88996



EAST BROAD TOP
Item No. 88997



DENVER & RIO GRANDE WESTERN™
Item No. 88998

The rolling stock on this page performs best on curves with a minimum 8' diameter.

1:20.3 Narrow Gauge Rolling Stock (continued)

Low-Side Gondola (with opening side doors)



Standard Pack: 1 • \$150.00



PACIFIC COAST
Item No. 88296



FLORENCE & CRIPPLE CREEK
Item No. 88297

Frameless Tank Car



Standard Pack: 1 • \$200.00



GRAMPS #88172
Item No. 88495



UTLX #11058
Item No. 88496



PAINTED UNLETTERED - BLACK
Item No. 88497



PAINTED UNLETTERED - SILVER
Item No. 88498



PAINTED UNLETTERED - OXIDE RED
Item No. 88499

The rolling stock on this page performs best on curves with a minimum 8' diameter.

1:20.3 Narrow Gauge Rolling Stock (continued)



PAINTED UNLETTERED - OXIDE RED
Item No. 88298



PAINTED UNLETTERED - BROWN
Item No. 88299

Framed Tank Car



Standard Pack: 1 • \$200.00



WHITE PASS & YUKON #59
Item No. 88195



UTLX #13168
Item No. 88196



PAINTED UNLETTERED - BLACK
Item No. 88197



PAINTED UNLETTERED - SILVER
Item No. 88198



PAINTED UNLETTERED - OXIDE RED
Item No. 88199

The rolling stock on this page performs best on curves with a minimum 8' diameter.

1:20.3 Scale Accessories



STRAIGHT SHANK COUPLERS
(3 pairs per pack)
Item No. 88011 • Standard Pack: 12
\$26.00




OFFSET SHANK COUPLERS
(3 pairs per pack)
Item No. 88012 • Standard Pack: 12
\$26.00



COUPLER POCKETS with SCREWS
(4 pairs per pack)
Item No. 88013 • Standard Pack: 12
\$6.50



K-27 SNOW PLOW with
COUPLER & MOUNTING BRACKET
Item No. 88014 • Standard Pack: 6
\$24.00



K-27 SWITCHER PILOT
Item No. 88015 • Standard Pack: 6
\$18.50



K-27 ROAD PILOT
Item No. 88016 • Standard Pack: 6
\$18.50



K-27 DOGHOUSE with INTERIOR
Item No. 88017 • Standard Pack: 6
\$22.00



We strive to provide accurate information,
but production issues sometimes occur
that may alter the features of a particular item.
Therefore, final product or pricing may vary
from the information presented on these pages.

If your Bachmann train product should need service,
please contact our service department.

SERVICE DEPARTMENT

Bachmann Industries, Inc.
1400 East Erie Avenue
Philadelphia, Pennsylvania 19124

1-800-356-3910

service@bachmanntrains.com

2008

NATIONAL SALES OFFICE

1400 East Erie Avenue
Philadelphia, PA 19124 U.S.A.
Telephone: 215-533-1600
Fax: 215-744-4699
www.bachmanntrains.com

UNITED KINGDOM

Bachmann Europe PLC.
Moat Way, Barwell
Leicestershire LE9 8EY
United Kingdom
Telephone: 44-1455-841756
Fax: 44-1455-841787
www.bachmann.co.uk

GERMANY

Bachmann Europe PLC.
Niederlassung Deutschland
Am Umspannwerk 5
D-90518 Altdorf Bei Nürnberg
Germany
Telephone: 49-9187-9722-0
Fax: 49-9187-9722-22
www.liliput.de

