


2007
BACHMANN
TRAINS



Bachmann is making noise in 2007, with DCC Sound-Equipped locomotives and a full range of exciting model railroading products. Our premium *Spectrum*[®] line breaks its silence with new *DCC Sound On Board*[™] locomotives. Working closely with Soundtraxx[™], Bachmann is pleased to introduce engines equipped with Tsunami[®] DCC sound technology. With offerings in HO, On30, and Large Scale, model railroads will come to life with a broad palette of sound effects and DCC functions. Look for the *DCC Sound On Board*[™] logo at the beginning of the *Spectrum*[®] section to learn more.

For non-sound digital command, our *DCC On Board*[™] line showcases an expanding roster of DCC-equipped locomotives, plus a new DCC train set. Featuring an 0-6-0 steam locomotive and a 56" x 38" oval with turnout and siding, the *Steam Digital Commander* will have you performing switching operations like a pro in no time.

Favorite characters from film, books, and television arrive in style in HO scale with new sets and separate-sale items in 2007. First, join Shrek for a romp in the swamp as he celebrates the joys of the holiday season aboard *Shrek's Holiday Special*. Life in Far Far Away is never ordinary, but the lovable ogre and his friends add extra magic with their own twists on Christmas traditions.

Next, Thomas the Tank Engine[™] welcomes Emily, Edward, Mavis, a Conductor figure, and a host of new rolling stock items to our Thomas & Friends[™] line. What's more, Bachmann is pleased to introduce a selection of *Sodor Scenery* buildings that are sure to bring your magical railroading adventures to life. Also, our *E-Z Model Railroads Track Planning Book* will get you on the right track to help you create the HO or On30 scale layout of your dreams.

Our roster of N scale locomotives grows with new roadnames in several categories, and *Plasticville*[®] U.S.A. celebrates its 60th Anniversary with an expansive line of preassembled buildings and do-it-yourself kits in HO and O scale. In Large Scale, we're pleased to offer two giant-sized limited edition sets, the *Wonderland Flyer* and the *White Pass & Yukon*. Both feature 32 running feet of track that can build up to a huge 10' x 6' oval and centerpiece Anniversary Edition 4-6-0 steam locomotive and tender equipped with the latest drive mechanism, metal siderods, and numerous separate detail parts.

These are just the highlights of the model railroading products headed your way in the coming year. In an effort to reduce the time between new product announcements and their subsequent release, we've rolled out a new product announcement policy. Beginning in 2007, Bachmann will announce new products on a quarterly basis, releasing information on only those products which are anticipated to ship in the following three-month period. This will significantly reduce your wait for a highly anticipated model and help keep the entire Bachmann line "fresh" in the eyes of distributors, retailers, and modelers. Though this catalog is an excellent source of information on Bachmann's complete line of products, we'll be making additions to both our Standard and *Spectrum*[®] lines throughout the year. Stay in touch with your favorite retailer or distributor and check in with us online at www.bachmanntrains.com for product news in the coming year.

***Now that's the way to run a railroad!*[®]**

Bachmann Industries, Inc. is an official licensee of CSX Corporation and is authorized to use trademarks owned and/or registered by CSX Corporation.

Products bearing Union Pacific, Chicago & Northwestern, Denver & Rio Grande Western, Missouri Pacific, Pacific Fruit Express, Rio Grande, Southern Pacific, and Western Pacific marks are under trademark license from Union Pacific Railroad Company.

Table of Contents

HO Scale

Licensed Train Sets	2
Thomas & Friends™	6
Train Sets	13
<i>E-Z Command</i> ® DCC	26
DCC-Equipped Locomotives	32
Motive Power	42
Rolling Stock.....	54
<i>SceneScapes</i> ™ Trees.....	67
<i>Plasticville</i> ®, U.S.A. Built-Ups & Building Kits.....	68
Accessories.....	72
Miniature Figures	74
<i>E-Z Track</i> ® and Accessories	75
<i>E-Z Mate</i> ® Couplers	83

Lubricants and Power Packs

<i>E-Z Lube</i> ® Lubricants	84
Power Packs.....	85

N Scale

Train Sets	86
Motive Power	93
Rolling Stock.....	98
Buildings and Accessories	103
<i>E-Z Track</i> ® and Accessories	106

O Scale

<i>Plasticville</i> ®, U.S.A. Built-Ups, Building Kits, and Accessories	108
-------------------------------------------------------------------------------	-----

Large Scale Big Haulers®

Train Sets	116
Motive Power	130
Rolling Stock.....	133
Figures and Accessories	145
Track and Accessories	146

Spectrum® Products



DCC Sound-Equipped Locomotives	147
--------------------------------------	-----

HO Scale

Train Sets	152
Amtrak® Models	156
Motive Power and Tenders	159
Heavyweight Passenger Cars.....	179

N Scale

Amtrak® Models	184
Motive Power and Tenders	186

On30 Scale

Train Sets	194
Motive Power	201
Rolling Stock.....	209

Large Scale

Motive Power	221
Rolling Stock	231

Walt Disney's Carolwood Pacific Railroad



an E-Z Track® set with E-Z Mate® couplers

Item No. 00675 • Standard Pack: 3 • \$200.00


Born out of a lifelong passion for trains, Walt Disney built the Carolwood Pacific Railroad in the backyard of his Holmby Hills, California, home. The one-eighth scale locomotive, named *Lilly Belle* in honor of his wife, Lillian, was hand crafted by Walt and his team of talented precision machinists at Disney Studios. Our *Walt Disney's Railroad* set honors the inspiration for Disneyland's steam railroad, where an exact duplicate of the *Lilly Belle* is displayed today in the Main Street Station.

© 2007 WDFW



This ready-to-run train set includes:

- 4-4-0 American steam locomotive and tender with operating headlight
- old-time box car
- two old-time gondalas
- old-time bobber caboose
- body-mounted E-Z Mate® couplers
- 47" x 38" oval of snap-fit E-Z Track® including 12 pieces of curved track, 1 piece of straight track, and 1 plug-in terminal reailer
- power pack and speed controller
- illustrated instruction manual



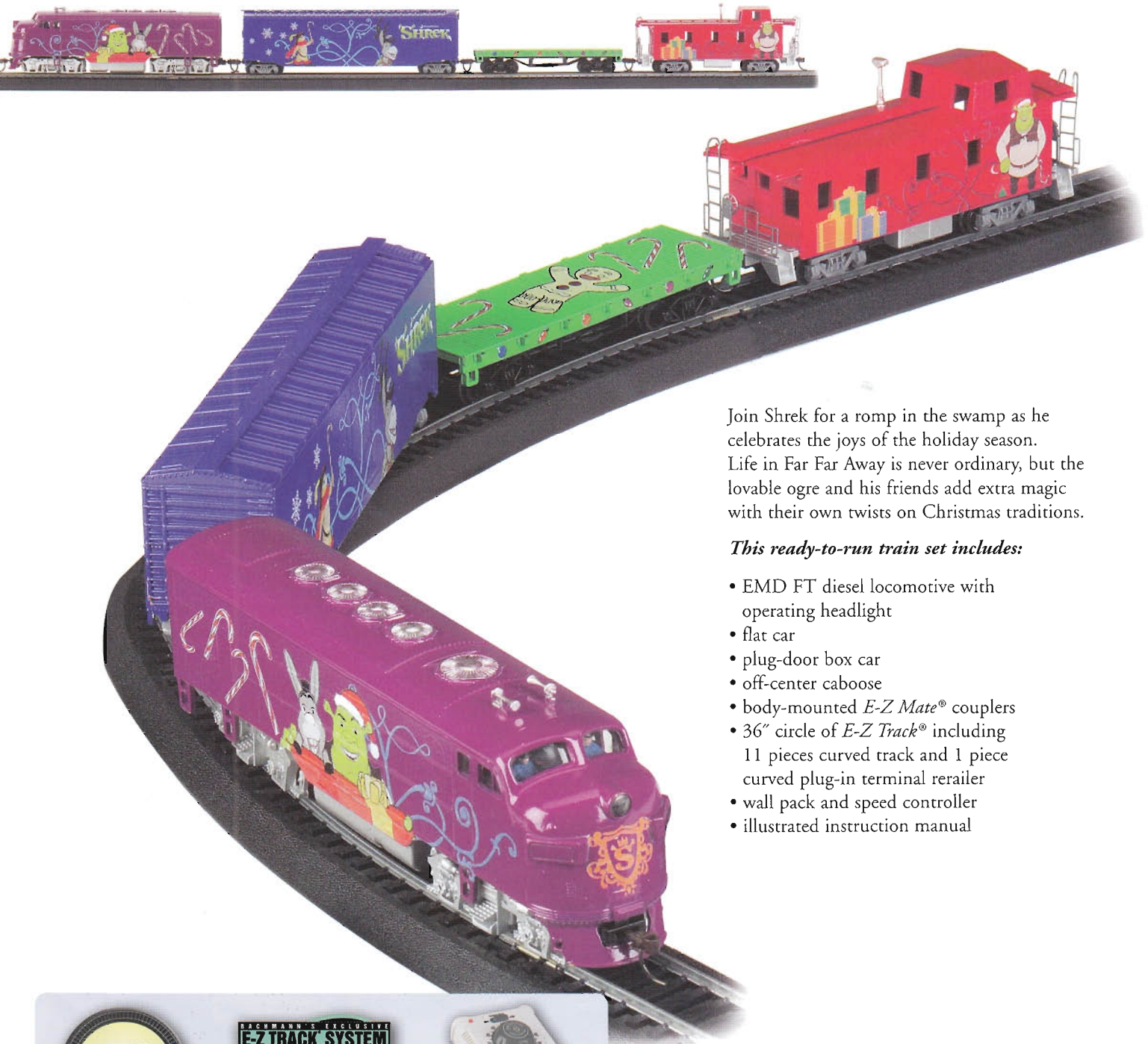
Speed Controller with Plug-In Wiring

Shrek's Holiday Special

an E-Z Track® set with E-Z Mate® couplers

Item No. 00676 • Standard Pack: 3 • \$99.00

NEW



Join Shrek for a romp in the swamp as he celebrates the joys of the holiday season. Life in Far Far Away is never ordinary, but the lovable ogre and his friends add extra magic with their own twists on Christmas traditions.

This ready-to-run train set includes:

- EMD FT diesel locomotive with operating headlight
- flat car
- plug-door box car
- off-center caboose
- body-mounted E-Z Mate® couplers
- 36" circle of E-Z Track® including 11 pieces curved track and 1 piece curved plug-in terminal railer
- wall pack and speed controller
- illustrated instruction manual



**Speed Controller
with Plug-In Wiring**

Shrek is a registered trademark of DreamWorks Animation L.L.C. Shrek the Third TM & © 2007 DreamWorks Animation L.L.C.

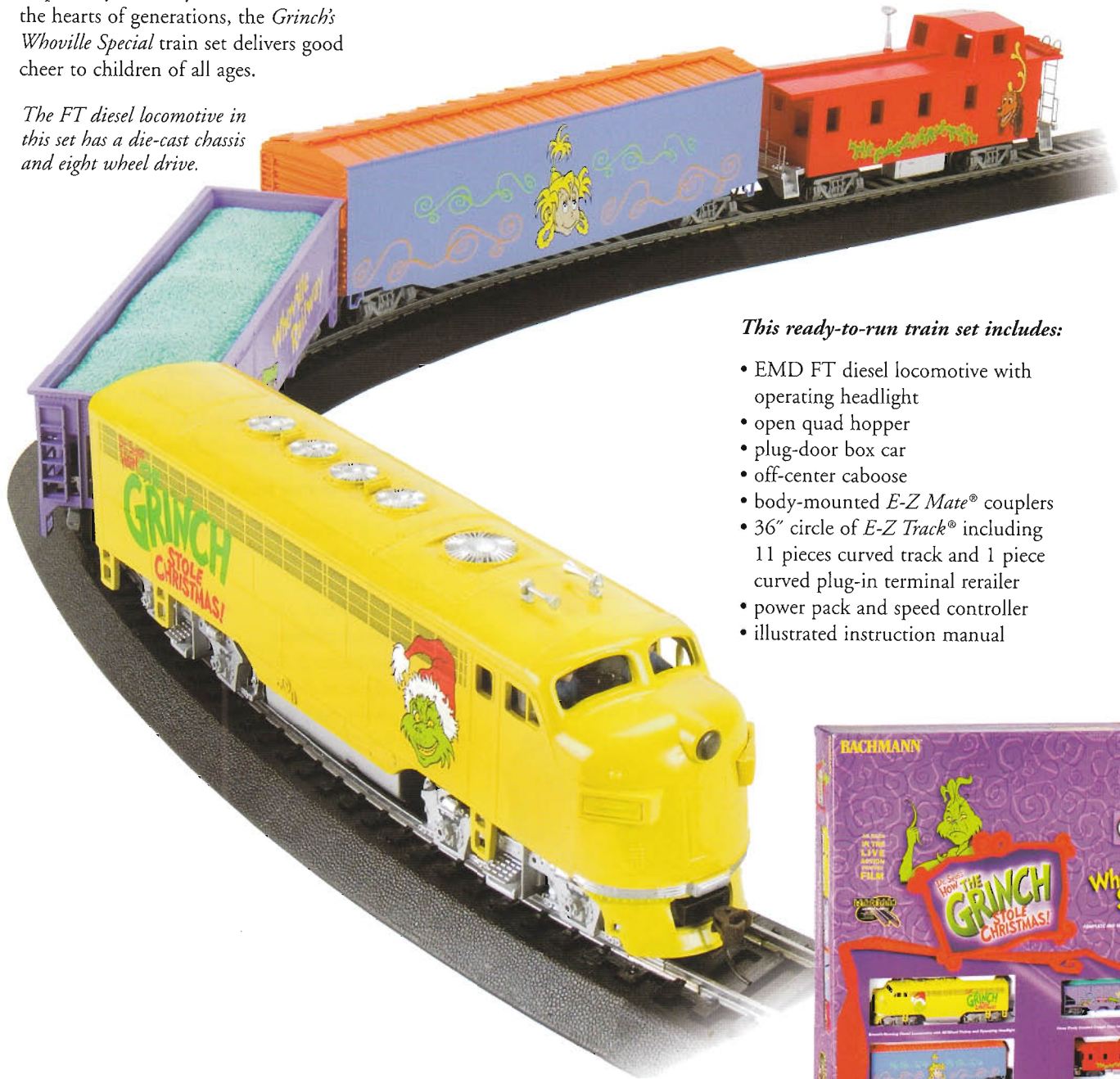
Grinch's Whoville Special

an E-Z Track® set with E-Z Mate® couplers

Item No. 00658 • Standard Pack: 3 • \$83.00

The infamous curmudgeon of Whoville has had a change of heart, and he's bursting with holiday spirit to share with you and every Who he can find. Inspired by the story that has warmed the hearts of generations, the *Grinch's Whoville Special* train set delivers good cheer to children of all ages.

The FT diesel locomotive in this set has a die-cast chassis and eight wheel drive.



This ready-to-run train set includes:

- EMD FT diesel locomotive with operating headlight
- open quad hopper
- plug-door box car
- off-center caboose
- body-mounted E-Z Mate® couplers
- 36" circle of E-Z Track® including 11 pieces curved track and 1 piece curved plug-in terminal reailer
- power pack and speed controller
- illustrated instruction manual



The movie Dr. Seuss' How the Grinch Stole Christmas!® 2000 Universal Studios. Based on How the Grinch Stole Christmas! book and characters™ & © Dr. Seuss Enterprises, L.P. 1957. Licensed by Universal Studios Licensing LLLP. All Rights Reserved.

Hershey's™ Express

NEW

an E-Z Track® set with E-Z Mate® couplers


Item No. 00672 • Standard Pack: 3 • \$120.00

Coming to you from “Hershey the Sweetest Place on Earth®” is the *Hershey's™ Express!* Powered by a chocolate-colored GP40 Diesel locomotive with operating headlight, this set includes an assortment of freight cars that are sure to please the most discriminating sweet tooth!





This ready-to-run train set includes:

- EMD FT diesel locomotive with operating headlight
- open quad hopper
- plug-door box car
- wide-vision caboose
- body-mounted E-Z Mate® couplers
- 47" x 38" oval of snap-fit E-Z Track® including 12 pieces curved track, 1 piece of straight track, and 1 plug-in terminal railer
- power pack and speed controller
- illustrated instruction manual



© 2006 The Hershey Company
Trademarks used under license,
Bachmann Industries, Inc. Licensee



Deluxe Thomas™ with Annie and Clarabel

an E-Z Track® set


Item No. 00644 • Standard Pack: 3 • \$130.00

Thomas the Tank Engine™ and his passenger coaches Annie and Clarabel have started on a magical journey across the Island of Sodor. Back at the station, Sir Topham Hatt sends Harold the Helicopter and Bertie the Bus to keep an eye on Thomas to make sure he arrives on time. With our *Deluxe Thomas with Annie and Clarabel* train set, you can relive the stories seen in the *Thomas & Friends*™ books, television shows, videos and feature films, or create your own railway adventures.

This ready-to-run train set includes:

- Thomas the Tank Engine with moving eyes
- Annie coach with international-style hook and loop couplers
- Clarabel coach with international-style hook and loop couplers
- Bertie the Bus
- Harold the Helicopter
- Sir Topham Hatt figure
- 56" x 38" oval of snap-fit E-Z Track® with 12 pieces of curved track, 3 pieces of straight track, and 1 straight plug-in terminal rerailer
- power pack and speed controller
- illustrated instruction manual





Thomas™ with Annie and Clarabel

an E-Z Track® set

Item No. 00642 • Standard Pack: 3 • \$94.00

Thomas and his loyal passenger coaches Annie and Clarabel are carrying a number of very important passengers, and you're invited to join in their travel fun! This HO scale electric train set is the perfect way to begin your *Thomas & Friends*™ collection.

This ready-to-run train set includes:

- Thomas the Tank Engine with moving eyes
- Annie coach with international-style hook and loop couplers
- Clarabel coach with international-style hook and loop couplers
- 36" circle of snap-fit E-Z Track® with 11 pieces of curved track and 1 curved plug-in terminal rerailer
- power pack and speed controller
- illustrated instruction manual



As he moves from side to side as Thomas travels down the track.



James the Red Engine Freight Set

an E-Z Track Set

Item No. 00656 • Standard Pack: 3 • \$120.00


With a scarlet coat and brass dome, James fancies himself to be a Really Splendid Engine. His high opinion of himself can lead to trouble when it comes to getting work done on the Island of Sodor, especially when Sir Topham Hatt hands out assignments. Now, you can help the number 5 red engine complete the task at hand and haul his important freight as far as your imagination can carry it. This HO scale electric train set is an excellent addition to your *Thomas & Friends*™ collection!

This ready-to-run train set includes:

- James the Red Engine with moving eyes
- Sodor Fuel Tank with international-style hook and loop couplers
- Open Wagon with international-style hook and loop couplers
- Brake Van with international-style hook and loop couplers
- 36" circle of E-Z Track® including 11 pieces curved track and 1 piece curved plug-in terminal rerailer
- power pack and speed controller
- illustrated instruction manual



As he moves from side to side as James travels down the track.



Gordon's Express Set

an E-Z Track® set

Item No. 00668 • Standard Pack: 3 • \$160.00


As the senior engine in Sir Topham Hatt's team, Gordon is the fastest and most powerful engine on the Island of Sodor, and he knows it. Pulling heavy passenger coaches with the pride and ease of a natural leader may make him seem a bit bossy at times, but his kind heart and good nature always save the day when his friends find themselves in trouble.

This ready-to-run train set includes:

- Gordon the Express Engine with moving eyes
- Gordon's Composite Coach with international-style hook and loop couplers
- Gordon's Express Brake Coach with international-style hook and loop couplers
- 63" x 45" oval of snap-fit E-Z Track® including 16 pieces of 22" radius curved track, 3 pieces straight track, and 1 plug-in terminal rerailer
- power pack and speed controller
- illustrated instruction manual



eyes move from side to side as Gordon travels down the track



You can build your Thomas & Friends™ collection one friend at a time with these separate sale accessories.

HO SCALE THOMAS & FRIENDS™ SEPARATE SALE

Standard Pack: 6



THOMAS the TANK ENGINE
(with moving eyes)
Item No. 58741 • \$37.50



PERCY the SMALL ENGINE
(with moving eyes)
Item No. 58742 • \$37.50



JAMES the RED ENGINE
(with moving eyes)
Item No. 58743 • \$48.00




GORDON the EXPRESS ENGINE
(with moving eyes)
Item No. 58744 • \$64.00



HENRY the GREEN ENGINE
(with moving eyes)
Item No. 58745 • \$64.00



TOBY the TRAM ENGINE
(with moving eyes)
Item No. 58747 • \$43.00



EMILY
(with moving eyes)
Item No. 58748 • \$59.00



EDWARD
(with moving eyes)
Item No. 58746 • \$64.00



SPENCER
(with moving eyes)
Item No. 58749 • \$75.00



MAVIS
(with moving eyes)
Item No. 58801 • \$43.00

HO SCALE THOMAS & FRIENDS™ SEPARATE SALE (continued)

Standard Pack: 6

NEW

COAL WAGON with LOAD
Item No. 77029 • \$17.00

NEW

CATTLE WAGON
Item No. 77030 • \$17.00

NEW

WELL WAGON
Item No. 77031 • \$20.00

NEW

CREAM TANKER
Item No. 77032 • \$17.00

NEW

RASPBERRY SYRUP TANKER
Item No. 70033 • \$17.00

NEW

SALT WAGON
Item No. 77034 • \$17.00

NEW

RF CONTAINER WAGON
Item No. 77035 • \$17.00

NEW

6 TON WAGON
Item No. 77036 • \$17.00


THOMAS & FRIENDS™ SODOR SCENERY

Standard Pack: 6




NEW

SODOR JUNCTION STATION
Item No. 45231 • \$25.00



NEW

WATER TOWER
Item No. 45232 • \$25.00



NEW

COALING STATION
Item No. 45233 • \$30.00



NEW

PEDESTRIAN BRIDGE
Item No. 45234 • \$25.00



NEW

SIGNAL GANTRY
(two per box)
Item No. 45235 • \$35.00

HO SCALE THOMAS & FRIENDS™ SEPARATE SALE (continued)

Standard Pack: 6



EMILY'S COACH
Item No. 76042 • \$13.00



EMILY'S BRAKE COACH
Item No. 76043 • \$13.00



ANNIE COACH
Item No. 76044 • \$13.00



CLARABEL COACH
Item No. 76045 • \$13.00



OPEN WAGON - RED
Item No. 77037 • \$15.00



OIL TANK
Item No. 77038 • \$15.00



SODOR FUEL TANK
Item No. 77039 • \$15.00




S. C. RUFFEY
Item No. 77041 • \$15.00



OPEN WAGON - BLUE
Item No. 77042 • \$15.00



CARGO CAR
Item No. 77043 • \$15.00



BRAKE VAN
Item No. 77045 • \$15.00



TROUBLESOME TRUCK #1
Item No. 77046 • \$12.00



TROUBLESOME TRUCK #2
Item No. 77047 • \$12.00



TIDMOUTH MILK TANK
Item No. 77048 • \$15.00



TAR TANK
Item No. 77049 • \$15.00

HO SCALE THOMAS & FRIENDS™ SEPARATE SALE (continued)

Standard Pack: 6



EXPRESS BRAKE COACH
Item No. 76046 • \$32.00



COMPOSITE COACH
Item No. 76047 • \$32.00



GORDON'S EXPRESS BRAKE COACH
Item No. 76048 • \$32.00



GORDON'S COMPOSITE COACH
Item No. 76049 • \$32.00



HAROLD the HELICOPTER
Item No. 42441 • \$13.00



CRANKY the CRANE
(with working crane action)
Item No. 42444 • \$27.00



BERTIE the BUS
Item No. 42442 • \$13.00



SIR TOPHAM HATT
Item No. 42443 • \$7.00




CONDUCTOR
Item No. 42445 • \$8.00

NEW

HOOK-AND-LOOP COUPLERS (3 pairs per pack)

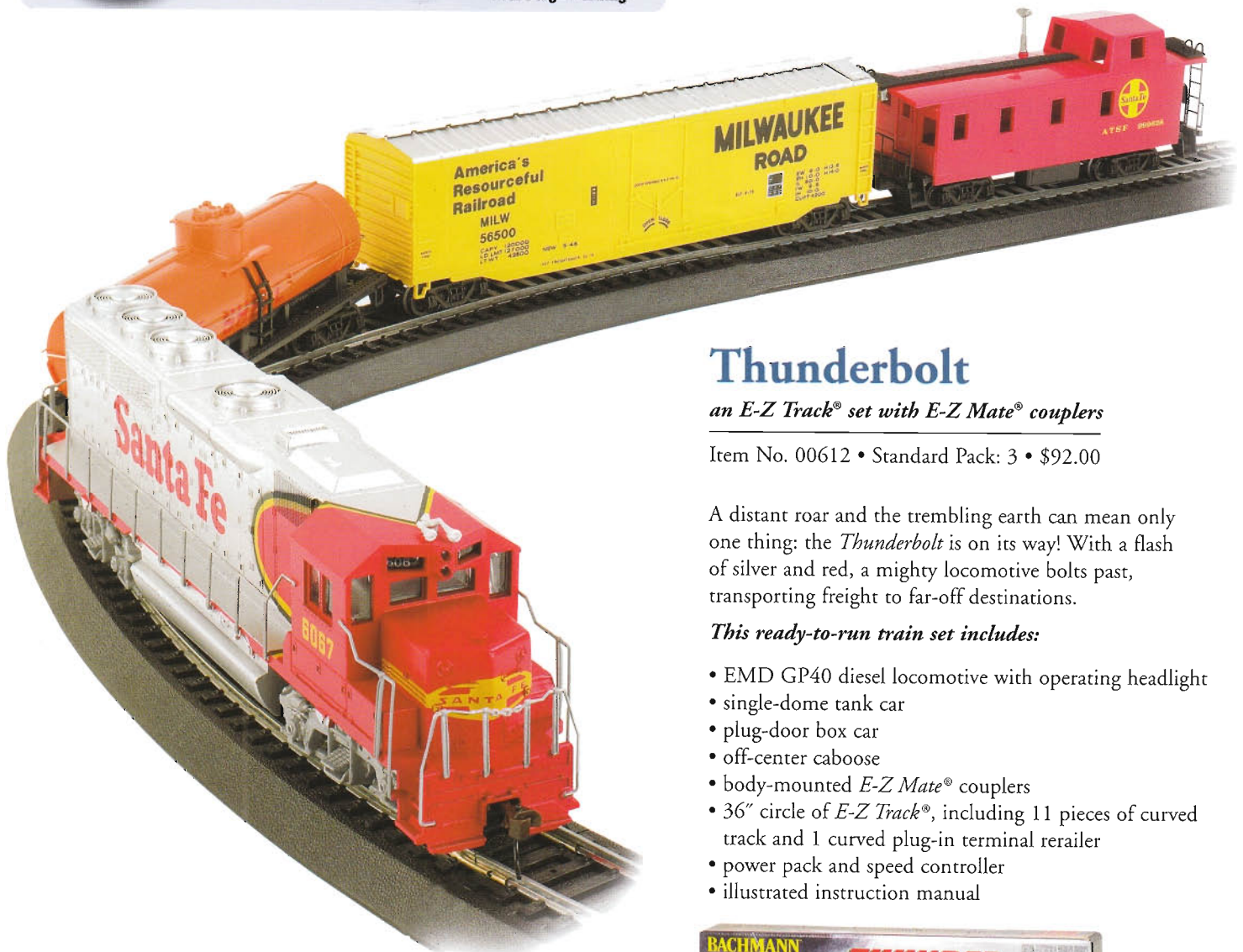
Item No. 78979 • Standard Pack: 12 • \$6.50

These couplers are compatible with our *Thomas & Friends*™ line and many European prototype models.





Speed Controller
with Plug-In Wiring



Thunderbolt

an E-Z Track® set with E-Z Mate® couplers

Item No. 00612 • Standard Pack: 3 • \$92.00

A distant roar and the trembling earth can mean only one thing: the *Thunderbolt* is on its way! With a flash of silver and red, a mighty locomotive bolts past, transporting freight to far-off destinations.

This ready-to-run train set includes:

- EMD GP40 diesel locomotive with operating headlight
- single-dome tank car
- plug-door box car
- off-center caboose
- body-mounted E-Z Mate® couplers
- 36" circle of E-Z Track®, including 11 pieces of curved track and 1 curved plug-in terminal railer
- power pack and speed controller
- illustrated instruction manual



Yuletide Special

an E-Z Track® set with E-Z Mate® Couplers

Item No. 00664 • Standard Pack: 3 • \$160.00

Perfect for under-the-tree enjoyment, this set is festively decorated for a very Merry Christmas. The *Yuletide Special* features Bachmann's exclusive E-Z Track® snap-fit track and roadbed system, plus:

- USRA 0-6-0 steam locomotive and tender with operating headlight
- gondola
- box car
- old-time combine
- body-mounted E-Z Mate® couplers
- 47" x 38" oval of E-Z Track® with 12 pieces curved track, 1 piece straight track, and 1 plug-in terminal railer
- E-Z Mate® knuckle couplers
- power pack and speed controller
- illustrated instruction manual





47" x 38"
Oval

BACHMANN'S EXCLUSIVE
E-Z TRACK SYSTEM
ASSEMBLES IN MINUTES!
Snap together the track, rails, and couplers. No tools, wiring, or special track bed required.



Speed Controller
with Plug-In Wiring



Overland Limited

an E-Z Track® set with E-Z Mate® couplers

Item No. 00614 • Standard Pack: 3 • \$225.00

The biggest and the best for serious railroad enthusiasts. From a powerful 4-8-4 steam locomotive, to an impressive consist of nine cars, this set has it all! The *Overland Limited* comes complete with Bachmann's exclusive E-Z Track® snap-fit track and roadbed system, plus:

- Union Pacific® 4-8-4 steam locomotive and tender with operating smoke and headlight features
- grain car
- three-dome tank car
- flat car with logs

72" x 45"
Oval

BACHMANN'S EXCLUSIVE
E-Z TRACK SYSTEM
ASSEMBLES IN MINUTES!
Snap together the track, rails, and couplers. No tools, wiring, or special track bed required.



Speed Controller
with Plug-In Wiring

- center-flow hopper
- open quad offset hopper
- two plug-door box cars
- wood stock car
- wide-vision caboose
- body-mounted E-Z Mate® couplers
- 72" x 45" oval E-Z Track® set with 16 pieces of 22" radius curved track, 5 pieces of straight track, and 1 plug-in terminal rerailer
- power pack and speed controller
- illustrated instruction manual



Speed Controller
with Plug-In Wiring



The FT diesel locomotive in this set has a die-cast chassis and eight wheel drive.

Santa Fe Flyer

an E-Z Track® set with E-Z Mate® couplers

Item No. 00647 • Standard Pack: 3 • \$83.00

Hauling freight across the deserts, mountains and cities of the American landscape is the *Santa Fe Flyer*. Powered by a mighty Santa Fe FT diesel locomotive with its distinctive “war bonnet” paint scheme, this sleek and powerful train deftly handles the ever-changing terrain of the Southwest United States.

This ready-to-run train set includes:

- EMD FT diesel locomotive with operating headlight
- open quad hopper
- gondola
- wide-vision caboose
- body-mounted *E-Z Mate®* couplers
- 36” circle of *E-Z Track®* including 11 pieces of curved track and 1 curved plug-in terminal railer
- power pack and speed controller
- illustrated instruction manual



Speed Controller with Plug-In Wiring



Signal Bridge



24 Telephone Poles



48 Railroad & Street Signs

BACHMANN'S EXCLUSIVE
E-Z TRACK SYSTEM

ASSEMBLES IN MINUTES!



47" x 38"
Oval



36 Assorted Figures



Rail King

an E-Z Track® set with E-Z Mate® couplers

Item No. 00657 • Standard Pack: 3 • \$120.00

You'll rule the rails with our impressive *Rail King* set. This 130-piece set will take your railroading empire to new heights, with miniature people and structures bringing the entire scene to life.

This ready-to-run train set includes:

- EMD GP40 diesel locomotive with operating headlight
- open quad hopper
- gondola
- plug-door box car
- off-center caboose
- body-mounted E-Z Mate® couplers
- 47" x 38" oval of E-Z Track®, including 12 pieces curved track, 1 piece of straight track, and 1 plug-in terminal rerailer
- signal bridge
- 36 miniature figures
- 24 telephone poles
- 48 railroad and street signs
- power pack and speed controller
- illustrated instruction manual



Casey Jones

an E-Z Track® set with E-Z Mate® couplers

Item No. 00617 • Standard Pack: 3 • \$140.00

Behind schedule and trying to make up time, engineer John Luther Jones raced his way into railroading history when his need for speed cost him his life near the town of Vaughan, Mississippi. Ever after known by his nickname, John Luther lives on as the railroad folk hero “Casey Jones.”



Silver Streak

an E-Z Track® set with E-Z Mate® couplers

Item No. 00627 • Standard Pack: 3 • \$160.00

With their crimson and silver “War Bonnet” paint scheme, twin locomotives move with seemingly unstoppable force as they haul freight up and over towering mountain passes you create with this set’s 14-piece graduated pier set. Raising a cloud of sparkling dust in its wake, the *Silver Streak* races to the horizon.

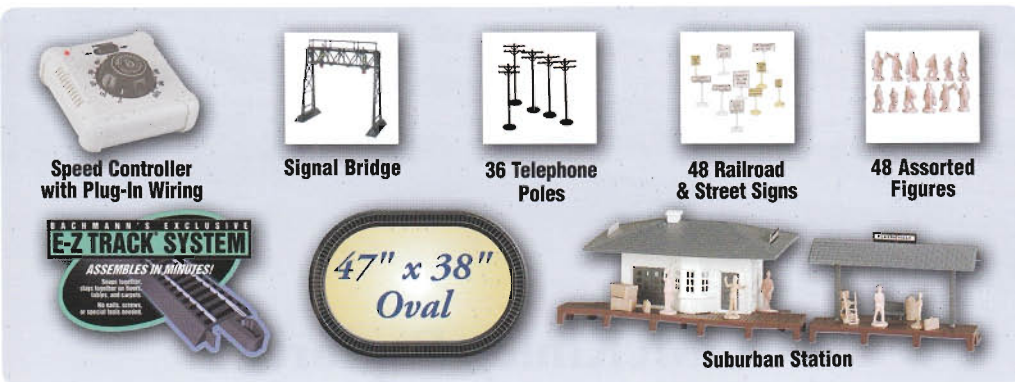
This ready-to-run train set includes:

- powered EMD GP40 diesel locomotive with operating headlight
- non-powered EMD GP40 diesel locomotive
- single-dome tank car
- steel gondola
- wood stock car
- off-center caboose
- body-mounted *E-Z Mate®* couplers
- 56” x 38” oval of snap-fit *E-Z Track®*, including 12 pieces of curved track, 3 pieces of straight track, and 1 plug-in terminal railer
- 14-piece graduated pier set
- signal bridge
- 12 figures
- 12 telephone poles
- 24 railroad and street signs
- crossing signals and gates (12 pieces)
- power pack and speed controller
- illustrated instruction manual

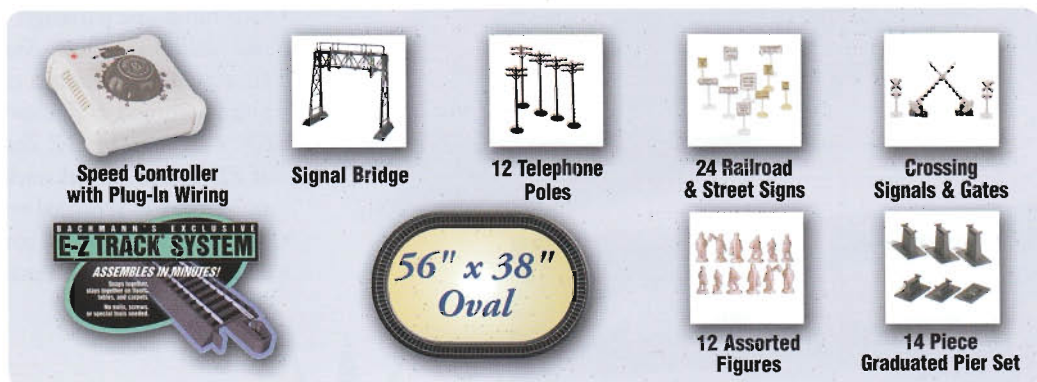


This ready-to-run train set includes:

- 0-6-0 steam locomotive and tender with operating headlight
- open quad hopper
- single-dome tank car
- plug-door box car
- off-center caboose
- body-mounted *E-Z Mate*® couplers
- 47" x 38" oval of snap-fit *E-Z Track*®, including 12 pieces of curved track, 1 piece of straight track, and 1 plug-in terminal rerailer
- suburban station
- signal bridge
- 48 figures
- 36 telephone poles
- 48 railroad and street signs
- power pack and speed controller
- illustrated instruction manual



ENGLISH · SPANISH PACKAGE!



100 Piece Set





McKinley Explorer

an E-Z Track® set with E-Z Mate® couplers

Item No. 00624 • Standard Pack: 3 • \$130.00

Treating passengers to breathtaking views of the Alaskan wilderness in special vista-dome cars is the *McKinley Explorer*. Operating today from Anchorage to Fairbanks, and running through Denali National Park, this train's lucky riders might thrill to the sight of bear, moose, sheep, and bald eagles.

This ready-to-run train set includes:

- EMD GP40 diesel locomotive with operating headlight
- four full-dome passenger cars (the *Talkeetna*, *Kenai*, *Knik* and *Deshka*, all named after Alaskan rivers)
- body-mounted *E-Z Mate*® couplers
- 63" x 45" oval of *E-Z Track*® including 16 pieces of 22" radius curved track, 3 pieces of straight track, and 1 plug-in terminal rerailer
- power pack and speed controller
- illustrated instruction manual



Speed Controller with Plug-In Wiring



Speed Controller
with Plug-In Wiring



Signal Bridge



36 Telephone
Poles



48 Railroad
& Street Signs



48 Assorted
Figures

BACHMANN'S EXCLUSIVE
E-Z TRACK SYSTEM

ASSEMBLES IN MINUTES!

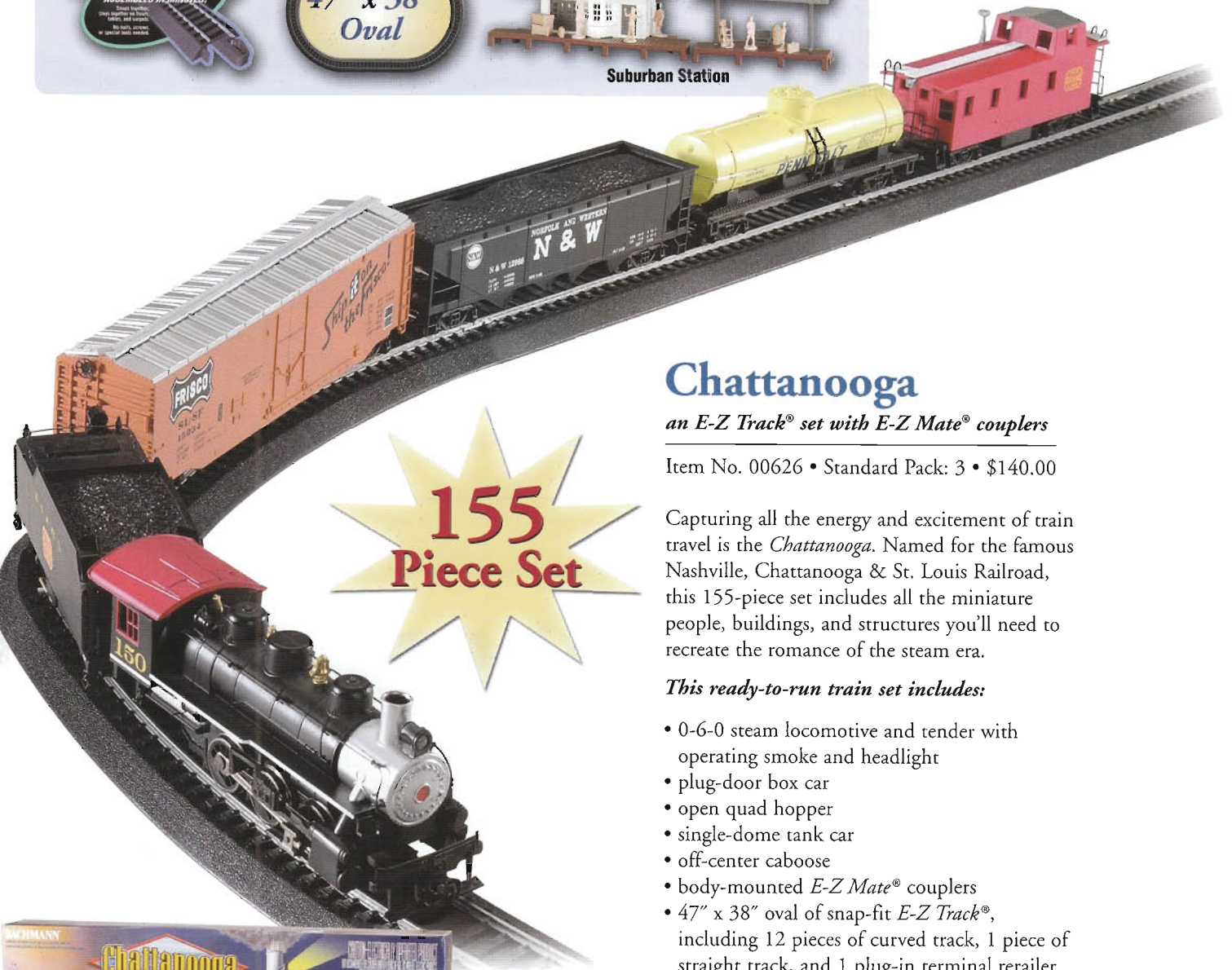
Simple assembly,
no glue, no solder,
no tools, no wires,
no cutting, no sanding,
no painting, no staining.



47" x 38"
Oval



Suburban Station



**155
Piece Set**

Chattanooga


an E-Z Track® set with E-Z Mate® couplers


Item No. 00626 • Standard Pack: 3 • \$140.00

Capturing all the energy and excitement of train travel is the *Chattanooga*. Named for the famous Nashville, Chattanooga & St. Louis Railroad, this 155-piece set includes all the miniature people, buildings, and structures you'll need to recreate the romance of the steam era.

This ready-to-run train set includes:

- 0-6-0 steam locomotive and tender with operating smoke and headlight
- plug-door box car
- open quad hopper
- single-dome tank car
- off-center cabooses
- body-mounted E-Z Mate® couplers
- 47" x 38" oval of snap-fit E-Z Track®, including 12 pieces of curved track, 1 piece of straight track, and 1 plug-in terminal reailer
- suburban station
- signal bridge
- 48 railroad and street signs
- 36 telephone poles
- 48 assorted figures
- power pack and speed controller
- illustrated instruction manual





Reversing Trolley Car Set


an *E-Z Track*® set

Standard Pack: 3 • \$150.00

Featuring our electronic auto-reversing *E-Z Track*®, the *Reversing Trolley Car Set* is the perfect solution for point-to-point passenger transit on your layout. A stop time of five to seven seconds allows plenty of time for HO scale shoppers and travelers to board, and a variable speed controller lets you determine the rate of travel. Then, sit back and enjoy the ride while your town or city comes to life!

Features include:

- trolley car with operating headlights (both ends)
- 4 pieces of 18" radius curved auto-reversing *E-Z Track*®
- 3 pieces of 9" straight auto-reversing *E-Z Track*®
- 1 piece of straight *E-Z Track*® with attached trolley depot
- 1 Hayes bumper
- power pack with variable speed controller
- illustrated instruction manual



You can expand your layout with Electronic Auto-Reversing Nickel Silver *E-Z Track*®, available in 9-inch straight sections (Item No. 44548; 4 per card) and 18-inch radius curved sections (Item No. 44549; 4 per card). See page 80 for additional details.



The Lafayette

an *E-Z Track*® set

Item No. 00628 • Standard Pack: 3 • \$115.00

Facing a shortage of motive power in its infancy, the Baltimore & Ohio Railroad turned to William Norris of Philadelphia for more locomotives to service its 107 miles of line. In 1837, Norris delivered the 4-2-0 Lafayette, the first locomotive in the B & O

roster with a leading truck and a horizontal boiler. Affectionately known as a "one-armed Billy," the 4-2-0 was the first standardized production model locomotive. Several more 4-2-0's were soon added to the B & O line, serving the railroad until as late as 1880.

47" x 38"
Oval


BACHMANN'S EXCLUSIVE
E-Z TRACK SYSTEM
ASSEMBLES IN MINUTES!

**Speed Controller
with Plug-In Wiring**

MAIN STREET
Item No. 00401



CHRISTMAS
Item No. 00402



The Lafayette includes:


- Norris 4-2-0 locomotive with hand-tooled coal load in tender
- three passenger cars
- skew-wound motor
- metal detail parts including handrails and bell
- nickel silver wheels
- 47" x 38" oval of nickel silver E-Z Track®, including 12 pieces curved track, 1 piece of straight track, and 1 plug-in terminal rerailer
- power pack and speed controller
- illustrated instruction manual



The John Bull

an E-Z Track® set

Item No. 00640 • Standard Pack: 3 • \$115.00



The John Bull is the world's oldest complete and operational locomotive. Built and designed in England, the John Bull was sent disassembled to America, where it was reconstructed in New Jersey to begin service in 1832. This locomotive was the first to have the innovative, and distinctly American, "cowcatcher" feature. Retired in 1866, the John Bull regularly resurfaced at various exhibitions including the 1876 Centennial and the 1927 "Fair of the Iron Horse." Today the John Bull resides in the Smithsonian Institute in Washington, DC.



Speed Controller with Plug-In Wiring

The DeWitt Clinton

an E-Z Track® set


Item No. 00641 • Standard Pack: 3 • \$99.00



Named after the father of the Erie Canal, the DeWitt Clinton made its maiden run on August 9, 1831. As one of the earliest steam operated carriers in America, the DeWitt Clinton is truly unique in railroading history. With its passengers riding in standard stagecoach bodies mounted on railroad wheels, the sight of the DeWitt Clinton was just as startling in 1831 as it would be today!

The DeWitt Clinton includes:

- DeWitt Clinton locomotive and tender (with die-cast wood load and water barrels)
- three DeWitt Clinton coaches
- skew-wound motor
- nickel silver wheels
- 47" x 38" oval of nickel silver E-Z Track®, including 12 pieces curved track, 1 piece of straight track, and 1 plug-in terminal rerailer
- power pack and speed controller
- illustrated instruction manual



The John Bull includes:

- John Bull locomotive and tender
- three passenger coaches
- skew-wound motor
- finely detailed parts
- 47" x 38" oval of nickel silver *E-Z Track*®, including 12 pieces curved track, 1 piece of straight track, and 1 plug-in terminal rerailer
- power pack and speed controller
- illustrated instruction manual



Speed Controller with Plug-In Wiring

Digital Commander

an E-Z Track® set with E-Z Mate® couplers

Item No. 00501 • Standard Pack: 3 • \$250.00

Model railroading enters the digital age with the *Digital Commander*! Create your own fledgeling railroad empire or work with a friend to coordinate freight and switching operations. Our exclusive *E-Z Command*® digital control system lets you independently control the speed, direction, and lighting of two decoder-equipped locomotives.

This digitally controlled train set features:

- DCC-equipped EMD GP40 locomotive with operating headlight
- DCC-equipped EMD FT-A locomotive with operating headlight
- plug-door box car
- open-quad hopper
- wide-vision caboose
- *E-Z Command*® Control Center with wall pack and plug-in wiring
- body-mounted *E-Z Mate*® couplers
- 56" x 38" oval of *E-Z Track*®, including 12 pieces curved track, 4 pieces straight track, 1 terminal rerailer, 1 manual turnout – left, under-track magnet with brakeman figure, and 1 Hayes bumper
- DVD format *E-Z Command*® instruction video
- illustrated instruction manual



Digital Speed Controller with Plug-In Wiring



Steam Digital Commander

an *E-Z Track*® set with *E-Z Mate*® couplers

Item No. 00502 • Standard Pack: 3 • \$225.00

Old-time railroading gets a modern twist with the *Steam Digital Commander* set. Now, beginning railroaders can enjoy a steam-era locomotive equipped with 21st Century digital command control (DCC). Our exclusive *E-Z Command*® DCC system lets you control the speed, direction, and lighting of the 0-6-0 steam locomotive, and a 56" x 38" oval with turnout and siding will quickly have you performing switching operations like a pro.



Digital Speed Controller with Plug-In Wiring



This digitally controlled train set features:

- DCC-equipped 0-6-0 steam locomotive with operating headlight
- gondola
- box car
- wide-vision caboose
- *E-Z Command*® Control Center with wall pack and plug-in wiring
- body-mounted *E-Z Mate*® couplers
- 56" x 38" oval of *E-Z Track*®, including 12 pieces curved track, 4 pieces straight track, 1 terminal rerailer, 1 manual turnout – left, under-track magnet with brakeman figure, and 1 Hayes bumper
- DVD format *E-Z Command*® instruction video
- illustrated instruction manual



E-Z Command® Digital Command Control System

Standard Pack: 3 • \$113.00

AC WALL PACK
POWER SUPPLY

We're pleased to offer the next step in digital command control (DCC) with the E-Z Command® Digital Command Control System. In partnership with Lenz Elektronik GmbH, Bachmann incorporates the latest digital technology to bring you a DCC system that is both easy to use and affordable for novice and experienced hobbyists alike. E-Z Command® allows modelers to digitally control speed, lighting, and direction of multiple locomotives. E-Z Command® also simplifies the programming process with simple, main-track programming.

Features include:

- digital control of multiple locomotives in all scales (E-Z Command® 5 Amp Power Booster, Item No. 44910, required for O scale and Large Scale operation)
- plug-and-play compatibility with all DC and DCC systems

- digitally control speed, direction, lighting, and sound
- simple, on-track programming
- 28/128 speed step control
- 1 amp AC wall pack power supply
- plug-in wiring
- DVD and printed instructions



E-Z COMMAND® CONTROL CENTER
Item No. 44902



E-Z Command® DCC System with DCC- Equipped Steam Locomotive

Standard Pack: 3 • \$180.00 each

**DCC
ON BOARD**

Features include:

- DCC-equipped USRA 0-6-0 steam locomotive and Vanderbilt tender
- E-Z Command® control center
- AC wall pack power supply

UNION PACIFIC®
Item No. 44919



GREAT NORTHERN
Item No. 44920

PAINTED UNLETTERED
Item No. 44921



E-Z Command® DCC System with DCC-Equipped Diesel Locomotive

Standard Pack: 3 • \$165.00 each

Features include:

- DCC-equipped diesel locomotive
- E-Z Command® control center
- AC wall pack power supply



EMD GP40 SANTA FE
Item No. 44904



EMD GP40 CHESSIE®
Item No. 44905



**EMD GP50
NORFOLK SOUTHERN**
Item No. 44906



**EMD GP40
WESTERN MARYLAND®**
Item No. 44917



EMD GP40 CONRAIL
Item No. 44918



**EMD GP40
DENVER & RIO GRANDE WESTERN™**
(not shown)
Item No. 44922

E-Z COMMAND® WALK-AROUND COMPANION (with Connector Wires)

Item No. 44907 • Standard Pack: 3 • \$100.00

Control multiple trains from convenient locations around your layout or coordinate independent railroad operations between a primary and secondary user.

- plug-and-play connection to *E-Z Command®* Control Center
- duplicates all locomotive addresses set on *E-Z Command®* Control Center
- simultaneous throttle control of several locomotives




Item No. 44907

E-Z COMMAND® WALK-AROUND COMPANION CONNECTOR PANEL (with Connector Wire)

Item No. 44908 • Standard Pack: 6 • \$38.00

Used in conjunction with the *E-Z Command®* Walk-Around Companion, multiple connector panels let you establish a series of control points virtually anywhere on the perimeter of your layout.

- plug-in ports
- oversee railroad operations from convenient locations throughout your layout



Item No. 44908

E-Z COMMAND® 5 AMP POWER BOOSTER

Item No. 44910 • Standard Pack: 3 • \$250.00

The *E-Z Command®* 5 Amp Power Booster provides extra current to the track for an increased number of DCC locomotives on your HO, N, O, or Large Scale layout. Compatible with any NMRA-conformant DCC system.



Item No. 44910

E-Z COMMAND® AUTOMATIC REVERSE LOOP MODULE

Item No. 44912 • Standard Pack: 6 • \$69.00

This *E-Z Command*® accessory eliminates the complicated wiring previously needed to operate analog reverse-loop track layouts.

- module senses train as it moves along the loop, automatically switching polarity to allow reverse loop travel



Item No. 44912



E-Z COMMAND® 1 AMP LOCOMOTIVE DECODERS



Standard Pack: 6

Introduce your locomotives to the digital age with our basic 1 amp decoders, offered in two wiring configurations.

- compatible with NMRA-compliant DCC systems
- control speed, direction, and lighting functions (including headlight dimming)
- service mode decoder lock for changing the address on the layout
- ops mode programming
- two- or four-digit addresses
- 28/128 speed steps
- advanced consisting
- acceleration, deceleration, and start voltage adjustment
- instructions included



E-Z COMMAND® DECODER with WIRE HARNESS
(1 per card)
Item No. 44913 • \$26.00



E-Z COMMAND® DECODER with WIRE HARNESS
(3 per card)
Item No. 44914 • \$76.50



E-Z COMMAND® DECODER with NMRA 8 PIN PLUG
(1 per card)
Item No. 44915 • \$28.00



E-Z COMMAND® DECODER with NMRA 8 PIN PLUG
(3 per card)
Item No. 44916 • \$82.00

GS4 4-8-4 & TENDER with OPERATING HEADLIGHT (DCC EQUIPPED)

Standard Pack: 6 • \$159.00 each



SOUTHERN PACIFIC™ RAILFAN DAYLIGHT #4449
(not shown)
Item No. 50201

SOUTHERN PACIFIC™ DAYLIGHT #4446
Item No. 50202



SOUTHERN PACIFIC™ POST-WAR #4459
(black & silver; not shown)
Item No. 50203

SOUTHERN PACIFIC™ POST-WAR #4464
Item No. 50204



1976 AMERICAN FREEDOM TRAIN #4449
Item No. 50205

NIAGARA 4-8-4 & TENDER with OPERATING HEADLIGHT (DCC EQUIPPED)

Standard Pack: 6 • \$159.00 each



NEW YORK CENTRAL® #6009
(not shown)
Item No. 50301

NEW YORK CENTRAL® #6014
Item No. 50302

NEW YORK CENTRAL® #6016
(not shown)
Item No. 50303

NEW YORK CENTRAL® #6020
(not shown)
Item No. 50304

NORTHERN 4-8-4 & TENDER with OPERATING HEADLIGHT (DCC EQUIPPED)

Standard Pack: 6 • \$159.00 each



SANTA FE (1940s - 1950s) #3777
(not shown)
Item No. 50801

SANTA FE (1940s - 1950s) #3781
Item No. 50802

SANTA FE (1940s - 1950s) #3783
(not shown)
Item No. 50803

SANTA FE (1940s - 1950s) #3784
(not shown)
Item No. 50804

EMD GP50 (DCC EQUIPPED)

Standard Pack: 6 • \$60.00 each



NORFOLK SOUTHERN
Item No. 60441



SOUTHERN
Item No. 60404




NORFOLK & WESTERN
Item No. 60442

EMD GP40 (DCC EQUIPPED)

Standard Pack: 6 • \$60.00 each



UNION PACIFIC®
Item No. 60301



SANTA FE
Item No. 60302



CONRAIL
Item No. 60306



CHESSIE®
Item No. 60309



WESTERN MARYLAND®
Item No. 60337



ALASKA
Item No. 60348

EMD GP38-2 (DCC EQUIPPED)

Standard Pack: 6 • \$65.00 each



SANTA FE
Item No. 61101



NORFOLK SOUTHERN
Item No. 61102



CSX®
Item No. 61103



DELAWARE & HUDSON
Item No. 61104



CHESSIE®
Item No. 61105



CP RAIL
Item No. 61106



UNION PACIFIC®
(not shown)
Item No. 61107

EMD GP35 (DCC EQUIPPED)

Standard Pack: 6 • \$60.00 each



CONRAIL #2273
Item No. 60701

CONRAIL #2269
(not shown)
Item No. 60702



CSX® #4402
Item No. 60703

CSX® #4406
(not shown)
Item No. 60704



CANADIAN PACIFIC #8205
Item No. 60705

CANADIAN PACIFIC #8210
(not shown)
Item No. 60706



WESTERN MARYLAND® #3576
Item No. 60707

WESTERN MARYLAND® #3579
(not shown)
Item No. 60708



CP RAIL #5003
Item No. 60709

CP RAIL #5009
(not shown)
Item No. 60710



RIO GRANDE™
(Flying Grande; not shown)
Item No. 60712

UNDECORATED
(not shown)
Item No. 60711

EMD GP30 (DCC EQUIPPED)

Standard Pack: 6 • \$60.00 each



READING #5516
Item No. 60801

READING #5518
(not shown)
Item No. 60802



GREAT NORTHERN #3007
Item No. 60803

GREAT NORTHERN #3009
(not shown)
Item No. 60804



BALTIMORE & OHIO® #6918
(Capitol Dome)
Item No. 60805

BALTIMORE & OHIO® #6936
(Capitol Dome; not shown)
Item No. 60806



PENNSYLVANIA #2205
Item No. 60807

PENNSYLVANIA #2208
(not shown)
Item No. 60808



NICKEL PLATE #903
Item No. 60809

NICKEL PLATE #905
(not shown)
Item No. 60810



SANTA FE #3230
Item No. 60812

SANTA FE #3232
(War Bonnet; not shown)
Item No. 60813

UNDECORATED
(not shown)
Item No. 60811

FT-A UNIT (DCC EQUIPPED)

Standard Pack: 6 • \$60.00 each



SANTA FE - RED & SILVER
Item No. 60102




BALTIMORE & OHIO®
Item No. 60112



BURLINGTON
Item No. 60116



DENVER & RIO GRANDE WESTERN™
Item No. 60117



NEW YORK CENTRAL®
Item No. 60120



ERIE
Item No. 60135



SANTA FE - BLUE & YELLOW
Item No. 60139



SEABOARD®
Item No. 60147

FT-B UNIT (DCC EQUIPPED)

Standard Pack: 6 • \$60.00 each



SANTA FE - RED & SILVER
Item No. 60202



BALTIMORE & OHIO®
Item No. 60212



BURLINGTON
Item No. 60216



DENVER & RIO GRANDE WESTERN™
Item No. 60217



NEW YORK CENTRAL®
Item No. 60220



ERIE
Item No. 60235



SANTA FE - BLUE & YELLOW
Item No. 60239



SEABOARD®
Item No. 60247

EMD SD40-2 (DCC EQUIPPED)

Standard Pack: 6 • \$65.00 each



SANTA FE
Item No. 60901



NORFOLK SOUTHERN
Item No. 60902



CSX®
(Bright Future)
Item No. 60903



UNION PACIFIC®
Item No. 60904



BURLINGTON NORTHERN
Item No. 60905



CP RAIL
(Multi-mark)
Item No. 60906

GE 70 TON DIESEL (DCC EQUIPPED)

Standard Pack: 6 • \$60.00 each



SOUTHERN PACIFIC™ #5101
Item No. 60601

SOUTHERN PACIFIC™ #5106
(not shown)
Item No. 60602



LOUISVILLE & NASHVILLE® #98
Item No. 60603

LOUISVILLE & NASHVILLE® #99
(not shown)
Item No. 60604



BETHLEHEM STEEL #56
Item No. 60605

BETHLEHEM STEEL #58
(not shown)
Item No. 60606



PAINTED UNLETTERED - YELLOW & BLACK
Item No. 60607



PAINTED UNLETTERED - GREEN
Item No. 60608



PAINTED UNLETTERED - RED
Item No. 60609

PRAIRIE 2-6-2 & TENDER with SMOKE

Standard Pack: 12 • \$87.00 each



UNION PACIFIC®
Item No. 51501



SOUTHERN
(green; not shown)
Item No. 51504



BALTIMORE & OHIO®
Item No. 51511



RIO GRANDE™
(Flying Grande; not shown)
Item No. 51517

PAINTED UNLETTERED
(not shown)
Item No. 51549



NEW YORK CENTRAL®
Item No. 51520

2-6-0 MOGUL & TENDER with SMOKE

Standard Pack: 12 • \$87.00 each



DENVER & RIO GRANDE WESTERN™
(Flying Grande; not shown)
Item No. 56501



ROCK ISLAND #2121
Item No. 56508



CANADIAN NATIONAL #6012
Item No. 56513



PENNSYLVANIA #3233
Item No. 56514



NEW YORK CENTRAL® #1905
Item No. 56520

PAINTED UNLETTERED
(not shown)
Item No. 56549

USRA 0-6-0 & SLOPE TENDER with SMOKE

Standard Pack: 12 • \$65.00 each



UNION PACIFIC® #4432
(silver & black; not shown)
Item No. 50601



SANTA FE #2126
Item No. 50602



BALTIMORE & OHIO®
Item No. 50612



PENNSYLVANIA #3233
Item No. 50614



NEW YORK CENTRAL® #1430
Item No. 50620

PAINTED UNLETTERED
(not shown)
Item No. 50649

USRA 0-6-0 & SHORT HAUL TENDER with SMOKE

Standard Pack: 12 • \$65.00



SMOKY MOUNTAIN #97
Item No. 50440

USRA 0-6-0 & VANDERBILT TENDER with SMOKE

Standard Pack: 12 • \$65.00 each



UNION PACIFIC® #4441
(Greyhound)
Item No. 50701



GREAT NORTHERN
Item No. 50711



ERIE
Item No. 50735



SEABOARD®
(black & silver; not shown)
Item No. 50746

AMERICAN 4-4-0 & TENDER

Standard Pack: 12 • \$85.00 each



UNION PACIFIC® #119
Item No. 51101



BALTIMORE & OHIO®
Item No. 51112



PENNSYLVANIA
Item No. 51114



BURLINGTON
Item No. 51116



CENTRAL PACIFIC "JUPITER"
Item No. 51124



BALTIMORE & OHIO®
(Royal Blue; not shown)
Item No. 51144

MDT PLYMOUTH

Standard Pack: 6 • \$38.00 each



SANTA FE #32
Item No. 60002



BURLINGTON #9280
Item No. 60016



INDUSTRIAL - YELLOW
Item No. 60039



INDUSTRIAL - RED
Item No. 60040

EMD GP50 with 8-WHEEL DRIVE

Standard Pack: 6 • \$40.00 each



SOUTHERN #7074
Item No. 61204



NORFOLK SOUTHERN #6551
Item No. 61241



NORFOLK & WESTERN #6508
Item No. 61242

EMD GP40 with 8-WHEEL DRIVE

Standard Pack: 6 • \$40.00 each



UNION PACIFIC® #3501
Item No. 63501



SANTA FE #3500
Item No. 63502



CONRAIL #3088
Item No. 63506



CHESSIE® #4132
Item No. 63509



WESTERN MARYLAND® #3796
Item No. 63537



ALASKA #3015
Item No. 63548

EMD GP38-2

Standard Pack: 6 • \$49.00 each



SANTA FE
Item No. 61701




NORFOLK SOUTHERN
Item No. 61702



CSX®
Item No. 61703



DELAWARE & HUDSON
Item No. 61704



CHESSIE®
Item No. 61705



CP RAIL
Item No. 61706

EMD SD40-2

Standard Pack: 6 • \$49.00 each



SANTA FE
Item No. 67003



NORFOLK SOUTHERN
Item No. 67004



CSX®
Item No. 67005



UNION PACIFIC®
Item No. 67006



BURLINGTON NORTHERN
Item No. 67007



CP RAIL
Item No. 67008

GE B23-7/B30-7 with 8-WHEEL DRIVE

Standard Pack: 6 • \$46.00 each



UNION PACIFIC® #124
Item No. 11103



SANTA FE #6410
Item No. 11105



CONRAIL #1991
Item No. 11107



BURLINGTON NORTHERN #5491
Item No. 11112



MISSOURI PACIFIC™ #4637
Item No. 11114



CSX® #5542
Item No. 11116

FAIRBANKS MORSE H16-44

Standard Pack: 6 • \$55.00 each



SANTA FE #3015
Item No. 64102



BALTIMORE & OHIO® #927
Item No. 64112



CANADIAN PACIFIC #8551
Item No. 64129



VIRGINIAN
Item No. 64130



NEW HAVEN #1605
Item No. 64131



NORFOLK & WESTERN #146
Item No. 64142

EMD FT A-UNIT with 8-WHEEL DRIVE

Standard Pack: 6 • \$40.00 each



SANTA FE - RED & SILVER
Item No. 11702




DENVER & RIO GRANDE WESTERN™
Item No. 11703



BURLINGTON
Item No. 11704



SEABOARD®
Item No. 11705



BALTIMORE & OHIO®
Item No. 11706



NEW YORK CENTRAL®
Item No. 11707



ERIE
Item No. 11708



SANTA FE - BLUE & YELLOW
Item No. 11709

EMD FT B-UNIT with 8-WHEEL DRIVE

Standard Pack: 6 • \$40.00 each



SANTA FE - RED & SILVER
Item No. 11802



DENVER & RIO GRANDE WESTERN™
Item No. 11803



BURLINGTON
Item No. 11804



SEABOARD®
Item No. 11805



BALTIMORE & OHIO®
Item No. 11806



NEW YORK CENTRAL®
Item No. 11807



ERIE
Item No. 11808



SANTA FE - BLUE & YELLOW
Item No. 11809





HIGH RAILER - MAINTENANCE OF WAY VEHICLES

Standard Pack: 12 • \$43.00 each



PICK-UP TRUCK with HIGH RAILERS
Item No. 46201



RAIL DETECTOR STEP VAN with HIGH RAILERS
Item No. 46204



1950's 4 x 4 with HIGH RAILERS
Item No. 46207



BUS with HIGH RAILERS
Item No. 46211

"GANDY DANCER" OPERATING HAND CAR

Standard Pack: 12 • \$32.00 each




ASSORTED COLORS
Item No. 46202



CHRISTMAS
Item No. 46210

CABLE CAR

Standard Pack: 12 • \$38.00 each



CABLE CAR - RED
Item No. 60530



CABLE CAR - GREEN
Item No. 60531



CABLE CAR - BLUE
Item No. 60532

BRILL TROLLEY

Standard Pack: 12 • \$32.00 each



CHRISTMAS
Item No. 61040



GREEN
Item No. 61043



MAIN STREET
Item No. 61047



YELLOW #36
Item No. 61048

PCC TROLLEY

Standard Pack: 12 • \$35.00 each



PTC
Item No. 62945



BTC
Item No. 62947



N scale versions of some models are shown on this page for illustration purposes.



FLAT CAR with LOAD

Standard Pack: 12 • \$20.00 each



with CONTAINER LOAD
(not shown)

with CRATED LOAD

with PIPE LOAD

with STEEL LOAD

MAINE CENTRAL
with CONTAINER LOAD
Item No. 18901

MAINE CENTRAL
with CRATED LOAD
Item No. 18902

MAINE CENTRAL
with PIPE LOAD
Item No. 18903

MAINE CENTRAL
with STEEL LOAD
Item No. 18904

PENNSYLVANIA RAILROAD
with CONTAINER LOAD
Item No. 18906

PENNSYLVANIA RAILROAD
with CRATED LOAD
Item No. 18907

PENNSYLVANIA RAILROAD
with PIPE LOAD
Item No. 18908

PENNSYLVANIA RAILROAD
with STEEL LOAD
Item No. 18909

SANTA FE
with CONTAINER LOAD
Item No. 18911

SANTA FE
with CRATED LOAD
Item No. 18912

SANTA FE
with PIPE LOAD
Item No. 18913

SANTA FE
with STEEL LOAD
Item No. 18914

SEABOARD®
with CONTAINER LOAD
Item No. 18916

SEABOARD®
with CRATED LOAD
Item No. 18917

SEABOARD®
with PIPE LOAD
Item No. 18918

SEABOARD®
with STEEL LOAD
Item No. 18919

UNION PACIFIC®
with CONTAINER LOAD
Item No. 18921

UNION PACIFIC®
with CRATED LOAD
Item No. 18922

UNION PACIFIC®
with PIPE LOAD
Item No. 18923

UNION PACIFIC®
with STEEL LOAD
Item No. 18924

WESTERN MARYLAND®
with CONTAINER LOAD
Item No. 18926

WESTERN MARYLAND®
with CRATED LOAD
Item No. 18927

WESTERN MARYLAND®
with PIPE LOAD
Item No. 18928

WESTERN MARYLAND®
with STEEL LOAD
Item No. 18929

85' BUDD FULL-DOME PASSENGER CAR with LIGHTED INTERIOR

Standard Pack: 6 • \$30.00 each



SANTA FE
Item No. 13002



AMTRAK PHASE I
Item No. 13005



The *Silver Series*® rolling stock on these pages feature:

- blackened metal wheels
- body-mounted couplers
- non-magnetic axles

(all cars on these pages Standard Pack: 12)



AMTRAK PHASE II
Item No. 13032



McKINLEY EXPLORER
Item No. 13037

85' BUDD AMTRAK PASSENGER CAR with LIGHTED INTERIOR

Standard Pack: 6 • \$34.00 each



AMFLEET I PHASE II COACH
Item No. 13106




AMFLEET I PHASE II CAFÉ
Item No. 13110



AMFLEET I PHASE III COACH
Item No. 13107



AMFLEET I PHASE III CAFÉ
Item No. 13111



AMFLEET I PHASE IV COACH
Item No. 13108




AMFLEET I PHASE IV CAFÉ
Item No. 13112



AMFLEET I PHASE IV B COACH
Item No. 13114



AMFLEET I PHASE IV B CAFÉ
Item No. 13115



AMFLEET I PHASE V COACH
Item No. 13116



AMFLEET I PHASE V CAFÉ
Item No. 13117



AMFLEET I ACELA® REGIONAL COACH
Item No. 13109



AMFLEET I ACELA® REGIONAL CAFÉ
Item No. 13113

40' BOX CAR

\$15.00 each

NEW

SOUTHERN

(Look Ahead Look South; not shown)

Item No. 17004



B & O® TIMESAVER

Item No. 17012



PRR MERCHANDISE SERVICE

Item No. 17014



NYC® PACEMAKER

Item No. 17020



CHICAGO & ILLINOIS MIDLAND

Item No. 17025



RUTLAND

Item No. 17029



NEW HAVEN

Item No. 17031



TOLEDO, PEORIA, & WESTERN

Item No. 17032



BESSEMER & LAKE ERIE

Item No. 17033



WESTERN MARYLAND®

Item No. 17037



BANGOR & AROOSTOCK

Item No. 17038



DENVER & RIO GRANDE WESTERN™

(Cookie Box)

Item No. 17039



CHRISTMAS

Item No. 17040

NEW

SEABOARD®

(Through the Heart of Dixie; not shown)

Item No. 17046



BOSTON & MAINE

Item No. 17048



The *Silver Series*® rolling stock on these pages feature:

- blackened metal wheels
 - body-mounted couplers
 - non-magnetic axles
- (all cars on these pages
Standard Pack: 12)

50' PLUG-DOOR BOX CAR


\$13.00 each



SANTA FE
Item No. 18002



CONRAIL
Item No. 18006



READING
Item No. 18010



BALTIMORE & OHIO®
Item No. 18012



CHESAPEAKE & OHIO®
Item No. 18022




FRISCO
Item No. 18025



DELAWARE & HUDSON
Item No. 18029



WESTERN MARYLAND®
Item No. 18037



SPOKANE, PORTLAND & SEATTLE
Item No. 18045

50' STEEL REEFER

\$13.00 each



UNION PACIFIC®
Item No. 17901



SANTA FE
Item No. 17902



BURLINGTON NORTHERN
(not shown)
Item No. 17903



CANADIAN NATIONAL
Item No. 17913



LEHIGH VALLEY
Item No. 17927



SWIFT PREMIUM
Item No. 17936



FRUIT GROWER'S EXPRESS®
Item No. 17940



TROPICANA
Item No. 17947



PACIFIC FRUIT EXPRESS™
Item No. 17948

40' STOCK CAR

\$14.00 each



UNION PACIFIC®
Item No. 18501



SANTA FE
Item No. 18502



SOUTHERN PACIFIC™
Item No. 18507



GREAT NORTHERN
Item No. 18511



BALTIMORE & OHIO®
Item No. 18512



NEW YORK CENTRAL®
Item No. 18520




CANADIAN PACIFIC
Item No. 18524



NORTHERN PACIFIC
Item No. 18535

50' HUMANE LIVESTOCK CAR

\$15.00



Item No. 18549

ORE CAR

\$13.00 each



UNION PACIFIC®
Item No. 18601



CONRAIL
Item No. 18606



PENNSYLVANIA
Item No. 18614



LS & I
(not shown)
Item No. 18629



NORFOLK & WESTERN
Item No. 18642



DULUTH, MISSABE & IRON RANGE
MINERAL RED
Item No. 18644

BETHLEHEM STEEL 100 TON THREE-BAY HOPPER

\$18.00 each



UNION PACIFIC® #36262
Item No. 18701

UNION PACIFIC® #36255
Item No. 18702



BURLINGTON NORTHERN #542970
Item No. 18703

BURLINGTON NORTHERN #542979
Item No. 18704



READING #41403
Item No. 18710

READING #41427
Item No. 18711




PENNSYLVANIA - YELLOW BALL #180658
Item No. 18714

PENNSYLVANIA - YELLOW BALL #180671
Item No. 18715



CHESAPEAKE & OHIO® #78946
Item No. 18722

CHESAPEAKE & OHIO® #78951
Item No. 18723



CLINCHFIELD® #56841
Item No. 18732


CLINCHFIELD® #56857
Item No. 18733



The *Silver Series*® rolling stock on these pages feature:

- blackened metal wheels
- body-mounted couplers
- non-magnetic axles

(all cars on these pages
Standard Pack: 12)



NORTHERN PACIFIC #73688
Item No. 18735

NORTHERN PACIFIC #73697
Item No. 18736



WESTERN MARYLAND® #63834
Item No. 18737

WESTERN MARYLAND® #63787
Item No. 18738



DENVER & RIO GRANDE WESTERN™
Item No. 18739



NORFOLK SOUTHERN #144913
Item No. 18741


NORFOLK SOUTHERN #144927
Item No. 18743

EVANS ALL-DOOR BOX CAR


\$15.00 each



SOUTHERN
Item No. 18104



SOUTHERN PACIFIC™
Item No. 18107



DT & I
Item No. 18132



The *Silver Series*® rolling stock on these pages feature:

- blackened metal wheels
- body-mounted couplers
- non-magnetic axles

(all cars on these pages Standard Pack: 12)



BENNETT LUMBER
Item No. 18133

CYLINDRICAL GRAIN HOPPER

\$15.00 each



SANTA FE
Item No. 19102



GREAT NORTHERN
Item No. 19111



CANADIAN NATIONAL
(not shown)
Item No. 19113



CANADIAN PACIFIC
Item No. 19129




CANADA GRAIN
Item No. 19131



CN ENVIRONMENTAL MODE
Item No. 19132



GOVERNMENT OF CANADA
Item No. 19134



HERITAGE FUND
Item No. 19139




SASKATCHEWAN
Item No. 19140

56' ACF CENTER-FLOW HOPPER

\$14.00 each



SANTA FE
Item No. 17502



BALTIMORE & OHIO®
Item No. 17512



CANADIAN NATIONAL
Item No. 17513



CSX®
(not shown)
Item No. 17518



NEW YORK CENTRAL® - JADE GREEN
Item No. 17520



NEW YORK CENTRAL® - GRAY
Item No. 17523



ERIE LACKAWANNA
(not shown)
Item No. 17528



D T & I
(not shown)
Item No. 17532



SHELL
Item No. 17534



ACF CANNONNAIDE
Item No. 17537



CORNING
Item No. 17545



MONSANTO
Item No. 17547

52' CENTER - DEPRESSED FLAT CAR



DESERT MILITARY with MISSILE
Item No. 18344 • \$19.00



OLIVE DRAB MILITARY with MISSILE
Item No. 18345 • \$19.00



with BOILER
Item No. 18346 • \$18.00



with MISSILE
Item No. 18347 • \$19.00



with TRANSFORMER
Item No. 18348 • \$16.00



with NO LOAD
Item No. 18349 • \$15.00

52' FLAT CAR

\$14.00 each



SANTA FE
Item No. 17302



PENNSYLVANIA
Item No. 17314



WESTERN PACIFIC™
Item No. 17325



NORTHERN PACIFIC
Item No. 17333



WESTERN MARYLAND®
Item No. 17334



MAINE CENTRAL
Item No. 17335



SEABOARD®
Item No. 17346



The *Silver Series*® rolling stock on these pages feature:

- blackened metal wheels
- body-mounted couplers
- non-magnetic axles

(all cars Standard Pack: 12)

40' THREE-DOME TANK CAR

\$14.00 each



PENNSALT CHEMICAL
Item No. 17127



DEEP ROCK
Item No. 17130



SHELL
Item No. 17134



COSDEN & CO.
Item No. 17135



QUAKER STATE
Item No. 17137



PANHANDLE REFINING CO.
Item No. 17139



PHILLIPS 66
Item No. 17140



NORTHERN CALIFORNIA WINERIES
Item No. 17141



TRANSCONTINENTAL OIL CO.
Item No. 17142

40' GONDOLA

\$13.00 each



UNION PACIFIC®
Item No. 17201



SOUTHERN
Item No. 17204



CANADIAN NATIONAL
Item No. 17213




PENNSYLVANIA
Item No. 17214



BURLINGTON
Item No. 17216



WABASH
Item No. 17234



NICKEL PLATE ROAD
Item No. 17235



NORFOLK & WESTERN
Item No. 17242

40' SINGLE-DOME TANK CAR

\$14.00 each



PENNSALT
Item No. 17825



MAGNOLIA
Item No. 17831



GRAMPS
Item No. 17832



SHELL
Item No. 17834



QUAKER STATE
Item No. 17837



EXXON
Item No. 17838



PHILLIPS 66
Item No. 17840



TAGOLENE
Item No. 17843



OWENWOOD MOTOR OIL
Item No. 17845

40' QUAD HOPPER

\$13.00 each



SOUTHERN
Item No. 17604



READING
Item No. 17610



BALTIMORE & OHIO®
Item No. 17612



PENNSYLVANIA
Item No. 17614



CSX®
Item No. 17618



NEW YORK CENTRAL®
Item No. 17620



CHESAPEAKE & OHIO®
Item No. 17622



NORFOLK & WESTERN
Item No. 17642



SEABOARD®
Item No. 17647

ACF 40' LOG CAR with LOGS

\$36.00 each



1906-1935 VERSION
Item No. 18332



1935-1960 VERSION
Item No. 18849




Die-cast car with painted resin logs

250-TON STEAM CRANE & BOOM TENDER

Crane swivels 360°. Removable knob included for adjusting boom position.

\$35.00 each



SANTA FE
Item No. 16102



READING
Item No. 16110



PENNSYLVANIA
Item No. 16114



MAINTENANCE OF WAY
Item No. 16138



PAINTED UNLETTERED
Item No. 16149



The *Silver Series*® rolling stock on these pages feature:

- blackened metal wheels
- body-mounted couplers
- non-magnetic axles

(all cars Standard Pack: 12)

BOBBER CABOOSE

\$13.00 each



MARYLAND & PENNSYLVANIA
Item No. 18439



WEYERHAEUSER TIMBER
Item No. 18444



CASS SCENIC R.R.
Item No. 18445



PAINTED UNLETTERED - YELLOW
Item No. 18447



BOSTON & MAINE
Item No. 18448



PAINTED UNLETTERED - RED
Item No. 18449

36' WIDE-VISION CABOOSE

\$13.00 each



UNION PACIFIC®
Item No. 17701



SANTA FE
Item No. 17702



BURLINGTON NORTHERN
Item No. 17703



CHESSIE®
Item No. 17709



READING
Item No. 17710



ERIE LACKAWANNA
Item No. 17728



The *Silver Series*® rolling stock on this page features:

- blackened metal wheels
- body-mounted couplers
- non-magnetic axles

(all cars on these pages
Standard Pack: 12)

SCENESCAPES™ TREES




Standard Pack: 12

Bring your urban or countryside railroad to life with realistic *SceneScapes™* trees by Bachmann. Create your own orchard or blanket a hillside in dense forest with deciduous and coniferous trees offered in a variety of sizes. Suitable for all scales.

- for use with all train layouts
- realistic colors
- removeable bases for more placement options
- size assortment for added realism



5" - 6" PINE TREES
(6 pieces per pack)
Item No. 32001 • \$7.95



5" - 6" PINE TREES with SNOW
(6 pieces per pack)
Item No. 32002 • \$7.95



5" - 6" CONIFER TREES
(6 pieces per pack)
Item No. 32003 • \$7.95



5" - 6" SPRUCE TREES
(6 pieces per pack)
Item No. 32004 • \$7.95



5" - 6" CEDAR TREES
(6 pieces per pack)
Item No. 32005 • \$7.95



3" - 4" DECIDUOUS TREES
(3 pieces per pack)
Item No. 32006 • \$8.95



2.5" - 3.5" WALNUT TREES
(3 pieces per pack)
Item No. 32007 • \$8.95



3" - 4" ELM TREES
(3 pieces per pack)
Item No. 32008 • \$8.95



3" - 4" SYCAMORE TREES
(3 pieces per pack)
Item No. 32009 • \$8.95



3" - 4" ASPEN TREES
(3 pieces per pack)
Item No. 32010 • \$8.95



3" - 4" MAPLE TREES TREES
(3 pieces per pack)
Item No. 32011 • \$8.95



Plasticville® U.S.A.



HO SCALE PLASTICVILLE® U.S.A. BUILT-UPS


Standard Pack: 6

Since 1947, hobbyists and collectors have made *Plasticville® U.S.A.* products their structures of choice. In addition to our traditional, easy-to-assemble kits, Bachmann is pleased to offer these pre-assembled *Plasticville® U.S.A.* buildings.

Plasticville® pieces add character and dimension to your HO scale layout. Many buildings and accessories have been added to the *Plasticville®* line throughout its history, and many are still produced from their original molds. As a fun challenge to collectors you can collect hundreds of product, color, and packaging variations that have occurred over the years (you can even join the independent Plasticville Collectors Association at plasticvilleusa.org). Whether you're new in town or an established civic leader, Bachmann builds *Plasticville® U.S.A.* for you. City growth is limited only by your imagination!



SIGNAL BRIDGE
(two per box)
Item No. 45001 • \$32.00



COALING STATION
Item No. 45002 • \$28.00



PEDESTRIAN BRIDGE
Item No. 45003 • \$26.00




HOUSE UNDER CONSTRUCTION
Item No. 45004 • \$26.00



SPLIT-LEVEL HOUSE
Item No. 45005 • \$30.00



FREIGHT STATION with PLATFORM STATION
Item No. 45006 • \$30.00



DAIRY BARN
Item No. 45007 • \$26.00



WATER TOWER
Item No. 45008 • \$22.00



RAILROAD WORK SHEDS
(two per box)
Item No. 45009 • \$30.00




COVERED BRIDGE
Item No. 45010 • \$25.00



SCHOOL HOUSE
Item No. 45011 • \$25.00




CATHEDRAL
Item No. 45012 • \$25.00



GAS STATION
Item No. 45013 • \$30.00



Plasticville® U.S.A.



HO PLASTICVILLE® U.S.A. BUILDINGS (CLASSIC KITS)

Standard Pack: 12




CAPE COD HOUSE
Item No. 45131 • \$10.00



SCHOOL HOUSE
Item No. 45133 • \$10.00




SUPERMARKET
Item No. 45141 • \$10.00



5 & 10 STORE
Item No. 45142 • \$10.00



HARDWARE STORE
Item No. 45143 • \$10.00



POST OFFICE
Item No. 45144 • \$10.00



SWITCH TOWER
Item No. 45132 • \$10.00



SIGNAL BRIDGE
Item No. 45134 • \$10.00



WATER TANK
Item No. 45153 • \$11.00



CATHEDRAL
Item No. 45192 • \$13.00




COALING STATION
Item No. 45211 • \$15.00



POLICE STATION
Item No. 45145 • \$10.00




BARN
Item No. 45151 • \$11.00



FARM BUILDINGS with ANIMALS
Item No. 45152 • \$11.00



RANCH HOUSE
Item No. 45154 • \$11.00



FREIGHT STATION
Item No. 45171 • \$12.00



PEDESTRIAN BRIDGE
Item No. 45172 • \$12.00




SUBURBAN STATION
Item No. 45173 • \$12.00



GAS STATION
Item No. 45174 • \$15.00




HOUSE UNDER CONSTRUCTION
Item No. 45191 • \$13.00



PLATFORM STATION
Item No. 45194 • \$13.00



SPLIT-LEVEL HOUSE
Item No. 45213 • \$15.00



MOTEL with POOL
Item No. 45214 • \$15.00



CONTEMPORARY HOUSE
Item No. 45432 • \$17.00



DRIVE-IN BURGER STAND
Item No. 45434 • \$17.00





You can add diesel horn and steam whistle sound, lights, and water features to your railroad with accessories found in this section.



DIESEL HORN in OIL STORAGE TANK
Item No. 46208 • Standard Pack: 12 • \$29.00



BUILDING with STEAM WHISTLE
Item No. 46209 • Standard Pack: 12 • \$29.00




OIL STORAGE TANK with LIGHT
Item No. 46212 • Standard Pack: 12 • \$19.00



LIGHTED FREIGHT STATION
Item No. 46216 • Standard Pack: 12 • \$22.00




LIGHTED PASSENGER STATION
Item No. 46217 • Standard Pack: 12 • \$22.00




PICKET FENCE (24 pcs.)
Item No. 42100 • Standard Pack: 24 • \$6.50



BLOCK SIGNALS
Item No. 42101 • Standard Pack: 24 • \$6.50



TELEPHONE POLES (12 pcs.)
Item No. 42102 • Standard Pack: 24 • \$6.50



CROSSING SIGNALS & GATES (12 pcs.)
Item No. 42200 • Standard Pack: 24 • \$6.50



ANIMAL SET (12 pcs.)
Item No. 42201 • Standard Pack: 24 • \$6.50



RAILROAD & STREET SIGNS (24 pcs.)
Item No. 42204 • Standard Pack: 24 • \$6.50




AUTOMOBILE SET

Item No. 42206 • Standard Pack: 24 • \$6.50



SIGNS & TRAFFIC LIGHTS (12 pcs.)

Item No. 42207 • Standard Pack: 24 • \$6.50



ROAD CROSSING

Item No. 42208 • Standard Pack: 24 • \$6.50



PARK ASSORTMENT

Item No. 42209 • Standard Pack: 24 • \$6.50



PICNIC SET

Item No. 42213 • Standard Pack: 24 • \$6.50



PLAYGROUND EQUIPMENT

Item No. 42214 • Standard Pack: 24 • \$6.50



SWIMMING POOL and ACCESSORIES

Item No. 42215 • Standard Pack: 24 • \$6.50




CENTER SQUARE MONUMENT

Item No. 42218 • Standard Pack: 24 • \$6.50



MINI WATER PUMP

Item No. 42219 • Standard Pack: 24 • \$13.00



LIGHTING KIT

Item No. 42240
Standard Pack: 24 • \$6.50

FIGURE SETS

Standard Pack: 24 • \$7.50 each




WAITING PASSENGERS
Item No. 42330



SITTING FIGURES
Item No. 42331



STANDING FIGURES
Item No. 42332



TRAIN CREW
Item No. 42333



WORK CREW
Item No. 42334



OLD WEST FIGURES
Item No. 42335



PEOPLE AT LEISURE
Item No. 42339



TRAIN WORK CREW
Item No. 42341



SITTING PASSENGERS
Item No. 42342

Bachmann's exclusive *E-Z Track*® System makes set-up quick, easy and fun!

See Following Pages for Product Photographs

(shown in nickel silver/gray roadbed only for illustration purposes)

NICKEL SILVER/GRAY ROADBED E-Z TRACK® BY THE CARD		unless otherwise noted, Standard Pack: 12
Item No. 44501	18" RADIUS CURVED TRACK (4/card)	\$11.00
Item No. 44502	18" RADIUS CURVED TERMINAL RERAILER with WIRE (1/card)	\$8.50
Item No. 44503	22" RADIUS CURVED TRACK (4/card)	\$14.50
Item No. 44504	33.25" RADIUS 18 DEGREE CURVED TRACK (5/card)	\$18.00
Item No. 44505	15" RADIUS CURVED TRACK (4/card)	\$12.00
Item No. 44506	28" RADIUS 18 DEGREE CURVED TRACK (5/card)	\$15.50
Item No. 44507	35.50" RADIUS 18 DEGREE CURVED TRACK (5/card)	\$18.00
Item No. 44508	33.25" RADIUS 6 DEGREE CURVED TRACK (4/card)	\$14.00
Item No. 44509	33.25" RADIUS 12 DEGREE CURVED TRACK (4/card)	\$14.00
Item No. 44510	9" STRAIGHT TERMINAL RERAILER with WIRE (1/card)	\$8.50
Item No. 44597	9" POWER TERMINAL with INSULATED GAP (2/card)	\$25.00
Item No. 44511	9" STRAIGHT TRACK (4/card)	\$11.50
Item No. 44512	3" STRAIGHT TRACK (4/card)	\$7.50
Item No. 44513	2.25" STRAIGHT TRACK (4/card)	\$7.50
Item No. 44514	4.50" STRAIGHT TRACK (4/card)	\$8.50
Item No. 44519	26" RADIUS CURVED TRACK (5/card)	\$15.50
Item No. 44528	9" STRAIGHT RERAILER (2/card)	\$7.50
Item No. 44529	18" RADIUS CURVED RERAILER (2/card)	\$7.50
Item No. 44530	ONE-THIRD SECTION 18" RADIUS CURVED TRACK (4/card)	\$7.50
Item No. 44531	HALF SECTION 18" RADIUS CURVED TRACK (4/card)	\$7.50
Item No. 44532	HALF SECTION 22" RADIUS CURVED TRACK (4/card)	\$13.00
Item No. 44540	30 DEGREE CROSSING (1/card)	\$12.00
Item No. 44541	90 DEGREE CROSSING (1/card) Standard Pack: 6	\$15.00
Item No. 44542	60 DEGREE CROSSING (1/card) Standard Pack: 6	\$13.00
Item No. 44543	45 DEGREE CROSSING (1/card) Standard Pack: 6	\$13.00
Item No. 44561	REMOTE TURNOUT - LEFT (1/card)	\$20.00
Item No. 44562	REMOTE TURNOUT - RIGHT (1/card)	\$20.00
Item No. 44565	#5 TURNOUT - LEFT (1/card)	\$30.00
Item No. 44566	#5 TURNOUT - RIGHT (1/card)	\$30.00
Item No. 44569	#5 WYE TURNOUT (1/card)	\$30.00
Item No. 44559	#6 TURNOUT - LEFT (1/card)	\$40.00
Item No. 44560	#6 TURNOUT - RIGHT (1/card)	\$40.00
Item No. 44575	#6 REMOTE CROSSOVER TURNOUT - LEFT (1/box)	\$55.00
Item No. 44576	#6 REMOTE CROSSOVER TURNOUT - RIGHT (1/box)	\$55.00
Item No. 44591	HAYES BUMPERS (2/card)	\$11.00
Item No. 44594	NICKEL SILVER E-Z TRACK® LAYOUT EXPANDER SET Standard Pack: 6	\$72.00
Item No. 44596	NICKEL SILVER WORLD'S GREATEST HOBBY® TRACK PACK Standard Pack: 3	\$105.00
BULK NICKEL SILVER/GRAY ROADBED E-Z TRACK® (BY THE CARTON)		Standard Pack: 1
Item No. 44580	18" RADIUS CURVED TRACK - BULK (50 pieces per carton)	\$107.00
Item No. 44581	9" STRAIGHT TRACK - BULK (50 pieces per carton)	\$107.00
Item No. 44583	22" RADIUS CURVED TRACK - BULK (50 pieces per carton)	\$153.00
Item No. 44584	36" STRAIGHT TRACK - BULK (25 pieces per carton)	\$242.00
ELECTRONIC AUTO-REVERSING NICKEL SILVER E-Z TRACK®		Standard Pack: 12
Item No. 44548	For auto-reversing sets only: 9" STRAIGHT TRACK (4/card)	\$29.00
Item No. 44549	For auto-reversing sets only: 18" CURVED TRACK (4/card)	\$29.00



BULK PACK
36" LONG STRAIGHT
Item No. 44584 • (25/box)





Bachmann's exclusive *E-Z Track*® System makes set-up quick, easy and fun!

See Following Pages for Product Photographs

(shown in nickel silver/gray roadbed only for illustration purposes)

STEEL ALLOY/BLACK ROADBED E-Z TRACK® BY THE CARD		unless otherwise noted, Standard Pack: 12
Item No. 44401	18" RADIUS CURVED TRACK (4/card)	\$8.50
Item No. 44402	18" RADIUS CURVED TERMINAL RERAILER with WIRE (1/card)	\$7.50
Item No. 44403	22" RADIUS CURVED TRACK (4/card)	\$10.00
Item No. 44410	9" STRAIGHT TERMINAL RERAILER with WIRE (1/card)	\$7.50
Item No. 44411	9" STRAIGHT TRACK (4/card)	\$8.50
Item No. 44412	3" STRAIGHT TRACK (4/card)	\$6.00
Item No. 44428	9" STRAIGHT RERAILER (2/card)	\$5.00
Item No. 44429	18" RADIUS CURVED RERAILER (2/card)	\$5.00
Item No. 44440	30 DEGREE CROSSING (1/card)	\$6.50
Item No. 44441	90 DEGREE CROSSING (1/card) Standard Pack: 6	\$11.00
Item No. 44461	REMOTE TURNOUT - LEFT (1/card)	\$14.50
Item No. 44462	REMOTE TURNOUT - RIGHT (1/card)	\$14.50
Item No. 44491	HAYES BUMPERS (2/card)	\$11.00
Item No. 44493	TRACK ACCESSORY SET Standard Pack: 6	\$75.00
Item No. 44494	STEEL ALLOY E-Z TRACK® LAYOUT EXPANDER SET Standard Pack: 6	\$52.00
Item No. 44497	STEEL ALLOY <i>WORLD'S GREATEST HOBBY</i> ® TRACK PACK Standard Pack: 3	 \$65.00


BULK STEEL ALLOY/BLACK ROADBED E-Z TRACK® (BY THE CARTON)		Standard Pack: 1
Item No. 44480	18" RADIUS CURVED TRACK - BULK (50 pieces per carton)	\$72.00
Item No. 44481	9" STRAIGHT TRACK - BULK (50 pieces per carton)	\$72.00
Item No. 44483	22" RADIUS CURVED TRACK - BULK (50 pieces per carton)	\$103.00

ADDITIONAL E-Z TRACK® ACCESSORY ITEMS		Standard Pack: 12
Item No. 42901	HO/On30 <i>E-Z RIDERS</i> ™ with BALL-BEARING ROLLERS (4 per pack)	\$50.00
Item No. 42902	HO/On30 <i>E-Z RIDERS</i> ™ without BALL-BEARING ROLLERS (4 per pack)	 \$25.00
Item No. 44332	RAIL JOINERS (48 pieces per pack)	\$2.50
Item No. 44579	E-Z TRACK® CROSSING GATE Standard Pack: 6	\$29.00
Item No. 44471	14-PIECE GRADUATED PIER SET	\$17.00
Item No. 44472	8-PIECE TALL PIER SET	\$14.00
Item No. 44595	18-PIECE GRADUATED PIER SET (for higher HO elevations & On30 clearances)	\$27.00
Item No. 44498	10' POWER EXTENSION WIRE - RED (1/card)	\$6.00
Item No. 44598	10' REMOTE SWITCH EXTENSION WIRE - GREEN (1/card)	\$6.50
Item No. 99978	E-Z MODEL RAILROADS TRACK PLANNING BOOK	 \$19.95



15" RADIUS CURVED TRACK
Item No. 44505 • (4/card)

*4 pieces of track
make up one
third (120°)
of a 15"
radius circle.*



**ONE-THIRD SECTION 18"
RADIUS CURVED TRACK**
Item No. 44530 • (4/card)



**HALF SECTION 18"
RADIUS CURVED TRACK**
Item No. 44531 • (4/card)



18" RADIUS CURVED TRACK
Item No. 44501 • (4/card)

*4 pieces of track
make up one
third (120°)
of an 18"
radius circle.*



**18" RADIUS CURVED
RERAILER**
Item No. 44529 • (2/card)



**18" RADIUS CURVED
TERMINAL RERAILER
with WIRE**
Item No. 44502 • (1/card)




**HALF SECTION 22"
RADIUS CURVED TRACK**
Item No. 44532 • (4/card)



22" RADIUS CURVED TRACK
Item No. 44503 • (4/card)

*4 pieces of track
make up one
quarter (90°)
of a 22"
radius circle.*



26" RADIUS CURVED TRACK
Item No. 44519 • (5/card)

*5 pieces of track
make up one
quarter (90°)
of a 26"
radius circle.*




**28" RADIUS
18 DEGREE CURVED TRACK**
Item No. 44506 • (5/card)

*5 pieces of track
make up one
quarter (90°)
of a 28"
radius circle.*



**33.25" RADIUS
6 DEGREE CURVED TRACK**
Item No. 44508 • (4/card)



**33.25" RADIUS
12 DEGREE CURVED TRACK**
Item No. 44509 • (4/card)





**33.25" RADIUS
18 DEGREE CURVED TRACK**
Item No. 44504 • (5/card)




*5 pieces of track
make up one
quarter (90°)
of a 33.25"
radius circle.*

**35.50" RADIUS
18 DEGREE CURVED TRACK**
Item No. 44507 • (5/card)




*5 pieces of track
make up one
quarter (90°)
of a 35.50"
radius circle.*


2.25" STRAIGHT TRACK
Item No. 44513 • (4/card)




3" STRAIGHT TRACK
Item No. 44512 • (4/card)




4.50" STRAIGHT TRACK
Item No. 44514 • (4/card)



9" STRAIGHT TRACK
Item No. 44511 • (4/card)




9" STRAIGHT RERAILER
Item No. 44528 • (2/card)



**9" STRAIGHT TERMINAL
RERAILER with WIRE**
Item No. 44510 • (1/card)



**9" POWER TERMINAL with
INSULATED GAP**
Item No. 44597 • (2/card)



*For under track
power connection
and reverse loop
operation.*

30 DEGREE CROSSING
Item No. 44540 • (1/card)



*This 30 Degree
Crossing is the
centerpiece of a
basic "Figure 8"
track
configuration.
To make a
Figure 8 you
also need: 21
pieces of 18"
Radius Curved
Track and 1
piece 18"
Radius Curved
Rerailer.*


45 DEGREE CROSSING
Item No. 44543 • (1/card)



60 DEGREE CROSSING
Item No. 44542 • (1/card)



90 DEGREE CROSSING
Item No. 44541 • (1/card)




This 90 Degree Crossing has many useful applications in railroad design. However, if your goal is to make a "Figure 8" layout, you should start with a 30 Degree Crossing.

REMOTE TURNOUT - LEFT
Item No. 44561 • (1/card)




REMOTE TURNOUT - RIGHT
Item No. 44562 • (1/card)




#5 TURNOUT - LEFT
Item No. 44565 • (1/card)



#5 TURNOUT - RIGHT
Item No. 44566 • (1/card)




#5 WYE TURNOUT
Item No. 44569 • (1/card)



#6 TURNOUT - LEFT
Item No. 44559 • (1/card)



#6 TURNOUT - RIGHT
Item No. 44560 • (1/card)



#6 REMOTE CROSSOVER TURNOUT - LEFT
Item No. 44575 • (1/box)



#6 REMOTE CROSSOVER TURNOUT - RIGHT
Item No. 44576 • (1/box)



HAYES BUMPERS
Item No. 44591 • (2/card)



PLUG-IN 10' POWER EXTENSION WIRE - RED
(not shown)
Item No. 44498 • (1/card)

PLUG-IN 10' REMOTE SWITCH EXTENSION WIRE - GREEN
(not shown)
Item No. 44598 • (1/card)

E-Z TRACK® PIER SETS

Standard Pack: 12



14-PIECE GRADUATED PIER SET
Item No. 44471 • \$17.00



8-PIECE TALL PIER SET
Item No. 44472 • \$14.00



18-PIECE GRADUATED PIER SET
(appropriate for higher HO elevations and On30 clearances)
Item No. 44595 • \$27.00

RAIL JOINERS (48 pieces per pack)




Item No. 44332 • Standard Pack: 12 • \$2.50




ELECTRONIC AUTO-REVERSING NICKEL SILVER E-Z TRACK®

Standard Pack: 12 • \$29.00 each

You can expand your reversing HO or On30 Street Car or Trolley Sets with Electronic Auto-Reversing Nickel Silver E-Z Track®. Available in 9-inch straight sections or 18-inch radius curved sections, this electronically equipped track is specifically designed for the open-end track configuration of our reversing sets, allowing you to go virtually anywhere in your village layout.



AUTO-REVERSING 9" STRAIGHT
(4/card)
Item No. 44548



AUTO-REVERSING 18" RADIUS CURVED
(4/card)
Item No. 44549

Note: this track will not operate as reversing track unless it is used in conjunction with set numbers 00401, 00402, 25016, or 25017.

HO/On30 E-Z RIDERS™
with BALL-BEARING ROLLERS (4 per pack)



Item No. 42901 • Standard Pack: 12 • \$50.00

- for use with locomotive drivers
- full electrical pickup



HO/On30 E-Z RIDERS™
without BALL-BEARING ROLLERS (4 per pack)



Item No. 42902 • Standard Pack: 12 • \$25.00

- support rollers for use with non-drive wheels
- full electrical pickup



E-Z TRACK® CROSSING GATE

Item No. 44579 • Standard Pack: 6 • \$29.00




E-Z MODEL RAILROADS
The E-Z Track® Planning Guide & Layout Book



Item No. 99978 • Standard Pack: 12 • \$19.95

Build fantastic layouts with Bachmann's snap-fit E-Z Track® system.

- 26 layout designs
- tips for beginning to advanced modelers
- 120+ pages





**WORLD'S GREATEST HOBBY®
FIRST RAILROAD TRACK PACK**

with **NICKEL SILVER HO SCALE E-Z TRACK®**
Item No. 44596 • Standard Pack: 3 • \$105.00



with **STEEL ALLOY HO SCALE E-Z TRACK®**
(not shown)
Item No. 44497 • Standard Pack: 3 • \$65.00

It's never been easier to get started in model railroading! Our *World's Greatest Hobby® First Railroad Track Pack* contains all the track you need to build the 4' x 8' layout featured in the included DVD, *Building Your First Model*

Railroad. Hosted by actor and model railroad enthusiast Michael Gross, the easy-to-follow video will quickly get you on track for fun with the World's Greatest Hobby!

43-piece World's Greatest Hobby® First Railroad Track Pack includes:

- World's Greatest Hobby *Building Your First Model Railroad* DVD, hosted by actor and model railroad enthusiast Michael Gross
- nine 9" straights
- one 9" terminal/reailer
- one 9" reailer
- twenty 18" radius curves
- two 3" straights
- two turnouts - left
- two turnouts - right
- four switch wires (green)
- one terminal wire (red)

Bachmann HO scale E-Z Track® features:

- clear tie spacing
- low-profile spike heads
- modeled from AAR track engineering dimensions



STEEL ALLOY E-Z TRACK® ACCESSORY SET

Standard Pack: 6



STEEL ALLOY E-Z TRACK® ACCESSORY SET
Item No. 44493 • \$75.00

Railroading fun gets bigger and better with our *E-Z Track® Accessory Set*! Turn a basic 36" circle into a giant over-under figure "8" layout with a 14-piece graduated pier set and 14 pieces of steel alloy *E-Z Track®*. A motorized Gandy Dancer hand car and assembled lighted station complete the scene, while an illustrated track plan booklet offers additional layout ideas. For use with Bachmann's steel alloy *E-Z Track®*.

Features include:

- 14 piece graduated pier set
- 8 pieces of 18" radius curved steel alloy *E-Z Track®*
- 6 pieces of 9" straight steel alloy *E-Z Track®*
- motorized Gandy Dancer hand car
- assembled lighted station
- illustrated track plan booklet

E-Z TRACK® LAYOUT EXPANDER SETS

Standard Pack: 6



STEEL ALLOY
Item No. 44494 • \$52.00



NICKEL SILVER
Item No. 44594 • \$72.00

With the *E-Z Track® Expander Set*, you can add to the track included with our train sets or create new configurations of turnouts, branchlines, and double-track mainlines on your existing railroad. Also, a handy track plan manual included with the *Expander Set* contains ideas to inspire railroad tycoons of all ages. Offered in steel alloy (with black roadbed) or nickel silver (with gray roadbed) versions.

Features include:

- 12 pieces of snap-fit *E-Z Track®*, including 4 pieces of 9" straight, 4 pieces 18" radius curved track, 1 left-hand remote turnout, 1 right-hand remote turnout, and 2 Hayes bumpers
- quick, easy assembly on floors, tables, and carpets without the need for special tools or fasteners
- helpful track plan manual



Magnetically Operated Knuckle Couplers

E-Z Mate® couplers make use of precision molding techniques and space-age material to allow the molding of springs as an integral part of the knuckle coupler. With *E-Z Mate*® couplers, gone forever are the problems and expense associated with separate coil springs.

The installation of *E-Z Mate*® couplers is a dream come true. It's simply a matter of removing the coupler pocket cover, dropping in an *E-Z Mate*® coupler, and replacing the cover. Operation is simple as well. *E-Z Mate*® couplers operate with a standard metal "glad hand" and under-track magnet, and they are completely compatible with all magnetically operated knuckle couplers currently on the market. (Our under-track magnet comes with a trackside brakeman figure to indicate the magnet's position.) Coupling, uncoupling, and other yard operations are all performed with familiar ease.



E-Z MATE® Magnetic Knuckle Couplers

Standard Pack: 12 cards with 12 coupler pairs per card • \$12.00 each card
Item No. 78005 **Center Shank - Medium**

E-Z MATE® Magnetic Knuckle Couplers - Economy Pack

Standard Pack: 12 cards with 25 coupler pairs per card • \$21.00 each card
Item No. 78105 **Center Shank - Medium**



E-Z MATE® MARK II Magnetic Knuckle Couplers with Metal Coil Springs

Standard Pack: 12 cards with 12 coupler pairs per card • \$18.00 each card

- Item No. 78021 **Over Shank - Long**
- Item No. 78022 **Over Shank - Medium**
- Item No. 78023 **Over Shank - Short**
- Item No. 78024 **Center Shank - Long**
- Item No. 78025 **Center Shank - Medium**
- Item No. 78026 **Center Shank - Short**
- Item No. 78027 **Under Shank - Long**
- Item No. 78028 **Under Shank - Medium**
- Item No. 78029 **Under Shank - Short**



E-Z MATE® MARK II Magnetic Knuckle Couplers with Metal Coil Springs - Economy Pack


Standard Pack: 12 cards with 25 coupler pairs per card • \$29.00 each card
Item No. 78125 **Center Shank - Medium**

NEM COUPLER (*E-Z MATE*® MARK II)

Standard Pack: 12 cards with 12 coupler pairs per card • \$18.00 each card


This NEM Mark II coupler fits into standard European coupler pockets for simple conversion to *E-Z Mate*® operation.

Item No. 78035 **Center Shank - Medium**



MAGNET with BRAKEMAN (1/card)

Item No. 78999 • Standard Pack: 24 • \$2.75



HOOK-AND-LOOP COUPLERS (3 pairs per pack)

Item No. 78979 • Standard Pack: 12 • \$6.50

These couplers are compatible with our *Thomas & Friends*® line and many European prototype models.



BACHMANN® E-Z LUBE

INDIVIDUALLY PACKAGED LUBRICANTS

Standard Pack: 12 • \$13.00 each



CONDUCTIVE CONTACT LUBE
Item No. 99981



GREASE
Item No. 99982



HEAVY GEAR OIL
Item No. 99983



LIGHT GEAR OIL
Item No. 99984

Lubricants for Model Railroad Professionals

For the best care and maintenance of motive power, rolling stock, and track, Bachmann has a full line of premium-grade lubricants. Four *E-Z Lube*® products are offered:

- light gear oil
- heavy gear oil
- heavy duty grease
- conductive contact lubricant

Each of the lubricants has a specific purpose. The light gear oil is for use on all gears, bushings, shafts, and bolsters. It is non-shedding and will not “sling off.” The heavy gear oil lubricates for extended periods of time and is formulated for use on motor bushings, bearings, valve gear, side rods, and draft gear boxes. For applications requiring heavier viscosity material, such as Large Scale trains, it’s best to use the heavy duty grease. And for superior electric motor maintenance and track cleaning, your choice is the conductive contact lubricant.


With proper maintenance, you can extend the life and enjoyment of your railroad equipment for many, many years. We urge you to establish a sensible maintenance schedule and to use our *E-Z Lube*® products for professional care.

SMOKE FLUID

Standard Pack: 24 • \$6.50



SMOKE FLUID (2.25 oz.)
Item No. 99993



E-Z LUBE® DISPLAY RACK
(items not included)
Item No. 99985-1
Standard Pack: 1



STANDARD LINE POWER PACKS

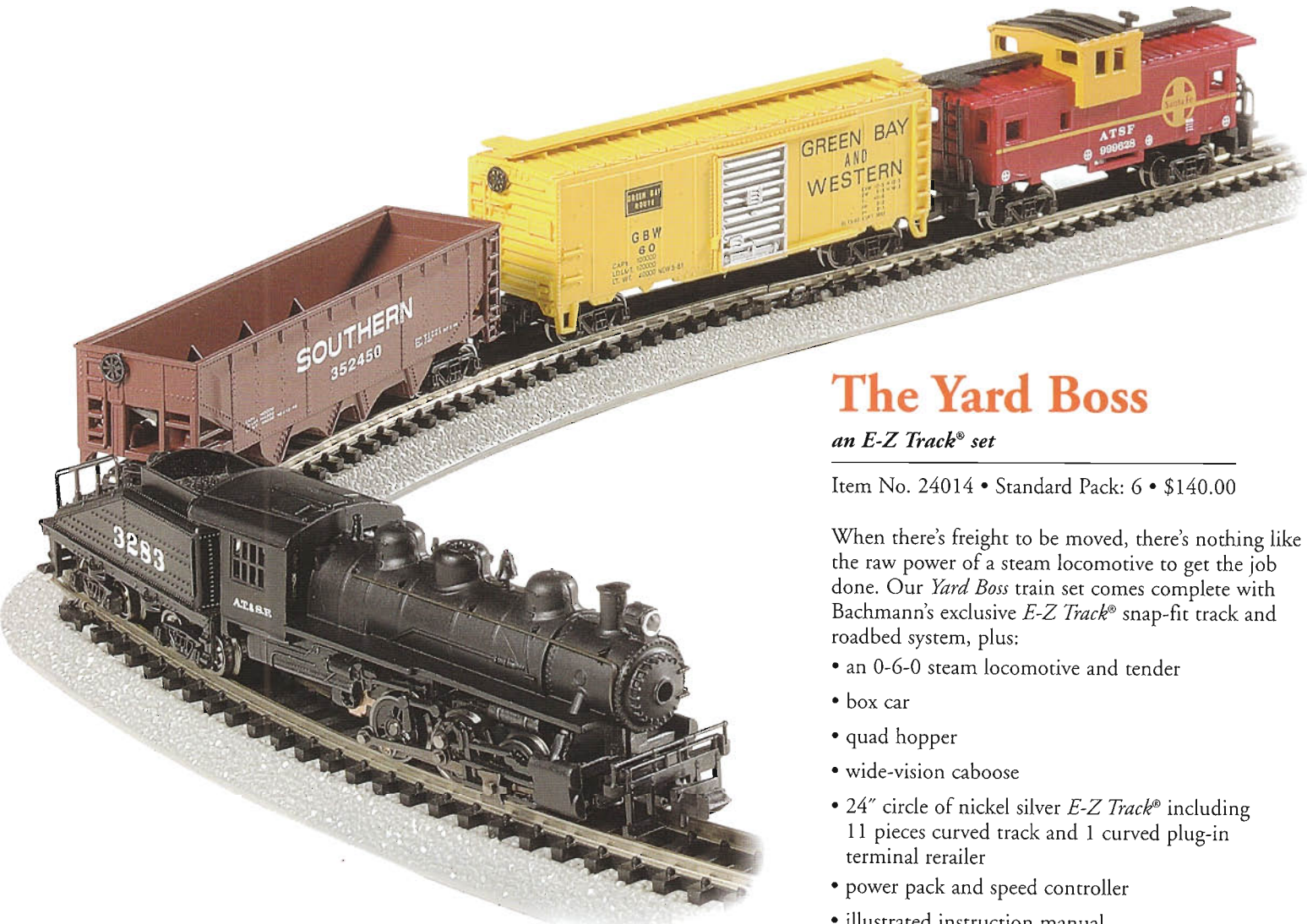
Standard Pack: 6



POWER PACK and SPEED CONTROLLER
(appropriate for N, HO, and On30 scale trains; DCC compatible)
Item No. 44212 • \$43.00



LARGE SCALE POWER PACK and SPEED CONTROLLER
(appropriate for Large Scale trains; not DCC compatible)
Item No. 44213 • \$49.00




The Yard Boss

an *E-Z Track*® set


Item No. 24014 • Standard Pack: 6 • \$140.00

When there's freight to be moved, there's nothing like the raw power of a steam locomotive to get the job done. Our *Yard Boss* train set comes complete with Bachmann's exclusive *E-Z Track*® snap-fit track and roadbed system, plus:

- an 0-6-0 steam locomotive and tender
- box car
- quad hopper
- wide-vision caboose
- 24" circle of nickel silver *E-Z Track*® including 11 pieces curved track and 1 curved plug-in terminal rerailer
- power pack and speed controller
- illustrated instruction manual



Speed Controller with Plug-In Wiring



White Christmas[®] Express

an E-Z Track[®] set

Item No. 24016 • Standard Pack: 6 • \$140.00

Perfect for under-the-tree enjoyment, this set is festively decorated for a very Merry Christmas. The *White Christmas[®] Express* features Bachmann's exclusive E-Z Track[®] snap-fit track and roadbed system, plus:

- an 0-6-0 steam locomotive and tender
- box car
- gondola
- old-time combine
- 34" x 24" oval of nickel silver E-Z Track[®] including 11 pieces of curved track, 4 pieces straight track, and 1 curved plug-in terminal rerailer
- power pack and speed controller
- illustrated instruction manual



Speed Controller
with Plug-In Wiring

Thunder Valley

an *E-Z Track*® set

Item No. 24013 • Standard Pack: 6
\$90.00

The rails rumble and the engine roars as the mighty *Thunder Valley* rounds the bend, hauling freight to destinations far and wide. This train set comes complete with Bachmann's

- exclusive *E-Z Track*® snap-fit track and roadbed systems, plus:
- an EMD GP40 diesel locomotive with operating headlight
- steel reefer
- three-dome tank car
- wide-vision caboose
- 24" circle of nickel silver *E-Z Track*®, including 11 pieces curved track and 1 curved plug-in terminal reailer

- power pack and speed controller
- illustrated instruction manual



Prairie Flyer

an *E-Z Track*® set

Item No. 24004 • Standard Pack: 6
\$140.00

The *Prairie Flyer* steams back in time, taking us through the Great Plains to America's Old West. Pull the brake — a buffalo stampede is crossing the tracks! The *Prairie Flyer* comes

- complete with Bachmann's exclusive *E-Z Track*® snap-fit track and roadbed system, plus:
- an American 4-4-0 steam locomotive and tender
- old-time combine
- two old-time coaches
- 34" x 24" oval of nickel silver *E-Z Track*® including 11 pieces curved track, 4 pieces straight track, and 1 curved plug-in terminal reailer

- power pack and speed controller
- illustrated instruction manual



Iron Duke


an *E-Z Track*® set

Item No. 24005 • Standard Pack: 6
\$145.00

Forged and cast from the elements of the earth, the size and strength of a steam locomotive are truly awesome. Capturing the elusive feeling of raw power, the *Iron Duke* train set comes complete with Bachmann's exclusive *E-Z Track*® snap-fit track and roadbed system, plus:

- an 0-6-0 steam locomotive with slope back tender
- single-dome tank car
- box car
- covered hopper
- off-center caboose
- 34" x 24" oval of nickel silver *E-Z Track*® including 11 pieces curved track, 4 pieces straight track, and 1 curved plug-in terminal reailer
- 12 telephone poles
- 24 railroad and street signs

- power pack and speed controller
- illustrated instruction manual



The Frontiersman

an *E-Z Track*® set

Item No. 24006 • Standard Pack: 6
\$145.00

The early railroads were instrumental in opening vast tracts of American land for settlement and development. Moving people, natural resources and supplies, steam trains could rightfully be called "Frontiersmen."

- Our *Frontiersman* train set comes complete with Bachmann's exclusive *E-Z Track*® snap-fit track and roadbed system, plus:
- an American 4-4-0 steam locomotive and tender
- old-time water tank car
- old-time box car
- old-time gondola
- old-time flat car
- old-time bobber caboose
- 34" x 24" oval of nickel silver *E-Z Track*® including 11 pieces curved

- track, 4 pieces straight track, and 1 curved plug-in terminal reailer
- power pack and speed controller
- illustrated instruction manual



ELECTRIC TRAIN SETS

N SCALE

24"
Circle



Speed Controller
with Plug-In Wiring



34" x 24"
Oval



Speed Controller
with Plug-In Wiring



ENGLISH · SPANISH
PACKAGE!

34" x 24"
Oval



Speed Controller
with Plug-In Wiring



12 Telephone Poles



24 Railroad &
Street Signs



34" x 24"
Oval



Speed Controller
with Plug-In Wiring



The Centennial

an E-Z Track® set

Item No. 24007 • Standard Pack: 6
\$129.00

Sleekly styled after Amtrak's Amfleet passenger trains, *The Centennial* comes complete with Bachmann's exclusive E-Z Track® snap-fit track and roadbed system, plus:

- an E60CP electric locomotive with diode directional headlights, and dual pantographs



- three Amfleet coach cars
- 34" x 24" oval of nickel silver E-Z Track® including 11 pieces curved track, 4 pieces straight track, and 1 curved plug-in terminal railer
- power pack
- illustrated instruction manual

Explorer

an E-Z Track® set

Item No. 24008 • Standard Pack: 6
\$135.00

As a freight train makes its way over the rails, it's a modern explorer of an ever-changing landscape. Each day brings new adventures and new excitement! This *Explorer* train set comes complete with Bachmann's exclusive E-Z Track® snap-fit track and roadbed system, plus:

- a powered EMD F9 diesel locomotive with operating headlight



- unpowered "A" unit F9 diesel locomotive
- single-dome tank car
- refrigerator car
- covered hopper
- plug-door box car
- flat car with containers
- off-center caboose
- 34" x 24" oval of nickel silver E-Z Track® including 11 pieces curved track, 4 pieces straight track, and 1 curved plug-in terminal railer
- 12 telephone poles
- 24 railroad and street signs
- power pack and speed controller
- illustrated instruction manual

Empire Builder

an E-Z Track® set

Item No. 24009 • Standard Pack: 6
\$215.00

American railroads helped build great fortunes and the wealth of the Nation. Doing its part, our *Empire Builder* train set comes complete with Bachmann's exclusive E-Z Track® snap-fit track and roadbed system, plus:

- a Northern 4-8-4 steam locomotive and tender with operating headlight
- wood reefer




- single-dome tank car
- center-flow hopper
- plug-door box car
- wood stock car
- wood braced gondola
- open quad offset hopper
- off-center caboose
- 44" x 24" oval of nickel silver E-Z Track® including 11 pieces curved track, 8 pieces straight track, and 1 curved plug-in terminal railer
- 12 telephone poles
- 24 railroad and street signs
- power pack and speed controller
- illustrated instruction manual

ELECTRIC TRAIN SETS

N SCALE

34" x 24"
Oval

SACHMANN'S EXCLUSIVE
E-Z TRACK SYSTEM
ASSEMBLES IN MINUTES!



ENGLISH · SPANISH
PACKAGE!

34" x 24"
Oval

SACHMANN'S EXCLUSIVE
E-Z TRACK SYSTEM
ASSEMBLES IN MINUTES!



Speed Controller with Plug-In Wiring



12 Telephone Poles



24 Railroad & Street Signs



ENGLISH · SPANISH
PACKAGE!

44" x 24"
Oval

SACHMANN'S EXCLUSIVE
E-Z TRACK SYSTEM
ASSEMBLES IN MINUTES!



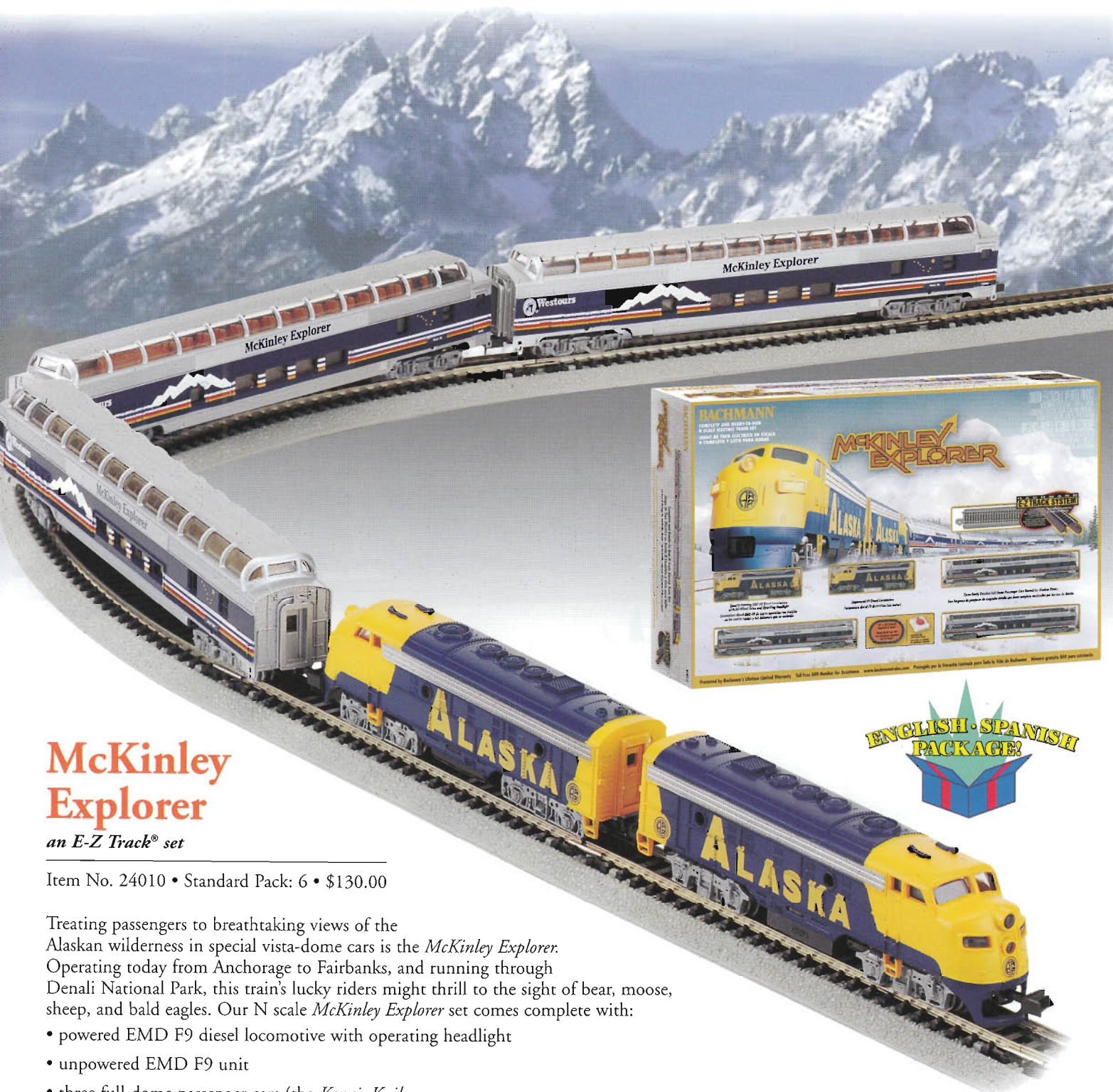
Speed Controller with Plug-In Wiring



12 Telephone Poles



24 Railroad & Street Signs



McKinley Explorer

an E-Z Track® set

Item No. 24010 • Standard Pack: 6 • \$130.00

Treating passengers to breathtaking views of the Alaskan wilderness in special vista-dome cars is the *McKinley Explorer*. Operating today from Anchorage to Fairbanks, and running through Denali National Park, this train's lucky riders might thrill to the sight of bear, moose, sheep, and bald eagles. Our N scale *McKinley Explorer* set comes complete with:

- powered EMD F9 diesel locomotive with operating headlight
- unpowered EMD F9 unit
- three full-dome passenger cars (the *Kenai*, *Knik* and *Deshka*, all named after Alaskan rivers)
- 34" x 24" oval of E-Z Track® including 11 pieces curved track, 4 pieces straight track, and 1 curved plug-in terminal rerailer
- power pack and speed controller
- illustrated instruction manual



Speed Controller with Plug-In Wiring

NORTHERN 4-8-4 & 52' TENDER with OPERATING HEADLIGHT

Standard Pack: 6 • \$105.00 each



SANTA FE #3780
Item No. 58052



BURLINGTON #5605
Item No. 58066

NORTHERN 4-8-4 & VANDERBILT TENDER with OPERATING HEADLIGHT

Standard Pack: 6 • \$105.00 each



SOUTHERN PACIFIC™
Item No. 58157



GREAT NORTHERN
Item No. 58161

PRAIRIE 2-6-2 & TENDER

Standard Pack: 12 • \$67.00 each



UNION PACIFIC® #1836
Item No. 51551



SOUTHERN
(green; not shown)
Item No. 51554



BALTIMORE & OHIO®
Item No. 51562



NEW YORK CENTRAL®
Item No. 51570



RIO GRANDE™
(Flying Grande; not shown)
Item No. 51589



PAINTED UNLETTERED
Item No. 51598

HO scale versions of some N scale locomotives are shown on this page for illustration purposes.

USRA 0-6-0 SWITCHER & TENDER

Standard Pack: 12 • \$51.50 each



UNION PACIFIC®
(black & silver; not shown)
Item No. 50551



SANTA FE #3283
Item No. 50552



PENNSYLVANIA
Item No. 50564



NEW YORK CENTRAL®
Item No. 50570



CANADIAN PACIFIC
(not shown)
Item No. 50579



PAINTED UNLETTERED
Item No. 50598

4-4-0 AMERICAN & TENDER

Standard Pack: 12 • \$67.00 each



BALTIMORE & OHIO®
Item No. 11751



CHICAGO, BURLINGTON & QUINCY #170
Item No. 11752



PENNSYLVANIA
Item No. 11753



UNION PACIFIC® #119
Item No. 51151



CENTRAL PACIFIC "JUPITER"
Item No. 51174

GP50

Standard Pack: 12 • \$35.00 each



UNION PACIFIC®
Item No. 61251



SANTA FE
Item No. 61252



SOUTHERN
Item No. 61254



MONTANA RAIL LINK
(blue with white stripes: not shown)
Item No. 61283



NORFOLK SOUTHERN
Item No. 61291



NORFOLK & WESTERN
Item No. 61292

EMD GP40

Standard Pack: 12 • \$35.00 each



UNION PACIFIC®
Item No. 63551



SANTA FE
Item No. 63552



CONRAIL
Item No. 63556



CHESSIE®
Item No. 63559



WESTERN MARYLAND®
Item No. 63587



ALASKA
Item No. 63598

HO scale versions of some N scale locomotives are shown on these pages for illustration purposes.

GE B23-7/B30-7 with OPERATING DIRECTIONAL HEADLIGHTS

Standard Pack: 12 • \$55.00 each



SANTA FE #6410
Item No. 61351



CONRAIL #1991
Item No. 61352



CHESSIE SYSTEM® #8256
Item No. 61353



BURLINGTON NORTHERN #5491
Item No. 61354



MISSOURI PACIFIC™ #4637
Item No. 61355



CSX® #5542
Item No. 61356

FAIRBANKS MORSE H16-44 with OPERATING DIRECTIONAL HEADLIGHTS

Standard Pack: 12 • \$60.00 each



SANTA FE #3015
Item No. 61451



BALTIMORE & OHIO® #927
Item No. 61452



CANADIAN PACIFIC #8551
Item No. 61453



VIRGINIAN #33
Item No. 61454



NORFOLK & WESTERN #146
Item No. 61455



SOUTHERN #2149
Item No. 61456

U36-B

Standard Pack: 12 • \$35.00 each



SANTA FE
Item No. 64052



BURLINGTON NORTHERN
Item No. 64053



CSX®
Item No. 64068

MDT PLYMOUTH

Standard Pack: 12 • \$33.00 each



SANTA FE #32
Item No. 60052



BURLINGTON
Item No. 60066



INDUSTRIAL - YELLOW
Item No. 60089



INDUSTRIAL - RED
Item No. 60090

BRILL TROLLEY


Standard Pack: 12 • \$35.00 each



CHRISTMAS
Item No. 61085



MAIN STREET
Item No. 61090



GREEN
Item No. 61093



YELLOW #36
Item No. 61098

PCC TROLLEY

Standard Pack: 12 • \$35.00 each



PTC
Item No. 62995




YELLOW
Item No. 62998



HO scale versions of some N scale locomotives are shown on these pages for illustration purposes.

85' BUDD AMTRAK PASSENGER CAR with LIGHTED INTERIOR


Standard Pack: 12 • \$32.00 each




AMFLEET I PHASE II COACH
Item No. 14156




AMFLEET I PHASE II CAFÉ
Item No. 14160



AMFLEET I PHASE III COACH
Item No. 14157



AMFLEET I PHASE III CAFÉ
Item No. 14161



AMFLEET I PHASE IV COACH
Item No. 14158



AMFLEET I PHASE IV CAFÉ
Item No. 14162



AMFLEET I PHASE IV B COACH
Item No. 14164



AMFLEET I PHASE IV B CAFÉ
Item No. 14165



AMFLEET I PHASE V COACH
Item No. 14166



AMFLEET I PHASE V CAFÉ
Item No. 14167



AMFLEET I ACELA® REGIONAL COACH
Item No. 14159



AMFLEET I ACELA® REGIONAL CAFÉ
Item No. 14163

85' FULL-DOME PASSENGER CAR

Standard Pack: 12 • \$14.00 each



SANTA FE
Item No. 74352



AMTRAK
Item No. 74355

Some HO scale versions of our N scale *Silver Series*® rolling stock are shown on these pages for illustration purposes.

40' BOX CAR


Standard Pack: 12 • \$10.00 each



READING "BEE LINE"
Item No. 70060




NEW YORK CENTRAL®
Item No. 70070




ALTON & SOUTHERN
Item No. 70084



CHRISTMAS
Item No. 70085



BANGOR & AROOSTOCK
Item No. 70088



D & R G W® "COOKIE BOX"
Item No. 70089

50' PLUG-DOOR BOX CAR

Standard Pack: 12 • \$10.00 each



CHESSIE®
Item No. 71059



READING
Item No. 71060



MILWAUKEE ROAD
Item No. 71067



ERIE LACKAWANNA
Item No. 71078

50' STEEL REEFER

Standard Pack: 12 • \$10.00 each



UNION PACIFIC®
Item No. 70951



SANTA FE
Item No. 70952



CANADIAN NATIONAL
Item No. 70963



LEHIGH VALLEY
Item No. 70977




PACIFIC FRUIT EXPRESS™
Item No. 70998

40' GONDOLA

Standard Pack: 12 • \$10.00 each




UNION PACIFIC®
Item No. 73651



SOUTHERN
Item No. 73654



CHESSIE®
Item No. 73659



PENNSYLVANIA
Item No. 73664



BURLINGTON
Item No. 73666

40' SINGLE-DOME TANK CAR

Standard Pack: 12 • \$10.00 each



SHELL
Item No. 73484



PENNSALT
Item No. 73486



QUAKER STATE
Item No. 73487



EXXON
Item No. 73488



PHILLIPS 66
Item No. 73490

HI-CUBE BOX CAR

Standard Pack: 12 • \$10.00 each



BURLINGTON
Item No. 71266




NEW YORK CENTRAL®
Item No. 71270



DENVER & RIO GRANDE WESTERN™
Item No. 71289

40' STOCK CAR

Standard Pack: 12 • \$10.00 each



UNION PACIFIC®
Item No. 71551



GREAT NORTHERN
Item No. 71561

Some HO scale versions of our N scale *Silver Series*® rolling stock are shown on these pages for illustration purposes.

40' THREE-DOME TANK CAR


Standard Pack: 12 • \$10.00 each



SHELL
Item No. 70184



PENNSALT
Item No. 70186



QUAKER STATE
Item No. 70187



EXXON
Item No. 70188

56' CENTER-FLOW HOPPER

Standard Pack: 12 • \$10.00 each




SANTA FE
Item No. 70552



ROCK ISLAND
Item No. 70558



NEW YORK CENTRAL®
Item No. 70570



LEHIGH VALLEY
Item No. 70577



ACF CANNAIDE
Item No. 70582



SHELL
Item No. 70584

40' QUAD HOPPER

Standard Pack: 12 • \$10.00 each



READING
Item No. 73360




CSX®
Item No. 73368



CHESAPEAKE & OHIO®
Item No. 73372



SEABOARD®
Item No. 73390



NORFOLK & WESTERN
Item No. 73392



MINNEAPOLIS & ST. LOUIS
Item No. 73396

PS2 COVERED HOPPER

Standard Pack: 12 • \$10.00 each



GREAT NORTHERN
Item No. 73861



BALTIMORE & OHIO®
Item No. 73862



KOPPERS PLASTICS
Item No. 73893



WABASH
Item No. 73897

52' CENTER-DEPRESSED FLAT CAR

Standard Pack: 12



with MISSILE
Item No. 71391 • \$15.00



with TRANSFORMER
Item No. 71398 • \$12.00



with NO LOAD
Item No. 71399 • \$11.00

TRI-LEVEL/CRANE & BOOM

Standard Pack: 12



89' TRI-LEVEL with AUTOS
SANTA FE
Item No. 46502 • \$17.00



250-TON CRANE & BOOM
UNION PACIFIC®
Item No. 46611 • \$20.00



250-TON CRANE & BOOM
SANTA FE
Item No. 46612 • \$20.00

36' WIDE-VISION CABOOSE

Standard Pack: 12 • \$10.00 each



UNION PACIFIC®
Item No. 70751



SANTA FE
Item No. 70752



BURLINGTON NORTHERN
Item No. 70753



CSX®
Item No. 70768




ERIE LACKAWANNA
Item No. 70778




NORFOLK & WESTERN
Item No. 70792

Some HO scale versions of our N scale *Silver Series®* rolling stock are shown on this page for illustration purposes.



Instant buildings for your railroad! The already-assembled models shown on these pages will add interest and realism to any N scale layout.



AUTO BODY SHOP
Item No. 45708 • Standard Pack: 12 • \$11.00



DRIVE-IN BURGER STAND
Item No. 45709 • Standard Pack: 12 • \$11.00



DRIVE-IN BANK
Item No. 45804 • Standard Pack: 12 • \$11.00



SCHOOL HOUSE
Item No. 45807 • Standard Pack: 12 • \$11.00



FARM HOUSE
Item No. 45812 • Standard Pack: 12 • \$11.00



TWO-STORY HOUSE
Item No. 45813 • Standard Pack: 12 • \$11.00



NEW ENGLAND RANCH HOUSE
Item No. 45814 • Standard Pack: 12 • \$11.00



FACTORY
Item No. 45902 • Standard Pack: 12 • \$12.00



CAR SHOWROOM
Item No. 45903 • Standard Pack: 12 • \$12.00



GAS STATION

Item No. 45904 • Standard Pack: 12 • \$12.00




PLATFORM STATION

Item No. 45906 • Standard Pack: 12 • \$12.00




FREIGHT STATION

Item No. 45907 • Standard Pack: 12 • \$12.00




PASSENGER STATION

Item No. 45908 • Standard Pack: 12 • \$12.00




CONTEMPORARY HOUSE

Item No. 45909 • Standard Pack: 12 • \$12.00



WATER TANK

Item No. 45810 • Standard Pack: 12 • \$11.00



COUNTRY CHURCH

Item No. 45815 • Standard Pack: 12 • \$11.00



COALING STATION

Item No. 45811 • Standard Pack: 12 • \$11.00

ASSEMBLED BUILDINGS AND ACCESSORIES

N SCALE




ELECTRIC DIESEL HORN in OIL TANK
Item No. 46708 • Standard Pack: 12 • \$25.00



STEAM WHISTLE in FREIGHT STATION
Item No. 46709 • Standard Pack: 12 • \$25.00




BLINKING OIL TANK
Item No. 46712 • Standard Pack: 12 • \$15.00



DUAL CROSSING GATES
Item No. 46720 • Standard Pack: 12 • \$8.00




BLINKING BRIDGE & TRESTLE
(18 pieces)
Item No. 46721 • Standard Pack: 12 • \$12.00




BRIDGE & TRESTLE
(31 pieces)
Item No. 46723 • Standard Pack: 12 • \$12.00




FIGURE SET
Item No. 42502 • Standard Pack: 24 • \$6.00




CROSSING GATES and SIGNALS
(12 pieces)
Item No. 42504 • Standard Pack: 24 • \$6.00




ANIMAL SET
Item No. 42505 • Standard Pack: 24 • \$6.00



TELEPHONE POLES
(12 pieces)
Item No. 42506 • Standard Pack: 24 • \$6.00




RAILROAD and STREET SIGNS
(24 pieces)
Item No. 42513 • Standard Pack: 24 • \$6.00



ROAD CROSSING
Item No. 42522 • Standard Pack: 24 • \$6.00



**11.25" RADIUS
CURVED TRACK**
Item No. 44801 • \$10.00
(6/card)
Standard Pack: 12




*6 pieces of
track make
up one half
(180°)
of an 11.25"
radius circle.*

**11.25" RADIUS
TERMINAL RERAILER
with WIRE**
Item No. 44802 • \$5.50
(1/card)
Standard Pack: 12



**19" RADIUS
CURVED TRACK**
Item No. 44804 • \$14.00
(6/card)
Standard Pack: 12



*6 pieces of
track make
up one
quarter (90°)
of a 19"
radius circle.*

5" STRAIGHT TRACK
Item No. 44811 • \$10.00
(6/card)
Standard Pack: 12




10" STRAIGHT TRACK
Item No. 44815 • \$17.50
(6/card)
Standard Pack: 12




**10" STRAIGHT
TERMINAL RERAILER
with WIRE**
Item No. 44820 • \$7.00
(1/card)
Standard Pack: 6




**10" STRAIGHT with
UNDER-TRACK
TERMINAL**
Item No. 44897 • \$7.00
(1/card)
Standard Pack: 6




**ASSORTED SECTIONS
STRAIGHT TRACK**
Item No. 44829 • \$17.50
(short pieces)
Standard Pack: 12



30 DEGREE CROSSING
Item No. 44840 • \$14.50
(1/card)
Standard Pack: 12



90 DEGREE CROSSING
Item No. 44841 • \$14.50
(1/card)
Standard Pack: 6



60 DEGREE CROSSING
Item No. 44842 • \$14.50
(1/card)
Standard Pack: 12



45 DEGREE CROSSING
Item No. 44843 • \$14.50
(1/card)
Standard Pack: 12



**REMOTE
TURNOUT - LEFT**
Item No. 44861 • \$18.00
(1/card)
Standard Pack: 12



**REMOTE
TURNOUT - RIGHT**
Item No. 44862 • \$18.00
(1/card)
Standard Pack: 12



#6 WYE TURNOUT
Item No. 44869 • \$40.00
(1/card)
Standard Pack: 6



**#6 SINGLE CROSSOVER
TURNOUT - LEFT**
Item No. 44875 • \$70.00
(1/card)
Standard Pack: 6



**#6 SINGLE CROSSOVER
TURNOUT - RIGHT**
Item No. 44876 • \$70.00
(1/card)
Standard Pack: 6



HAYES BUMPERS
Item No. 44891 • \$12.00
(2/card)
Standard Pack: 12



DUMMY KNUCKLE COUPLERS (non-operating)



DUMMY KNUCKLE COUPLERS - VARIETY PACK
Standard Pack: 12 cards with 12 sets of 3 coupler pairs per card
Item No. 42531 • \$21.50 each card
A set of three coupler pairs contains one pair each appropriate for rolling stock, standard line locomotives and *Spectrum*® locomotives.



DUMMY KNUCKLE COUPLER - ECONOMY PACK
Standard Pack: 12 cards with 25 coupler pairs per card
Item No. 42532 • \$16.00 each card
Economy pack couplers are appropriate for installation on rolling stock.



DUMMY KNUCKLE COUPLER TRUCK ASSEMBLY
(without wheels)
Standard Pack: 12 cards with 12 truck pairs per card
Item No. 42533 • \$21.50 each card



**BULK PACK
30" STRAIGHT TRACK**
Item No. 44887 • \$226.00
(25 per carton)
Standard Pack: 1

BULK NICKEL SILVER/GRAY ROADBED E-Z TRACK® (BY THE CARTON)

Item No. 44880	11.25" RADIUS CURVED TRACK - BULK (50 pieces per carton)	Standard Pack: 1	\$75.00
Item No. 44881	5" STRAIGHT TRACK - BULK (50 pieces per carton)		\$75.00
Item No. 44882	10" STRAIGHT TRACK - BULK (50 pieces per carton)		\$125.00
Item No. 44884	19" RADIUS CURVED TRACK - BULK (50 pieces per carton)		\$125.00
Item No. 44887	30" STRAIGHT TRACK - BULK (25 pieces per carton)		\$226.00



16-PIECE E-Z TRACK® GRADUATED PIER SET
Item No. 44871 • Standard Pack: 12 • \$14.50



8-PIECE E-Z TRACK® TALL PIER SET
Item No. 44872 • Standard Pack: 12 • \$12.00

E-Z TRACK® CROSSING GATE

Item No. 44879 Standard Pack: 6 • \$24.00



Plasticville® U.S.A.


60th
Anniversary

O SCALE
PLASTICVILLE® U.S.A. BUILT-UPS

Standard Pack: 3

Since 1947, hobbyists and collectors have made *Plasticville® U.S.A.* products their structures of choice. Now, in addition to our traditional, easy-to-assemble kits, Bachmann is pleased to offer these pre-assembled *Plasticville® U.S.A.* buildings.

Plasticville® pieces add character and dimension to your O scale layout. Many buildings and accessories have been added to the *Plasticville®* line throughout its history, and many are still produced from their original molds. As a fun challenge to collectors, you can collect hundreds of product, color, and packaging variations that have occurred over the years (you can even join the independent Plasticville Collectors Association at plasticvilleusa.org). Whether you're new in town or an established civic leader, Bachmann builds *Plasticville® U.S.A.* for you. City growth is limited only by your imagination!




COALING STATION
Item No. 45301 • \$39.00



SPLIT-LEVEL HOUSE
Item No. 45302 • \$35.00



TOWN HALL
Item No. 45303 • \$42.00



**SCHOOL HOUSE
with PLAYGROUND EQUIPMENT**
Item No. 45304 • \$35.00




TWO-STORY HOUSE
Item No. 45305 • \$35.00



HOBO JUNGLE
Item No. 45306 • \$35.00



**LOADING PLATFORM &
CROSSING SHANTY**
Item No. 45307 • \$35.00




COUNTRY CHURCH
Item No. 45308 • \$39.00



SIGNAL BRIDGE
Item No. 45309 • \$39.00



TRAILER PARK
with TWO TRAILERS
& FLAG POLE with FLAG
Item No. 45310 • \$39.00




BANK
Item No. 45311 • \$35.00




CAPE COD HOUSES
(2 per box)
Item No. 45313 • \$35.00



HOSPITAL with FURNITURE
Item No. 45312 • \$39.00



ROADSIDE STAND
Item No. 45314 • \$30.00



APARTMENT BUILDING
Item No. 45315 • \$30.00



HOUSE UNDER CONSTRUCTION
Item No. 45316 • \$30.00




COVERED BRIDGE
Item No. 45317 • \$30.00



UNION STATION
Item No. 45318 • \$30.00




Plasticville®



TURNPIKE INTERCHANGE
Item No. 45601 • Standard Pack: 12 • \$22.00



DAIRY BARN
Item No. 45602 • Standard Pack: 12 • \$16.00



WINDMILL with FARM MACHINERY
Item No. 45603 • Standard Pack: 12 • \$16.00



FARM OUTBUILDINGS
Item No. 45604 • Standard Pack: 12 • \$13.00



DINER
Item No. 45605 • Standard Pack: 12 • \$16.00




FROSTY BAR
Item No. 45606 • Standard Pack: 12 • \$13.00



SPLIT-LEVEL HOUSE
Item No. 45607 • Standard Pack: 12 • \$22.00



CAPE COD HOUSES
(2 per box)
Item No. 45608 • Standard Pack: 12 • \$16.00



POLICE STATION with POLICE CAR
Item No. 45609 • Standard Pack: 12 • \$16.00



**FIRE HOUSE with PUMPER TRUCK,
LADDER TRUCK & FIRE CHIEF CAR**
Item No. 45610 • Standard Pack: 12 • \$22.00

Some models on these pages have been weathered and painted for illustration purposes.



SCHOOL HOUSE with PLAYGROUND EQUIPMENT
Item No. 45611 • Standard Pack: 12 • \$18.00



TRAILER PARK with 3 TRAILERS & FLAG POLE with FLAG
Item No. 45612 • Standard Pack: 12 • \$16.00



TOWN HALL
Item No. 45614 • Standard Pack: 12 • \$22.00



GREENHOUSE with FLOWERS
Item No. 45615 • Standard Pack: 12 • \$18.00



MOTEL
Item No. 45618 • Standard Pack: 12 • \$16.00


Some models on these pages have been weathered and painted for illustration purposes.



ROADSIDE STAND
Item No. 45621 • Standard Pack: 12 • \$16.00



TWO-STORY HOUSE
Item No. 45622 • Standard Pack: 12 • \$18.00



SIGNAL BRIDGE
Item No. 45623 • Standard Pack: 12 • \$16.00




TRESTLE BRIDGE
Item No. 45975 • Standard Pack: 12 • \$16.00



UNION STATION
Item No. 45976 • Standard Pack: 12 • \$16.00




LOADING PLATFORM & CROSSING SHANTY
Item No. 45977 • Standard Pack: 12 • \$18.00



WATER TOWER
Item No. 45978
Standard Pack: 12 • \$13.00



COALING STATION
Item No. 45979
Standard Pack: 12 • \$18.00



CATHEDRAL
Item No. 45981
Standard Pack: 12 • \$16.00



APARTMENT BUILDING
Item No. 45980 • Standard Pack: 12 • \$18.00



LOG CABIN with RUSTIC FENCE
Item No. 45982 • Standard Pack: 12 • \$16.00



HOBO JUNGLE
(2 shacks, box car, outhouse)
Item No. 45983 • Standard Pack: 12 • \$16.00




RUSTIC FENCE
Item No. 45984 • Standard Pack: 12 • \$18.00




AIRPORT TERMINAL
Item No. 45985 • Standard Pack: 12 • \$18.00



AIRPORT HANGAR with AIRPLANES
Item No. 45986 • Standard Pack: 12 • \$18.00



VEHICLE ASSORTMENT
(bus, car, ambulance, fire trucks)
Item No. 45987 • Standard Pack: 12 • \$15.00



PLATFORM FENCE with GATE
Item No. 45991 • Standard Pack: 12 • \$12.50



COVERED BRIDGE
Item No. 45992 • Standard Pack: 12 • \$18.00

Some models on these pages have been weathered and painted for illustration purposes.



White Pass & Yukon

NEW

LIMITED
EDITION

Item No. 90059 • Standard Pack: 1 • \$425.00

Born out of the Klondike Gold Rush of the late 19th Century, the White Pass & Yukon line has ably handled freight and passenger traffic for more than 100 years. Today, the WP & Y thrives as a heritage railway, allowing tourists close-up views of spectacular Alaskan scenery. This ready-to-run electric train set comes complete with an Anniversary Edition 4-6-0 steam locomotive (with operating headlight, smoke, speed-synchronized sound, metal wheels, siderods, and detail parts), coal tender, combine and observation car with metal wheels, 32 running feet of track that can build up to a giant 12' x 6' oval, engineer and fireman figures, power pack and speed controller, and illustrated instruction manual.



The Original
BACHMANN BIG HAULERS

With its operating headlight, smoke, and speed-synchronized sound, the 4-6-0 has long served as the backbone of our Large Scale line, providing motive power to Bachmann *Big Haulers*® sets for over a decade. With more than 1 million sold, the 4-6-0 has helped bring the hobby of model railroading to people all around the world.

In 2000, a 10th Anniversary Edition of the intrepid 4-6-0 was first introduced as a separate-sale item, equipped with the latest drive mechanism, metal siderods, and numerous separate detail parts. Nicknamed the “Annie” by posters on the “Ask the Bach Man” message board at www.bachmanntrains.com, the Anniversary Edition 4-6-0 continues to be a top seller. This year, Bachmann is pleased offer two giant-sized limited edition sets featuring this excellent performer and mainstay in the Bachmann Large Scale line, the *White Pass & Yukon* and the *Wonderland Flyer*.

The *White Pass & Yukon* features an Anniversary Edition 4-6-0 steam locomotive, coal tender, combine and observation cars, plus 32 running feet of track that can build up to a giant 12' x 6' oval. Featuring 32 running feet of track as well is the *Wonderland Flyer*, which also includes an Anniversary Edition 4-6-0 steam locomotive, coal tender, box car, gondola with presents, and passenger car. Visit your local hobby retailer to learn more about these limited edition train sets and Bachmann's complete line of model railroading products!

ENGLISH • FRENCH
PACKAGE!



ALL SETS ARE READY TO RUN AND PROTECTED BY BACHMANN'S EXCLUSIVE LIFETIME LIMITED WARRANTY.



32 Running Feet of Track Can Build from a 4'3" Circle to a GIANT 12' x 6' Oval



Speed Controller with Plug-In Wiring




DVD Format Video Instructions

Tweetsie Railroad

Item No. 90033 • Standard Pack: 1 • \$399.00

Originally carrying passengers through the Blue Ridge mountains from Johnson City, Tennessee to Boone, North Carolina was the East Tennessee & Western North Carolina Railroad (ET&WNC). Operating today and listed on the National Register of Historic Places, you'll understand this train's nickname when you hear the "Tweetsie's" whistle echoing across the valleys of the Blue Ridge. This *Tweetsie Railroad* train set comes complete with a 4-6-0 steam locomotive (with operating headlight, smoke and speed-synchronized sound), coal tender, flat car with logs, box car, combine with operating door and lighted interior, and engineer and fireman figures. Also included are an 8'2" x 4'3" oval of track (20 pieces), power pack and speed controller, illustrated "Bach Man" instruction manual, and DVD format video instructions.



ALL SETS ARE READY TO RUN AND PROTECTED BY BACHMANN'S EXCLUSIVE LIFETIME LIMITED WARRANTY.
Note: Sound system and passenger car lights (if applicable) require one 9V battery each for operation. Batteries are not included.




Wonderland Flyer



Item No. 90047 • Standard Pack: 1 • \$450.00

From the locomotive to the caboose, this freight train set is brimming with holiday railroading fun! The limited edition *Wonderland Flyer* features an Anniversary Edition 4-6-0 steam locomotive (with operating headlight, realistic smoke, speed-synchronized steam sound, metal wheels, siderods, and detail parts), coal tender, box car, gondola with presents, passenger car with interior lights, six candy-stripe crossbucks, Santa figure, 32 running feet of track that can build up to a giant 12' x 6' oval, power pack and speed controller with plug-in wiring, and DVD format video instructions.



Speed Controller
with Plug-In Wiring



DVD Format
Video Instructions

Night Before Christmas™

Item No. 90037 • Standard Pack: 1 • \$345.00

Perhaps there is no other gift more fun to find under the Christmas tree than a brand new train. Delivering its promise of magic and delight is the *Night Before Christmas* train set. The *Night Before Christmas* comes complete with a 4-6-0 steam locomotive (with operating headlight, smoke and speed-synchronized sound), tender with coal load, gondola, bobber caboose, and Santa figure. Also included are a 5'4" x 4'3" oval of track (14 pieces), power pack and speed controller, illustrated "Bach Man" instruction manual, and DVD format video instructions.




North Pole Special

Item No. 90044 • Standard Pack: 1 • \$399.00

The holidays just aren't complete without a train under the tree, and making sure there's plenty of cheer for everyone is the *North Pole Special*. Our exclusively-named North Pole & Southern Railway magically transports its precious cargo of Christmas gifts around the world, delivering with them the happiness and hope the season brings. This *North Pole Special* set comes complete with a 4-6-0 steam locomotive (with operating headlight, smoke and speed-synchronized sound), coal tender, North Pole & Southern flat car, Christmas box car, Season's Greetings combine with lighted interior, engineer and fireman figures, 8'2" x 4'3" oval of track (20 pieces), power pack and speed controller, illustrated "Bach Man" instruction manual, and DVD format video instructions.




ALL SETS ARE READY TO RUN AND PROTECTED BY BACHMANN'S EXCLUSIVE LIFETIME LIMITED WARRANTY.
Note: Sound system and passenger car lights (if applicable) require one 9V battery each for operation. Batteries are not included.



Speed Controller with Plug-In Wiring



DVD Format Video Instructions



Speed Controller with Plug-In Wiring



DVD Format Video Instructions



Speed Controller
with Plug-In Wiring



DVD Format
Video Instructions

Bachmann Brothers Big Top

Item No. 90049 • Standard Pack: 1 • \$345.00

Visible from afar, it's the big top tent that calls "children of all ages" to the circus grounds. Inspiring fantastic dreams of the sights and sounds within, our *Bachmann Brothers Big Top* recalls circus memories of a bygone era. A great starter set for beginners and collectors alike, this ready-to-run set comes complete with a 4-6-0 steam locomotive (with operating headlight, smoke and speed-synchronized sound), coal tender, stock car with zebra, bobber caboose, 5'4" x 4'3" oval of track (14 pieces), power pack and speed controller, illustrated instruction manual, and DVD format video instructions.



ALL SETS ARE READY TO RUN AND PROTECTED BY BACHMANN'S EXCLUSIVE LIFETIME LIMITED WARRANTY.

Note: Sound system and passenger car lights (if applicable) require one 9V battery each for operation. Batteries are not included.



Mountaineer

Item No. 90048 • Standard Pack: 1 • \$390.00

Beginning construction in the mountains of post-Civil War Tennessee, the East Tennessee and Western North Carolina Railroad Company was known locally as the “Eat Taters and Wear No Clothes” railroad. Narrow gauge operations began in 1881, and after nearly 60 years of operation, developing interstate highway systems and the torrential rains of 1940 worked to bring about the railroad’s demise. Following a series of purchases and acquisitions (singing cowboy Gene Autry once owned an ET & WNC

locomotive), the railroad was resurrected in 1956, going on to become one of North Carolina’s favorite travel attractions. Our *Mountaineer* passenger set comes complete with a 4-6-0 steam locomotive (with operating headlight, smoke, and speed-synchronized sound), coal tender, coach with lighted interior, and observation car with lighted interior. The set also includes an 8'2" x 4'3" oval of track (20 pieces), power pack and speed controller, illustrated “Bach Man” instruction manual, and DVD format video instructions.



Speed Controller
with Plug-In Wiring

DVD Format
Video Instructions



Silverado

Item No. 90050 • Standard Pack: 1 • \$390.00

In the years following the Civil War, the wild west offered hope to a recovering nation. The Comstock Lode promised much-needed wealth to help fund the reconstruction of the Union, but a railroad was needed to carry passengers and freight from remote silver mines to the boomtowns that sprang up around them. The Virginia & Truckee Railroad Company answered the call with trains like our *Silverado*. This ready-to-run electric train set comes complete with a 4-6-0 steam locomotive (with operating headlight, smoke, and speed-synchronized sound), tender with wood load, combine with operating door and lighted interior, observation car with lighted interior and drumhead, 8'2" x 4'3" oval of track (20 pieces), power pack and speed controller, illustrated instruction manual, and DVD format video instructions.



Pioneer

Item No. 90055 • Standard Pack: 1 • \$340.00

Exploring the seemingly endless vistas of an expanding country, the steadfast *Pioneer* hauls the freight to build a nation. Our *Pioneer* train set comes complete with a 4-6-0 steam locomotive (with operating headlight, smoke, and speed-synchronized sound), coal tender, reefer, bobber caboose, 5'4" x 4'3" oval of track (14 pieces), power pack and speed controller, illustrated "Bach Man" instruction manual, and DVD format video instructions.



ALL SETS ARE READY TO RUN AND PROTECTED BY BACHMANN'S EXCLUSIVE LIFETIME LIMITED WARRANTY.
Note: Sound system and passenger car lights (if applicable) require one 9V battery each for operation. Batteries are not included.



Speed Controller with Plug-In Wiring

DVD Format Video Instructions




Speed Controller with Plug-In Wiring

DVD Format Video Instructions

Summit Pass

Item No. 90056 • Standard Pack: 1 • \$340.00

Bachmann's exclusive Glenbrook Valley Railroad expands into large scale with this ready-to-run electric train set. Your mountain towns and riverside villages need supplies in order to grow, and our *Summit Pass* delivers excitement for all! The *Summit Pass* comes complete with a 4-6-0 steam locomotive (with operating headlight, smoke, and speed-synchronized sound), wood tender, reefer, bobber caboose, 5'4" x 4'3" oval of track (14 pieces), power pack and speed controller, illustrated "Bach Man" instruction manual, and DVD format video instructions.



Durango & Silverton - Freight

Item No. 90057 • Standard Pack: 1 • \$340.00



After founding the town of Durango, Colorado in 1880, the Denver & Rio Grande Railway began construction of a rail line the following year that connected their new community to nearby Silverton. Designed primarily to haul gold and silver from the San Juan Mountains, it is estimated that more than \$300 million in precious metals have traveled the line throughout its history.

This *Durango & Silverton Freight* set comes complete with a 4-6-0 steam locomotive (with operating headlight, smoke, and speed-synchronized sound), coal tender, box car, bobber caboose, 5'4" x 4'3" oval of track (14 pieces), power pack and speed controller, illustrated "Bach Man" instruction manual, and DVD format video instructions.



ALL SETS ARE READY TO RUN AND PROTECTED BY BACHMANN'S EXCLUSIVE LIFETIME LIMITED WARRANTY.

Note: Sound system and passenger car lights (if applicable) require one 9V battery each for operation. Batteries are not included.



Speed Controller with Plug-In Wiring



DVD Format Video Instructions



Speed Controller with Plug-In Wiring



DVD Format Video Instructions

Durango & Silverton - Passenger

Item No. 90058 • Standard Pack: 1 • \$390.00

Built originally as a mining line, the scenic value of the *Durango & Silverton* was quickly recognized in passenger service. After surviving natural disasters, wars, and financial instability, a determined staff (and starring roles in several Hollywood movies) promoted the tourism that ensures the line's survival to this day. Now recognized as a National Historic Landmark and a National Historic Civil Engineering Landmark, the *Durango & Silverton* continues to provide year-round tourist service. Our *Durango & Silverton Passenger* set comes complete with a 4-6-0 steam locomotive (with operating headlight, smoke, and speed-synchronized sound), coal tender, coach with lighted interior, observation car with lighted interior, 8'2" x 4'3" oval of track (20 pieces), power pack and speed controller, illustrated instruction manual, and DVD format video instructions.



Pennsylvanian

Item No. 90082 • Standard Pack: 1 • \$390.00

Recognized as "the Standard Railroad of America," the Pennsylvania Railroad earned the distinction of being the largest railroad in the world for much of its 122-year history. Modeled after a typical passenger train of the early twentieth century, the mighty *Pennsylvanian* serves passengers north, south, east, and west of your imagination. This ready-to-run electric train set comes complete with a PRR green 4-6-0 steam locomotive (with operating headlight, smoke, and speed-synchronized sound), coal tender, Tuscan red coach with lighted interior, observation car with lighted interior and drumhead, 8'2" x 4'3" oval of track (20 pieces), power pack and speed controller, illustrated "Bach Man" instruction manual, and DVD format video instructions.



ALL SETS ARE READY TO RUN AND PROTECTED BY BACHMANN'S EXCLUSIVE LIFETIME LIMITED WARRANTY.
Note: Sound system and passenger car lights (if applicable) require one 9V battery each for operation. Batteries are not included.



Speed Controller
with Plug-In Wiring



DVD Format
Video Instructions



Speed Controller
with Plug-In Wiring



DVD Format
Video Instructions

Anniversary Edition 4-6-0 Steam Locomotive


Standard Pack: 1 • \$330.00 each

With its operating headlight, smoke, and speed-synchronized sound, the 4-6-0 has long served as the backbone of our Large Scale line, providing motive power to Bachmann *Big Haulers*® sets for over a decade. With more than 1 million sold, the 4-6-0 has helped bring the hobby of model railroading to people around the world.


Nicknamed the “Annie” by posters on the “Ask the Bach Man” message board at www.bachmanntrains.com, we’re happy to offer this special anniversary edition 4-6-0 Steam Locomotive. With the latest drive mechanism, metal siderods, and separate detail parts, including separate piping and all metal handrails, this 4-6-0 is a locomotive that Mr. Baldwin & Company would be proud to call their own.




DENVER & RIO GRANDE WESTERN™
Item No. 81088




EAST BROAD TOP
Item No. 81093



RIO GRANDE SOUTHERN™
Item No. 81094



SOUTH PACIFIC COAST™
Item No. 81095



WHITE PASS & YUKON
Item No. 81096




DENVER & RIO GRANDE™
Item No. 81097



EAST TENNESSEE & WESTERN NORTH CAROLINA
Item No. 81098

PAINTED UNLETTERED
(black; not shown)
Item No. 81099



STREET CARS

Standard Pack: 3



OPEN STREET CAR

With motorman and conductor figures, interior lighting, diode directional headlights, and flip-over seats.


Item No. 93938 • \$130.00



CLOSED STREET CAR

With motorman and conductor figures, interior lighting, and diode directional headlights.

Item No. 93939 • \$130.00



CHRISTMAS STREET CAR with SANTA


With Santa Claus motorman and elf conductor figures, interior lighting, and diode directional headlights.

Item No. 93941 • \$160.00

HAND CARS

These single, self-propelled cars feature skew-wound motors and all-gear drive. Each car and trailer can be uncoupled if desired.

Standard Pack: 6



HAND CAR, TRAILER, 3 FIGURES & TOOLS

Complete with three crew figures and an assortment of separately molded "track gang" tools.

Item No. 96201 • \$100.00



CHRISTMAS HAND CAR

Complete with Santa, two elves, presents, and a candy stripe crossbuck.

Item No. 96241 • \$115.00

1:20.3 SCALE ORE CARS

Standard Pack: 6 • \$42.00 each

Based on the side-dump cars named Large Scale Rolling Stock of the Year in *Model Railroader* magazine's Reader's Choice Awards, we offer three 1:20.3 scale ore cars. Two are upgraded versions of the original car, and the third is a V-Dump car. All cars feature metal underframes and are packed one to a box.



SIDE-DUMP CAR - BROWN
Item No. 92502



SIDE-DUMP CAR - BLACK
Item No. 92503



V-DUMP CAR
Item No. 92504

REEFER

Standard Pack: 6 • \$60.00 each



UNION PACIFIC®
(Tiffany)
Item No. 93201



SANTA FE
Item No. 93202



COLORADO & SOUTHERN
Item No. 93224



PAINTED UNLETTERED
Item No. 93270



All Bachmann Large Scale rolling stock is equipped with metal wheels

BILLBOARD REEFER

Standard Pack: 6 • \$63.00 each



JOHN HARVARD'S BREWHOUSE
Item No. 98682




BRICKTOWN BREWERY
Item No. 98684



RIVER HORSE BREWING CO.
Item No. 98685



KENNEBEC RIVER BREWERY
Item No. 98689



AMHERST BREWING COMPANY
Item No. 98690



RAMAPO VALLEY BREWERY
Item No. 98691




DOG FISH HEAD CRAFT BREWERY
Item No. 98692



DOG FISH HEAD IPA
(not shown)
Item No. 98695

LOG CARS

Standard Pack: 6 • \$60.00 each



FLAT CAR with LOGS
(painted unlettered)
Item No. 98470



SKELETON LOG CAR with LOGS
Item No. 98490



Winner — 1997
Model Railroader
Reader's Choice
Award for
"Large Scale
Rolling Stock
of the Year"

STOCK CAR

Standard Pack: 6 • \$60.00 each



UNION PACIFIC®
Item No. 98101




DENVER & RIO GRANDE WESTERN™
Item No. 98118



EAST TENNESSEE
& WESTERN NORTH CAROLINA
Item No. 98120



COLORADO & SOUTHERN
Item No. 98124



REINDEER TRANSPORT CAR
(Christmas)
Item No. 98140



All Bachmann
Large Scale rolling stock
is equipped with
metal wheels

BOX CAR

Standard Pack: 6 • \$60.00 each



DENVER & RIO GRANDE WESTERN™
Item No. 93318



EAST TENNESSEE & WESTERN NORTH CAROLINA
Item No. 93320



GREAT CENTRAL
Item No. 93364



PAINTED UNLETTERED
Item No. 93370



PENNSYLVANIA RAILROAD
(Union Line)
Item No. 93368



All Bachmann Large Scale rolling stock is equipped with metal wheels



WHITE PASS & YUKON
(not shown)
Item No. 93319



COLORADO & SOUTHERN
(not shown)
Item No. 93324



EAST BROAD TOP
(not shown)
Item No. 93330

TANK CAR


Standard Pack: 6 • \$64.00 each



WHITE PASS
Item No. 93419



TEXACO
Item No. 93432



TIDEWATER
Item No. 93433




QUAKER STATE
Item No. 93436



GRAMPS
Item No. 93445



UNION TANK LINES
Item No. 93465



PAINTED UNLETTERED - BLACK
Item No. 93470



PAINTED UNLETTERED - SILVER
Item No. 93473

GONDOLA

Standard Pack: 6 • \$60.00 each



NEW YORK CENTRAL®
Item No. 93705

PAINTED UNLETTERED
(black; not shown)
Item No. 93770



DENVER & RIO GRANDE WESTERN™
Item No. 93718



COLORADO & SOUTHERN
Item No. 93724


HOPPER

Standard Pack: 6 • \$60.00 each




SOUTHERN
Item No. 98204

PAINTED UNLETTERED
(red; not shown)
Item No. 98270



PEABODY
Item No. 98229



EAST BROAD TOP
with Vulcan trucks
Item No. 98230

WOOD ORE CAR

Standard Pack: 6 • \$60.00 each



PENNSYLVANIA
Item No. 98514



PAINTED UNLETTERED
Item No. 98570



All Bachmann
Large Scale rolling stock
is equipped with
metal wheels

1:20.3 SCALE 20' BOX CAR

Standard Pack: 6 • \$62.00 each



FLORENCE & CRIPPLE CREEK
Item No. 95344



PENNSYLVANIA RAILROAD
(Union Line)
Item No. 95368




PAINTED UNLETTERED
Item No. 95370

1:20.3 SCALE 20' FLAT CAR


Standard Pack: 6 • \$62.00 each



BALTIMORE & OHIO™
Item No. 95612



ELY-THOMAS
Item No. 95627



PAINTED UNLETTERED
Item No. 95670

1:20.3 SCALE 20' GONDOLA

Standard Pack: 6 • \$62.00 each



COLORADO & SOUTHERN
Item No. 95724



SOUTH PACIFIC COAST
(not shown)
Item No. 95728



VICTOR GOLD MINING
Item No. 95747



PAINTED UNLETTERED
Item No. 95770

8-WHEEL CABOOSE with CENTER CUPOLA & INTERIOR

Standard Pack: 6 • \$84.00 each



GREAT NORTHERN
Item No. 93811



EAST BROAD TOP
Item No. 93827



PAINTED UNLETTERED
Item No. 93870

LOGGING CABOOSE

Standard Pack: 6 • \$48.00



PAINTED UNLETTERED
Item No. 93170

BOBBER CABOOSE

Standard Pack: 6 • \$48.00 each



PENNSYLVANIA
Item No. 93114



WHITE PASS
Item No. 93119



**EAST TENNESSEE
& WESTERN NORTH CAROLINA**
Item No. 93120



RIO GRANDE SOUTHERN
Item No. 93142

BACHMANN BROTHERS CIRCUS CARS

Standard Pack: 4



PERFORMERS OBSERVATION CAR
Item No. 97381 • \$85.00

Material featured with tent car is decorative only; complete scale tent is not included.



TENT CAR
Item No. 98379 • \$85.00



POLE CAR
Item No. 98380 • \$85.00



FLAT CAR with BEAR and GORILLA WAGONS
Item No. 98381 • \$94.00



FLAT CAR with GIRAFFE and HIPPO WAGONS
Item No. 98382 • \$94.00



WATER TANK CAR
Item No. 98383 • \$75.00



ZEBRA STOCK CAR with ZEBRA
Item No. 98384 • \$75.00



CABOOSE
Item No. 98385 • \$53.00

JACKSON SHARP PASSENGER CARS with TRACK POWERED LIGHTING

Ride in style! These classic passenger cars feature track-powered interior lighting (except Baggage Car as per prototype) and metal handrails.

All cars Standard Pack: 4

Winner — 2000
Model Railroader
Reader's Choice
Award for
"Large Scale
Rolling Stock
of the Year"



COACH
East Tennessee & Western North Carolina
Item No. 89291 • \$85.00



COMBINE
East Tennessee & Western North Carolina
Item No. 89292 • \$85.00



FULL BAGGAGE
East Tennessee & Western North Carolina
Item No. 89293 • \$85.00




OBSERVATION
East Tennessee & Western North Carolina
Item No. 89294 • \$95.00



COACH - LAKE FRASER
White Pass & Yukon
Item No. 89391 • \$85.00



COMBINE
White Pass & Yukon
Item No. 89392 • \$85.00



FULL BAGGAGE
White Pass & Yukon
Item No. 89393 • \$85.00



OBSERVATION
White Pass & Yukon
Item No. 89394 • \$95.00

JACKSON SHARP PASSENGER CARS
with TRACK POWERED LIGHTING (continued)

All cars Standard Pack: 4

Winner — 2000
Model Railroader
Reader's Choice
Award for
"Large Scale
Rolling Stock
of the Year"



NEW

COACH
East Broad Top
Item No. 89695 • \$85.00



COMBINE
East Broad Top
Item No. 89692 • \$85.00



FULL BAGGAGE
East Broad Top
Item No. 89693 • \$85.00



OBSERVATION
East Broad Top
Item No. 89694 • \$95.00



COACH
Denver & Rio Grande Western™
Item No. 89791 • \$85.00



COMBINE
Denver & Rio Grande Western™
Item No. 89792 • \$85.00



FULL BAGGAGE
Denver & Rio Grande Western™
Item No. 89793 • \$85.00




OBSERVATION
Denver & Rio Grande Western™
Item No. 89794 • \$95.00



ROLLING STOCK KITS

Standard Pack: 6

Build your own freight line or kitbash the rolling stock of your dreams with these large scale kits. Metal wheels; other parts molded in gray plastic.



**COACH with TRACK
POWERED LIGHTING**
Item No. 89491 • \$65.00

BOX CAR
Item No. 98911 • \$53.00

GONDOLA
Item No. 98915 • \$53.00



**COMBINE with TRACK
POWERED LIGHTING**
Item No. 89492 • \$65.00

REEFER
Item No. 98912 • \$53.00

FLAT CARS
(2 per box)
Item No. 98916 • \$53.00



FULL BAGGAGE
Item No. 89493 • \$55.00

TANK CAR
Item No. 98913 • \$53.00

BOBBER CABOOSSES
(2 per box; 2 flat roofs & 2 cupola roofs)
Item No. 98917 • \$53.00




**OBSERVATION with TRACK
POWERED LIGHTING**
Item No. 89494 • \$65.00

HOPPER
Item No. 98914 • \$53.00

8-WHEEL CABOOSE
with INTERIOR
Item No. 98918 • \$65.00

METAL WHEEL SETS (4 per card)

Standard Pack: 6 • \$18.50 each



LARGE
31.0 mm
Item No. 92421



SMALL
24.5 mm
Item No. 92422

LARGE SCALE E-Z RIDERS™

Standard Pack: 6



with BALL-BEARING ROLLERS (4 per pack)
Item No. 92423 • \$50.00



without BALL-BEARING ROLLERS (4 per pack)
Item No. 92424 • \$25.00


FIGURES

Standard Pack: 12 • \$5.50 each



- CONDUCTOR
- SEATED FIGURE
- STATION AGENT with HAT & COAT
- FOREMAN
- BRAKEMAN with LANTERN
- FIREMAN with SHOVEL

- Item No. 92311
- Item No. 92312
- Item No. 92313
- Item No. 92314
- Item No. 92315
- Item No. 92316



TELEPHONE POLES
(12 per box)

Item No. 92200 • Standard Pack: 12 • \$11.00



- SEATED ENGINEER
- MOTORMAN with BLUE UNIFORM
- CONDUCTOR with BLUE UNIFORM
- POSEABLE MAN with BOWLER HAT
- POSEABLE MAN with CAP

- Item No. 92331
- Item No. 92332
- Item No. 92333
- Item No. 92341
- Item No. 92342



TRACK TOOLS

Item No. 92411 • Standard Pack: 12 • \$6.00

SANTA

Standard Pack: 12 • \$2.00 each



SANTA with PRESENTS
Item No. 92321



Standard Pack: 12 • \$6.00 each

- TWO CHICKEN CRATES
- SIX MILK CANS (two styles)
- TWO LARGE SHIPPING CRATES
- TWO SMALL SHIPPING CRATES
- FOUR BARRELS
- ONE TRUNK
- ONE HAND TRUCK

- Item No. 92412
- Item No. 92413
- Item No. 92414
- Item No. 92415
- Item No. 92416
- Item No. 92417
- Item No. 92418




MANUAL TURNOUTS


Standard Pack: 12 • \$35.00 each



LEFT-HAND
Item No. 94351



RIGHT-HAND
Item No. 94352




90 DEGREE CROSSING
Item No. 94358 • Standard Pack: 12 • \$41.00



TRACK BY THE BOX • Standard Pack: 12
 Item No. 94501 **CURVED** (4 pieces per box) \$27.00
 Item No. 94511 **STRAIGHT** (4 pieces per box) \$27.00


TRACK BY THE CARTON • Standard Pack: 1
 Item No. 94601 **CURVED** (50 pieces per carton) \$229.00
 Item No. 94611 **STRAIGHT** (50 pieces per carton) \$229.00



BUMPERS
(2 per box)
Item No. 94690 • Standard Pack: 6 • \$15.00

CROSSING GATE


Item No. 96214 • Standard Pack: 4 • \$38.00



KNUCKLE COUPLERS

Standard Pack: 12

Item No. 92419 **ONE PAIR** \$5.00
 Item No. 92420 **SIX PAIRS** \$19.00





Spectrum[®]

HO Scale • N Scale • On30 Scale • Large Scale



Set Design and Photography by Ken Patterson



shown on pages 147-151

Working closely with SoundTraxx®, Bachmann is pleased to introduce engines equipped with Tsunami® DCC sound technology. With offerings in HO, On30, and Large Scale, model railroads will come to life with an extensive range of sound effects and DCC functions. Plus, the dual-mode decoders work on both DC and DCC layouts automatically, without any internal switching or user modification.

Decoder features include:

- 16-bit sound processor
- several versions, each containing a unique suite of sounds, including whistles, bells, chuffs, and much more
- complete DCC functions
- automatic dual-mode operation for use on both DC and DCC layouts
- short, extended, and advanced consisting addressing modes
- paged, register, direct, and operations-mode programming
- extensive range of CVs

Spectrum®

Tsunami®

HO
SCALE

Norfolk & Western 4-8-4 Class J

Standard Pack: 6 • \$325.00



PASSENGER VERSION #606 (1950s)
Item No. 83902



PASSENGER VERSION #612 (1950s)
Item No. 83903



RAILFAN #611 (1981-1993)
Item No. 83904

HO
SCALE

USRA Light 2-10-2

Standard Pack: 6 • \$345.00



PAINTED UNLETTERED
Item No. 83801



SOUTHERN #5216
Item No. 83802



DM & IR #506
Item No. 83803



SEABOARD® #2489
Item No. 83804

HO
SCALE

USRA Heavy Mountain 4-8-2

Standard Pack: 6 • \$310.00



CHESAPEAKE & OHIO® J2 #544 with VANDERBILT TENDER
Item No. 84202



NORFOLK & WESTERN #118
Item No. 84203



SOUTHERN PACIFIC® #4361 with HICKEN TENDER
Item No. 84204

HO
SCALE

K4 4-6-2 Pacific

Standard Pack: 6 • \$270.00



PENNSYLVANIA MULTISTRIPE (1920s)
(Brunswick green)
Item No. 84402



POST-WAR PENNSYLVANIA #1361
(with modern pilot)
Item No. 84403



PRE-WAR PENNSYLVANIA #5442
(with slat pilot)
Item No. 84404



HO
SCALE

2-10-0 Russian Decapod

Standard Pack: 6 • \$290.00



SANTA FE #2552
Item No. 84302



WESTERN MARYLAND® #1107
Item No. 84303

HO
SCALE

Baldwin 2-8-0 Consolidation

Standard Pack: 6 • \$275.00



PAINTED UNLETTERED
Item No. 84501



BALTIMORE & OHIO® #2788
Item No. 84502



SOUTHERN #721
Item No. 84503



WESTERN MARYLAND® #744
Item No. 84504



SANTA FE #2528
Item No. 84505

On30
SCALE

On30 Forney (Baldwin) 2-4-4

Standard Pack: 6 • \$400.00



OUTSIDE FRAME
SANDY RIVER & RANGELY LAKE #12
Item No. 25494



INSIDE FRAME
SANDY RIVER & RANGELY LAKE #11
Item No. 25495



OUTSIDE FRAME
PAINTED UNLETTERED
Item No. 25498



INSIDE FRAME
PAINTED UNLETTERED
Item No. 25499

Large
SCALE

1:20.3 Large Scale 55 Ton Three-Truck Shay




Standard Pack: 1 • \$1200.00



LITTLE RIVER LUMBER CO. #2147
Item No. 82697



WEST SIDE LUMBER CO. #4
Item No. 82698



PAINTED, UNLETTERED
(black with red & white trim)
Item No. 82699

The Cavalier



Item No. 01311 • Standard Pack: 3 • \$365.00

Primarily known for its coal hauling operations, the Norfolk and Western Railroad ventured into passenger service with trains such as the *Cavalier*. Traveling between Cleveland and Norfolk, passengers enjoyed the journey in comfort and ease as they raced along the rails. This set represents the *Cavalier* as it appeared in the steam era.

Features include:

- Class J 4-8-4 locomotive with tender and operating headlight
- DCC-equipped for speed, direction, and lighting
- combine with interior lighting
- coach with interior lighting
- observation car with interior lighting
- 63" x 45" oval of nickel silver *E-Z Track*®, including 16 pieces of 22" radius curved track, 3 pieces straight track, and 1 plug-in terminal railer
- power pack and speed controller
- DVD format video with assembly instructions



UNION PACIFIC®
Item No. 01306


The Explorer



Standard Pack: 3 • \$345.00

As steam trains made their way over the rails, they explored an ever-changing landscape. Each day brought new adventures and new excitement! This *Explorer* train set comes complete with Bachmann's exclusive *E-Z Track*® snap-fit track and roadbed system, plus:

- Baldwin 2-8-0 locomotive with tender and operating headlight
- DCC-equipped for speed, direction, and lighting
- combine with interior lighting
- coach with interior lighting
- observation car with interior lighting
- 63" x 45" oval of nickel silver *E-Z Track*® including 16 pieces of 22" radius curved track, 3 pieces straight track, and 1 plug-in terminal railer
- power pack and speed controller
- DVD format video with assembly instructions



The Baldwin 2-8-0 locomotives in *The Explorer* train sets were voted "1998 Product of the Year" by the readers of *Model Railroader* magazine.






63" x 45"
Oval

ALL PRODUCTS ON THESE PAGES
EQUIPPED WITH BODY-MOUNTED
E-Z MATE® MARK II COUPLERS

63" x 45"
Oval



NEW YORK CENTRAL®
Item No. 01307



SANTA FE
Item No. 01308

The Continental™



Item No 01312 • Standard Pack: 3 • \$310.00

Business and leisure passengers near and far arrive in style aboard the mighty *Continental*. Representative of Amtrak trains in service throughout the United States, the *Continental* train set comes complete with Bachmann's exclusive *E-Z Track*® snap-fit track and roadbed system, plus:

- Amtrak Phase IV F40PH locomotive with strobe lights
- DCC-equipped for speed, direction, and lighting
- two Amtrak Phase IV Amfleet coaches with lighted interiors
- Amtrak Phase IV Amfleet café car with lighted interior
- 63" x 45" oval of nickel silver *E-Z Track*®, including 16 pieces 22" radius curved track, 3 pieces 9" straight track, and 1 plug-in terminal railer
- power pack and speed controller
- DVD format video with assembly instructions



UNION PACIFIC®
Item No. 01301

The Frontiersman



Standard Pack: 3 • \$295.00

These *Frontiersman* freight sets come complete with Bachmann's exclusive *E-Z Track*® snap-fit track and roadbed system, plus:

- Baldwin 2-8-0 locomotive with tender and operating headlight
- DCC-equipped for speed, direction, and lighting
- open quad hopper
- plug-door box car
- extended-vision caboose
- 56" x 38" oval of nickel silver *E-Z Track*® including 12 pieces of curved track, 3 pieces straight track, and 1 plug-in terminal railer
- power pack and speed controller
- DVD format video with assembly instructions



The Baldwin 2-8-0 locomotives in *The Frontiersman* train sets were voted "1998 Product of the Year" by the readers of *Model Railroader* magazine.





ALL PRODUCTS ON THESE PAGES
EQUIPPED WITH BODY-MOUNTED
E-Z MATE® MARK II COUPLERS

63" x 45"
Oval

56" x 38"
Oval



WESTERN MARYLAND®
Item No. 01302



SOUTHERN
Item No. 01303

Acela® Express Set

Item No. 01202 • Standard Pack: 1 • \$370.00

The high-speed passenger train that revolutionized rail travel comes to layouts everywhere courtesy of Bachmann Industries. As an official Amtrak licensee of the *Acela Express* train, we're proud to present this model in our award-winning *Spectrum®* line. Our *Acela Express* features the latest in technology and tool making, and its powerful locomotive can reach scale speeds of 150 mph or more. The *Acela Express* set comes complete with: dual locomotives (one powered, one non-powered), a first class passenger car, business class passenger car, and Café Acela® car. Also included are a 22" radius, 63" x 45" nickel silver *E-Z Track®* oval, power pack and speed controller, and DVD format video with assembly instructions.



A typical Acela® Express consist includes: 2 Locomotives, 1 First Class, 1 Café Acela®, 1 End-Business and 3 Business Class Cars. For separate sale cars to make up this arrangement, see the listings below.

Acela® Express Locomotives and Passenger Cars

Standard Pack: 6

Acela® Express locomotives and passenger cars are available individually. Modelers can accurately duplicate Amtrak's standard eight-car, high-speed commuter train by adding additional passenger cars to the *Spectrum® Acela® Express* train set.

The separate-sale cars also allow you to build your own train one car at a time. Our separate locomotives and passenger cars have the same finescale details as the models in the ready-to-run set, and are part of our award-winning *Spectrum®* series.

Note: a typical Acela® Express train includes: 2 Locomotives, 1 First Class, 1 Café Acela®, 1 End-Business and 3 Business Class Cars.

For best performance and prototypical accuracy, the Acela® Express is recommended for use on curves with a minimum radius of 22 inches.



DUAL LOCOMOTIVES
(one powered, one non-powered)
Item No. 81949 • \$180.00



CAFÉ ACELA®
Item No. 89941 • \$48.00



FIRST CLASS
Item No. 89942 • \$48.00



BUSINESS CLASS
Item No. 89943 • \$48.00



END-BUSINESS CLASS
Item No. 89944 • \$48.00





Locomotive features:

- interior selector switch for choice between rail or pantograph operation
- die-cast gear towers and chassis
- 5 pole, skew-wound, precision balanced motor
- working directional headlights, ditch lights, and markers
- operating doors
- DCC ready

Passenger Car features:

- tilting chassis to travel smoothly around curves at high speeds
- flush windows
- lighted interiors
- blackened RP25 wheels
- photo-etched, blackened brass inserts on air ducts
- finescale interior detail, including passenger seats and tables

Acela® HHP-8

Standard Pack: 6 • \$158.00

Beginning regional service in 2002, high horsepower (HHP-8) locomotives were built to extend the range of Amtrak's fleet of high-speed passenger trains. Our HO scale model of this double-ended powerhouse is equipped with the same proven drive train found in our Acela® locomotive.

Features include:

- DCC ready
- interior selector switch for choice between rail or pantograph operation
- die-cast gear towers and chassis
- 5-pole, skew wound motor
- directional headlights, ditchlights, and markers
- operating doors



BODY-MOUNTED E-Z MATE® MARK II COUPLERS



HHP-8 #655
Item No. 83003



HHP-8 #650
Item No. 83004



HHP-8 #664
Item No. 83005



EMD F40PH

Standard Pack: 6 • \$105.00

Introduced in the mid-1970s, EMD's F40PH was the backbone of Amtrak's passenger lines nationwide, with more than 400 locomotives in service at the peak of its run. As technology advanced, Amtrak's roster of F40PH diesels were sold to railroads throughout North America, where a few remain in service today.

Features include:

- DCC ready
- 5-pole, skew wound motor with hardened carbon brushes
- 8-wheel drive
- dual flashing electronic strobes (per prototype)
- die-cast chassis
- finescale detail parts including metal grab irons, windshield wipers, horns, and coils
- open fans with blades
- prototypically accurate Blumberg M truck design
- lighted number boards
- RP25 metal wheels
- *E-Z Mate*® Mark II couplers



**ALL PRODUCTS ON THESE PAGES
EQUIPPED WITH BODY-MOUNTED
E-Z MATE® MARK II COUPLERS**



AMTRAK PHASE II
with strobe lights
Item No. 87023



AMTRAK PHASE III
with strobe lights
Item No. 87024



AMTRAK PHASE IV
with strobe lights
Item No. 87025



NJ TRANSIT
Item No. 87026





2-8-2 SY Mikado

Standard Pack: 6 • \$335.00

Built according to American standards by China's Tangshan Locomotive Works in 1989, the 2-8-2 SY Mikado is a rare treat in modern times, seen in freight and fan-trip service today. Bachmann is pleased to present prototypical steam to modern-era modelers with the DCC-Equipped HO scale 2-8-2. Featuring Bachmann's DCC On Board technology, this *Spectrum*® model allows modelers to control speed, direction, and lighting functions with Bachmann's *E-Z Command*® DCC system or any NMRA/NEM-compliant DCC controller.

Features include:

- DCC-equipped for speed, direction, and lighting
- skew-wound motor
- box pock drivers
- reduction gear boxes
- modern steel cab with full interior



PAINTED UNLETTERED
Item No. 83211



SUSQUEHANNA
Item No. 83212

EMC Gas Electric Doodlebug Locomotive with Trailer Coach



Standard Pack: 6 • \$180.00

First manufactured during the Great Depression, the EMC Gas Electric kept railroads in the passenger business through World War II. With a combine section and large passenger compartment in the locomotive itself, the Doodlebug provided extremely economical commuter and mainline service into the 1960s. Its efficiency made it popular throughout the United States and around the world.

EMC Gas Electric features include:

- DCC equipped for speed, direction, and lighting (8-pin NMRA plug)
- 5-pole skew wound motor
- flywheel drive
- die-cast gear box
- die-cast chassis
- bronze bearing
- directional headlight
- lighted interior with seating details
- operating baggage doors on locomotive

- *E-Z Mate*® Mark II couplers
- RP25 wheel contours
- finescale detail parts

72' trailer coach features include:

- full, lighted interior
- all-wheel electrical pickup
- rubber diaphragms
- die-cast trucks
- *E-Z Mate*® Mark II couplers



PAINTED UNLETTERED
(olive green)
Item No. 81421

BALTIMORE & OHIO®
(green; not shown)
Item No. 81422

BOSTON & MAINE
(maroon; not shown)
Item No. 81423

MARYLAND & PENNSYLVANIA #81
(not shown)
Item No. 81424

SEABOARD®
(not shown)
Item No. 81425

NEW YORK CENTRAL®
(not shown)
Item No. 81426



PAINTED UNLETTERED
(Wood Cab)
Item No. 81901



PAINTED UNLETTERED
(Steel Cab)
Item No. 81902



GREENBRIER & ELK RIVER #5
(Wood Cab)
Item No. 81903



ELY-THOMAS LUMBER CO. #2
(Wood Cab)
Item No. 81904



WEYERHAEUSER TIMBER #5 with OIL BURNER
(Steel Cab)
Item No. 81905

80 Ton, Three-Track Shay

Standard Pack: 6 • \$275.00

The Shay was one of the most unusual steam locomotives ever conceived. Designed to power your logging or mining operations, this standard gauge workhorse features a steel- or wood-style cab appropriate to prototype.

Features include:

- DCC ready
- directional lighting
- complete prototype drive train
- scale metal driveline
- precision sealed can motor with metal motor bearings
- separately applied stack, domes and cab
- separate detail parts, including bell, whistle, pop valves, cut levers, and handrails
- separate sanding lines
- detailed cab interior
- lighted firebox
- finescale deadwoods (pilot beams)
- operating piston rods and valve gears
- finescale brake rigging and double truss rods
- RP25 wheels with tapered spokes on locomotive and tender
- E-Z Mate® Mark II couplers



The readers of *Model Railroader* magazine voted our *Three Truck Shay* as 2000 "HO Locomotive of the Year" and 2000 "Product of the Year."



PAINTED UNLETTERED with OIL BURNER
(Steel Cab)
Item No. 81907

80 Ton, Three-Truck Shay

(continued)



ALL PRODUCTS ON THESE PAGES
EQUIPPED WITH BODY-MOUNTED
E-Z MATE® MARK II COUPLERS



W. M. RITTER LUMBER CO. #19
(Wood Cab)
Item No. 81908



WEST VIRGINIA PULP & PAPER #1
(Wood Cab)
Item No. 81909



Norfolk & Western Class J 4-8-4 Locomotive



Standard Pack: 6 • \$235.00

The *Class J 4-8-4* was the last mainline steam locomotive to run in the United States. Designed for optimum speed, the "J" once reached 115 mph during a land test until a hesitant engineer closed the throttle.

Features include:

- DCC-equipped for speed, direction, and lighting
- operating headlight
- separately applied metal parts
- alligator cross heads
- see-through frame
- RP25 wheels
- *E-Z Mate*® Mark II couplers



PASSENGER VERSION #610
Item No. 82121



RAILFAN VERSION #611
Item No. 82122



Norfolk & Western Class J 4-8-4 Freight Locomotive (with doghouse and auxiliary water tender)

Standard Pack: 6 • \$235.00


An auxiliary water tender transformed *N & W's* *Class J 4-8-4* into an efficient long-distance drag engine. Our model captures the imposing profile of this impressive locomotive.

Features include:

- DCC ready
- operating headlight
- separately applied metal parts
- alligator cross heads
- see-through frame
- RP25 wheels
- *E-Z Mate*® Mark II couplers



**ALL PRODUCTS ON THESE PAGES
EQUIPPED WITH BODY-MOUNTED
E-Z MATE® MARK II COUPLERS**



FREIGHT VERSION #603
(not shown)
Item No. 82104

FREIGHT VERSION #608
Item No. 82105



PAINTED UNLETTERED with USRA Long Tender
Item No. 82501



CHESAPEAKE & OHIO® J2 #543 with VC16 Tender
Item No. 82503



RICHMOND, FREDERICKSBURG & POTOMAC #517 with USRA Long Tender
Item No. 82505



ILLINOIS CENTRAL #2981 with USRA Long Tender
Item No. 82506

USRA 4-8-2 Heavy Mountain

Standard Pack: 6 • \$210.00

Built by Alco and Baldwin between 1918 and 1926, the *USRA 4-8-2 Heavy Mountain* steam locomotive was the faster, more powerful version of the USRA Light Mountain. Used for high speed passenger and freight service, the USRA Heavy Mountain's larger boiler helped power the locomotive over rough mountain terrain. We're pleased to offer models of this locomotive with prototypically accurate detail parts that make each roadname unique.

Features include:

- DCC ready
- glowing firebox
- precision can motor
- hidden drive train
- metal motor bearings
- balanced flywheel
- separately applied domes, stack, and cab
- die-cast detail parts including stanchions, bell, whistle, handrails, grab irons, cut levers, and flying pumps (accurate per prototype)
- metal piping and sanding lines
- flush cab window glazing
- lettered builders plate
- detailed cab interior
- painted crew figures
- all-metal valve gear with blackened or polished siderods (per prototype)
- die-cast driver spokes and counterweights
- RP25 metal wheels
- *E-Z Mate*® Mark II couplers



USRA Light 2-10-2



PAINTED UNLETTERED
(black; not shown)
Item No. 83301

Standard Pack: 6 • \$225.00

Also known as Santa Fe class locomotives, these brutes were typically employed in drag freight service. Used throughout the United States until the late 1950s, our models are representative of the 2-10-2 as it appeared in the middle- to late-steam era.

- DCC-equipped for speed, direction, and lighting
- die-cast boiler
- die-cast frame
- die-cast cylinders
- Southern or Walschaert valve gear per prototype
- tender style per prototype (with backup lights)
- separately applied detail parts
- *E-Z Mate*® Mark II couplers



CHICAGO & ILLINOIS MIDLAND #600
Item No. 83302

CHICAGO & ILLINOIS MIDLAND #603
(not shown)
Item No. 83303



SOUTHERN #5212
Item No. 83304

SOUTHERN #5224
(not shown)
Item No. 83305



DULUTH, MISSABE & IRON RANGE #508
Item No. 83306

DULUTH, MISSABE & IRON RANGE #511
(not shown)
Item No. 83307



CANADIAN NATIONAL #4202
Item No. 83308

CANADIAN NATIONAL #4209
(not shown)
Item No. 83309



SEABOARD® #2485
Item No. 83310

SEABOARD® #2491
(not shown)
Item No. 83311



KANSAS CITY SOUTHERN #220
Item No. 83312


KANSAS CITY SOUTHERN #223
(not shown)
Item No. 83313



PAINTED UNLETTERED
Item No. 81701



ATLANTIC COAST LINE® #8003
Item No. 81703



ERIE #2461
Item No. 81704



SEABOARD® #514
Item No. 81706



SUSQUEHANNA #2461
Item No. 81707



NASHVILLE, CHATTANOOGA & ST. LOUIS® #953 with CAP STACK
Item No. 81708

2-10-0 Russian Decapod

Standard Pack: 6 • \$170.00

With the advent of the Bolshevik Revolution in 1917, the Baldwin Locomotive Works was forced to stop shipment of more than one hundred 2-10-0 locomotives originally bound for Czarist Russia. These "orphan" locomotives later found homes with American railroad companies and helped relieve a scarcity of motive power following World War I. Faithful to detail, each roadname of this *Spectrum*® model has been customized per prototype.

Features include:

- DCC ready
- operating headlight
- completely hidden drive train
- belt/flywheel drive
- 5-pole precision sealed can motor
- precision balanced brass flywheel
- metal motor bearings
- separately applied stack, domes, and cab
- metal detail parts, including bell, whistle, pop valves, cut levers, handrails, and stanchions
- separate sanding lines
- highly detailed cab interior
- fully painted crew figures
- siderods blackened per prototype
- rust colored, magnetically operated *E-Z Mate*® knuckle couplers in front and rear
- die-cast, finescale driver spokes

Tender features:

- hand-tooled coal load
- detailed coal boards
- metal handrails
- detailed underframe
- all-wheel electrical pickup



**ALL PRODUCTS ON THESE PAGES
EQUIPPED WITH BODY-MOUNTED
E-Z MATE® MARK II COUPLERS**



K4 4-6-2 Pacific

Standard Pack: 6 • \$155.00

Built by the Pennsylvania Railroad in the early Twentieth Century, the *K4 4-6-2 Pacific*s went through numerous modifications and improvements during their many years of service. The *Spectrum*® Pre-War *K4* models, based on a World War I-era prototype, feature distinctive “chicken coop” slat pilots, while the Post-War versions are equipped with modern pilots.

Features include:

- DCC ready
- operating headlight
- 5-pole skew wound motor
- all-metal chassis
- blackened metal wheels and siderods
- all-metal wheels with RP25 contours
- die-cast trailing truck
- painted engineer and fireman figures
- metal cut levers
- separately applied parts, including injectors, pump, and piping
- *E-Z Mate*® Mark II couplers front and rear



ALL PRODUCTS ON THESE PAGES
EQUIPPED WITH BODY-MOUNTED
E-Z MATE® MARK II COUPLERS

POST-WAR with MODERN PILOT

PENNSYLVANIA #3750
(not shown)
Item No. 84013

PENNSYLVANIA #1361
Item No. 84014



PRE-WAR with SLAT PILOT

PENNSYLVANIA #5448
Item No. 84113

PENNSYLVANIA #5475
(not shown)
Item No. 84114




Baldwin 4-6-0 Ten Wheeler

Standard Pack: 6 • \$175.00

The 4-6-0 *Ten Wheeler* was a standard addition to most early Twentieth Century railroads. Much like the 2-8-0 Consolidation, the 4-6-0 was a go-anywhere, do-anything locomotive that carried freight and passenger cars, and was also used for industrial applications. Our model replicates a "catalog standard" Baldwin locomotive built between 1905 and 1910, representing both 52-inch and 63-inch driver prototypes. The 4-6-0s were utilized throughout the steam era, with some locomotives seeing use in the American South as late as the 1950's.

Features include:

- DCC ready
- 52-inch and 63-inch driver versions (per prototype)
- tender style varies with driver diameter
- all-metal Walschaert valve gear
- operating headlight
- finescale metal detail parts including separately applied bell, whistle, domes, and piping
- detailed backhead
- RP25 metal wheels
- *E-Z Mate*® Mark II couplers on front and rear



PAINTED UNLETTERED

(52" drivers; black)

Item No. 82301



MARYLAND & PENNSYLVANIA #27

(52" drivers)

Item No. 82302



PAINTED UNLETTERED

(63" drivers)

Item No. 82307



Richmond 4-4-0 American - Modern

Standard Pack: 6 • \$240.00



Before competition with Baldwin and other larger manufacturers forced the hands of smaller locomotive builders to merge and form Alco, the Richmond Locomotive Works offered this "state-of-the-art" 4-4-0 beginning in the early 1900s. Employed in main line and short mixed passenger service until as late as the mid-twentieth century, this thoroughly modern American was equipped with cutting-edge technology, such as air brakes, knuckle couplers, and a tapered boiler for improved steam efficiency.

Features include:

- DCC-equipped for speed, direction, and lighting (8-pin plug)
- die-cast boiler, chassis, and frame
- cog V-belt drive
- operating headlight
- all-metal Walschaert valve gear
- finescale metal detail parts including separately applied bell, whistle, domes, and piping
- detailed backhead
- RP25 metal wheels
- *E-Z Mate*® Mark II couplers on front and rear



PAINTED UNLETTERED with WOOD CAB
Item No. 83401



PAINTED UNLETTERED with STEEL CAB
Item No. 83402



MARYLAND & PENNSYLVANIA #4 with WOOD CAB
Item No. 83403



MARYLAND & PENNSYLVANIA #6 with STEEL CAB
Item No. 83405



MARYLAND & PENNSYLVANIA #5 with WOOD CAB
Item No. 83404



SOUTHERN
Item No. 83406

Richmond 4-4-0 American - Modern

(continued)



MAINE CENTRAL
Item No. 83407



SEABOARD®
Item No. 83408



RUSSIA IRON and PINSTRIPES with WOOD CAB
Item No. 83409



ALL PRODUCTS ON THESE PAGES
EQUIPPED WITH BODY-MOUNTED
E-Z MATE® MARK II COUPLERS



PAINTED UNLETTERED
(black; not shown)
Item No. 83601



BALTIMORE & OHIO® #2781
Item No. 83602



SOUTHERN #722
Item No. 83603



WESTERN MARYLAND® #761 "FIREBALL"
Item No. 83604



SANTA FE #2526
Item No. 83605



ROCK ISLAND #2119
Item No. 83606



UNION PACIFIC® #618 with MEDIUM VANDERBILT TENDER
Item No. 83607

Baldwin 2-8-0 Consolidation



Standard Pack: 6 • \$171.00

Modeled to show the 2-8-0 as manufactured by the Baldwin Locomotive Works at the zenith of its popularity, this locomotive features a belt drive and completely hidden drive train for see-through clearance between the boiler and diecast frame.

Features include:

- DCC equipped for speed, direction, and lighting
- 5-pole skew wound motor
- belt/flywheel drive
- all-metal chassis
- metal side-rods
- metal wheels under tender with pickup



The readers of *Model Railroader* magazine voted the 2-8-0 Consolidation as 1998 "HO Locomotive of the Year" and 1998 "Product of the Year."



Previous versions of these models are shown for illustration purposes.

Vanderbilt Tenders

Standard Pack: 6

Designed to carry a greater capacity than its more typical contemporaries, the Vanderbilt tender was used by railroads all across the country. Three styles are offered: medium length, long length, and Hicken style.

Features include:

- DCC ready
- backup light (where applicable)
- standard draw bar pin
- tender pickup
- blackened metal RP25 wheels
- *E-Z Mate*® Mark II couplers



ALL PRODUCTS ON THESE PAGES
EQUIPPED WITH BODY-MOUNTED
E-Z MATE® MARK II COUPLERS



MEDIUM LENGTH
PAINTED UNLETTERED
with COAL LOAD
Item No. 89901 • \$43.00



MEDIUM LENGTH
UNION PACIFIC®
with COAL LOAD
Item No. 89902 • \$43.00



MEDIUM LENGTH
SOUTHERN PACIFIC™
with OIL BUNKER
Item No. 89903 • \$43.00



MEDIUM LENGTH
BALTIMORE & OHIO®
with COAL LOAD
Item No. 89904 • \$43.00



MEDIUM LENGTH
PAINTED UNLETTERED
with OIL BUNKER
Item No. 89905 • \$43.00



LONG
CHESAPEAKE & OHIO®
(no road number)
Item No. 89841 • \$48.00



LONG
PAINTED UNLETTERED
Item No. 89842 • \$48.00



HICKEN STYLE
PAINTED UNLETTERED
Item No. 89911 • \$43.00



HICKEN STYLE
SOUTHERN PACIFIC™
(no road number)
Item No. 89912 • \$43.00

Auxiliary Water Tender

Standard Pack: 6 • \$35.00

Commonly called a “water bottle” or “canteen,” this large capacity tender was used between the 1930s and 1950s to expedite freight delivery by reducing the number of stops required for water pickup. Many of these were “homemade” by the railroads by converting existing oil or coal tenders. A perfect companion for the Class J 4-8-4, our version is based on a standard Norfolk & Western prototype.

Features include:

- operating directional lighting
- RP25 wheels
- *E-Z Mate*® Mark II couplers



PAINTED UNLETTERED
Item No. 89921



NORFOLK & WESTERN
(black with maroon)
Item No. 89922



NORFOLK & WESTERN
(black with yellow)
Item No. 89923



BALTIMORE & OHIO®
Item No. 89924

Baldwin Small Stock Tender (1910-1950)

Standard Pack: 6 • \$43.00



PAINTED UNLETTERED
(DCC ready)
Item No. 89821

USRA Coal Tenders

Standard Pack: 6 • \$43.00



MEDIUM LENGTH
PAINTED UNLETTERED
(DCC ready)
Item No. 89731



LONG
PAINTED UNLETTERED
(DCC ready)
Item No. 89831



LONG
CHESAPEAKE & OHIO®
(DCC ready; no road number)
Item No. 89832



UNDECORATED
(not shown)
Item No. 83501



UNION PACIFIC® #9374
Item No. 83502



SANTA FE #808
Item No. 83503



CONRAIL #6087
Item No. 83504



CSX® #7661
Item No. 83505



BNSF #812
Item No. 83506

GE Dash 8-40CW

Standard Pack: 6 • \$160.00

This wide-cab style locomotive was originally offered by General Electric as an option for the Dash 8-40C, later becoming the standard for their series of contemporary freight locomotives. We're proud to honor General Electric's high standards with our HO Scale *Spectrum*® Dash 8-40CW.

Features include:

- DCC equipped for speed, direction, and lighting
- die-cast frame
- 5-pole, skew wound motor
- machined brass flywheels
- directional lighting
- finescale detail parts
- RP25 wheels



ALL PRODUCTS ON THESE PAGES
EQUIPPED WITH BODY-MOUNTED
E-Z MATE® MARK II COUPLERS

Previous versions of these models are shown for illustration purposes.

UNDECORATED
(not shown)
Item No. 82711



ERIE LACKAWANNA #3614
Item No. 82712



NORTHERN PACIFIC #3605
Item No. 82713



GREAT NORTHERN #407
Item No. 82714



READING #7604 "BEE LINE"
Item No. 82715

EMD SD-45



Standard Pack: 6 • \$115.00

During the 60s and 70s, the race was on among locomotive manufacturers to develop more powerful locomotives for long-haul freight service. Among EMD's entrants into the fray was the "special duty" SD-45, a 3600-horsepower prime mover that went on to serve virtually every major railroad. With a V-20 engine and six-axle trucks for superior tractive effort, the SD-45 embodied the latest and greatest technological advances of its day. Following EMD's lead in the pursuit of cutting-edge technology, we're proud to offer this *Spectrum*® locomotive.

Features include:

- DCC-equipped for speed, direction, and lighting
- die-cast gear towers
- die-cast mainframe
- die-cast underframe
- precision balanced motor and flywheel assembly for quiet operation
- 5-pole, skew wound motor
- brass, machined flywheels
- RP25 wheels
- finescale detail parts



ALL PRODUCTS ON THESE PAGES
EQUIPPED WITH BODY-MOUNTED
E-Z MATE® MARK II COUPLERS

Previous versions of some models are shown for illustration purposes.



PENNSYLVANIA #6122
Item No. 82716



CONRAIL #6144
Item No. 82717



UNION PACIFIC® #17
Item No. 82718



SANTA FE #5418
Item No. 82719

EMD SD-45 (continued)

Standard Pack: 6 • \$115.00



Previous versions of some models
are shown for illustration purposes.



GE E33

Standard Pack: 6 • \$130.00

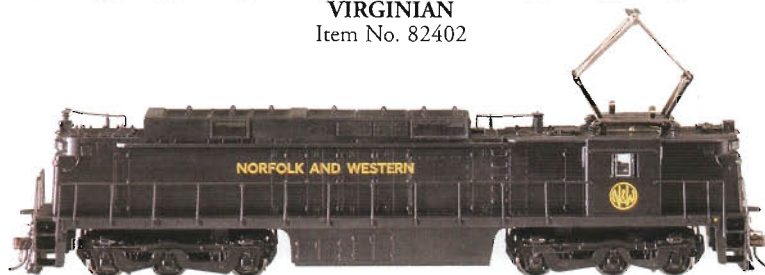
Built in 1956-57 by the General Electric company for the Virginian Railway's electrified lines, the *GE E33* locomotive was primarily used to move coal from the mines to industrial locations. As a 3300-horsepower locomotive, it was well suited to traverse mountainous terrain. After Norfolk & Western acquired the Virginian Railway in 1960, its twelve *GE E33* locomotives were sold and resold to a number of US railroads where they continued their long careers.

Features include:

- DCC ready
- die-cast frame
- operating pantograph
- interior selector switch for choice between rail or pantograph operation
- 5-pole skew wound motor
- dual flywheel and die-cast gear box
- 12-wheel drive
- working headlight
- RP25 metal wheels
- *E-Z Mate*® Mark II couplers



VIRGINIAN
Item No. 82402



NORFOLK & WESTERN
Item No. 82403



PENN CENTRAL #4605
Item No. 82405



CONRAIL #4608
Item No. 82406



NEW HAVEN #304
Item No. 82407



ALL PRODUCTS ON THESE PAGES
EQUIPPED WITH BODY-MOUNTED
E-Z MATE® MARK II COUPLERS



PAINTED UNLETTERED - YELLOW
Item No. 80035



PENNSYLVANIA #9325
Item No. 80038



NEW HAVEN #815
Item No. 80039



SANTA FE #464
Item No. 80041



WESTERN MARYLAND® #76
Item No. 80043



BALTIMORE & OHIO® #20
Item No. 80044


GE 44 Ton Switcher

Standard Pack: 6 • \$85.00

First built in 1940, almost 400 of these sturdy diesel locomotives were produced by General Electric for sale around the world. At 88,000 pounds, the *44 Ton Switcher* was designed specifically as the heaviest allowable locomotive for one-man operation. Used primarily for light branchline and industrial work, the *44 Ton Switcher* was equipped with twin diesel engines that generated approximately 400 horsepower. Last produced in 1956, many are still in operation today.

Features include:

- DCC ready
- directional headlights
- 5-pole, skew wound motor
- die-cast chassis
- separately applied parts, including grab irons, windshield wipers, and handrails
- blackened RP25 wheels
- *E-Z Mate*® Mark II couplers



Maintenance of Way Vehicles

Standard Pack: 6 • \$64.00

We're pleased to offer these self-propelled *Maintenance of Way* vehicles. A perfect addition to any post-steam railroad, the vehicles are available in standard safety yellow and are easily customizable.

Features include:


- self-propelled
- precision skew-wound motor
- die-cast gravel load (per prototype)
- RP25 wheels
- *E-Z Mate*® Mark II couplers



ALL PRODUCTS ON THESE PAGES
EQUIPPED WITH BODY-MOUNTED
E-Z MATE® MARK II COUPLERS



SPEEDER with WORK CRANE & CART
Item No. 16946



BALLAST REGULATOR
(DCC ready)
Item No. 16947



BALLAST VEHICLE with CRANE
Item No. 16948



Heavyweight Passenger Cars

All Items Standard Pack: 6

Features include:

- full, lighted interiors
- all wheel electrical pickup
- rubber diaphragms
- die-cast, free-rolling trucks


- separately applied metal handrails
- full underbody detailing
- body-mounted swing coupler pockets
- RP25 wheel contours




Coach



Combine



Diner



Observation

PAINTED UNLETTERED

FOUR CAR SET
(Pullman Green;
consists of one each:
Coach, Combine, Diner,
and Observation cars)
Item No. 89520 • \$128.00



Coach

PAINTED UNLETTERED

COACH
(Pullman Green)
Item No. 89522 • \$32.00



Pullman

PAINTED UNLETTERED

PULLMAN
(Pullman Green)
Item No. 89527 • \$32.00





Heavyweight Passenger Cars

All Items Standard Pack: 6

Features include:

- full, lighted interiors
- all wheel electrical pickup
- rubber diaphragms
- die-cast, free-rolling trucks

- separately applied metal handrails
- full underbody detailing
- body-mounted swing coupler pockets
- RP25 wheel contours



NEW HAVEN

FOUR CAR SET

*(consists of one each:
Coach, Combine, Diner,
and Observation cars)*

Item No. 89200 • \$128.00



COACH

Item No. 89205 • \$32.00

PULLMAN

Item No. 89207 • \$32.00



PENNSYLVANIA (POST-WAR)

FOUR CAR SET

*(consists of one each:
Coach, Combine, Diner,
and Observation cars)*

Item No. 89240 • \$128.00



COACH

(not shown)

Item No. 89245 • \$32.00

PULLMAN "EDGAR ALLAN POE"

Item No. 89117 • \$32.00



PENNSYLVANIA (PRE-WAR)

FOUR CAR SET

*(consists of one each:
Coach, Combine, Diner,
and Observation cars)*

Item No. 89300 • \$128.00



COACH #1703

Item No. 89302 • \$32.00

*For illustration purposes, representative car styles are shown for each roadname.
(Pullman cars are available only as listed.) To see the car styles offered as four car sets,
refer to the Painted Unlettered models on page 179.*

**BODY-MOUNTED
E-Z MATE®
MARK II COUPLERS**




Heavyweight Passenger Cars

All Items Standard Pack: 6

Features include:

- full, lighted interiors
- all wheel electrical pickup
- rubber diaphragms
- die-cast, free-rolling trucks

- separately applied metal handrails
- full underbody detailing
- body-mounted swing coupler pockets
- RP25 wheel contours



SANTA FE

FOUR CAR SET

(consists of one each:
Coach, Combine, Diner,
and Observation cars)
Item No. 89310 • \$128.00



COACH #892

(not shown)
Item No. 89315 • \$32.00

PULLMAN "ECHO LAKE"

Item No. 89147 • \$32.00



UNION PACIFIC®

FOUR CAR SET

(consists of one each:
Coach, Combine, Diner,
and Observation cars)
Item No. 89320 • \$128.00



COACH #1111

(not shown)
Item No. 89323 • \$32.00

PULLMAN "LAKE CRYSTAL"

Item No. 89027 • \$32.00



GREAT NORTHERN

FOUR CAR SET

(consists of one each: Coach, Combine,
"Minnesota" Diner, and Observation cars)
Item No. 89330 • \$128.00



COACH #963

(not shown)
Item No. 89332 • \$32.00

COACH #965

(not shown)
Item No. 89333 • \$32.00

PULLMAN "BUCCANEER"

Item No. 89037 • \$32.00

For illustration purposes, representative car styles are shown for each roadname.
(Pullman cars are available only as listed.) To see the car styles offered as four car sets,
refer to the Painted Unlettered models on page 179.

BODY-MOUNTED
E-Z MATE®
MARK II COUPLERS



Heavyweight Passenger Cars

All Items Standard Pack: 6

Features include:

- full, lighted interiors
- all wheel electrical pickup
- rubber diaphragms
- die-cast, free-rolling trucks

- separately applied metal handrails
- full underbody detailing
- body-mounted swing coupler pockets
- RP25 wheel contours



BALTIMORE & OHIO®

FOUR CAR SET

(consists of one each: Coach, Combine, "Molly Pitcher" Diner, and Observation cars)

Item No. 89340 • \$128.00



COACH #5483

(not shown)

Item No. 89343 • \$32.00

PULLMAN "LOCH NESS"

Item No. 89047 • \$32.00



NEW YORK CENTRAL®

FOUR CAR SET

(consists of one each: Coach, Combine, Diner, and "Detroit" Observation cars)

Item No. 89400 • \$128.00



COACH #965

Item No. 89405 • \$32.00




NORFOLK & WESTERN

FOUR CAR SET

(consists of one each: Coach, Combine, Diner, and Observation cars)

Item No. 89410 • \$128.00



COACH #1647

Item No. 89415 • \$32.00

For illustration purposes, representative car styles are shown for each roadname. (Pullman cars are available only as listed.) To see the car styles offered as four car sets, refer to the Painted Unlettered models on page 179.

**BODY-MOUNTED
E-Z MATE®
MARK II COUPLERS**



Heavyweight Passenger Cars

All Items Standard Pack: 6

Features include:

- full, lighted interiors
- all wheel electrical pickup
- rubber diaphragms
- die-cast, free-rolling trucks
- separately applied metal handrails
- full underbody detailing
- body-mounted swing coupler pockets
- RP25 wheel contours



SOUTHERN

FOUR CAR SET

(consists of one each: Coach, Combine, Diner, and Observation cars)

Item No. 89440 • \$128.00

COACH

(not shown)

Item No. 89445 • \$32.00

PULLMAN

Item No. 89447 • \$32.00

For illustration purposes, representative car styles are shown for each roadname. (Pullman cars are available only as listed.) To see the car styles offered as four car sets, refer to the Painted Unlettered models on page 179.

BODY-MOUNTED
E-Z MATE®
MARK II COUPLERS



N SCALE

AMTRAK ACELA® EXPRESS

Acela® Express



Item No. 24130 • Standard Pack: 3 • \$450.00

The high-speed train that revolutionized prototypical rail travel comes to N scale in this DCC-equipped *Acela® Express* train set. Designed in cooperation with Amtrak, we've utilized the latest tooling technology to bring N scalers an exciting train for the modern-era layout.

The *Acela® Express* comes complete with:

- dual locomotives (non-powered) with DCC lighting functions
- center-powered Café *Acela®* Power Car DCC-equipped for speed, direction, and lighting
- one First-Class car and one Business car
- detailed, lighted interiors
- tinted windows
- 59" x 39" oval of nickel silver *E-Z Track®*, including 24 pieces of 19" radius curved track, 3 pieces straight track, and 1 plug-in terminal railer
- power pack and speed controller
- DVD format video with assembly instructions

BACHMANN'S EXCLUSIVE
E-Z TRACK SYSTEM

ASSEMBLES IN MINUTES!

Scaps separate, slots separate on inserts, tracks, and curves.
No nails, screws, or special tools needed.



Acela® Express Locomotives and Passenger Cars



ACELA® LOCOMOTIVES

(non-powered units with DCC lighting functions)

Item No. 81551 • \$105.00

Standard Pack: 6

Acela® Express locomotives and passenger cars are offered individually in N scale. Modelers can now accurately duplicate Amtrak's standard eight-car *Acela®* consist by adding to the *Spectrum® Acela® Express* train set (Item No. 24130), or by building their train one car at a time. Note: N scale *Acela®* locomotives are non-powered units; powered Café *Acela®* car required for operation.

A typical *Acela® Express* train includes:
2 Locomotives, 1 First Class, 1 Café *Acela®*,
1 End-Business and 3 Business Class Cars.

For best performance and prototypical accuracy, the *Acela® Express* is recommended for use on curves with a minimum radius of 19 inches.



CAFÉ ACELA® POWER CAR

(DCC-equipped)

Item No. 89971 • \$150.00



FIRST CLASS

(with lighted interior)

Item No. 89972 • \$55.00



BUSINESS CLASS

(with lighted interior)

Item No. 89973 • \$55.00



END-BUSINESS CLASS

(with lighted interior)

Item No. 89974 • \$55.00





Amtrak HHP-8

Standard Pack: 6 • \$171.00



Introduced to regional service in 2002, high horsepower (HHP-8) locomotives were built to extend the range of Amtrak's fleet of high-speed passenger trains. We're pleased to offer this sleek locomotive to modern-era N-scalers everywhere.

Features include:

- DCC-equipped for speed, direction, and lighting
- interior selector switch for choice between rail or pantograph operation
- 5-pole, skew-wound motor
- 8-wheel drive
- die-cast chassis
- scale speed
- operating light functions



HHP-8 #655
Item No. 83053



HHP-8 #650
Item No. 83054



HHP-8 #664
Item No. 83055



USRA 2-6-6-2 Articulated

Standard Pack: 6 • \$275.00

We're pleased to bring this limber giant of a locomotive to N scale modelers. The DCC-ready 2-6-6-2 represents the latest advances in N scale railroading.

Features include:

- DCC ready
- 5 pole, skew-wound motor
- powered by all drivers
- tender pickup
- amber LED headlight
- separately applied stack, domes, and cab
- detailed cab interior
- separate detail parts, including bell, whistle, pop valves, and hand rails
- finescale driver spokes



PAINTED UNLETTERED
Item No. 82651



CHESAPEAKE & OHIO® H5 #1522
Item No. 82652



NICKEL PLATE ROAD #942
Item No. 82655



WHEELING & LAKE ERIE #8003
Item No. 82656



WHEELING & LAKE ERIE #8007
Item No. 82657

Norfolk & Western Auxiliary Water Tender

Standard Pack: 6 • \$30.00

Commonly called a “water bottle” or “canteen,” this large capacity tender was used between the 1930s and 1950s to expedite freight delivery by reducing the number of stops required for water pickup. Previously offered in HO scale, these models are perfect companions for the N scale Class J 4-8-4.



PAINTED UNLETTERED
Item No. 89951

Norfolk & Western Class J 4-8-4 Locomotive

Standard Pack: 6

The Class J 4-8-4 was the last mainline steam locomotive to run in the United States. The popularity of our HO version of this model inspired us to offer this newly tooled locomotive to N scale modelers.

Features include:

- DCC ready
- die-cast boiler, underframe, and tender frame
- precision motor
- separately applied detail parts and laser-cut exterior detailing
- die-cast finescale driver spokes
- dummy knuckle couplers, front and rear



NORFOLK & WESTERN CLASS J #608 (1950s - 60s)
Item No. 82152 • \$150.00



NORFOLK & WESTERN CLASS J #611 (1950s - 60s)
Item No. 82153 • \$150.00



RAILFAN #611 with AUXILIARY TENDER (1980s - 90s)
Item No. 82154 • \$180.00



NORFOLK & WESTERN CLASS J #601 (1950s - 60s)
Item No. 82155 • \$150.00

This locomotive performs best on *E-Z Track*® curves with a minimum radius of 19 inches.

Features include:

- operating directional lighting
- dummy knuckle couplers, front and rear
- N scale NMRA wheel profile



NORFOLK & WESTERN RAILFAN VERSION
Item No. 89952



NORFOLK & WESTERN
Item No. 89953



PAINTED UNLETTERED
Item No. 81152



BALTIMORE & OHIO® #2784
Item No. 81154



MISSOURI PACIFIC LINES™ #92
Item No. 81160



UNION PACIFIC® #723
Item No. 81169

Baldwin 2-8-0 Consolidation

Standard Pack: 6 • \$145.00

In the tradition of our HO scale 2-8-0, this N scale *Consolidation* comes equipped with many of the same details found on its award-winning predecessor.

Features include:

- DCC ready
- precision motor
- metal motor and driver axle bearings
- operating headlight
- separately applied stack, domes, and cab
- completely hidden drive train
- gear drive
- metal wheels under tender with pickup
- detailed cab interior
- separate sanding lines
- separate detail parts, including bell, whistle, pop valves, and handrails
- builders plate
- operating couplers, front and rear
- die-cast, finescale driver spokes





WESTERN MARYLAND® #761 "FIREBALL"
Item No. 81170



SANTA FE #2516
Item No. 81171



ROCK ISLAND #2118
Item No. 81172



SEABOARD® #914
Item No. 81173



NEW YORK, NEW HAVEN & HARTFORD #151
Item No. 81174



CHESAPEAKE & OHIO®
Item No. 81175

Baldwin 2-8-0 Consolidation (continued)

The readers of *Model Railroader* magazine voted the 2-8-0 Consolidation as 2001 "N Scale Locomotive of the Year."



Previous versions of some models are shown on these pages for illustration purposes.

PAINTED UNLETTERED

(not shown)

Item No. 81651



SOUTHERN #1454

Item No. 81660



UNION PACIFIC® #7012

Item No. 81661



NASHVILLE, CHATTANOOGA & ST. LOUIS® #555

Item No. 81662



NEW HAVEN #3303

Item No. 81663



SOUTHERN PACIFIC™ #4308

Item No. 81664



NEW YORK, ONTARIO & WESTERN #404

Item No. 81665

USRA 4-8-2 Light Mountain

Standard Pack: 6 • \$175.00

Inspired by our HO version of the model and equipped with many of the same details found on our award-winning N scale 2-8-0 Consolidation, we're moving mountains in N scale with this *Spectrum® USRA 4-8-2 Light Mountain*.

Features include:

- DCC ready
- precision motor
- metal motor and driver axle bearings
- operating headlight
- separately applied stack, domes, and cab
- completely hidden drive train
- gear drive
- metal tender wheels with pickup
- scale front-mounted dummy knuckle coupler (standard N scale coupler also packed separately)
- detailed cab interior
- separate sanding lines
- separate detail parts, including bell, whistle, pop valves, and handrails
- builders plate
- die-cast, finescale driver spokes

This locomotive performs best on *E-Z Track®* curves with a minimum radius of 19 inches.

Previous versions of some models are shown for illustration purposes.



UNDECORATED
(not shown)
Item No. 86051



CONRAIL #6059
Item No. 86052



CSX® #7654
Item No. 86054



SANTA FE #804
Item No. 86058



UNION PACIFIC® #9375
Item No. 86060



CONRAIL QUALITY #6108
Item No. 86066



BNSF #814
Item No. 86075

GE Dash 8-40CW

Standard Pack: 6 • \$135.00

This wide-cab style locomotive was originally offered by General Electric as an option for the Dash 8-40C, later becoming the standard for their series of contemporary freight locomotives. We're proud to honor General Electric's high standards with our N Scale *Spectrum® Dash 8-40CW*.

Features include:

- DCC ready
- die-cast frame
- precision balanced motor and flywheel assembly for quiet operation
- 5-pole, skew wound motor
- machined brass flywheels
- directional lighting
- finescale detail parts
- N scale NMRA wheel profile



LMS #728
Item No. 86076

This locomotive performs best on *E-Z Track®* curves with a minimum radius of 19 inches.

UNDECORATED

(not shown)

Item No. 85051



UNION PACIFIC® #9218

Item No. 85053



NORFOLK SOUTHERN #8654

Item No. 85055



CONRAIL #6044

Item No. 85056



CSX® #7592

Item No. 85059



CHICAGO & NORTHWESTERN™ #8508

Item No. 85063

GE Dash 8-40C

Standard Pack: 6 • \$135.00

Developed in the early 1980s, the *Dash 8-40C* embodied General Electric's desire to take the lead in modern locomotive design, with the first mass-produced, 4000-horsepower locomotive. The *Dash 8-40C* employed the day's state-of-the-art computer and mechanical technology to earn its reputation for fast and reliable service on railroads throughout the United States. Incorporating today's cutting-edge model railroading technology, we're pleased to offer this premium *Spectrum*® locomotive.

Features include:

- DCC ready
- two piece die-cast main frame
- all-wheel pickup
- 5-pole, skew wound motor
- dual machined brass flywheels
- white LED lighting
- finescale detail parts
- N scale NMRA wheel profile

This locomotive performs best on *E-Z Track*® curves with a minimum radius of 19 inches.

Previous versions of some models are shown for illustration purposes.

F7 A & B Units (both powered)

Standard Pack: 6 • \$90.00

Built by General Motors in the early 1950s, the *F7* is one of the most recognizable locomotives of the diesel age. During its peak of popularity, the *F7* outsold all locomotives from all other builders combined! Often referred to as "covered wagons" or "bulldogs," this locomotive was used for all railroad operations, including first class passenger service. Run throughout North America, many *F7*s are still in use today.



ERIE LACKAWANNA #7101, #7123

Item No. 81255



PENNSYLVANIA #9651, #9666B

Item No. 81258

UNDECORATED
(not shown)
Item No. 82751



READING "BEE LINE" #7606
Item No. 82759



PENNSYLVANIA #6116
Item No. 82760



BURLINGTON NORTHERN #6474
Item No. 82761



CONRAIL #6146
Item No. 82762



SANTA FE #5416
Item No. 82764

EMD SD-45

Standard Pack: 6 • \$90.00

During the 60s and 70s, the race was on among locomotive manufacturers to develop more powerful locomotives for long-haul freight service. Among EMD's entrants into the fray was the "special duty" SD-45, a 3600-horsepower prime mover that went on to serve virtually every major railroad. With a V-20 engine and six-axle trucks for superior tractive effort, the SD-45 embodied the latest and greatest technological advances of its day. Following EMD's lead in the pursuit of cutting-edge technology, we're proud to offer this Spectrum® locomotive.

Features include:

- DCC ready
- two piece die-cast main frame
- all-wheel pickup
- 5-pole, skew wound motor
- dual machined brass flywheels
- white LED lighting
- finescale detail parts
- N scale NMRA wheel profile



UNION PACIFIC® #17
Item No. 82763

This locomotive performs best on *E-Z Track*® curves with a minimum radius of 19 inches.

Previous versions of some models are shown for illustration purposes.

Features include:

- 5-pole skew wound motor (both A & B units)
- pillow block bearings in gear towers
- operating headlight in A-unit
- teardrop windows
- die-cast chassis
- all-wheel pickup
- N scale NMRA wheel profile



SANTA FE #307, 316B
Item No. 81259



SOUTHERN PACIFIC™ #6442, 8291 "BLACK WIDOW"
Item No. 81260

Colorado & Southern

an E-Z Track® set with E-Z Mate® couplers

Item No. 25002 • Standard Pack: 3 • \$295.00

Green and gold is the color scheme of this handsome *Colorado & Southern* train set. The *Colorado & Southern* comes complete with: a 2-6-0 steam locomotive with operating headlight, coal tender, three lighted passenger cars, 56" x 38" oval of nickel-silver *E-Z Track®*, magnetically-operated *E-Z Mate®* couplers on all cars, under-track magnet, power pack, and helpful video with assembly instructions.



Northern Lights Limited

NEW

an E-Z Track® set with E-Z Mate® couplers

Item No. 25018 • Standard Pack: 3 • \$305.00


A lonely northbound train streaks across a moonlit polar landscape, her snuggling passengers dreaming sugar-plum dreams and carrying warm holiday wishes to one and all. This ready-to-run *Northern Lights Limited* train set features a 2-6-0 steam locomotive with operating headlight and coal tender, three lighted passenger cars, 56" x 38" oval of nickel silver *E-Z Track®*, magnetically operated *E-Z Mate®* couplers on all cars, power pack and speed controller, and helpful DVD video with assembly instructions.



Spectrum

ELECTRIC TRAIN SETS

On30
SCALE



BACHMANN'S EXCLUSIVE
E-Z TRACK SYSTEM
ASSEMBLES IN MINUTES!
Snap together, stays together on floors, tables, and displays. No nails, screws, or special tools needed.

56" x 38"
Oval



The participants in *Model Railroader* magazine's Reader's Choice Awards chose the passenger cars included in these sets as 1998 "O Scale Rolling Stock of the Year." And, as ready-to-run passenger sets, our On30 trains also garnered second place in the "Product of the Year" category, topped only by our own HO scale *Spectrum*® 2-8-0 Consolidation.

Jingle Bell Express

an E-Z Track® set with E-Z Mate® couplers

Item No. 25012 • Standard Pack: 3 • \$305.00

Hurrying last-minute wishes from the North Pole to children of all ages is the *Jingle Bell Express*. Serving a spur of Bachmann's North Pole & Southern Railway, this narrow gauge freight train will deliver holiday dreams around the Christmas tree for years to come. Our *Jingle Bell Express* set includes a 2-6-0 steam locomotive with operating headlight, coal tender, box car, flat car, gondola, lighted bobber caboose, 56" x 38" oval of nickel silver *E-Z Track®*, *E-Z Mate®* couplers on all cars, power pack, and helpful video with assembly instructions.



Ohio River & Western

an E-Z Track® set with E-Z Mate® couplers

Item No. 25013 • Standard Pack: 3 • \$295.00

Incorporated in 1875, the tenacious Ohio River & Western Railway played a crucial role in the development of the southeast Ohio hill country it served. The narrow gauge OR & W survived for half a century through times of bust and boom, but its larger, standard gauge competitors proved to be too powerful for the railroad. The Pennsylvania Railroad purchased the OR & W in 1912, and its last train ran on Memorial Day, May 30, 1931. Our *Ohio River & Western* set includes a 2-6-0 steam locomotive with operating headlight, coal tender, three lighted passenger cars, 56" x 38" oval of nickel silver *E-Z Track®*, *E-Z Mate®* couplers on all cars, power pack, and helpful video with assembly instructions.



ON30 — O SCALE NARROW GAUGE TRAINS THAT RUN ON HO TRACK



56" x 38"
Oval

**BACHMANN'S EXCLUSIVE
E-Z TRACK SYSTEM**
ASSEMBLES IN MINUTES!
Snap together,
stays together on tracks,
tables, and carpets.
No nails, screws,
or special tools needed.



**BACHMANN'S EXCLUSIVE
E-Z TRACK SYSTEM**
ASSEMBLES IN MINUTES!
Snap together,
stays together on tracks,
tables, and carpets.
No nails, screws,
or special tools needed.

56" x 38"
Oval



The participants in *Model Railroader* magazine's Reader's Choice Awards chose the passenger cars included in this set as 1998 "O Scale Rolling Stock of the Year." And, as ready-to-run passenger sets, our On30 trains also garnered second place in the "Product of the Year" category, topped only by our own HO scale *Spectrum*® 2-8-0 Consolidation.

Roaring Ridge

an E-Z Track® set with E-Z Mate® couplers

Item No. 25014 • Standard Pack: 3 • \$295.00

Valleys echo with the sounds of pulsing steam and churning wheels as the mighty *Roaring Ridge* makes its ascent into the mountains. This ready-to-run train set features a 2-6-0 steam locomotive with operating headlight and coal tender, three lighted passenger cars, 56" x 38" oval of nickel silver E-Z Track®, magnetically operated E-Z Mate® couplers on all cars, power pack and speed controller, and helpful DVD video with assembly instructions.



Glenbrook Valley

an E-Z Track® set with E-Z Mate® couplers

Item No. 25015 • Standard Pack: 3 • \$295.00

Delivering much-needed supplies to the rolling hills and mountain towns of your layout is the *Glenbrook Valley*. This ready-to-run train set comes complete with a 2-6-0 steam locomotive with operating headlight and coal tender, box car, flat car, gondola, lighted bobber caboose, 56" x 38" oval of nickel silver E-Z Track®, magnetically operated E-Z Mate® couplers on all cars, power pack and speed controller, and helpful DVD video with assembly instructions.




Spectrum

ELECTRIC TRAIN SETS

On30
SCALE



The participants in *Model Railroader* magazine's Reader's Choice Awards chose the passenger cars included in these sets as 1998 "O Scale Rolling Stock of the Year." And, as ready-to-run passenger sets, our On30 trains also garnered second place in the "Product of the Year" category, topped only by our own HO scale *Spectrum*® 2-8-0 Consolidation.



56" x 38"
Oval

**BACHMANN'S EXCLUSIVE
E-Z TRACK SYSTEM**
ASSEMBLES IN MINUTES!
Snaps together,
stays together on loose
table, and carpet.
No nails, screws,
or special tools needed.

BACHMANN
DVD Format
Video Instructions

Village Street Car Set


an *E-Z Track*® set

Standard Pack: 3 • \$150.00

Our Village Street Car Set features an electronic auto-reversing *E-Z Track*® system that's the perfect solution for point-to-point passenger transit on your layout. A stop time of five to seven seconds allows plenty of time for O scale shoppers and travelers to board, and a variable speed controller lets you determine the rate of travel. Then, sit back and enjoy the ride while your town or city comes to life!

Features include:


- street car with headlights and lighted interior
- variable speed control
- 4 pieces of 18" radius curved, auto-reversing *E-Z Track*®
- 3 pieces of 9" straight, auto-reversing *E-Z Track*®
- 1 piece of straight *E-Z Track*® with attached station house
- 1 Hayes bumper
- illustrated instruction manual




ELECTRONIC AUTO-REVERSING NICKEL SILVER *E-Z TRACK*®

Standard Pack: 12 • \$29.00

You can expand your reversing HO or On30 Street Car or Trolley Sets with Electronic Auto-Reversing Nickel Silver *E-Z Track*®. Available in 9-inch straight sections or 18-inch radius curved sections, this electronically equipped track is specifically designed for the open-end track configuration of our reversing sets, allowing you to go virtually anywhere in your village layout.




**AUTO-REVERSING
9" STRAIGHT**
(4/card)
Item No. 44548




**AUTO-REVERSING
18" RADIUS CURVED**
(4/card)
Item No. 44549


Note: This track will not operate as reversing track unless it is used in conjunction with set numbers 00401, 00402, 25016, or 25017.




GREENBRIER & BIG RUN LUMBER CO.
Item No. 25657




POCAHONTAS LUMBER CO.
Item No. 25660



MIDWEST QUARRY & MINING CO.
Item No. 25661



COLORADO MINING CO.
Item No. 25662



LITTLE RIVER LOGGING CO.
Item No. 25663

T-Boiler, Two Truck Shay

Standard Pack: 6 • \$275.00

Our *T-Boiler, Two Truck Shay* steam locomotive is inspired by the 14-ton locomotives commonly used on late 19th to mid 20th Century logging railroads. Showing “backwoods ingenuity,” these Shays were often customized to meet the needs of individual railroads. Each version of our On30 Shay has many features unique per roadname.

Features include:

- DCC ready
- die-cast construction
- metal valve gear
- precision motor
- operating headlight
- separate metal detail parts
- three cab styles (sheet metal, vertical wood, or raised wood panel per prototype)
- *E-Z Mate*® Mark II couplers, front and rear



The readers of *Model Railroader* magazine voted our *Two Truck Shay* as 2002 “O Scale Locomotive of the Year.”





GREENBRIER & BIG RUN LUMBER CO. #6
Item No. 25757




POCAHONTAS LUMBER CO. #7
Item No. 25760



MIDWEST QUARRY & MINING CO. #5
Item No. 25761



COLORADO MINING CO. #8
Item No. 25762



PAINTED UNLETTERED – BLACK
Item No. 25799

28 Ton Two-Truck Class B Climax

Standard Pack: 6 • \$275.00

In the late 1800s, the Climax Locomotive Works paved the way for geared locomotive development with innovative designs and improvements to existing technology. One such offering was the *28 Ton Two-Truck Climax*. With a horizontal boiler, this version of the Class B Climax offered more power and efficiency than its T-boiler predecessors. The successful 28-Tonner was produced until 1904 and continued in scattered service into the early 1950s. We're pleased to offer the *On30 Two Truck Climax* in our award-winning roster of geared locomotives.

Features include:

- DCC ready
- sound ready
- 5-pole, skew-wound motor
- prototypical center gearbox distributes power to two truck gearboxes
- three cab styles per prototype (double-panel wood; single-panel wood; or steel cab with modern headlights, generator, and air pump)
- die-cast frame, cab, and boiler
- wood, coal, and oil load included with all roadnames



ALL PRODUCTS ON THESE PAGES
EQUIPPED WITH BODY-MOUNTED
E-Z MATE® MARK II COUPLERS

Baldwin Outside Frame 2-8-0 Consolidation



Standard Pack: 6 • \$245.00

Manufactured throughout the first half of the Twentieth Century, this versatile 30-inch gauge locomotive was used domestically and abroad in freight, industrial, and passenger service. Each version of the DCC-equipped 2-8-0 also includes wood load, coal load, and oil bunker and two stack styles (onion and tapered).

Features include:

- DCC-equipped for speed, direction, and lighting
- 5 pole, skew-wound motor
- die-cast chassis, boiler, and tender frame
- see-through clearance under boiler
- spoked, solid, or outside bearing lead trucks per prototype
- operating headlight
- separately applied detail parts



POCAHONTAS LUMBER CO.
Item No. 25960



MIDWEST QUARRY & MINING CO.
Item No. 25961



COLORADO MINING CO.
Item No. 25962



LITTLE RIVER LOGGING CO.
Item No. 25963



PAINTED, UNLETTERED - BLACK
with RED & WHITE TRIM
Item No. 25998

PAINTED UNLETTERED - BLACK
(not shown)
Item No. 25999

Baldwin Forney 2-4-4 Steam Locomotive



Standard Pack: 6 • \$275.00

Following stints with several prominent railroads and locomotive manufacturers, Matthias N. Forney went to work for the Illinois Central Railroad in 1861, where he designed and patented the first of the "Forney" type locomotives. Characterized by a trailing truck positioned under the coal bunker/water tank, Forney designs integrated the locomotive and fuel bunker on one frame, allowing for smooth operation in tight curves. Ideal for fast-paced railroad operation, Forneys were produced by many locomotive manufacturers to serve urban elevated railroads and narrow gauge short lines during the middle to late steam era. Two examples are our *Baldwin Forney 2-4-4*, offered in inside- and outside-frame versions.

Features include:

- DCC-equipped for speed, direction, and lighting
- die-cast frame and boiler
- vestibule cab with operating doors and interior detail
- 5 pole, skew-wound motor
- operating LED headlight
- separately applied detail parts



ALL PRODUCTS ON THESE PAGES
EQUIPPED WITH BODY-MOUNTED
E-Z MATE® MARK II COUPLERS



OUTSIDE FRAME - SANDY RIVER & RANGELY LAKE
Item No. 25476



INSIDE FRAME - SANDY RIVER & RANGELY LAKE
Item No. 25477



OUTSIDE FRAME - PAINTED UNLETTERED
Item No. 25478



INSIDE FRAME - PAINTED UNLETTERED
Item No. 25479



Narrow Gauge 0-4-2 Porter

Standard Pack: 6 • \$85.00

A great companion to our On30 0-4-0 is the 0-4-2 Porter. With its larger fuel bunker and trailing truck, the 0-4-2 was able to travel longer distances than its “little brother,” making this model a welcome addition to your On30 railroad.

Features include:

- precision skew-wound motor
- operating headlight
- die-cast boiler
- completely hidden drive train
- gear drive
- separate detail parts, including: bell, whistle, pop valves, and handrails
- separate sanding lines and piping
- rounded siderods
- die-cast, finescale drivers and spokes
- E-Z Mate® Mark II couplers



GREENBRIER & BIG RUN LUMBER CO. #1
Item No. 25557



TIOGA LUMBER CO. #1
Item No. 25559



POCAHONTAS LUMBER CO. #1
Item No. 25560



MIDWEST QUARRY & MINING CO. #1
Item No. 25561



PAINTED UNLETTERED
Item No. 25599

Narrow Gauge 0-4-0 Porter

Standard Pack: 6 • \$75.00

With a simple, compact design perfectly suited for sharp curves and rough track, the prototype of this 8-ton “teapot with character” hissed and puffed its way through the light branch lines and industrial railroads of the steam era.

Features include:

- precision can motor
- metal motor bearings
- operating headlight
- completely hidden drive train
- gear drive
- separate detail parts, including die-cast water tank and boiler, bell, whistle, pop valves, and handrails





PAINTED UNLETTERED with VERTICAL CAB PANEL
Item No. 25398



PAINTED UNLETTERED with HORIZONTAL CAB PANEL
Item No. 25399

- separate sanding lines and piping
- detailed cab interior with operating cab light
- die-cast, finescale drivers and spokes
- magnetically operated E-Z Mate® couplers, front and rear





OHIO RIVER & WESTERN #16
Item No. 25229



PAINTED UNLETTERED - BUMBLE BEE
Item No. 25249



PAINTED UNLETTERED - BLACK
Item No. 25299

Narrow Gauge 2-6-0 Steam Locomotive and Tender

Standard Pack: 6 • \$160.00

Features include:

- operating headlight
- completely hidden drive train
- see-through clearance under boiler
- precision, 5-pole skew wound can motor (with hardened carbon brushes)
- numerous metal detail parts
- finescale pilot
- sprung center axle for superior tracking performance and electrical pickup
- short-coupled tender with coal load



BODY-MOUNTED
E-Z MATE® MARK II COUPLERS



Closed Street Car (with headlights and lighted interior)

Standard Pack: 6 • \$57.00



CHRISTMAS
Item No. 25127



UNITED TRACTION
Item No. 25128



HERSHEY'S™
Item No. 25155

0-4-0 Side Rod Gas-Mechanical

Standard Pack: 6 • \$110.00

Faced with unprecedented economic pressure at the end of the steam era, locomotive manufacturers developed a variety of fuel and engine alternatives in search of a locomotive power plant that could successfully compete in the industrial market. The Davenport 0-4-0 Side Rod Gas Mechanical was one of the early non-steam locomotives that quickly proved its worth in mining, industrial, and agricultural applications. Based on a 1940s stock model from the Davenport catalog, this Spectrum® 0-4-0 features the counterweight and side-rod configuration that distinguishes many transition-era locomotives.

Features include:

- DCC-equipped for speed, direction, and lighting
- die-cast construction
- die-cast side rods and counterweights
- skew-wound motor
- low-speed gearing
- prototypical metal detail parts
- E-Z Mate® Mark II couplers




BODY-MOUNTED
E-Z MATE® MARK II COUPLERS



GREENBRIER & BIG RUN LUMBER CO.
Item No. 28157



POCAHONTAS LUMBER CO.
Item No. 28160




MIDWEST QUARRY & MINING CO.
Item No. 28161




COLORADO MINING CO.
Item No. 28162



LITTLE RIVER LOGGING CO.
Item No. 28163



PAINTED UNLETTERED – BLACK
Item No. 28195



PAINTED UNLETTERED – SILVER & BLACK
Item No. 28196



PAINTED UNLETTERED – YELLOW & BLACK
Item No. 28197



PAINTED UNLETTERED – GREEN & BLACK
Item No. 28198



UNDECORATED
Item No. 28199

Rail Truck



Standard Pack: 6 • \$150.00

Along with the financial devastation of the Great Depression, the Rio Grande Southern faced natural disaster as well when a mudslide cut the railroad into two pieces. A divided line severely reduced rail traffic, and the struggle to remain financially solvent in the face of these difficulties inspired the RGS to develop Motor Car #1, a cost-effective solution to the drop off in passenger, freight, and US Mail traffic. Based on the replica of Rio Grande Southern Motor #1 that resides in Colorado's Ridgeway Railroad Museum, our DCC-equipped *Rail Truck* brings whimsy and realism to narrow gauge modeling.

Features include:

- DCC-equipped for speed, direction, and lighting
- die-cast frame, bed, and hood
- LED headlights and rear marker light
- full interior with seats and instrument panel



RIO GRANDE SOUTHERN #1
Item No. 29133



GREENBRIER & BIG RUN LUMBER CO.
Item No. 29157



POCAHONTAS LUMBER CO.
Item No. 29160



MIDWEST QUARRY & MINING CO.
Item No. 29161



COLORADO MINING CO.
Item No. 29162



LITTLE RIVER LOGGING CO.
Item No. 29163



UNDECORATED
Item No. 29199

Camp Cars

Standard Pack: 6 • \$45.00

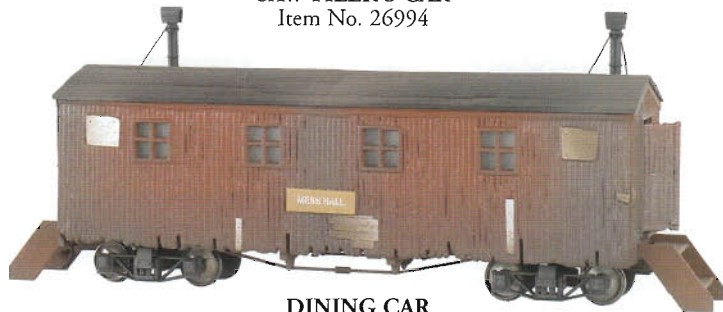
A successful logging operation needs its crew and equipment to be in top condition, and our camp cars deliver the supplies and services to keep your backwoods line running smoothly. All feature metal wheels and arch bar trucks.



SAW FILER'S CAR
Item No. 26994



MAINTENANCE-OF-WAY CAR
Item No. 26995



DINING CAR
Item No. 26996



COMMISSARY CAR
Item No. 26997



BUNK CAR
Item No. 26998

Logging and Mining Cars

Standard Pack: 6

Based on cars named Large Scale Rolling Stock of the Year in *Model Railroader* magazine's Reader's Choice Awards, we offer three On30 Logging and Mining Cars. They all feature die-cast frames and are packed three to a box.



**ALL PRODUCTS ON THIS PAGE
EQUIPPED WITH BODY-MOUNTED
E-Z MATE® MARK II COUPLERS**



SKELETON LOG CARS with RESIN LOGS
(three cars per box)
Item No. 27391 • \$85.00



WOOD SIDE-DUMP CARS
(three cars per box)
Item No. 29801 • \$68.00



V-DUMP CARS
(three cars per box)
Item No. 29802 • \$68.00

Two-Door Baggage Car (with lighted interior)

Standard Pack: 6 • \$46.00



PENNSYLVANIA
Item No. 26414



DENVER & RIO GRANDE WESTERN™
Item No. 26418



COLORADO & SOUTHERN
Item No. 26423



OHIO RIVER & WESTERN
Item No. 26429

PAINTED UNLETTERED
(olive; not shown)
Item No. 26499

Combine Car (with lighted interior)

Standard Pack: 6 • \$46.00



PENNSYLVANIA
Item No. 26114



DENVER & RIO GRANDE WESTERN™
Item No. 26118



COLORADO & SOUTHERN
Item No. 26123



PAINTED UNLETTERED
(olive)
Item No. 26199

Jackson & Sharp Coach (with lighted interior)

Standard Pack: 6 • \$40.00

Features include:

- track powered lighting
- removable roof
- full, painted interior



The participants in *Model Railroader* magazine's Reader's Choice Awards voted our On30 passenger cars as 1998 "O Scale Rolling Stock of the Year."




DENVER & RIO GRANDE WESTERN™
Item No. 26318



COLORADO & SOUTHERN
Item No. 26323



OHIO RIVER & WESTERN
Item No. 26329



PAINTED UNLETTERED
(olive)
Item No. 26399

Reefer

Standard Pack: 6 • \$41.00



DENVER & RIO GRANDE WESTERN™
Item No. 27418



PENNSYLVANIA UNION LINE
Item No. 27464



PAINTED UNLETTERED
Item No. 27499



ALL PRODUCTS ON THESE PAGES
EQUIPPED WITH BODY-MOUNTED
E-Z MATE® MARK II COUPLERS



Billboard Reefer

Standard Pack: 6 • \$41.00



RIVER HORSE BREWING COMPANY
Item No. 27465



BRICKTOWN BREWERY
Item No. 27466



JOHN HARVARD'S BREWHOUSE
Item No. 27467



DOGFISH HEAD CRAFT BREWERY
Item No. 27471



DOGFISH HEAD IPA
(not shown)
Item No. 27479



BERKSHIRE BREWING
(not shown)
Item No. 27480



CAPTAIN LAWRENCE BREW PUB
(not shown)
Item No. 27481



ROHRBACH'S BREWING
(not shown)
Item No. 27482

Box Car

Standard Pack: 6 • \$31.00



GREAT NORTHERN
Item No. 27011



BALTIMORE & OHIO®
Item No. 27012



DENVER & RIO GRANDE WESTERN™
Item No. 27018



COLORADO & SOUTHERN
Item No. 27023



OHIO RIVER & WESTERN
Item No. 27029



PAINTED UNLETTERED
Item No. 27099

ALL PRODUCTS ON THESE PAGES
EQUIPPED WITH BODY-MOUNTED
E-Z MATE® MARK II COUPLERS



Ventilated Box Car

Standard Pack: 6 • \$42.00



DENVER & RIO GRANDE WESTERN™
Item No. 27618



SOUTH PACIFIC COAST
Item No. 27634



CHESAPEAKE & DELAWARE
Item No. 27635



LAWDALE
(not shown)
Item No. 27636



BIG SANDY & CUMBERLAND
(not shown)
Item No. 27637



ATLANTIC & DANVILLE
(not shown)
Item No. 27638



BREAKWATER & DELAWARE BAY
Item No. 27656



PAINTED UNLETTERED
Item No. 27699



ALL PRODUCTS ON THESE PAGES
EQUIPPED WITH BODY-MOUNTED
E-Z MATE® MARK II COUPLERS

Tank Car

Standard Pack: 6 • \$31.00



GRAMPS
Item No. 27145



ZEROLENE
Item No. 27146




CONOCO
Item No. 27147



ASSOCIATED
Item No. 27148



PAINTED UNLETTERED - SILVER
Item No. 27198



PAINTED UNLETTERED - BLACK
Item No. 27199

High-Side Gondola (with coal load)

Standard Pack: 6 • \$32.00



DENVER & RIO GRANDE WESTERN™
Item No. 27818



COLORADO & SOUTHERN
(not shown)
Item No. 27823



MIDWEST QUARRY & MINING CO.
Item No. 27861



COLORADO MINING CO.
Item No. 27862



PAINTED UNLETTERED – BLACK
Item No. 27898




PAINTED UNLETTERED – BROWN
Item No. 27899



ALL PRODUCTS ON THESE PAGES
EQUIPPED WITH BODY-MOUNTED
E-Z MATE® MARK II COUPLERS

2-Bay Steel Hopper (two per box except as noted)

Standard Pack: 6



DENVER & RIO GRANDE WESTERN™
(two per box)
Item No. 27918 • \$77.00



EAST BROAD TOP
(two per box)
Item No. 27930 • \$77.00



CHRISTMAS
(one per box)
Item No. 27940 • \$45.00



MIDWEST QUARRY & MINING CO.
(two per box)
Item No. 27961 • \$77.00



COLORADO MINING CO.
(two per box)
Item No. 27962 • \$77.00



PAINTED UNLETTERED - BLACK
(two per box)
Item No. 27998 • \$77.00



PAINTED UNLETTERED - OXIDE RED
(two per box)
Item No. 27999 • \$77.00

Gondola

Standard Pack: 6 • \$30.00



DENVER & RIO GRANDE WESTERN™
Item No. 27218



OHIO RIVER & WESTERN
Item No. 27229



PAINTED UNLETTERED
Item No. 27299

Flat Car


Standard Pack: 6 • \$30.00




DENVER & RIO GRANDE WESTERN™
Item No. 27318



COLORADO & SOUTHERN
Item No. 27323



OHIO RIVER & WESTERN
Item No. 27329



PAINTED UNLETTERED
Item No. 27399

ALL PRODUCTS ON THIS PAGE
EQUIPPED WITH BODY-MOUNTED
E-Z MATE® MARK II COUPLERS



Stock Car

Standard Pack: 6 • \$31.00



**BODY-MOUNTED
E-Z MATE® MARK II COUPLERS**



COLORADO & SOUTHERN
Item No. 27523



OHIO RIVER & WESTERN
Item No. 27529



PAINTED UNLETTERED
Item No. 27599

Complete Trucks with Wheels

Standard Pack: 6



ARCH BAR FREIGHT TRUCKS
Item No. 29901 • \$12.00 per pair



DIE-CAST PASSENGER TRUCKS
Item No. 29902 • \$12.00 per pair



LONG WHEELBASE ARCH BAR FREIGHT TRUCKS
Item No. 29903 • \$14.00 per pair



LOW FRAME 4'1" ARCH BAR FREIGHT TRUCKS
Item No. 29904 • \$14.00 per pair



VULCAN FREIGHT TRUCKS
Item No. 29905 • \$12.00 per pair

Caboose (with lighted interior)

Standard Pack: 6 • \$42.00



PENNSYLVANIA
Item No. 27714



COLORADO & SOUTHERN
Item No. 27723



DENVER & RIO GRANDE WESTERN™
Item No. 27729



PAINTED UNLETTERED with ROUND ROOF
Item No. 27798



PAINTED UNLETTERED with CUPOLA
Item No. 27799

ALL PRODUCTS ON THIS PAGE
EQUIPPED WITH BODY-MOUNTED
E-Z MATE® MARK II COUPLERS




1:20.3 Scale Narrow Gauge 55 Ton Three-Truck Shay

Standard Pack: 1 • \$1000.00

Inspired by a classic Lima steel cab design (circa 1908 – 1915), this third member of our Large Scale Shay family was created through extensive research and our continued commitment to 1:20.3 finescale railroading.

Features include:


- DCC ready
- die-cast construction, including die-cast gear boxes
- all-wheel drive
- steel cab with detailed interior
- numerous detail parts
- operating headlight and backup light
- operating smoke unit
- three-position polarity switch for conformance to NMRA standards or large scale model railroading practices, and a center/off position




OREGON LUMBER COMPANY #110
Item No. 82494



MEADOW RIVER LUMBER COMPANY #7
Item No. 82496



PAINTED UNLETTERED – BLACK with RED & WHITE TRIM
Item No. 82498



PAINTED UNLETTERED – BLACK
Item No. 82499

1:20.3 Scale Narrow Gauge 38 Ton Two-Truck Shay


Standard Pack: 1 • \$799.95

In the grand tradition of the 36 Tonner, the 1997 model that began our love affair with geared locomotive models, we're excited to offer the Narrow Gauge 38 Ton, Two-Truck Shay. The 38 Ton Shay is modeled after Ely-Thomas #6, which operates today on the New Jersey Museum of Transportation's Pine Creek Railroad in Allaire State Park. Like our previously offered 36 Ton Shay (voted 1997 Product of the Year in *Model Railroader's* Readers Choice Awards), the 38 Tonner is equipped with the cutting-edge technology and details that make *Spectrum*® locomotives so successful.


Features include:

- DCC ready
- die-cast power blocks
- all-wheel drive
- oil or coal fuel bunker per roadname
- steel cab with detailed interior
- numerous separate detail parts
- operating headlight and backup light
- operating smoke unit
- three-position polarity switch for conformance to NMRA standards or large scale model railroading practices, and a center/off position


This locomotive performs best on curves with a minimum 8' (1600 mm) diameter.




W. M. RITTER #7
(coal load)
Item No. 82195



OREGON LUMBER CO. #106
(oil bunker)
Item No. 82196



PAINTED UNLETTERED -
BLACK with RED & WHITE TRIM
(coal and oil loads; three stack styles)
Item No. 82198



PAINTED UNLETTERED - BLACK
(coal and oil loads; three stack styles)
Item No. 82199

Shay Power Trucks with Die-Cast Power Blocks

Standard Pack: 3 • \$240.00

We're happy to offer new technology for an old favorite in the *Spectrum*® line with backward-compatible *Shay Power Trucks*. Die-cast power blocks and improved pickup make this a "must have" item for Large Scale Shay modelers and kitbashers.



SHAY POWER TRUCKS – 1 PAIR
(with die-cast power blocks)
Item No. 88999

1:20.3 Scale Narrow Gauge Two-Truck Heisler


Standard Pack: 1 • \$799.95

Industrial railroads often operate in harsh conditions, requiring specialized equipment to haul cargo from the field. During the steam era, Heisler Locomotive Works of Erie, Pennsylvania answered the call with geared locomotives that could easily navigate the challenging grades and curves that were a part of everyday life for logging and mining operations. Heisler's unique designs provided incredible power and stability without a significant loss of speed, a combination that allowed the weighty locomotives to operate at a top speed nearly twice that of their competitors. Based on a 1920s stock model from the Heisler catalog, we're pleased to include this *Two-Truck Heisler* as part of our *Spectrum*® logging and mining series.


Features include:

- DCC ready
- die-cast gear boxes
- all-wheel drive
- prototypical Heisler all-weather vestibule cab with full interior details
- oil or coal fuel bunker per roadname
- separate detail parts per roadname
- operating headlight and cab-mounted backup light
- operating smoke unit

This locomotive performs best on curves with a minimum 8' (1600 mm) diameter.



LUKENS STEEL CO.
Item No. 81797



PAINTED UNLETTERED - BLACK with RED and WHITE TRIM
Item No. 81798



1:20.3 Scale Narrow Gauge 2-8-0 Outside-Frame Consolidation

Standard Pack: 1 • \$799.95

The 2-8-0 narrow gauge, outside-frame steam locomotive was a powerhouse in a small package. Known affectionately as a “vest pocket” 2-8-0, this workhorse outperformed many of its larger counterparts. Built by a variety of American locomotive manufacturers, the *Consolidation* was an integral part of almost every narrow gauge railroad. In fact, the 2-8-0 was exported to countries around the world as late as the 1950s.

Our 2-8-0 *Consolidation* reproduces a 1920s Baldwin prototype that is still in use today. Restored to better-than-new condition in Virginia City, Montana, the 2-8-0 recently returned to limited operation in the fall of 2000 at the Halls of Baldwin museum.

Features include:

- DCC ready
- LED headlight
- smoke generator with on-off switch
- NMRA polarity switch

- load-synchronized LEDs in firebox and ashpan for realistic fire glow
- precision can motor
- die-cast gear box
- metal frame
- complete backhead detail
- fully operational Baker valve gear with Johnson bar
- numerous separate detail parts
- metal handrails and piping
- chemically blackened, machined metal wheels



YELLOW PINE LUMBER COMPANY #21
Item No. 81294



DEADWOOD CENTRAL #5
Item No. 81295




The participants in *Model Railroader* magazine's Reader's Choice Awards chose our 2-8-0 locomotive as 2001 "Large Scale Locomotive of the Year."


This locomotive performs best on curves with a minimum 8' (1600 mm) diameter.




1:20.3 Scale Narrow Gauge 2-8-0 Outside-Frame Consolidation (continued)




WHITE PASS & YUKON #7
Item No. 81296



SILVERTON NORTHERN #34
Item No. 81297



PAINTED UNLETTERED - BLACK
Item No. 81298



PAINTED UNLETTERED - BLACK with RED & WHITE TRIM
Item No. 81299


1:20.3 Scale Narrow Gauge 2-6-0 Mogul Steam Locomotive

Standard Pack: 1 • \$799.95

Along with a Baldwin 4-4-0, one of the prototypes for our 2-6-0 hauled 4 million customers throughout the grounds of the 1876 Centennial Exhibition held in Philadelphia. That's an impressive record of service this model is sure to emulate.

Features include:


- DCC ready
- LED headlight
- polarity selector switch for operation according to NMRA standards or large scale model railroading practice
- smoke generator with on-off switch
- load-synchronized LEDs in firebox and ashpan for realistic fire glow
- precision 5-pole can motor
- metal frame
- complete backhead detail
- fully operational Stephenson valve gear with operating piston valves, Johnson bar, and linkage
- numerous separate detail parts
- metal handrails and piping
- prototypical, sprung axle bearings
- chemically blackened, machined metal wheels
- scale coupler pockets




KANSAS CENTRAL #102
Item No. 81491



SOUTH PACIFIC COAST #12
Item No. 81493



EAST TENNESSEE & WESTERN NORTH CAROLINA #2
Item No. 81494



BALDWIN LOCOMOTIVE WORKS
Item No. 81495




The participants in *Model Railroader* magazine's Reader's Choice Awards chose our 2-6-0 as 2002 "Large Scale Locomotive of the Year."

1:20.3 Scale 2-6-0 Mogul Steam Locomotive (continued)

Standard Pack: 1 • \$799.95



YELLOW PINE LUMBER CO. #11
Item No. 81496



RIO GRANDE SOUTHERN #11
Item No. 81497

This locomotive performs best on curves with a minimum 8' (1600 mm) diameter.



1:20.3 Scale Narrow Gauge 4-4-0 American Steam Locomotive

Standard Pack: 1 • \$850.00

The 1876 Centennial Exhibition, which marked the 100th anniversary of our Nation's birth, was a showcase of the American spirit in industry and culture. Several locomotive manufacturers supplied motive power for the Exhibition's 3.5 mile passenger railroad, but a Baldwin 4-4-0 was the standout performer.

The Baldwin 4-4-0 went on to play a key role in the development and growth of U.S. narrow gauge railroads, and then served lines throughout the world. This style of locomotive was used more than any other in nearly every variety of service throughout the United States.

Features include:

- LED headlight
- polarity selector switch for operation according to NMRA standards or large scale model railroading practice
- smoke generator with on-off switch
- load-synchronized LEDs in firebox and ashpan for realistic fire glow
- precision 5-pole can motor
- metal frame
- complete backhead detail
- fully operational Stephenson valve gear with operating piston valves, Johnson bar and linkage
- numerous separate detail parts
- metal handrails and piping
- prototypical, sprung axle bearings
- chemically blackened, machined metal wheels
- scale coupler pockets



The participants in *Model Railroader* magazine's Reader's Choice Awards chose our 4-4-0 locomotive as 2000 "Large Scale Locomotive of the Year."




This locomotive performs best on curves with a minimum 6.5' diameter.



PAINTED UNLETTERED – LAKE & RUSSIA IRON
(not shown)
Item No. 81391



PAINTED UNLETTERED – OLIVE GREEN & RUSSIA IRON
(not shown)
Item No. 81392



PAINTED UNLETTERED - BLACK
Item No. 81394



BALTIMORE & LEHIGH
Item No. 81395



EUREKA & PALISADE
Item No. 81396



1:20.3 Scale Narrow Gauge Rail Truck

Standard Pack: 1 • \$350.00

Along with the financial devastation of the Great Depression, the Rio Grande Southern faced natural disaster as well when a mudslide cut the railroad into two pieces. A divided line severely reduced rail traffic, and the struggle to remain financially solvent in the face of these difficulties inspired the RGS to develop Motor Car #1, a cost-effective solution to severely reduced passenger and freight traffic. Based on the replica of Rio Grande Southern Motor #1 that resides in Colorado's Ridgeway Railroad Museum, our large scale *Rail Truck* brings whimsy and realism to narrow gauge modeling.

Features include:

- DCC ready
- powered by realistic drive-shaft
- die-cast frame, bed, and hood
- LED headlights and rear marker light
- full interior with seats and instrument panel



PAINTED UNLETTERED – RED & BLACK
Item No. 82394



PAINTED UNLETTERED – SILVER & BLACK
Item No. 82395



PAINTED UNLETTERED – BLACK
Item No. 82396



PAINTED UNLETTERED – YELLOW & BLACK
Item No. 82397



PAINTED UNLETTERED – GREEN & BLACK
Item No. 82398



RIO GRANDE SOUTHERN #1
Item No. 82399



1:20.3 Scale Narrow Gauge 0-4-0 Side Tank Porter

Standard Pack: 1 • \$270.00

Representing a stock model right off the pages of an H.K. Porter catalog, this side tank locomotive was commonly used in a variety of switching and industrial applications, often working right alongside its saddle tank cousin. Our 1:20.3 0-4-0 Side Tank Porter offers your railroad another tank configuration option to meet the needs of your growing industry.

Features include:

- DCC ready
- operating headlight
- smoke generator with on/off switch
- prototypical cab style
- full backhead detail
- heavy-duty can motor
- hidden gear box
- metal connecting rods and main rods
- three-position polarity switch for conformance to NMRA standards or large scale model railroading practices, and a center/off position



COLORADO MINING COMPANY
Item No. 82596



MIDWEST QUARRY & MINING CO.
Item No. 82597



PAINTED UNLETTERED – BLACK with RED & WHITE TRIM
Item No. 82598



PAINTED UNLETTERED – BLACK
Item No. 82599



1:20.3 Narrow Gauge Rolling Stock

Offered for the first time in *Spectrum*® Large Scale, this Fn3 narrow gauge rolling stock is made with new tooling from the ground up. These box cars, flat cars, and hoppers are excellent finescale companions to any locomotive on your Large Scale roster. Minimum 8' diameter curved track required.

Features include:

- finescale detailing
- metal wheels
- die-cast scale knuckle couplers (body-mounted coupler pockets for wide radius use only)
- offset shank couplers also included for use with other popular brands of narrow gauge couplers (1:22.5)



Box Car

Standard Pack: 1 • \$175.00 each



SOUTHERN PACIFIC™
Item No. 88096



FLORENCE & CRIPPLE CREEK
Item No. 88097



PACIFIC COAST
Item No. 88098



PAINTED UNLETTERED
Item No. 88099

This rolling stock performs best on curves with a minimum 8' (1600 mm) diameter.

1:20.3 Narrow Gauge Rolling Stock (continued)

Flat Car

Standard Pack: 1 • \$90.00




SOUTHERN PACIFIC™
Item No. 88396



DENVER & RIO GRANDE WESTERN™
Item No. 88397



PACIFIC COAST
Item No. 88398



PAINTED UNLETTERED - BLACK
Item No. 88399

2-Bay Steel Hopper

Standard Pack: 1 • \$180.00



PAINTED UNLETTERED - OXIDE RED
Item No. 88995



MIDWEST QUARRY & MINING
Item No. 88996



EAST BROAD TOP
Item No. 88997



DENVER & RIO GRANDE WESTERN™
Item No. 88998

The rolling stock on this page performs best on curves with a minimum 8' (1600 mm) diameter.

We strive to provide accurate information,
but production issues sometimes occur
that may alter the features of a particular item.
Therefore, final product may vary from
the information presented on these pages.

If your Bachmann train product should need service,
please contact our service department.

SERVICE DEPARTMENT

Bachmann Industries, Inc.
1400 East Erie Avenue
Philadelphia, Pennsylvania 19124

1-800-356-3910

service@bachmanntrains.com

2007

NATIONAL SALES OFFICE

1400 East Erie Avenue
Philadelphia, PA 19124 U.S.A.
Telephone: 215-533-1600
Fax: 215-744-4699
www.bachmanntrains.com

UNITED KINGDOM

Bachmann Europe PLC.
Moat Way, Barwell
Leicestershire LE9 8EY
United Kingdom
Telephone: 44-1455-841756
Fax: 44-1455-841787
www.bachmann.co.uk

GERMANY

Bachmann Europe PLC.
Niederlassung Deutschland
Am Umspannwerk 5
D-90518 Altdorf Bei Nürnberg
Germany
Telephone: 49-9187-9722-0
Fax: 49-9187-9722-22
www.liliput.de

Now that's the way to run a railroad!®

