


2004

Bachmann

T R A I N S



Now that's the way to run a railroad!



In 2004, Bachmann invites model railroaders of all scales to join us in the celebration of what is truly the world's greatest hobby. In these pages, you'll find affordable, yet technologically advanced products to suit your model railroading needs, whether you're new to the hobby or an established rail tycoon.

Bachmann's *E-Z Command*[®] Digital Command Control System embodies this innovative spirit, employing the latest digital technology to develop a DCC system that is both easy to use and attractively priced for hobbyists at all levels of experience. As its name suggests, *E-Z Command*[®] allows modelers to control speed, lighting, and direction of multiple locomotives with simplicity and ease; programming and operation are performed with the touch of button. The *E-Z Command*[®] system is offered in several configurations, including sets that feature DCC-equipped HO scale GP40 and GP50 locomotives. These same locomotives are also available separately, as well as DCC-equipped FT-A and FT-B Units.

As a proud sponsor of the model railroading industry's World's Greatest Hobby campaign (for more information visit www.greatesthobby.com), we're happy to offer the HO scale World's Greatest Hobby Track Pack. The Track Pack contains an instructional DVD and all the track you'll need to build the 4' x 8' layout featured in the video; you can add fun scenery elements to your layout with traditional HO and O scale *Plasticville*[®] U.S.A. building kits, as well as preassembled HO and O scale built-ups, offered for the first time ever in 2004.

Our *Spectrum*[®] line expands in dramatic fashion with the limited edition HO scale George Washington Train. Commemorating the Chesapeake & Ohio Railroad's one-of-a-kind prototype, the George Washington features an impressive 4-8-2 steam locomotive and eight-car consist of beautifully decorated passenger coaches. Bachmann's HO scale *Acela*SM HHP-8 locomotive looks to the future of railroading, while the 1:20.3 Two-Truck Heisler completes the trinity of *Spectrum*[®] Large Scale geared locomotives. Also in 2004, the USRA 2-6-6-2 articulated locomotive joins our N scale roster.

These and other exciting locomotives and model railroading products are at your fingertips in these pages. After exploring the standard line and *Spectrum*[®] sections of this catalog, we invite you to visit your local hobby retailer and celebrate the world's greatest hobby with us. Regardless of your scale preference or your level of experience, Bachmann trains and model railroading products promise to make your journey a fun one.

Now that's the way to run a railroad!





Table of Contents

HO Scale	
<i>E-Z Command</i> ® DCC System	2
DCC-Equipped Locomotives	3
Train Sets	5
Motive Power	22
Rolling Stock.....	31
<i>Plasticville</i> ®, U.S.A. Built-Ups & Building Kits.....	40
Accessories.....	43
Miniature Figures	45
<i>E-Z Track</i> ® and Accessories	46
<i>E-Z Mate</i> ® Couplers	51
N Scale	
Train Sets	52
Motive Power	58
Rolling Stock.....	62
Buildings and Accessories	67
<i>E-Z Track</i> ® and Accessories	70
O Scale	
<i>Plasticville</i> ®, U.S.A. Built-Ups, Building Kits, and Accessories	72
Large Scale Big Haulers ®	
Train Sets	80
Motive Power	88
Rolling Stock.....	94
Figures and Accessories.....	105
Track and Accessories	106
Power Packs and Lubricants	
<i>E-Z Lube</i> ® Lubricants	107
<i>Spectrum</i> ® and Standard Line Power Packs	108

Spectrum® Products

HO Scale	
Train Sets	109
Motive Power	117
Heavyweight Passenger Cars.....	139
N Scale	
Train Sets	144
Motive Power	148
On30 Scale	
Train Sets	156
Motive Power	161
Rolling Stock.....	168
Large Scale	
Motive Power	176



E-Z Command® Digital Command Control System

Standard Pack: 3 • \$95.00

We're pleased to introduce the next step in digital command control (DCC) with the new *E-Z Command*® Digital Command Control System. In partnership with Lenz Elektronik GmbH, Bachmann incorporates the latest digital technology to bring you a DCC system that is both easy to use and affordable for novice and experienced hobbyists alike. *E-Z Command*® allows modelers to digitally control speed, lighting, and direction of multiple locomotives. But unlike other complicated DCC systems, *E-Z Command*® simplifies the programming process with one-button, main-track programming.

Features include:

- plug and play compatibility with all DC and DCC systems
- digitally controlled speed, direction, and lighting of multiple locomotives from any manufacturer
- one-button, on-track programming
- 128 speed steps for smooth operation
- plug-in wiring

E-Z COMMAND® CONTROL CENTER
Item No. 44902



AC WALL PACK
POWER SUPPLY



EMD GP40 SANTA FE
Item No. 44904



EMD GP40 CHESSIE
Item No. 44905

E-Z Command® DCC System with DCC- Equipped Locomotive

Standard Pack: 3 • \$140.00 each

Features include:

- DCC-equipped diesel locomotive
- E-Z Command® control center
- AC wall pack power supply



EMD GP50
NORFOLK & SOUTHERN
Item No. 44906

With these easy-to-use and affordable *E-Z Command*® locomotives, you can digitally control speed, lighting, and direction. Compatible with all DCC systems.

FT-A UNIT (DCC EQUIPPED)

Standard Pack: 6 • \$43.00 each



SANTA FE
Item No. 60102



BALTIMORE & OHIO
Item No. 60112



BURLINGTON
Item No. 60116



DENVER & RIO GRANDE WESTERN
Item No. 60117



NEW YORK CENTRAL
Item No. 60120

E-Z Command Patent Pending **DCC ON BOARD**

FT-B UNIT (DCC EQUIPPED)

Standard Pack: 6 • \$43.00 each



SANTA FE
(silver & red; not shown)
Item No. 60202



BALTIMORE & OHIO
(not shown)
Item No. 60212



BURLINGTON
(not shown)
Item No. 60216



DENVER & RIO
GRANDE WESTERN
(not shown)
Item No. 60217



NEW YORK CENTRAL
(not shown)
Item No. 60220

E-Z Command Patent Pending **DCC ON BOARD**

H0 SCALE

DCC-EQUIPPED LOCOMOTIVES

EMD GP40 (DCC EQUIPPED)

Standard Pack: 6 • \$43.00



SANTA FE
Item No. 60302



CONRAIL
Item No. 60306



CHESSIE
Item No. 60309



WESTERN MARYLAND
Item No. 60337



ALASKA
Item No. 60348

DCC ON BOARD E-Z Command Patent Pending

EMD GP50 (DCC EQUIPPED)

Standard Pack: 6 • \$43.00



SOUTHERN
Item No. 60404




NORFOLK & SOUTHERN
Item No. 60441



NORFOLK & WESTERN
(not shown)
Item No. 60442

DCC ON BOARD E-Z Command Patent Pending

ALL ABOARD!



Deluxe Thomas with Annie and Clarabel

an E-Z Track® set

Item No. 00644 • Standard Pack: 3

Thomas the Tank Engine and his passenger coaches Annie and Clarabel have started on a magical journey across the faraway Island of Sodor. Meanwhile, back at the station, Sir Topham Hatt sends Harold the Helicopter and Bertie the Bus to keep an eye on Thomas to make sure he arrives on time. With our *Deluxe Thomas with Annie and Clarabel* train set, you can relive the stories seen in the *Thomas & Friends*® books, television shows, videos and feature film, or create your own railway adventures.

This ready-to-run train set includes:

- Thomas the Tank Engine with moving eyes
- Annie coach with international-style hook and loop couplers
- Clarabel coach with international-style hook and loop couplers
- Bertie the Bus
- Harold the Helicopter
- Sir Topham Hatt figure
- 56" x 38" oval of snap-fit E-Z Track® with 12 pieces of curved track, 3 pieces of straight track, and 1 straight plug-in terminal rerailer
- power pack and speed controller
- illustrated instruction manual



BERTIE
the BUS



SIR
TOPHAM HATT



HAROLD
the HELICOPTER

BACHMANN'S EXCLUSIVE
E-Z TRACK SYSTEM

ASSEMBLES IN MINUTES!


Simply hook
each together in front,
back, and across.
No glue, screws
or special tools needed.



56" x 38"
Oval



© HIT Entertainment 2004
Visit the Thomas & Friends web site
at www.thomasthetankengine.com



Thomas with Annie and Clarabel

an E-Z Track® set

Item No. 00642 • Standard Pack: 3


Thomas and his loyal passenger coaches Annie and Clarabel are carrying a number of very important passengers, and you're invited to join in their travel fun! This HO scale electric train set is the perfect way to begin your *Thomas & Friends*® collection.

This set includes:

- Thomas the Tank Engine with moving eyes
- Annie coach with international-style hook and loop couplers
- Clarabel coach with international-style hook and loop couplers
- 36" circle of snap-fit E-Z Track® with 11 pieces of curved track and 1 curved plug-in terminal rerailer
- power pack and speed controller
- illustrated instruction manual



Eyes move from side to side as Thomas travels down the track!



Percy and the Troublesome Trucks

an E-Z Track® set

Item No. 00643 • Standard Pack: 3

The Troublesome Trucks are needed for a hauling job. Luckily, Percy the Small Engine is there to make sure the work gets done without the rascal freight cars causing too much mischief. This HO train set comes complete and ready-to-run.

This set includes:

- Percy the Small Engine with moving eyes
- Troublesome Truck #1 with international-style hook and loop couplers
- Troublesome Truck #2 with international-style hook and loop couplers
- 36" circle of snap-fit E-Z Track® with 11 pieces of curved track and 1 curved plug-in terminal rerailer
- power pack and speed controller
- illustrated instruction manual



Eyes move from side to side as Percy travels down the track!



You can build your Thomas & Friends® collection one friend at a time with these separate sale accessories.

Standard Pack: 6



THOMAS the TANK ENGINE
(with moving eyes)
Item No. 58741 • \$33.00



PERCY the SMALL ENGINE
(with moving eyes)
Item No. 58742 • \$33.00



JAMES the RED ENGINE
(with moving eyes)
Item No. 58743 • \$41.00



SIR TOPHAM HATT
Item No. 42443 • \$6.00



ANNIE COACH
Item No. 76044 • \$11.00



CLARABEL COACH
Item No. 76045 • \$11.00



CRANKY the CRANE
(with working crane action)
Item No. 42444 • \$22.00



TROUBLESOME TRUCK #1
Item No. 77046 • \$10.00



TROUBLESOME TRUCK #2
Item No. 77047 • \$10.00



HAROLD the HELICOPTER
Item No. 42441 • \$11.00



BERTIE the BUS
Item No. 42442 • \$11.00

H0 SCALE

ELECTRIC TRAIN SETS



47" x 38"
Oval



Speed Controller
with Plug-In Wiring



NEW
ENGLISH-SPANISH
PACKAGE!




The White Christmas® Express

an E-Z Track® set with E-Z Mate® Couplers

Item No. 00609 • Standard Pack: 3

Perfect for under-the-tree enjoyment, this set is festively decorated for a very Merry Christmas. The *White Christmas® Express* features Bachmann's exclusive E-Z Track® snap-fit track and roadbed system, plus:

- USRA 0-6-0 steam locomotive and tender with operating headlight
- gondola
- box car
- old-time combine
- 47" x 38" oval of E-Z Track® with 12 pieces curved track, 1 piece straight track, and 1 plug-in terminal rerailer
- E-Z Mate® knuckle couplers
- power pack and speed controller
- illustrated instruction manual



Overland Limited

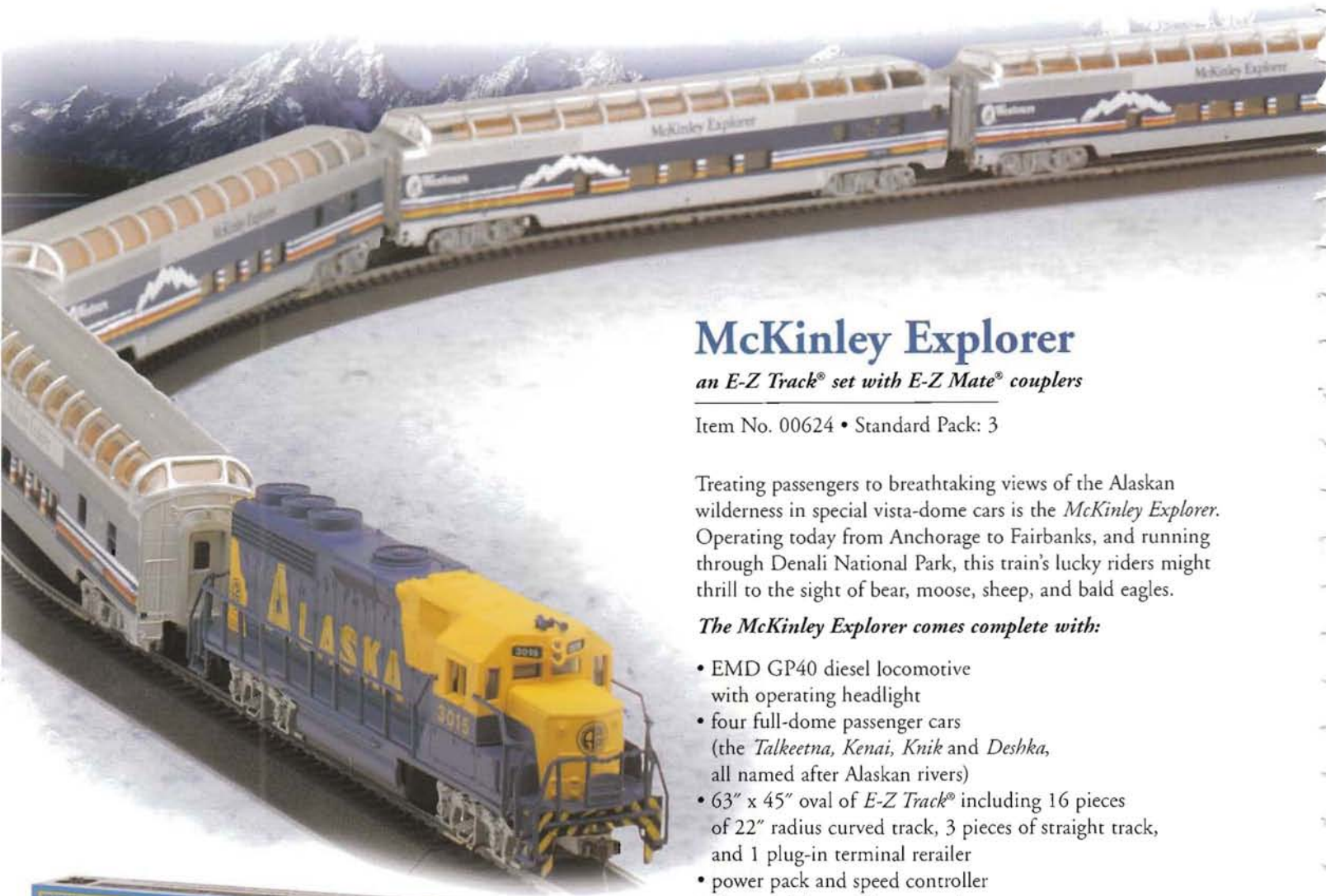
an E-Z Track® set with E-Z Mate® couplers

Item No. 00614 • Standard Pack: 3

The biggest and the best for serious railroad enthusiasts. From a powerful 4-8-4 steam locomotive, to an impressive consist of nine cars, this set has it all! The *Overland Limited* comes complete with Bachmann's exclusive E-Z Track® snap-fit track and roadbed system, plus:

- Union Pacific 4-8-4 steam locomotive and tender with operating smoke and headlight features
- grain car
- three-dome tank car
- flat car with logs
- center-flow hopper
- open quad offset hopper
- two plug-door box cars
- wood stock car
- wide-vision caboose
- 65" x 38" oval E-Z Track® set with 12 pieces of curved track, 5 pieces of straight track, and 1 plug-in terminal rerailer
- power pack and speed controller
- illustrated instruction manual





McKinley Explorer

an E-Z Track® set with E-Z Mate® couplers

Item No. 00624 • Standard Pack: 3

Treating passengers to breathtaking views of the Alaskan wilderness in special vista-dome cars is the *McKinley Explorer*. Operating today from Anchorage to Fairbanks, and running through Denali National Park, this train's lucky riders might thrill to the sight of bear, moose, sheep, and bald eagles.

The McKinley Explorer comes complete with:

- EMD GP40 diesel locomotive with operating headlight
- four full-dome passenger cars (the *Talkeetna*, *Kenai*, *Knik* and *Deshka*, all named after Alaskan rivers)
- 63" x 45" oval of E-Z Track® including 16 pieces of 22" radius curved track, 3 pieces of straight track, and 1 plug-in terminal rerailer
- power pack and speed controller
- illustrated instruction manual



Speed Controller with Plug-In Wiring



**NEW
ENGLISH-SPANISH
PACKAGE!**



**Over 6' x 3' GIANT
Figure 8 Layout**



Silver Star

an E-Z Track® set with E-Z Mate® couplers

Item No. 00634 • Standard Pack: 3

Trailing sparkling dust along the rails, the *Silver Star* streaks over the horizon. With its crimson and silver "war bonnet" paint scheme, the GP40 Santa Fe locomotive will cut through the night sky with seemingly unstoppable force. As powerful as it is sleek, the *Silver Star* will easily pull its load around the *E-Z Track*® figure-eight layout contained in this set.

The Silver Star includes:

- EMD GP40 diesel locomotive with operating headlight
- single-dome tank car
- quad hopper
- reefer
- off-center caboose
- body-mounted *E-Z Mate*® couplers
- 75" x 39" figure-eight of *E-Z Track*® with 21 pieces of curved track, 1 curved plug-in terminal rerailer, and a 30 degree crossing
- 48 railroad and street signs
- 24 telephone poles
- power pack and speed controller
- illustrated instruction manual



Speed Controller
with Plug-In Wiring



24 Telephone
Poles



48 Railroad
& Street Signs





**NEW
ENGLISH-SPANISH
PACKAGE!**



The FT diesel locomotive in this set has a die-cast chassis and eight wheel drive.

Superchief

an E-Z Track® set with E-Z Mate® couplers

Item No. 00636 • Standard Pack: 3

With the pride and power of a born leader, the mighty *Superchief* thunders along the rails. Featuring an EMD FT diesel locomotive with an operating headlight, and the Santa Fe's distinctive red and silver "war bonnet" paint scheme, the *Superchief* comes complete with:

- EMD FT diesel locomotive with operating headlight
- open quad hopper
- plug-door box car
- off-center caboose
- body-mounted *E-Z Mate*® couplers
- 36" circle of *E-Z Track*® including 11 pieces curved track, and 1 piece curved plug-in terminal railer
- power pack and speed controller
- illustrated instruction manual



**Speed Controller
with Plug-In Wiring**



The American

an E-Z Track® set with E-Z Mate® couplers

Item No. 00637 • Standard Pack: 3

When the *American* rolls into towns across the country, flags are sure to wave. With its 0-6-0 locomotive and Vanderbilt tender, this set recalls the great steam-powered freight trains of yesteryear. The *American* celebrates the ingenuity and pioneering spirit that shaped our nation.

This ready-to-run train set includes:

- 0-6-0 steam locomotive with Vanderbilt tender
- three-dome tank car
- open quad hopper
- wide-vision caboose
- body-mounted E-Z Mate® couplers
- 47" x 38" oval of E-Z Track® with 12 pieces of curved track, 1 piece of straight track, and 1 plug-in terminal rerailer
- 24 railroad and street signs
- 12 telephone poles
- power pack and speed controller
- illustrated instruction manual



Speed Controller
with Plug-In Wiring



12 Telephone
Poles



24 Railroad
& Street Signs





Speed Controller with Plug-In Wiring



The FT diesel locomotive in this set has a die-cast chassis and eight wheel drive.

Santa Fe Flyer


an E-Z Track® set with E-Z Mate® couplers

Item No. 00647 • Standard Pack: 3

Hauling freight across the deserts, mountains and cities of the American landscape is the *Santa Fe Flyer*. Powered by a mighty Santa Fe FT diesel locomotive with its distinctive "war bonnet" paint scheme, this sleek and powerful train deftly handles the ever-changing terrain of the Southwest United States.

The Santa Fe Flyer includes:

- EMD FT diesel locomotive with operating headlight
- open quad hopper
- gondola
- wide-vision caboose
- body-mounted E-Z Mate® couplers
- 36" circle of E-Z Track® including 11 pieces of curved track, and 1 curved plug-in terminal reailer
- power pack and speed controller
- illustrated instruction manual



SPECIAL FORCES
Item No. 00652



DESERT FORCES
Item No. 00654



Special Forces and Desert Forces Train Sets

E-Z Track® sets with E-Z Mate® couplers

Standard Pack: 3

First introduced during the American Civil War, military rail transport played a crucial role in successful campaigns throughout the history of the modern U.S. Armed Forces. Often serving as the logistical backbone of large operations, military trains deliver personnel, weapons, ammunition, and food to the troops in the field. We honor the tireless efforts of our men and women in uniform with the HO scale *Special Forces* (Item No. 00652) and *Desert Forces* (Item No. 00654) sets.

These ready-to-run train sets include:

- EMD GP40 locomotive with operating headlight
- center-depressed flat car with camouflage missile
- steel reefer
- floodlight car with track-powered light
- steel caboose
- 47" x 38" oval of E-Z Track® with 12 pieces of curved track, 1 piece of straight track, and 1 plug-in terminal reailer
- power pack and speed controller
- illustrated instruction manual



The floodlight cars in these sets are equipped with track-powered lighting.



Olde Tyme Village Freight

an E-Z Track® set with E-Z Mate® couplers

Item No. 00648 • Standard Pack: 3

Towering mountains, searing deserts, and lonely prairies. The *Old Tyme Village Freight* faced all these and more as it tirelessly helped build the American West. The *Old Tyme Village Freight* comes complete with Bachmann's exclusive E-Z Track® snap-fit track and roadbed system, plus:

- an American 4-4-0 steam locomotive and tender with operating headlight
- water tank car
- box car
- wood gondola
- flat car
- bobber caboose
- body-mounted E-Z Mate® couplers
- 47" x 38" oval of E-Z Track® with 12 pieces of curved track, 1 piece of straight track and 1 plug-in terminal rerailer
- power pack and speed controller
- illustrated instruction manual

**NEW
ENGLISH-SPANISH
PACKAGE!**



Speed Controller with Plug-In Wiring



Speed Controller
with Plug-In Wiring



Olde Tyme Village Express

an E-Z Track® set with E-Z Mate® couplers

Item No. 00649 • Standard Pack: 3

Climb aboard and travel back to the Wild West of the 1800's on the *Old Tyme Village Express*. The *Old Tyme Village Express* comes complete with Bachmann's E-Z Track® snap-fit track and roadbed system, plus:

- an American 4-4-0 steam locomotive and tender with operating headlight
- old-time combine
- two old-time coaches
- body-mounted E-Z Mate® couplers
- 47" x 38" oval of E-Z Track® with 12 pieces of curved track, 1 piece of straight track, and 1 plug-in terminal reiler
- power pack and speed controller
- illustrated instruction manual



The Lafayette

an E-Z Track® set

Item No. 00628 • Standard Pack: 3

Facing a shortage of motive power in its infancy, the Baltimore & Ohio Railroad turned to William Norris of Philadelphia for more locomotives to service its 107 miles of line. In 1837, Norris delivered the 4-2-0 Lafayette, the first locomotive in the B & O

roster with a leading truck and a horizontal boiler. Affectionately known as a "one-armed Billey," the 4-2-0 was the first standardized production model locomotive. Several more 4-2-0's were soon added to the B & O line, serving the railroad until as late as 1880.



The John Bull

an E-Z Track® set

Item No. 00640 • Standard Pack: 3




The John Bull is the world's oldest complete and operational locomotive. Built and designed in England, the John Bull was sent disassembled to America, where it was reconstructed in New Jersey to begin service in 1832. This locomotive was the first to have the innovative, and distinctly American, "cowcatcher" feature. Retired in 1866, the John Bull regularly resurfaced at various exhibitions including the 1876 Centennial and the 1927 "Fair of the Iron Horse." Today the John Bull resides in the Smithsonian Institute in Washington, DC.





The Lafayette includes:

- Norris 4-2-0 locomotive with hand-tooled coal load in tender
- three passenger cars
- skew-wound motor
- metal detail parts including handrails and bell
- nickel silver wheels
- 47" x 38" oval of nickel silver *E-Z Track*®, including 12 pieces curved track, 1 piece of straight track, and 1 plug-in terminal rerailer
- power pack and speed controller
- illustrated instruction manual



The John Bull includes:

- John Bull locomotive and tender
- three passenger coaches
- skew-wound motor
- finely detailed parts
- 47" x 38" oval of nickel silver *E-Z Track*®, including 12 pieces curved track, 1 piece of straight track, and 1 plug-in terminal rerailer
- power pack and speed controller
- illustrated instruction manual



The DeWitt Clinton

an E-Z Track® set

Item No. 00641 • Standard Pack: 3

Named after the father of the Erie Canal, the DeWitt Clinton made its maiden run on August 9, 1831. As one of the earliest steam operated carriers in America, the DeWitt Clinton is truly unique in railroading history. With its passengers riding in standard stagecoach bodies mounted on railroad wheels, the sight of the DeWitt Clinton was just as startling in 1831 as it would be today!



The DeWitt Clinton includes:

- DeWitt Clinton locomotive and tender (with die-cast wood load and water barrels)
- three DeWitt Clinton coaches
- skew-wound motor
- nickel silver wheels
- 47" x 38" oval of nickel silver E-Z Track®, including 12 pieces curved track, 1 piece of straight track, and 1 plug-in terminal railer
- power pack and speed controller
- illustrated instruction manual



Irish Railway

an HO/OO Scale E-Z Track® set

Item No. 00651 • Standard Pack: 3

Ireland's rich history is inextricably linked to the movement of people and goods. From its earliest days, the Irish rail system successfully overcame the rugged landscape and unique challenges it faced, earning a reputation for efficient and reliable service. Hurried by the stupendous energy of steam, passengers and freight alike were transported across an unforgiving terrain in style and ease.

The Irish Railway includes:

- Irish green "N" Class 2-6-0 locomotive and tender
- third-class brake corridor coach with international-style loop couplers
- first/third-class corridor coach with international-style loop couplers
- third-class corridor coach with international-style loop couplers
- 63" x 45" oval of nickel silver E-Z Track®, including 16 pieces 22" radius curved track, 3 pieces of straight track, and 1 plug-in terminal railer
- power pack and speed controller
- illustrated instruction manual

63" x 45"
Oval

Speed Controller
with Plug-In Wiring



47" x 38"
Oval



Speed Controller with Plug-In Wiring





**DAYLIGHT GS4 4-8-4 & TENDER
with SMOKE & OPERATING HEADLIGHT**

Standard Pack: 6 • \$112.00 each

SOUTHERN PACIFIC #4449
(not shown)
Item No. 11301

SOUTHERN PACIFIC #4446
Item No. 11302



**NIAGARA 4-8-4 & TENDER
with SMOKE & OPERATING HEADLIGHT**

Standard Pack: 6 • \$112.00 each

NEW YORK CENTRAL #6005
Item No. 11305

NEW YORK CENTRAL #6009
(not shown)
Item No. 11306



**"WAR BABY" GS4 4-8-4 & TENDER
with SMOKE & OPERATING HEADLIGHT**

Standard Pack: 6 • \$112.00 each

SOUTHERN PACIFIC #4406
Item No. 11322

SOUTHERN PACIFIC #4454
(not shown)
Item No. 11323

USRA 0-6-0 & SHORT HAUL TENDER with SMOKE

Standard Pack: 12 • \$55.00



SMOKEY MOUNTAIN
Item No. 50440

USRA 0-6-0 & VANDERBILT TENDER with SMOKE

Standard Pack: 12 • \$55.00



UNION PACIFIC
(Greyhound)
Item No. 50701

USRA 0-6-0 & SLOPE TENDER with SMOKE

Standard Pack: 12 • \$55.00 each



SANTA FE
Item No. 50602



PENNSYLVANIA
Item No. 50614



NEW YORK CENTRAL
Item No. 50620

AMERICAN 4-4-0 & TENDER

Standard Pack: 12 • \$75.00 each



UNION PACIFIC #119
Item No. 51101



CENTRAL PACIFIC "JUPITER"
Item No. 51124

PRAIRIE 2-6-2 & TENDER with SMOKE

Standard Pack: 12 • \$75.00 each



UNION PACIFIC
Item No. 51501



BALTIMORE & OHIO
Item No. 51511



NEW YORK CENTRAL
Item No. 51520



WESTERN PACIFIC
Item No. 51525

2-6-0 MOGUL & TENDER with SMOKE

Standard Pack: 12 • \$75.00 each



ROCK ISLAND
Item No. 56508



CANADIAN NATIONAL
Item No. 56513



PENNSYLVANIA
Item No. 56514



NEW YORK CENTRAL
Item No. 56520

FAIRBANKS MORSE H16-44

Standard Pack: 6 • \$48.00 each

NEW!



SANTA FE
Item No. 64102

NEW!



BALTIMORE & OHIO
Item No. 64112

NEW!



CANADIAN PACIFIC
Item No. 64129

NEW!



VIRGINIAN
Item No. 64130

NEW!



NEW HAVEN
Item No. 64131

NEW!



NORFOLK & WESTERN
Item No. 64142

H10 SCALE

DIESEL LOCOMOTIVES

EMD FT A-UNIT with 8-WHEEL DRIVE

Standard Pack: 6 • \$33.00 each



SANTA FE
Item No. 11702



DENVER & RIO GRANDE WESTERN
Item No. 11703



BURLINGTON
Item No. 11704



SEABOARD AIRLINE
Item No. 11705



BALTIMORE & OHIO
Item No. 11706



NEW YORK CENTRAL
Item No. 11707



ERIE
Item No. 11708

EMD FT B-UNIT with 8-WHEEL DRIVE

Standard Pack: 6 • \$33.00 each

SANTA FE
(red & silver "war bonnet"; not shown)
Item No. 11802



DENVER & RIO GRANDE WESTERN
(yellow & black; not shown)
Item No. 11803



BURLINGTON
(white & red; not shown)
Item No. 11804



SEABOARD
(green, orange & yellow; not shown)
Item No. 11805



BALTIMORE & OHIO
(blue & gray; not shown)
Item No. 11806



NEW YORK CENTRAL
(lightning stripe; not shown)
Item No. 11807



ERIE
(yellow & black; not shown)
Item No. 11808



DIESEL LOCOMOTIVES

HO SCALE

MDT PLYMOUTH

Standard Pack: 6 • \$25.00 each



SANTA FE
Item No. 60002



BURLINGTON
Item No. 60016



INDUSTRIAL - YELLOW
Item No. 60039



INDUSTRIAL - RED
Item No. 60040

N scale versions of our HO scale MDT Plymouth locomotives are shown for illustration purposes.

EMD GP50 with 8-WHEEL DRIVE

Standard Pack: 6 • \$33.00 each



SOUTHERN
Item No. 61204



NORFOLK SOUTHERN
Item No. 61241



NORFOLK & WESTERN
(not shown)
Item No. 61242

EMD GP40 with 8-WHEEL DRIVE

Standard Pack: 6 • \$33.00 each



UNION PACIFIC
Item No. 63501




SANTA FE
Item No. 63502



CONRAIL
Item No. 63506



CHESSIE
Item No. 63509



WESTERN MARYLAND
Item No. 63537




ALASKA
Item No. 63548

An N scale version of our HO scale Santa Fe locomotive is shown for illustration purposes.

GE B23-7/B30-7 with 8-WHEEL DRIVE

Standard Pack: 6 • \$40.00 each



UNION PACIFIC
Item No. 11103



SANTA FE
Item No. 11105



CONRAIL
Item No. 11107



CHESSIE SYSTEM
Item No. 11109



BURLINGTON NORTHERN
Item No. 11112



MISSOURI PACIFIC
Item No. 11114



CSX
Item No. 11116

CABLE CARS

Standard Pack: 12 • \$32.00 each



CABLE CAR
(red)
Item No. 60530



CABLE CAR
(green)
Item No. 60531

BRILL TROLLEYS

Standard Pack: 12 • \$27.00 each



CHRISTMAS
Item No. 61040




MAIN STREET
Item No. 61047



YELLOW #36
Item No. 61048

"GANDY DANCER" OPERATING HAND CARS

Standard Pack: 12 • \$27.00 each



ASSORTED COLORS
Item No. 46202

STREAMLINE TROLLEY

Standard Pack: 12 • \$30.00 each



PTC
Item No. 62945

40' BOX CARS

\$12.00 each



B & O TIMESAVER
Item No. 17012



PRR MERCHANDISE SERVICE
Item No. 17014



NEW HAVEN
Item No. 17031



TOLEDO, PEORIA, & WESTERN
Item No. 17032



BESSEMER & LAKE ERIE
Item No. 17033



BOSTON & MAINE
Item No. 17048

40' THREE-DOME TANK CARS

\$11.00 each



The *Silver Series*® rolling stock on this page features:

- blackened metal wheels
- body-mounted couplers
- non-magnetic axles

(all cars Standard Pack: 12)



PENNSALT CHEMICAL
Item No. 17127



DEEP ROCK
Item No. 17130



SHELL
Item No. 17134



QUAKER STATE
Item No. 17137



EXXON
Item No. 17138



PHILLIPS 66
Item No. 17140

40' GONDOLAS

\$10.00 each



UNION PACIFIC
Item No. 17201



SOUTHERN
Item No. 17204



PENNSYLVANIA
Item No. 17214



BURLINGTON
Item No. 17216



WABASH
Item No. 17234

56' ACF CENTER-FLOW HOPPERS

\$11.00 each



CANADIAN NATIONAL
Item No. 17513



NEW YORK CENTRAL
Item No. 17520



SHELL
Item No. 17534



ACF CANNONAUDE
Item No. 17537



ENJAY
Item No. 17544



CORNING
Item No. 17545

40' QUAD HOPPERS

\$10.00 each



SOUTHERN
Item No. 17604



BALTIMORE & OHIO
Item No. 17612



CSX
Item No. 17618



CHESAPEAKE & OHIO
Item No. 17622



CLINCHFIELD
Item No. 17632



NORFOLK & WESTERN
Item No. 17642

36' WIDE-VISION CABOOSE

\$10.00 each



UNION PACIFIC
Item No. 17701



SANTA FE
Item No. 17702



BURLINGTON NORTHERN
Item No. 17703



CHESSIE
Item No. 17709



GREAT NORTHERN
Item No. 17711



CSX
Item No. 17718



ERIE LACKAWANNA
Item No. 17728



NORFOLK & WESTERN
Item No. 17742



The *Silver Series*® rolling stock on this page features:

- blackened metal wheels
- body-mounted couplers
- non-magnetic axles

(all cars Standard Pack: 12)

40' SINGLE-DOME TANK CAR

\$11.00 each




PENNSALT
Item No. 17825



MAGNOLIA
Item No. 17831



SHELL
Item No. 17834



QUAKER STATE
Item No. 17837



EXXON
Item No. 17838



PHILLIPS 66
Item No. 17840

50' STEEL REEFER

\$10.00 each



UNION PACIFIC
Item No. 17901



SANTA FE
Item No. 17902



LEHIGH VALLEY
Item No. 17927



SWIFT PREMIUM
Item No. 17936



SAFeway
Item No. 17944



PACIFIC FRUIT EXPRESS
Item No. 17948

50' PLUG-DOOR BOX CAR

\$10.00 each



SANTA FE
Item No. 18002



CONRAIL
Item No. 18006



ROCK ISLAND
Item No. 18008



CHESSIE
Item No. 18009



WESTERN MARYLAND
Item No. 18037



SPOKANE, PORTLAND & SEATTLE
Item No. 18045



The Silver Series® rolling stock on these pages feature:

- blackened metal wheels
- body-mounted couplers
- non-magnetic axles

(all cars Standard Pack: 12)

52' FLAT CARS

\$11.00 each



SANTA FE
Item No. 17302



PENNSYLVANIA
Item No. 17314



WESTERN MARYLAND
Item No. 17334



SEABOARD
Item No. 17346

52' CENTER-DEPRESSED FLAT CARS



DESERT MILITARY with MISSILE
Item No. 18344 • \$17.00



OLIVE DRAB MILITARY with MISSILE
Item No. 18345 • \$17.00



with BOILER
Item No. 18346 • \$16.00



with MISSILE
Item No. 18347 • \$17.00



with TRANSFORMER
Item No. 18348 • \$14.00



with NO LOAD
Item No. 18349 • \$13.00

40' STOCK CARS

\$10.00 each



UNION PACIFIC
Item No. 18501



SANTA FE
Item No. 18502



GREAT NORTHERN
Item No. 18511




CANADIAN PACIFIC
Item No. 18524



CHICAGO & NORTHWESTERN
Item No. 18541

50' HUMANE LIVESTOCK CAR

\$12.00



Item No. 18549

ORE CARS

\$10.00 each



UNION PACIFIC
Item No. 18601



CHICAGO & NORTHWESTERN
Item No. 18641



NORFOLK & WESTERN
Item No. 18642



DULUTH, MISSABE & IRON RANGE
Item No. 18643

ACF 40' LOG CARS with LOGS

\$30.00 each



1906-1935 VERSION
Item No. 18332



1935-1960 VERSION
Item No. 18849



Die-cast car with painted resin logs

BOBBER CABOOSES

\$10.00 each



BALTIMORE & OHIO
Item No. 18412



PENNSYLVANIA
Item No. 18414



GREENBRIER & ELK RIVER
Item No. 18436



ELY-THOMAS LUMBER CO.
Item No. 18440



WEYERHAEUSER TIMBER
Item No. 18444



CASS SCENIC R.R.
Item No. 18445



BOSTON & MAINE
Item No. 18448



PAINTED UNLETTERED
Item No. 18449

CYLINDRICAL GRAIN HOPPERS

\$12.00 each



SANTA FE
Item No. 19102



CANADIAN PACIFIC
Item No. 19129



GOVERNMENT OF CANADA
Item No. 19134



HERITAGE FUND
Item No. 19139



SASKATCHEWAN
(brown & orange, not shown)
Item No. 19140



The Silver Series® rolling stock on these pages feature:

- blackened metal wheels
- body-mounted couplers
- non-magnetic axles

(all cars on these pages Standard Pack: 12)

EVANS ALL-DOOR BOX CARS

\$12.00 each



SANTA FE
Item No. 18102



SOUTHERN
Item No. 18104



SOUTHERN PACIFIC
Item No. 18107



DT & I
Item No. 18132



BENNETT LUMBER
Item No. 18133



CANADIAN FOREST PRODUCTS
Item No. 18137

BETHLEHEM STEEL 100 TON THREE-BAY HOPPER

\$12.00 each



UNION PACIFIC
Item No. 18701



CHESAPEAKE & OHIO
Item No. 18722



CLINCHFIELD
Item No. 18732



NORTHERN PACIFIC
Item No. 18735



WESTERN MARYLAND
Item No. 18737



NORFOLK & SOUTHERN
Item No. 18741

250-TON STEAM CRANE & BOOM TENDER

Crane swivels 360°. Removable knob included for adjusting boom position.

\$30.00 each



SANTA FE
Item No. 16102



READING
Item No. 16110



PENNSYLVANIA
Item No. 16114



MAINTENANCE OF WAY
Item No. 16138



PAINTED UNLETTERED
Item No. 16149



The Silver Series® rolling stock on this page features:

- blackened metal wheels
- body-mounted couplers
- non-magnetic axles


(all cars on these pages
Standard Pack: 12)

PASSENGER CARS



85' BUDD AMTRAK PASSENGER CARS with LIGHTED INTERIORS

Standard Pack: 6 • \$29.00 each



Representative car shown for illustration purposes. Paint schemes vary per prototype.



AMFLEET I PHASE II COACH
(not shown)
Item No. 13106



AMFLEET I PHASE III COACH
(not shown)
Item No. 13107



AMFLEET I PHASE IV COACH
(not shown)
Item No. 13108



AMFLEET I ACELASM REGIONAL COACH
(not shown)
Item No. 13109



AMFLEET I PHASE II CAFÉ
(not shown)
Item No. 13110



AMFLEET I PHASE III CAFÉ
(not shown)
Item No. 13111



AMFLEET I PHASE IV CAFÉ
(not shown)
Item No. 13112



AMFLEET I ACELASM REGIONAL CAFÉ
(not shown)
Item No. 13113

85' BUDD FULL-DOME PASSENGER CARS with LIGHTED INTERIORS

Standard Pack: 6 • \$25.00 each



SANTA FE
Item No. 13002



AMTRAK PHASE I
Item No. 13005



AMTRAK PHASE II
Item No. 13032



McKINLEY EXPLORER
Item No. 13037

IRISH RAILWAY COACHES

Standard Pack: 6 • \$32.00 each



THIRD-CLASS COACH
Item No. 74700




THIRD-CLASS BRAKE COACH
Item No. 74701

HO SCALE

PLASTICVILLE® U.S.A. BUILT-UPS

Plasticville

U.S.A.



HO SCALE PLASTICVILLE® U.S.A. BUILT-UPS

Standard Pack: 6

Since 1947, hobbyists and collectors have made *Plasticville® U.S.A.* products their structures of choice. Now, in addition to our traditional, easy-to-assemble kits, Bachmann is pleased to offer these pre-assembled *Plasticville® U.S.A.* buildings.

Plasticville® pieces add character and dimension to your HO scale layout. Many buildings and accessories have been added to the *Plasticville®* line throughout its history, and many are still produced from their original molds. As a fun challenge to collectors you can collect hundreds of product, color, and packaging variations that have occurred over the years (you can even join the independent Plasticville Collectors Association at plasticvilleusa.org). Whether you're new in town or an established civic leader, Bachmann builds *Plasticville® U.S.A.* for you. City growth is limited only by your imagination!



COALING STATION
Item No. 45002 • \$20.00



PEDESTRIAN BRIDGE
Item No. 45003 • \$15.00



HOUSE UNDER CONSTRUCTION
Item No. 45004 • \$15.00



SPLIT-LEVEL HOUSE
Item No. 45005 • \$20.00



**FREIGHT STATION
with PLATFORM STATION**
Item No. 45006 • \$20.00



DAIRY BARN
Item No. 45007 • \$15.00




WATER TOWER
Item No. 45008 • \$15.00

PLASTICVILLE® U.S.A. KITS

HO SCALE

Plasticville® U.S.A.



HO PLASTICVILLE® U.S.A. BUILDINGS (CLASSIC KITS)

Standard Pack: 12



CAPE COD HOUSE
Item No. 45131 • \$7.50



SCHOOL HOUSE
Item No. 45133 • \$7.50



SUPERMARKET
Item No. 45141 • \$7.50



5 & 10 STORE
Item No. 45142 • \$7.50



HARDWARE STORE
Item No. 45143 • \$7.50




POST OFFICE
Item No. 45144 • \$7.50




SWITCH TOWER
Item No. 45132 • \$7.50




SIGNAL BRIDGE
Item No. 45134 • \$7.50




WATER TANK
Item No. 45153 • \$8.50



CATHEDRAL
Item No. 45192 • \$10.50



COALING STATION
Item No. 45211 • \$12.50



POLICE STATION
Item No. 45145 • \$7.50



BARN
Item No. 45151 • \$8.50



FARM BUILDINGS with ANIMALS
Item No. 45152 • \$8.50



RANCH HOUSE
Item No. 45154 • \$8.50



FREIGHT STATION
Item No. 45171 • \$9.50



PEDESTRIAN BRIDGE
Item No. 45172 • \$9.50



SUBURBAN STATION
Item No. 45173 • \$9.50



GAS STATION
Item No. 45174 • \$12.50



HOUSE UNDER CONSTRUCTION
Item No. 45191 • \$10.50



PLATFORM STATION
Item No. 45194 • \$10.50



SPLIT-LEVEL HOUSE
Item No. 45213 • \$12.50



MOTEL with POOL
Item No. 45214 • \$12.50



CONTEMPORARY HOUSE
Item No. 45432 • \$15.00



DRIVE-IN BURGER STAND
Item No. 45434 • \$15.00



You can add diesel horn and steam whistle sound, lights, and water features to your railroad with the accessories found in this section.



DIESEL HORN in OIL STORAGE TANK
Item No. 46208 • Standard Pack: 12 • \$25.00



BUILDING with STEAM WHISTLE
Item No. 46209 • Standard Pack: 12 • \$25.00




OIL STORAGE TANK with LIGHT
Item No. 46212 • Standard Pack: 12 • \$15.50



LIGHTED FREIGHT STATION
Item No. 46216 • Standard Pack: 12 • \$18.50




LIGHTED PASSENGER STATION
Item No. 46217 • Standard Pack: 12 • \$18.50




PICKET FENCE
Item No. 42100 • Standard Pack: 24 • \$5.25



BLOCK SIGNALS
Item No. 42101 • Standard Pack: 24 • \$5.25



TELEPHONE POLES (12 pcs.)
Item No. 42102 • Standard Pack: 24 • \$5.25



CROSSING SIGNALS & GATES (12 pcs.)
Item No. 42200 • Standard Pack: 24 • \$5.75



ANIMAL SET
Item No. 42201 • Standard Pack: 24 • \$5.75



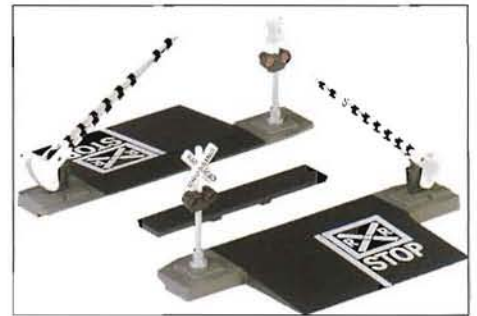
RAILROAD & STREET SIGNS (24 pcs.)
Item No. 42204 • Standard Pack: 24 • \$5.75



AUTOMOBILE SET
Item No. 42206 • Standard Pack: 24 • \$5.75



SIGNS & TRAFFIC LIGHTS (12 pcs.)
Item No. 42207 • Standard Pack: 24 • \$5.75



ROAD CROSSING
Item No. 42208 • Standard Pack: 24 • \$5.75



PARK ASSORTMENT
Item No. 42209 • Standard Pack: 24 • \$5.75



PICNIC SET
Item No. 42213 • Standard Pack: 24 • \$5.75



PLAYGROUND EQUIPMENT
Item No. 42214 • Standard Pack: 24 • \$5.75



SWIMMING POOL & ACCESSORIES
Item No. 42215 • Standard Pack: 24 • \$5.75



CENTER SQUARE MONUMENT
Item No. 42218 • Standard Pack: 24 • \$5.75



MINI WATER PUMP
Item No. 42219 • Standard Pack: 24 • \$12.40



LIGHTING KIT
Item No. 42240
Standard Pack: 24 • \$6.25



LIGHTED TRAFFIC LIGHTS
Item No. 42433
Standard Pack: 12 • \$2.00

FIGURE SETS

Standard Pack: 24 • \$6.25 each



WAITING PASSENGERS
Item No. 42330



SITTING FIGURES
Item No. 42331



STANDING FIGURES
Item No. 42332



TRAIN CREW
Item No. 42333



WORK CREW
Item No. 42334



OLD WEST FIGURES
Item No. 42335



PEOPLE AT LEISURE
Item No. 42339



TRAIN WORK CREW
Item No. 42341



SITTING PASSENGERS
Item No. 42342

15" RADIUS CURVED TRACK
Item No. 44505 • (4/card)



1/2 18" RADIUS CURVED
Item No. 44530 • (4/card)



1/2 18" RADIUS CURVED
Item No. 44531 • (4/card)



18" RADIUS CURVED TRACK
Item No. 44501 • (4/card)

*4 pieces of track
make up one
third (120°)
of an 18"
radius circle.*



**18" RADIUS CURVED
RERAILER**
Item No. 44529 • (2/card)



**18" RADIUS TERMINAL
RERAILER with WIRE**
Item No. 44502 • (1/card)



1/2 22" RADIUS CURVED
Item No. 44532 • (4/card)



22" RADIUS CURVED TRACK
Item No. 44503 • (4/card)

*4 pieces of track
make up one
quarter (90°)
of a 22"
radius circle.*



26" RADIUS CURVED TRACK
Item No. 44519 • (5/card)



**28" RADIUS
18 DEGREE CURVED**
Item No. 44506 • (5/card)

*5 pieces of track
make up one
quarter (90°)
of a 28"
radius circle.*



**33 1/4" RADIUS
6 DEGREE CURVED**
Item No. 44508 • (4/card)



**33 1/4" RADIUS
12 DEGREE CURVED**
Item No. 44509 • (4/card)



**33 1/4" RADIUS
18 DEGREE CURVED**
Item No. 44504 • (5/card)



5 pieces of track
make up one
quarter (90°)
of a 33 1/4"
radius circle.

**35 1/2" RADIUS
18 DEGREE CURVED**
Item No. 44507 • (5/card)



5 pieces of track
make up one
quarter (90°)
of a 35 1/2"
radius circle.

2 1/4" STRAIGHT TRACK
Item No. 44513 • (4/card)




3" STRAIGHT TRACK
Item No. 44512 • (4/card)



4 1/2" STRAIGHT TRACK
Item No. 44514 • (4/card)



9" STRAIGHT TRACK
Item No. 44511 • (4/card)



9" STRAIGHT RERAILER
Item No. 44528 • (2/card)



**9" STRAIGHT TERMINAL
RERAILER with WIRE**
Item No. 44510 • (1/card)



30 DEGREE CROSSING
Item No. 44540 • (1/card)



This 30°
Crossing is the
centerpiece of a
basic "Figure 8"
track
configuration.
To make a
Figure 8 you
also need: 21
pieces of 18"
Radius Curved
Track and 1
piece 18"
Radius Curved
Rerailer.

90 DEGREE CROSSING
Item No. 44541 • (1/box)



This 90°
Crossing has
many useful
applications
in railroad
design.
However, if
your goal is to
make a "Figure
8" layout, you
should start
with a 30°
Crossing.

60 DEGREE CROSSING
Item No. 44542 • (1/card)



REMOTE SWITCH - LEFT
Item No. 44561 • (1/card)



REMOTE SWITCH - RIGHT
Item No. 44562 • (1/card)



#5 LEFT HAND SWITCH
Item No. 44565 • (1/card)



#5 RIGHT HAND SWITCH
Item No. 44566 • (1/card)



BULK PACK
36" LONG STRAIGHT
Item No. 44584 • (25/box)



#5 WYE SWITCH
Item No. 44569 • (1/card)




#6 REMOTE CROSSOVER SWITCH - LEFT
Item No. 44575 • (1/box)



#6 REMOTE CROSSOVER SWITCH - RIGHT
Item No. 44576 • (1/box)



HAYES BUMPERS
Item No. 44591 • (2/card)



PLUG-IN 10' RED TERMINAL (POWER) EXTENSION WIRE
Item No. 44498 • (1/card)



PLUG-IN 10' GREEN (SWITCH) EXTENSION WIRE
Item No. 44598 • (1/card)



See Previous Pages for Product Photographs

(shown in nickel silver/gray roadbed only for illustration purposes)

NICKEL SILVER/GRAY ROADBED E-Z TRACK® BY THE CARD		unless otherwise noted, Standard Pack: 12
Item No. 44501	18" RADIUS CURVED TRACK (4/card)	\$9.30
Item No. 44502	18" RADIUS TERMINAL RERAILER with WIRE (1/card)	\$7.25
Item No. 44503	22" RADIUS CURVED TRACK (4/card)	\$12.40
Item No. 44504	33 1/4" RADIUS 18 DEGREE CURVED (5/card)	\$15.50
Item No. 44505	15" RADIUS CURVED TRACK (4/card)	\$10.00
Item No. 44506	28" RADIUS 18 DEGREE CURVED TRACK (5/card)	\$13.00
Item No. 44507	35 1/2" RADIUS 18 DEGREE CURVED (5/card)	\$15.50
Item No. 44508	33 1/4" RADIUS 6 DEGREE CURVED (4/card)	\$11.75
Item No. 44509	33 1/4" RADIUS 12 DEGREE CURVED (4/card)	\$11.35
Item No. 44510	9" STRAIGHT TERMINAL RERAILER with WIRE (1/card)	\$7.25
Item No. 44511	9" STRAIGHT TRACK (4/card)	\$9.50
Item No. 44512	3" STRAIGHT TRACK (4/card)	\$6.25
Item No. 44513	2 1/4" STRAIGHT TRACK (4/card)	\$6.25
Item No. 44514	4 1/2" STRAIGHT TRACK (4/card)	\$7.30
Item No. 44519	26" RADIUS CURVED TRACK (5/card)	\$13.00
Item No. 44528	9" STRAIGHT RERAILER (2/card)	\$6.25
Item No. 44529	18" RADIUS CURVED RERAILER (2/card)	\$6.25
Item No. 44530	1/3 18" RADIUS CURVED (4/card)	\$6.25
Item No. 44531	1/2 18" RADIUS CURVED (4/card)	\$6.25
Item No. 44532	1/2 22" RADIUS CURVED (4/card)	\$10.75
Item No. 44540	30 DEGREE CROSSING (1/card)	\$7.30
Item No. 44541	90 DEGREE CROSSING (1/box) Standard Pack: 6	\$12.90
Item No. 44542	60 DEGREE CROSSING (1/card) Standard Pack: 6	\$10.75
Item No. 44561	REMOTE SWITCH - LEFT (1/card)	\$17.00
Item No. 44562	REMOTE SWITCH - RIGHT (1/card)	\$17.00
Item No. 44565	#5 LEFT HAND SWITCH (1/card)	\$26.00
Item No. 44566	#5 RIGHT HAND SWITCH (1/card)	\$26.00
Item No. 44569	#5 WYE SWITCH (1/card)	\$26.00
Item No. 44575	#6 REMOTE CROSSOVER SWITCH - LEFT (1/box)	\$47.00
Item No. 44576	#6 REMOTE CROSSOVER SWITCH - RIGHT (1/box)	\$47.00
Item No. 44591	HAYES BUMPERS (2/card)	\$9.00
Item No. 44594	NICKEL SILVER E-Z TRACK® LAYOUT EXPANDER SET Standard Pack: 6	\$62.00
Item No. 44596	WORLD'S GREATEST HOBBY® TRACK PACK Standard Pack: 3	\$90.00

BULK NICKEL SILVER/GRAY ROADBED E-Z TRACK® (BY THE CARTON)		Standard Pack: 1
Item No. 44580	18" RADIUS CURVED TRACK - BULK (50 pieces per carton)	\$91.00
Item No. 44581	9" STRAIGHT TRACK - BULK (50 pieces per carton)	\$91.00
Item No. 44583	22" RADIUS CURVED TRACK - BULK (50 pieces per carton)	\$130.00
Item No. 44584	36" STRAIGHT TRACK - BULK (25 pieces per carton)	\$193.50

STEEL ALLOY/BLACK ROADBED E-Z TRACK® BY THE CARD		unless otherwise noted, Standard Pack: 12
Item No. 44401	18" RADIUS CURVED TRACK (4/card)	\$7.25
Item No. 44402	18" RADIUS TERMINAL RERAILER with WIRE (1/card)	\$6.25
Item No. 44403	22" RADIUS CURVED TRACK (4/card)	\$8.25
Item No. 44410	9" STRAIGHT TERMINAL RERAILER with WIRE (1/card)	\$6.25
Item No. 44411	9" STRAIGHT TRACK (4/card)	\$7.25
Item No. 44412	3" STRAIGHT TRACK (4/card)	\$5.15
Item No. 44428	9" STRAIGHT RERAILER (2/card)	\$4.15
Item No. 44429	18" RADIUS CURVED RERAILER (2/card)	\$4.15
Item No. 44440	30 DEGREE CROSSING (1/card)	\$5.25
Item No. 44441	90 DEGREE CROSSING (1/box) Standard Pack: 6	\$9.50
Item No. 44461	REMOTE SWITCH - LEFT (1/card)	\$12.50
Item No. 44462	REMOTE SWITCH - RIGHT (1/card)	\$12.50
Item No. 44491	HAYES BUMPERS (2/card)	\$9.00
Item No. 44494	STEEL ALLOY E-Z TRACK® LAYOUT EXPANDER SET Standard Pack: 6	\$43.25

BULK STEEL ALLOY/BLACK ROADBED E-Z TRACK® (BY THE CARTON)		Standard Pack: 1
Item No. 44480	18" RADIUS CURVED TRACK - BULK (50 pieces per carton)	\$62.00
Item No. 44481	9" STRAIGHT TRACK - BULK (50 pieces per carton)	\$62.00
Item No. 44483	22" RADIUS CURVED TRACK - BULK (50 pieces per carton)	\$88.00

ADDITIONAL E-Z TRACK® ACCESSORY ITEMS		Standard Pack: 12
Item No. 44498	10' RED TERMINAL (Power) EXTENSION WIRE (1/card)	\$5.20
Item No. 44598	10' GREEN SWITCH EXTENSION WIRE (1/card)	\$5.50

Bachmann's exclusive *E-Z Track*® System makes set-up quick, easy and fun!

E-Z TRACK® PIER SETS


Standard Pack: 12



14 PIECE GRADUATED PIER SET
Item No. 44471 • \$14.50



8 PIECE TALL PIER SET
Item No. 44472 • \$12.00



WORLD'S GREATEST HOBBY® TRACK PACK
with NICKEL SILVER HO SCALE E-Z TRACK®
Item No. 44596 • Standard Pack: 3 • \$90.00

It's never been easier to get started in model railroading! Our *World's Greatest Hobby*® Track Pack contains all the track you need to build the layout featured in the included DVD, *Building Your First Model Railroad*. Hosted by actor and model railroad enthusiast Michael Gross, the easy-to-follow video will quickly get you on track for fun with the World's Greatest Hobby!

43-piece World's Greatest Hobby® Track Pack includes:

- World's Greatest Hobby *Building Your First Model Railroad* DVD, hosted by actor and model railroad enthusiast Michael Gross
- nine 9" straights
- one 9" terminal/reailer
- one 9" reailer
- twenty 18" radius curves
- two 3" straights
- two switches - left
- two switches - right
- four switch wires (green)
- one terminal wire (red)

Bachmann HO scale nickel silver E-Z Track® features:

- nickel silver rails for superior electrical conductivity
- clear tie spacing
- low-profile spike heads
- modeled from AAR track engineering dimensions



E-Z TRACK® CROSSING GATE
Item No. 44579 • Standard Pack: 6 • \$25.00

E-Z TRACK® LAYOUT EXPANDER SETS

Standard Pack: 6



STEEL ALLOY
Item No. 44494 • \$43.25



NICKEL SILVER
Item No. 44594 • \$62.00

With the *E-Z Track*® Expander Set, you can add to the track included with our train sets or create new configurations of turnouts, branchlines, and double-track mainlines on your existing railroad. Also, a handy track plan manual included with the *Expander Set* contains ideas to inspire railroad tycoons of all ages. Offered in steel alloy (with black roadbed) or nickel silver (with gray roadbed) versions.

Features include:

- 12 pieces of snap-fit *E-Z Track*®, including 4 pieces of 9" straight, 4 pieces 18" radius curved track, 1 left-hand remote switch, 1 right-hand remote switch, and 2 Hayes bumpers
- quick, easy assembly on floors, tables, and carpets without the need for special tools or fasteners
- helpful track plan manual



Magnetically Operated Knuckle Couplers

E-Z Mate® couplers make use of precision molding techniques and space-age material to allow the molding of springs as an integral part of the knuckle coupler. With *E-Z Mate*® couplers, gone forever are the problems and expense associated with separate coil springs.

The installation of *E-Z Mate*® couplers is a dream come true. It's simply a matter of removing the coupler pocket cover, dropping in an *E-Z Mate*® coupler, and replacing the cover. Operation is simple as well. *E-Z Mate*® couplers operate with a standard metal "glad hand" and under-track magnet, and they are completely compatible with all magnetically operated knuckle couplers currently on the market. (Our under-track magnet comes with a trackside brakeman figure to indicate the magnet's position.) Coupling, uncoupling, and other yard operations are all performed with familiar ease.



***E-Z MATE*® Magnetic Knuckle Couplers**

Standard Pack: 12 cards with 12 coupler pairs per card • \$10.00 each card

Item No. 78005

Center Shank - Medium



***E-Z MATE*® Magnetic Knuckle Couplers - Economy Pack**

Standard Pack: 12 cards with 25 coupler pairs per card • \$18.00 each card

Item No. 78105

Center Shank - Medium



***E-Z MATE*® MARK II Magnetic Knuckle Couplers with Metal Coil Springs**

Standard Pack: 12 cards with 12 coupler pairs per card • \$15.50 each card

Item No. 78021

Over Shank - Long

Item No. 78022

Over Shank - Medium

Item No. 78023

Over Shank - Short

Item No. 78024

Center Shank - Long

Item No. 78025

Center Shank - Medium

Item No. 78026

Center Shank - Short

Item No. 78027

Under Shank - Long

Item No. 78028

Under Shank - Medium

Item No. 78029

Under Shank - Short



***E-Z MATE*® MARK II Magnetic Knuckle Couplers with Metal Coil Springs - Economy Pack**

Standard Pack: 12 cards with 25 coupler pairs per card • \$25.00 each card

Item No. 78125

Center Shank - Medium

NEM COUPLER (*E-Z MATE*® MARK II)

Standard Pack: 12 cards with 12 coupler pairs per card • \$15.50 each card

This NEM Mark II coupler fits into standard European coupler pockets for simple conversion to *E-Z Mate*® operation.

Item No. 78035

Center Shank - Medium



MAGNET WITH BRAKEMAN (1/Card)

Item No. 78999 • Standard Pack: 24 • \$2.25

Highballer

an E-Z Track® set

Item No. 24002 • Standard Pack: 6

The term “highball” originally referred to a railroad track signal indicating it was safe to proceed (literally a ball hung over the tracks). In time, the expression “highballer” evolved to describe a train engineer who ran his

locomotives at reckless speeds. We urge you to go easy on the throttle when you operate this *Highballer* train set! The *Highballer* comes complete with Bachmann’s exclusive E-Z Track® snap-fit track and roadbed system, plus:

- an EMD F9 diesel locomotive with operating headlight
- plug-door box car (or reefer)
- gondola
- off-center caboose

- 24” circle of nickel silver E-Z Track® including 11 pieces curved track, and 1 curved plug-in terminal rerailer
- power pack and speed controller
- illustrated instruction manual



Prairie Flyer

an E-Z Track® set

Item No. 24004 • Standard Pack: 6

The *Prairie Flyer* steams back in time, taking us through the Great Plains to America’s Old West. Pull the brake — a buffalo stampede is crossing the tracks! The *Prairie Flyer* comes complete with

Bachmann’s exclusive E-Z Track® snap-fit track and roadbed system, plus:

- an American 4-4-0 steam locomotive and tender
- old-time combine
- two old-time coaches
- 34” x 24” oval of nickel silver E-Z Track® including 11 pieces curved track, 4 pieces straight track, and 1 curved plug-in terminal rerailer

- power pack and speed controller
- illustrated instruction manual



Iron Duke

an E-Z Track® set

Item No. 24005 • Standard Pack: 6

Forged and cast from the elements of the earth, the size and strength of a steam locomotive are truly awesome. Capturing the elusive feeling of raw power, the *Iron Duke* train set comes complete with Bachmann’s exclusive E-Z Track® snap-fit track and roadbed system, plus:

- an 0-6-0 steam locomotive with slope back tender
- single-dome tank car
- box car
- covered hopper
- off-center caboose
- 34” x 24” oval of nickel silver E-Z Track® including 11 pieces curved track, 4 pieces straight track, and 1 curved plug-in terminal rerailer
- 12 telephone poles

- 24 railroad and street signs
- power pack and speed controller
- illustrated instruction manual



The Frontiersman

an E-Z Track® set

Item No. 24006 • Standard Pack: 6

The early railroads were instrumental in opening vast tracts of American land for settlement and development. Moving people, natural resources and supplies, steam trains could rightfully be called “Frontiersmen.”

Our *Frontiersman* train set comes complete with Bachmann’s exclusive E-Z Track® snap-fit track and roadbed system, plus:

- an American 4-4-0 steam locomotive and tender
- old-time water tank car
- old-time box car
- old-time gondola
- old-time flat car
- old-time bobber caboose
- 34” x 24” oval of nickel silver E-Z Track® including 11 pieces curved

- track, 4 pieces straight track, and 1 curved plug-in terminal rerailer
- power pack and speed controller
- illustrated instruction manual



ELECTRIC TRAIN SETS

N SCALE

24" Circle



Speed Controller with Plug-In Wiring



34" x 24" Oval



Speed Controller with Plug-In Wiring



34" x 24" Oval




Speed Controller with Plug-In Wiring



34" x 24" Oval



Speed Controller with Plug-In Wiring



The Centennial

an E-Z Track® set

Item No. 24007 • Standard Pack: 6

Sleekly styled after Amtrak's Amfleet passenger trains, *The Centennial* comes complete with Bachmann's exclusive E-Z Track® snap-fit track and roadbed system, plus:

- an E60CP electric locomotive with diode directional headlights, and dual pantographs



- three Amfleet coach cars
- 34" x 24" oval of nickel silver E-Z Track® including 11 pieces curved track, 4 pieces straight track, and 1 curved plug-in terminal railer
- power pack
- illustrated instruction manual

Explorer

an E-Z Track® set

Item No. 24008 • Standard Pack: 6

As a freight train makes its way over the rails, it's a modern explorer of an ever-changing landscape. Each day brings new adventures and new excitement! This *Explorer* train set comes complete with Bachmann's exclusive E-Z Track® snap-fit track and roadbed system, plus:

- a powered EMD F9 diesel locomotive with operating headlight



- unpowered "A" unit F9 diesel locomotive
- single-dome tank car
- refrigerator car
- covered hopper
- plug-door box car
- flat car with containers
- off-center caboose
- 34" x 24" oval of nickel silver E-Z Track® including 11 pieces curved track, 4 pieces straight track, and 1 curved plug-in terminal railer
- 12 telephone poles
- 24 railroad and street signs
- power pack and speed controller
- illustrated instruction manual

Empire Builder

an E-Z Track® set

Item No. 24009 • Standard Pack: 6

American railroads helped build great fortunes and the wealth of the Nation. Doing its part, our *Empire Builder* train set comes complete with Bachmann's exclusive E-Z Track® snap-fit track and roadbed system, plus:

- a Northern 4-8-4 steam locomotive and tender with operating headlight
- wood reefer




- single-dome tank car
- center-flow hopper
- plug-door box car
- wood stock car
- wood braced gondola
- open quad offset hopper
- off-center caboose
- 44" x 24" oval of nickel silver E-Z Track® including 11 pieces curved track, 8 pieces straight track, and 1 curved plug-in terminal railer
- 12 telephone poles
- 24 railroad and street signs
- power pack and speed controller
- illustrated instruction manual

ELECTRIC TRAIN SETS



34" x 24"
Oval



NEW
ENGLISH-SPANISH
PACKAGE!

34" x 24"
Oval



Speed Controller
with Plug-In Wiring



NEW
ENGLISH-SPANISH
PACKAGE!

44" x 24"
Oval



Speed Controller
with Plug-In Wiring



McKinley Explorer

an E-Z Track® set

Item No. 24010 • Standard Pack: 6

Treating passengers to breathtaking views of the Alaskan wilderness in special vista-dome cars is the *McKinley Explorer*. Operating today from Anchorage to Fairbanks, and running through Denali National Park, this train's lucky riders might thrill to the sight of bear, moose, sheep, and bald eagles. Our N scale *McKinley Explorer* set comes complete with:

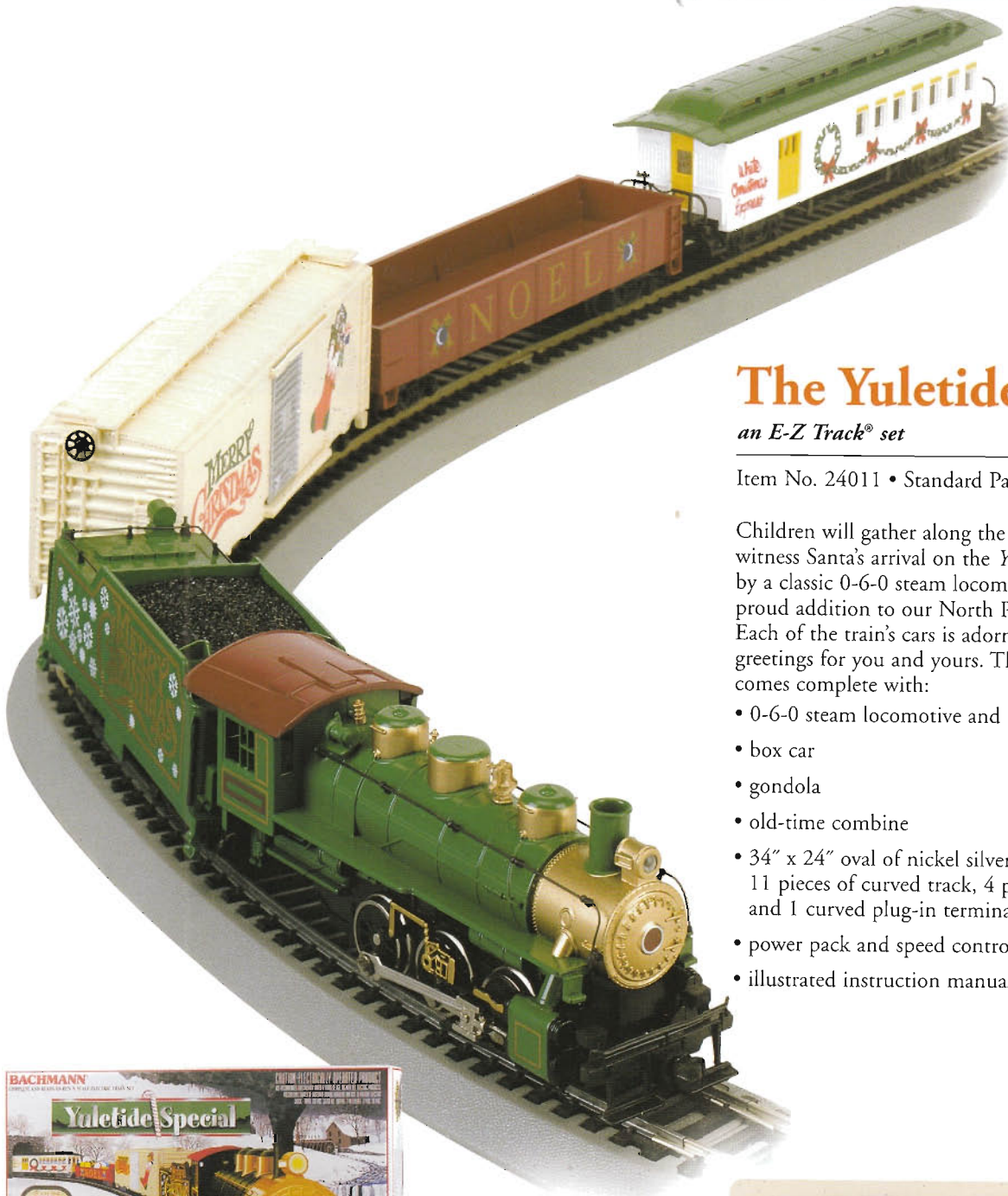
- powered EMD F9 diesel locomotive
- unpowered EMD F9 unit
- three full-dome passenger cars (the *Kenai*, *Knik* and *Deshka*, all named after Alaskan rivers)
- 34" x 24" oval of E-Z Track® including 11 pieces curved track, 4 pieces straight track, and 1 curved plug-in terminal railer
- power pack and speed controller
- illustrated instruction manual

34" x 24"
Oval

BACHMANN'S EXCLUSIVE
E-Z TRACK SYSTEM
ASSEMBLES IN MINUTES!

Speed Controller with Plug-In Wiring

Yuletide Special



The Yuletide Special

an E-Z Track® set

Item No. 24011 • Standard Pack: 6

Children will gather along the railroad tracks to witness Santa's arrival on the *Yuletide Special*. Powered by a classic 0-6-0 steam locomotive, this train is a proud addition to our North Pole & Southern railroad. Each of the train's cars is adorned with holiday greetings for you and yours. The *Yuletide Special* comes complete with:

- 0-6-0 steam locomotive and tender
- box car
- gondola
- old-time combine
- 34" x 24" oval of nickel silver E-Z Track® including 11 pieces of curved track, 4 pieces straight track, and 1 curved plug-in terminal rerailer
- power pack and speed controller
- illustrated instruction manual





Most of our N scale locomotives are now shipping in clear plastic boxes for display and storage convenience.



4-4-0 AMERICAN & TENDER

Standard Pack: 12 • \$58.00 each



CENTRAL PACIFIC "JUPITER"
Item No. 51174

UNION PACIFIC #119
Item No. 51151



BALTIMORE & OHIO
Item No. 11751




CHICAGO, BURLINGTON & QUINCY
Item No. 11752



PENNSYLVANIA
Item No. 11753

USRA 0-6-0 SWITCHER & TENDER

Standard Pack: 12 • \$42.00 each



SANTA FE
Item No. 50552



PENNSYLVANIA
Item No. 50564

PRAIRIE 2-6-2 & TENDER

Standard Pack: 12 • \$58.00 each



UNION PACIFIC
Item No. 51551



NEW YORK CENTRAL
Item No. 51570

NORTHERN 4-8-4 & 52' TENDER

with operating headlight

Standard Pack: 6 • \$90.00 each



SANTA FE
Item No. 58052



BURLINGTON
Item No. 58066



GREAT NORTHERN
Item No. 58161

CLASS J 4-8-4 & TENDER

with operating headlight

Standard Pack: 12 • \$90.00 each



NORFOLK & WESTERN #611
(not shown)
Item No. 65769

NORFOLK & WESTERN #608
Item No. 65869

BRILL TROLLEY

Standard Pack: 12 • \$29.00 each



MAIN STREET
Item No. 61090



YELLOW #36
Item No. 61098

STREAMLINE TROLLEY

Standard Pack: 12 • \$31.00 each



#7407
Item No. 62989



PTC
Item No. 62995

MDT PLYMOUTH

Standard Pack: 12 • \$25.00 each



SANTA FE
Item No. 60052



BURLINGTON
Item No. 60066



INDUSTRIAL - YELLOW
Item No. 60089



INDUSTRIAL - RED
Item No. 60090

GP50

Standard Pack: 12 • \$30.00 each

UNION PACIFIC
(not shown)
Item No. 61251



SANTA FE
Item No. 61252



SOUTHERN
Item No. 61254



NORFOLK & SOUTHERN
Item No. 61291

An HO scale version of our N scale Southern locomotive is shown for illustration purposes.

EMD GP40

Standard Pack: 12 • \$30.00 each



SANTA FE
Item No. 63552



CONRAIL
Item No. 63556



WESTERN MARYLAND
Item No. 63587



ALASKA
Item No. 63598

An HO scale version of our N scale Conrail locomotive is shown for illustration purposes.

U36-B

Standard Pack: 12 • \$30.00 each



SANTA FE
Item No. 64052



BURLINGTON NORTHERN
Item No. 64053

CSX
(not shown)
Item No. 64068



DELAWARE & HUDSON
Item No. 64076

N SCALE ROLLING STOCK

40' BOX CARS

Standard Pack: 12 • \$10.00 each



READING "BEE LINE"
Item No. 70060




LANCASTER & CHESTER
Item No. 70083



ALTON & SOUTHERN
Item No. 70084



GREEN BAY & WESTERN
Item No. 70086



BANGOR & AROOSTOCK
Item No. 70088



D & R G W "COOKIE BOX"
Item No. 70089

40' THREE-DOME TANK CARS

Standard Pack: 12 • \$10.00 each



SHELL
Item No. 70184



PENNSALT
Item No. 70186



QUAKER STATE
Item No. 70187




EXXON
Item No. 70188



PHILLIPS 66
Item No. 70190

40' GONDOLAS


Standard Pack: 12 • \$10.00 each



UNION PACIFIC
Item No. 73651




SOUTHERN
Item No. 73654



CHESIE
Item No. 73659



PENNSYLVANIA
Item No. 73664



BURLINGTON
Item No. 73666



Most of our N scale rolling stock is now shipping in clear plastic boxes for display and storage convenience.



56' CENTER-FLOW HOPPERS


Standard Pack: 12 • \$10.00 each



ROCK ISLAND
Item No. 70558



CANADIAN NATIONAL
Item No. 70563



LEHIGH VALLEY
Item No. 70577



SHELL
Item No. 70584



ENJAY
Item No. 70594



CORNING
Item No. 70595

40' QUAD HOPPERS

Standard Pack: 12 • \$10.00 each



SOUTHERN
Item No. 73354



CSX
Item No. 73368



CHESAPEAKE & OHIO
Item No. 73372



DELAWARE & HUDSON
Item No. 73376



NORFOLK & WESTERN
Item No. 73392



MINNEAPOLIS & ST. LOUIS
Item No. 73396

HO scale versions of our N scale Silver Series® rolling stock are shown on these pages for illustration purposes.

40' SINGLE-DOME TANK CARS

Standard Pack: 12 • \$10.00 each



SHELL
Item No. 73484



PENNSALT
Item No. 73486



QUAKER STATE
Item No. 73487



EXXON
Item No. 73488



PHILLIPS 66
Item No. 73490

HI-CUBE BOX CARS

Standard Pack: 12 • \$10.00 each



UNION PACIFIC
Item No. 71251



BURLINGTON
Item No. 71266



NEW YORK CENTRAL
Item No. 71270



D & R G W
Item No. 71289

40' STOCK CARS

Standard Pack: 12 • \$10.00 each



UNION PACIFIC
Item No. 71551



GREAT NORTHERN
Item No. 71561



SANTA FE
Item No. 71582



NEW!
CHRISTMAS 2004
Item No. 71585



CHICAGO & NORTHWESTERN
Item No. 71591

Some HO and On30 scale versions of our N scale rolling stock are shown for illustration purposes.

50' STEEL REEFERS

Standard Pack: 12 • \$10.00 each



UNION PACIFIC
Item No. 70951



SANTA FE
Item No. 70952



CANADIAN NATIONAL
Item No. 70963



LEHIGH VALLEY
Item No. 70977



TROPICANA
Item No. 70997



PACIFIC FRUIT EXPRESS
Item No. 70998

50' PLUG-DOOR BOX CARS

Standard Pack: 12 • \$10.00 each



CONRAIL
Item No. 71056



CHESSIE
Item No. 71059



READING
Item No. 71060



MILWAUKEE ROAD
Item No. 71067



FRISCO
Item No. 71075



ERIE LACKAWANNA
Item No. 71078

52' CENTER-DEPRESSED FLAT CARS

Standard Pack: 12



with MISSILE
Item No. 71391 • \$16.00



with TRANSFORMER
Item No. 71398 • \$13.00



with NO LOAD
Item No. 71399 • \$12.00

PS2 COVERED HOPPERS

Standard Pack: 12 • \$10.00 each



GREAT NORTHERN
Item No. 73861



BALTIMORE & OHIO
Item No. 73862



KOPPER'S PLASTIC
Item No. 73893



WABASH
Item No. 73897

36' WIDE-VISION CABOOSES

Standard Pack: 12 • \$10.00 each



UNION PACIFIC
Item No. 70751



SANTA FE
Item No. 70752



BURLINGTON NORTHERN
Item No. 70753



CHESSIE
Item No. 70759



GREAT NORTHERN
Item No. 70761



CSX
Item No. 70768



ERIE LACKAWANNA
Item No. 70778



NORFOLK & WESTERN
Item No. 70792

TRI-LEVEL/CRANE & BOOM

Standard Pack: 12



89' TRI-LEVEL with AUTOS
SANTA FE
Item No. 46502 • \$16.50



250 TON CRANE & BOOM
UNION PACIFIC
Item No. 46611 • \$19.00



250 TON CRANE & BOOM
SANTA FE
Item No. 46612 • \$19.00

PASSENGER CAR

Standard Pack: 12 • \$14.50



BUDD AMFLEET COACH
Item No. 72255

85' FULL-DOME PASSENGER CARS

Standard Pack: 12 • \$12.50 each



SANTA FE
Item No. 74352



AMTRAK
Item No. 74355

HO scale versions of our N scale *Silver Series*® rolling stock are shown on these pages for illustration purposes.



INSTANT BUILDINGS FOR YOUR RAILROAD! THE ALREADY-ASSEMBLED MODELS SHOWN ON THESE PAGES WILL ADD INTEREST AND REALISM TO ANY N SCALE LAYOUT.




AUTO BODY SHOP
Item No. 45708 • Standard Pack: 12 • \$10.00



DRIVE-IN BURGER STAND
Item No. 45709 • Standard Pack: 12 • \$10.00



DRIVE-IN BANK
Item No. 45804 • Standard Pack: 12 • \$10.00



SCHOOL HOUSE
Item No. 45807 • Standard Pack: 12 • \$10.00



FARM HOUSE
Item No. 45812 • Standard Pack: 12 • \$10.00



TWO STORY HOUSE
Item No. 45813 • Standard Pack: 12 • \$10.00



NEW ENGLAND RANCH HOUSE
Item No. 45814 • Standard Pack: 12 • \$10.00



FACTORY
Item No. 45902 • Standard Pack: 12 • \$11.00



CAR SHOWROOM
Item No. 45903 • Standard Pack: 12 • \$11.00




SHELL GAS STATION
Item No. 45904 • Standard Pack: 12 • \$11.00



PLATFORM STATION
Item No. 45906 • Standard Pack: 12 • \$11.00



FREIGHT STATION
Item No. 45907 • Standard Pack: 12 • \$11.00




PASSENGER STATION
Item No. 45908 • Standard Pack: 12 • \$11.00



CONTEMPORARY HOUSE
Item No. 45909 • Standard Pack: 12 • \$11.00



WATER TANK
Item No. 45810 • Standard Pack: 12 • \$10.00



COUNTRY CHURCH
Item No. 45815 • Standard Pack: 12 • \$10.00



COALING STATION
Item No. 45811 • Standard Pack: 12 • \$10.00




ELECTRIC DIESEL HORN in OIL TANK
Item No. 46708 • Standard Pack: 12 • \$21.00



STEAM WHISTLE in FREIGHT STATION
Item No. 46709 • Standard Pack: 12 • \$21.00



BLINKING OIL TANK
Item No. 46712 • Standard Pack: 12 • \$12.50



DUAL CROSSING GATES
Item No. 46720 • Standard Pack: 12 • \$12.50




BLINKING BRIDGE & TRESTLE
(18 pieces)
Item No. 46721 • Standard Pack: 12 • \$10.25



BRIDGE & TRESTLE
(31 pieces)
Item No. 46723 • Standard Pack: 12 • \$10.25




FIGURE SET
Item No. 42502 • Standard Pack: 24 • \$5.25



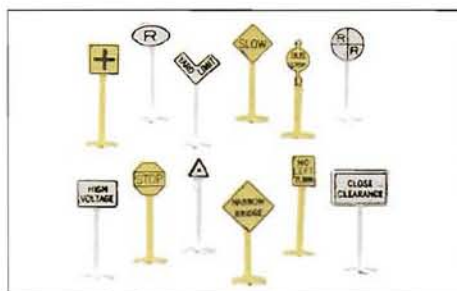
CROSSING GATES and SIGNALS
(12 pieces)
Item No. 42504 • Standard Pack: 24 • \$5.25




ANIMAL SET
Item No. 42505 • Standard Pack: 24 • \$5.25



TELEPHONE POLES
(12 pieces)
Item No. 42506 • Standard Pack: 24 • \$5.25



RAILROAD and STREET SIGNS
(24 pieces)
Item No. 42513 • Standard Pack: 24 • \$5.25



ROAD CROSSING
Item No. 42522 • Standard Pack: 24 • \$5.25

N SCALE

SNAP-FIT E-Z TRACK®

11 3/4" RADIUS CURVED TRACK
Item No. 44801 • \$8.50
(6/card)
Standard Pack: 12



11 3/4" RADIUS TERMINAL RERAILER
Item No. 44802 • \$4.25
(1/card)
Standard Pack: 12



19" RADIUS CURVED TRACK
Item No. 44804 • \$15.50
(6/card)
Standard Pack: 12



5" STRAIGHT TRACK
Item No. 44811 • \$8.50
(6/card)
Standard Pack: 12



BULK PACK 30" STRAIGHT TRACK
Item No. 44887 • \$193.50
(25 per carton)
Standard Pack: 1



10" STRAIGHT TRACK
Item No. 44815 • \$15.50
(6/card)
Standard Pack: 12



ASSORTED SECTIONS STRAIGHT TRACK
Item No. 44829 • \$15.50
(2 pieces each section)
Standard Pack: 12



NEW!

30 DEGREE CROSSING
Item No. 44840 • \$12.50
(1/card)
Standard Pack: 12



90 DEGREE CROSSING
Item No. 44841 • \$12.50
(1/card)
Standard Pack: 6



60 DEGREE CROSSING
Item No. 44842 • \$12.50
(1/card)
Standard Pack: 12

NEW!



REMOTE LEFT-HAND SWITCH
Item No. 44861 • \$14.50
(1/card)
Standard Pack: 12



REMOTE RIGHT-HAND SWITCH
Item No. 44862 • \$14.50
(1/card)
Standard Pack: 12



BUMPERS
Item No. 44890 • \$5.25
(2/card)
Standard Pack: 12



HO scale versions of some of our N scale E-Z Track® accessories are shown on these pages for illustration purposes.

Snap-Fit Nickel Silver E-Z Track® with Gray Roadbed

BULK NICKEL SILVER/GRAY ROADBED E-Z TRACK® (BY THE CARTON)

Item No. 44880	11 1/4" RADIUS CURVED TRACK - BULK (50 pieces per carton)	Standard Pack: 1	\$65.00
Item No. 44881	5" STRAIGHT TRACK - BULK (50 pieces per carton)		\$65.00
Item No. 44882	10" STRAIGHT TRACK - BULK (50 pieces per carton)		\$109.00
Item No. 44884	19" RADIUS CURVED TRACK - BULK (50 pieces per carton)		\$109.00
Item No. 44887	30" STRAIGHT TRACK - BULK (25 pieces per carton)		\$193.50



16 PIECE E-Z TRACK® PIER SET
 Item No. 44871 • Standard Pack: 12 • \$12.50



E-Z TRACK® CROSSING GATE
 Item No. 44879 • Standard Pack: 6 • \$20.50



PLASTICVILLE® U.S.A. BUILT-UPS

Plasticville® U.S.A.



O SCALE PLASTICVILLE® U.S.A. BUILT-UPS

Standard Pack: 3

Since 1947, hobbyists and collectors have made *Plasticville® U.S.A.* products their structures of choice. Now, in addition to our traditional, easy-to-assemble kits, Bachmann is pleased to offer these pre-assembled *Plasticville® U.S.A.* buildings.

Plasticville® pieces add character and dimension to your O scale layout. Many buildings and accessories have been added to the *Plasticville®* line throughout its history, and many are still produced from their original molds. As a fun challenge to collectors, you can collect hundreds of product, color, and packaging variations that have occurred over the years (you can even join the independent Plasticville Collectors Association at plasticvilleusa.org). Whether you're new in town or an established civic leader, Bachmann builds *Plasticville® U.S.A.* for you. City growth is limited only by your imagination!



COALING STATION
Item No. 45301 • \$24.00



SPLIT-LEVEL HOUSE
Item No. 45302 • \$28.00



TOWN HALL
Item No. 45303 • \$28.00



**SCHOOL HOUSE
with PLAYGROUND
EQUIPMENT**
Item No. 45304 • \$24.00



TWO-STORY HOUSE
Item No. 45305 • \$24.00



HOBO JUNGLE
Item No. 45306 • \$28.00



**LOADING PLATFORM &
CROSSING SHANTY**
Item No. 45307 • \$24.00



COUNTRY CHURCH
Item No. 45308 • \$20.00




SIGNAL BRIDGE
Item No. 45309 • \$20.00



**TRAILER PARK
with TWO TRAILERS
& FLAG POLE with FLAG**
Item No. 45310 • \$20.00

Plasticville®



TURNPIKE INTERCHANGE
Item No. 45601 • Standard Pack: 12 • \$20.00



DAIRY BARN
Item No. 45602 • Standard Pack: 12 • \$15.00



WINDMILL with FARM MACHINERY
Item No. 45603 • Standard Pack: 12 • \$15.00



FARM OUTBUILDINGS
Item No. 45604 • Standard Pack: 12 • \$12.00

Some models on this page have been weathered and painted for illustration purposes.



DINER
Item No. 45605 • Standard Pack: 12 • \$15.00



FROSTY BAR
Item No. 45606 • Standard Pack: 12 • \$12.00



SPLIT-LEVEL HOUSE
Item No. 45607 • Standard Pack: 12 • \$20.00



CAPE COD HOUSES
(2 per box)
Item No. 45608 • Standard Pack: 12 • \$15.00



POLICE STATION with POLICE CAR
Item No. 45609 • Standard Pack: 12 • \$15.00



**FIRE HOUSE with PUMPER TRUCK,
LADDER TRUCK & FIRE CHIEF CAR**
Item No. 45610 • Standard Pack: 12 • \$20.00




SCHOOL HOUSE with PLAYGROUND EQUIPMENT
Item No. 45611 • Standard Pack: 12 • \$17.00



TRAILER PARK with 3 TRAILERS & FLAG POLE with FLAG
Item No. 45612 • Standard Pack: 12 • \$15.00



HOUSE UNDER CONSTRUCTION
Item No. 45613 • Standard Pack: 12 • \$17.00



TOWN HALL
Item No. 45614 • Standard Pack: 12 • \$20.00



GREENHOUSE with FLOWERS
Item No. 45615 • Standard Pack: 12 • \$17.00



MOTEL
Item No. 45618 • Standard Pack: 12 • \$15.00



ROADSIDE STAND
Item No. 45621 • Standard Pack: 12 • \$15.00



TWO STORY HOUSE
Item No. 45622 • Standard Pack: 12 • \$17.00




SIGNAL BRIDGE
Item No. 45623 • Standard Pack: 12 • \$15.00



TRESTLE BRIDGE
Item No. 45975 • Standard Pack: 12 • \$15.00



UNION STATION
Item No. 45976 • Standard Pack: 12 • \$15.00



LOADING PLATFORM & CROSSING SHANTY
Item No. 45977 • Standard Pack: 12 • \$17.00



WATER TOWER
Item No. 45978
Standard Pack: 12 • \$12.00



COALING STATION
Item No. 45979
Standard Pack: 12 • \$17.00



CATHEDRAL
Item No. 45981
Standard Pack: 12 • \$15.00

Some models on these pages have been weathered and painted for illustration purposes.




APARTMENT BUILDING
Item No. 45980 • Standard Pack: 12 • \$17.00



LOG CABIN with RUSTIC FENCE
Item No. 45982 • Standard Pack: 12 • \$15.00



HOBO JUNGLE
(2 shacks, box car, outhouse)
Item No. 45983 • Standard Pack: 12 • \$15.00



RUSTIC FENCE
Item No. 45984 • Standard Pack: 12 • \$17.00



AIRPORT TERMINAL
Item No. 45985 • Standard Pack: 12 • \$17.00



AIRPORT HANGAR with AIRPLANES
Item No. 45986 • Standard Pack: 12 • \$17.00

Some models on these pages have been weathered and painted for illustration purposes.




VEHICLE ASSORTMENT
(bus, car, ambulance, fire trucks)
Item No. 45987 • Standard Pack: 12 • \$14.00




RAILROAD PEOPLE
with PAINT & BRUSH
Item No. 45988 • Standard Pack: 12 • \$14.00



STREET and BOULEVARD LIGHTS
Item No. 45990 • Standard Pack: 12 • \$12.00



PLATFORM FENCE with GATE
Item No. 45991 • Standard Pack: 12 • \$12.00



COVERED BRIDGE
Item No. 45992 • Standard Pack: 12 • \$17.00

North Pole Special

Item No. 90044 • Standard Pack: 1

The holidays just aren't complete without a train under the tree, and making sure there's plenty of cheer for everyone is the *North Pole Special*. Our exclusively-named North Pole & Southern Railway magically transports its precious cargo of Christmas gifts around the world, delivering with them the happiness and hope the season brings. This *North Pole Special* set comes complete with a 4-6-0 steam locomotive (with operating headlight, smoke and speed-synchronized sound), coal tender, North Pole & Southern Tree Farm flat car, Christmas box car, Season's Greetings combine, engineer and fireman figures, 8'2" x 4'3" oval of track (20 pieces), power pack and speed controller, illustrated "Bach Man" instruction manual, and DVD format video instructions.



The Mountaineer

Item No. 90048 • Standard Pack: 1



Speed Controller
with Plug-In Wiring



DVD Format
Video Instructions

ALL SETS ARE READY TO RUN AND PROTECTED BY BACHMANN'S EXCLUSIVE LIFETIME LIMITED WARRANTY.


Note: Sound system and passenger car lights (if applicable) require one 9V battery each for operation. Batteries are not included.



Speed Controller
with Plug-In Wiring



DVD Format
Video Instructions



Beginning construction in the mountains of post-Civil War Tennessee, the East Tennessee and Western North Carolina Railroad Company was known locally as the “Eat Taters and Wear No Clothes” railroad. Narrow gauge operations began in 1881, and after nearly 60 years of operation, developing interstate highway systems and the torrential rains of 1940 worked to bring about the railroad’s demise. Following a series of purchases and acquisitions (singing cowboy Gene Autry once owned an ET & WNC

locomotive), the railroad was resurrected in 1956, going on to become one of North Carolina’s favorite travel attractions. Our *Mountaineer* passenger set comes complete with a 4-6-0 steam locomotive (with operating headlight, smoke, and speed-synchronized sound), coal tender, coach with lighted interior, and observation car with lighted interior. The set also includes an 8’2” x 4’3” oval of track (20 pieces), power pack and speed controller, illustrated “Bach Man” instruction manual, and DVD format video instructions.

The Ringmaster

Item No. 90020 • Standard Pack: 1

Audience and performers, musicians and animals all listen to the command of his voice. It's the ringmaster who directs the action in the circus ring! Our *Ringmaster* will command *your* attention as an impressive set in our *Big Haulers*® line. Its 4-6-0 steam locomotive (with operating headlight, smoke and speed-synchronized sound) pulls a coal tender, elephant car, cage car with bear and gorilla cages, and advertising car. The set also includes an Emmett Kelly, Jr. collectible figure, 8'2" x 4'3" oval of track (20 pieces), power pack and speed controller, illustrated "Bach Man" instruction manual, and DVD format video instructions.



Gold Rush

Item No. 90022 • Standard Pack: 1

California wasn't the only state to experience a giddy rush for riches! In the 1870s and 1880s, Colorado experienced its own mad dash for silver and gold. Commemorating the importance of railroads in the transport of people and ore in the rush days, we offer the Denver & Rio Grande *Gold Rush*. This set comes complete with a 4-6-0 steam locomotive (with operating headlight, smoke, and speed-synchronized sound), tender with wood load, combine with operating door and lighted interior, and observation car with lighted interior and drumhead. This set also includes an 8'2" x 4'3" oval of track (20 pieces), power pack and speed controller, illustrated "Bach Man" instruction manual, and DVD format video instructions.



ALL SETS ARE READY TO RUN AND PROTECTED BY BACHMANN'S EXCLUSIVE LIFETIME LIMITED WARRANTY.


Note: Sound system and passenger car lights (if applicable) require one 9V battery each for operation. Batteries are not included.



Speed Controller
with Plug-In Wiring



DVD Format
Video Instructions



Speed Controller
with Plug-In Wiring




DVD Format
Video Instructions

The Silverton Flyer

Item No. 90025 • Standard Pack: 1

To transport precious ores from the busy mining town of Silverton, Colorado, “the Silverton Branch” was carved out of the Rockies by the Denver & Rio Grande Western. An amazing right-of-way blasted out of sheer canyon face earned the Silverton Branch designation as a National Civil Engineering Landmark. Inspiring awe to this day, this incredible feat was undertaken in 1882! Standing ready to travel this challenging terrain is our own *Silverton Flyer*. The *Silverton Flyer* comes complete with a 4-6-0 steam locomotive (with operating headlight, smoke and speed-synchronized sound), coal tender, box car, bobber caboose, 5'4" x 4'3" oval of track (14 pieces), power pack and speed controller, illustrated “Bach Man” instruction manual, and DVD format video instructions.



Tweetsie Railroad

Item No. 90033 • Standard Pack: 1

Originally carrying passengers through the Blue Ridge mountains from Johnson City, Tennessee to Boone, North Carolina was the East Tennessee & Western North Carolina Railroad (ET&WNC). Operating today and listed on the National Register of Historic Places, you'll understand this train's nickname when you hear the “Tweetsie's” whistle echoing across the valleys of the Blue Ridge. This *Tweetsie Railroad* train set comes complete with a 4-6-0 steam locomotive (with operating headlight, smoke and speed-synchronized sound), coal tender, flat car with logs, box car, combine with operating door and lighted interior, and engineer and fireman figures. Also included are an 8'2" x 4'3" oval of track (20 pieces), power pack and speed controller, illustrated “Bach Man” instruction manual, and DVD format video instructions.



ELECTRIC TRAIN SETS

Large SCALE



Speed Controller with Plug-In Wiring

DVD Format Video Instructions



Speed Controller with Plug-In Wiring

DVD Format Video Instructions




ALL SETS ARE READY TO RUN AND PROTECTED BY BACHMANN'S EXCLUSIVE LIFETIME LIMITED WARRANTY.
Note: Sound system and passenger car lights (if applicable) require one 9V battery each for operation. Batteries are not included.

Rocky Mountain Express

Item No. 90034 • Standard Pack: 1

Crossing the Rocky Mountains was a daunting task, but for the railroad companies of late 1800's, no obstacle was too great to overcome. Making the dream a reality were brave men and mighty machines like the *Rocky Mountain Express*. This set comes complete with a 4-6-0 steam locomotive (with operating headlight, smoke and speed-synchronized sound), wood tender, reefer and bobber caboose. Also included are a 5'4" x 4'3" oval of track (14 pieces), power pack and speed controller, illustrated "Bach Man" instruction manual, and DVD format video instructions.



Night Before Christmas™

Item No. 90037 • Standard Pack: 1

Perhaps there is no other gift more fun to find under the Christmas tree than a brand new train. Delivering its promise of magic and delight is the *Night Before Christmas* train set. The *Night Before Christmas* comes complete with a 4-6-0 steam locomotive (with operating headlight, smoke and speed-synchronized sound), tender with coal load, gondola, bobber caboose, and Santa figure. Also included are a 5'4" x 4'3" oval of track (14 pieces), power pack and speed controller, illustrated "Bach Man" instruction manual, and DVD format video instructions.



ELECTRIC TRAIN SETS

Large SCALE



Speed Controller
with Plug-In Wiring



DVD Format
Video Instructions



Speed Controller
with Plug-In Wiring



DVD Format
Video Instructions



ALL SETS ARE READY TO RUN AND PROTECTED BY BACHMANN'S EXCLUSIVE LIFETIME LIMITED WARRANTY.
Note: Sound system and passenger car lights (if applicable) require one 9V battery each for operation. Batteries are not included.

1:20.3 Baldwin Industrial 2-6-0 Mogul Steam Locomotive and Tender

Standard Pack: 1 • \$200.00 each

An addition to our *Big Haulers*® line, this industrial 2-6-0 Mogul locomotive is a perfect companion to our Anniversary Edition 4-6-0 ten-wheeler. Modeled after a standard Baldwin steamer, these locomotives were used for a variety of applications throughout the first half of the 20th Century.

Ideal for indoor and outdoor railroads, this 2-6-0 Mogul is loaded with dozens of prototypical details similar to our Anniversary 4-6-0, including a metal slide valve, extensive backhead detail, separately applied detail parts, and a precision motor.



The readers of *Model Railroader* magazine voted our *Industrial 2-6-0* as 2002 "Large Scale Locomotive of the Year."




MIDWEST QUARRY & MINING CO.
Item No. 81696



COLORADO MINING CO.
Item No. 81697



YELLOW PINE LUMBER CO.
Item No. 81698



PAINTED UNLETTERED
(black)
Item No. 81699



Anniversary Edition 4-6-0 Steam Locomotive

Standard Pack: 1 • \$310.00 each

The 4-6-0 has long served as the backbone of our Large Scale line, providing motive power to Bachmann *Big Haulers*® sets for over a decade. With more than 1 million sold, the 4-6-0 has helped bring the hobby of model railroading to people around the world.

Nicknamed the “Annie” by posters on the “Ask the Bach Man” message board at www.bachmanntrains.com, we’re happy to offer this special anniversary edition 4-6-0 Steam Locomotive. With the latest drive mechanism, metal siderods, and separate detail parts, including separate piping and all metal handrails, this 4-6-0 is a locomotive that Mr. Baldwin & Company would be proud to call their own.



PENNSYLVANIA
Item No. 81092



EAST BROAD TOP
Item No. 81093




RIO GRANDE SOUTHERN
Item No. 81094

STEAM LOCOMOTIVES

Large
SCALE



SOUTH PACIFIC COAST
Item No. 81095



WHITE PASS & YUKON
Item No. 81096



Anniversary Edition 4-6-0 Steam Locomotive (continued)


Standard Pack: 1 • \$310.00 each



DENVER & RIO GRANDE
Item No. 81097



EAST TENNESSEE & WESTERN NORTH CAROLINA
Item No. 81098



PAINTED UNLETTERED
(black)
Item No. 81099

STREET CARS AND GANDY DANCERS

Large SCALE

STREET CARS

Standard Pack: 3



OPEN STREET CAR
With motorman and conductor figures, interior lighting, diode directional headlights, and flip-over seats.
Item No. 93938 • \$121.00



CLOSED STREET CAR
With motorman and conductor figures, interior lighting, and diode directional headlights.
Item No. 93939 • \$121.00



CHRISTMAS STREET CAR with SANTA
With Santa Claus motorman and elf conductor figures, interior lighting, and diode directional headlights.
Item No. 93941 • \$150.00

HAND CARS

These single, self-propelled cars feature skew-wound motors and all-gear drive. Each car and trailer can be uncoupled if desired.

Standard Pack: 6



HAND CAR, TRAILER, 3 FIGURES & TOOLS
Complete with three crew figures and an assortment of separately molded "track gang" tools.
Item No. 96201 • \$97.00



CHRISTMAS HAND CAR
Complete with Santa, two elves, presents, and a candy-stripe crossbuck.
Item No. 96241 • \$108.00

1:20.3 SCALE ORE CARS

Standard Pack: 6 • \$35.00 each

Based on the side-dump cars named Large Scale Rolling Stock of the Year in *Model Railroader* magazine's Reader's Choice Awards, we offer three 1:20.3 scale ore cars. Two are upgraded versions of the original car, and the third is a V-Dump car. All cars feature metal underframes and are packed one to a box.



SIDE-DUMP CAR - BROWN
Item No. 92502



SIDE-DUMP CAR - BLACK
Item No. 92503



V-DUMP CAR
Item No. 92504

REEFERS

Standard Pack: 6 • \$52.00 each



UNION PACIFIC
(Tiffany)
Item No. 93201



SANTA FE
Item No. 93202



COLORADO & SOUTHERN
Item No. 93224



PAINTED UNLETTERED
(white)
Item No. 93270

BOX CARS

Standard Pack: 6 • \$52.00 each



GREAT NORTHERN
Item No. 93311



DENVER & RIO GRANDE WESTERN
Item No. 93318




EAST TENNESSEE & WESTERN NORTH CAROLINA
Item No. 93320



GREAT CENTRAL
Item No. 93364



PENNSYLVANIA RAILROAD
"UNION LINE"
Item No. 93368



PAINTED UNLETTERED
(brown)
Item No. 93370



All Bachmann
Large Scale rolling stock
is equipped with
metal wheels

TANK CARS

Standard Pack: 6 • \$52.00 each

PAINTED UNLETTERED

(black; not shown)

Item No. 93470



WHITE PASS
Item No. 93419



TEXACO
Item No. 93432



QUAKER STATE
Item No. 93436



GRAMPS
Item No. 93445



UNION TANK LINES
Item No. 93465



All Bachmann
Large Scale rolling stock
is equipped with
metal wheels

GONDOLAS

Standard Pack: 6 • \$52.00 each



NEW YORK CENTRAL
Item No. 93705



GREAT NORTHERN
Item No. 93711




COLORADO & SOUTHERN
Item No. 93724



PAINTED UNLETTERED
Item No. 93770

STOCK CARS

Standard Pack: 6 • \$52.00 each



UNION PACIFIC
Item No. 98101



DENVER & RIO GRANDE WESTERN
Item No. 98118



**EAST TENNESSEE
& WESTERN NORTH CAROLINA**
Item No. 98120



COLORADO & SOUTHERN
Item No. 98124



Large SCALE

ROLLING STOCK

LIMITED EDITION GONDOLA

Standard Pack: 6 • \$52.00 each



CHRISTMAS 2004
Item No. 93774


HOPPERS

Standard Pack: 6 • \$52.00 each

PAINTED UNLETTERED
(red; not shown)
Item No. 98270



SOUTHERN
Item No. 98204




PEABODY
Item No. 98229



EAST BROAD TOP
with Vulcan Trucks
Item No. 98230

LOG CARS

Standard Pack: 6 • \$52.00 each



FLAT CAR with LOGS
(painted unlettered)
Item No. 98470



SKELETON LOG CAR with LOGS
Item No. 98490



Winner — 1997
Model Railroader
Reader's Choice
Award for
"Large Scale
Rolling Stock
of the Year"

WOOD ORE CARS

Standard Pack: 6 • \$52.00 each



PENNSYLVANIA RAILROAD
Item No. 98514



PAINTED UNLETTERED
Item No. 98570

8-WHEEL CABOOSES with CENTER CUPOLA & INTERIOR

Standard Pack: 6 • \$73.00 each



GREAT NORTHERN
Item No. 93811



EAST BROAD TOP
Item No. 93827



PAINTED UNLETTERED
Item No. 93870

LOGGING CABOOSE

Standard Pack: 6 • \$41.00



PAINTED UNLETTERED
Item No. 93170



All Bachmann
Large Scale rolling stock
is equipped with
metal wheels

Large SCALE

ROLLING STOCK

BOBBER CABOOSES

Standard Pack: 6 • \$41.00 each



PENNSYLVANIA
Item No. 93114



WHITE PASS
Item No. 93119



**EAST TENNESSEE
& WESTERN NORTH CAROLINA**
Item No. 93120



RIO GRANDE SOUTHERN
Item No. 93142

1:20.3 SCALE 20' BOX CARS

Standard Pack: 6 • \$53.00 each



FLORENCE & CRIPPLE CREEK
Item No. 95344



PENNSYLVANIA RAILROAD "UNION LINE"
Item No. 95368



PAINTED UNLETTERED
(oxide red)
Item No. 95370

1:20.3 SCALE 20' FLAT CARS

Standard Pack: 6 • \$53.00 each



BALTIMORE & OHIO
Item No. 95612



ELY-THOMAS
Item No. 95627



PAINTED UNLETTERED
(oxide red)
Item No. 95670

1:20.3 SCALE 20' GONDOLAS

Standard Pack: 6 • \$53.00 each



COLORADO & SOUTHERN
Item No. 95724



All Bachmann
Large Scale rolling stock
is equipped with
metal wheels



VICTOR GOLD MINING
Item No. 95747



PAINTED UNLETTERED
(oxide red)
Item No. 95770

Large SCALE

ROLLING STOCK

BACHMANN BROTHERS CIRCUS CARS

Standard Pack: 4 • \$88.00 each



PERFORMERS OBSERVATION CAR
Item No. 97381



FLAT CAR with BEAR and GORILLA WAGONS
Item No. 98381



FLAT CAR with GIRAFFE and HIPPO WAGONS
Item No. 98382



All Bachmann Large Scale rolling stock is equipped with metal wheels

JACKSON SHARP PASSENGER CARS with TRACK POWERED LIGHTING

Ride in style! These classic passenger cars feature track-powered interior lighting (except Baggage Car as per prototype) and metal handrails.

All cars Standard Pack: 4

Winner — 2000
Model Railroader
Reader's Choice
Award for
"Large Scale
Rolling Stock
of the Year"



COACH
Denver & Rio Grande
Item No. 89091 • \$77.00



COMBINE
Denver & Rio Grande
Item No. 89092 • \$77.00



FULL BAGGAGE
Denver & Rio Grande
Item No. 89093 • \$77.00



OBSERVATION
Denver & Rio Grande
Item No. 89094 • \$88.00

JACKSON SHARP PASSENGER CARS
with TRACK POWERED LIGHTING (continued)

Winner — 2000
Model Railroader
Reader's Choice
Award for
"Large Scale
Rolling Stock
of the Year"



NEW!



COACH
East Tennessee & Western North Carolina
Item No. 89291 • \$77.00



COACH
White Pass & Yukon
Item No. 89395 • \$77.00



COMBINE
East Tennessee & Western North Carolina
Item No. 89292 • \$77.00



COMBINE
White Pass & Yukon
Item No. 89392 • \$77.00



FULL BAGGAGE
East Tennessee & Western North Carolina
Item No. 89293 • \$77.00



FULL BAGGAGE
White Pass & Yukon
Item No. 89393 • \$77.00



OBSERVATION
East Tennessee & Western North Carolina
Item No. 89294 • \$88.00



OBSERVATION
White Pass & Yukon
Item No. 89394 • \$88.00

Large SCALE

PASSENGER CARS

JACKSON SHARP PASSENGER CARS
with TRACK POWERED LIGHTING (continued)

Winner — 2000
Model Railroader
Reader's Choice
Award for
"Large Scale
Rolling Stock
of the Year"



COACH
Pennsylvania
Item No. 89591 • \$77.00



COACH
East Broad Top
Item No. 89691 • \$77.00



COMBINE
Pennsylvania
Item No. 89592 • \$77.00



COMBINE
East Broad Top
Item No. 89692 • \$77.00



FULL BAGGAGE
Pennsylvania
Item No. 89593 • \$77.00



FULL BAGGAGE
East Broad Top
Item No. 89693 • \$77.00



OBSERVATION
Pennsylvania
Item No. 89594 • \$88.00




OBSERVATION
East Broad Top
Item No. 89694 • \$88.00



Standard Pack: 12 • \$5.00 each

- | | |
|--|----------------|
| CONDUCTOR | Item No. 92311 |
| SEATED FIGURE | Item No. 92312 |
| STATION AGENT with HAT & COAT | Item No. 92313 |
| FOREMAN | Item No. 92314 |
| BRAKEMAN with LANTERN | Item No. 92315 |
| FIREMAN with SHOVEL | Item No. 92316 |



TELEPHONE POLES

(12 per box)
Item No. 92200 • Standard Pack: 12 • \$10.00



Standard Pack: 12 • \$5.00 each

- | | |
|-------------------------------------|----------------|
| SEATED ENGINEER | Item No. 92331 |
| MOTORMAN with BLUE UNIFORM | Item No. 92332 |
| CONDUCTOR with BLUE UNIFORM | Item No. 92333 |
| POSEABLE MAN with BOWLER HAT | Item No. 92341 |
| POSEABLE MAN with CAP | Item No. 92342 |



TRACK TOOLS

Item No. 92411 • Standard Pack: 12 • \$5.00




Standard Pack: 12 • \$5.00 each

- | | |
|-----------------------------------|----------------|
| TWO CHICKEN CRATES | Item No. 92412 |
| SIX MILK CANS (two styles) | Item No. 92413 |
| TWO LARGE SHIPPING CRATES | Item No. 92414 |
| TWO SMALL SHIPPING CRATES | Item No. 92415 |
| FOUR BARRELS | Item No. 92416 |
| ONE TRUNK | Item No. 92417 |
| ONE HAND TRUCK | Item No. 92418 |



TRACK BY THE BOX • Standard Pack: 12
 Item No. 94501 **Curved** (4 pieces per box) \$23.00
 Item No. 94511 **Straight** (4 pieces per box) \$23.00

TRACK BY THE CARTON • Standard Pack: 1
 Item No. 94601 **Curved** (50 pieces per carton) \$200.00
 Item No. 94611 **Straight** (50 pieces per carton) \$200.00



90° CROSSING
 Item No. 94358 • Standard Pack: 12 • \$36.00

MANUAL SWITCHES

Standard Pack: 12 • \$31.00 each



LEFT-HAND
 Item No. 94351



RIGHT-HAND
 Item No. 94352




BUMPERS
 (2 per box)
 Item No. 94690 • Standard Pack: 6 • \$12.00

METAL WHEEL SETS

(4 per card)

Standard Pack: 6 • \$16.00 each



LARGE
 31.0 mm
 Item No. 92421



SMALL
 24.5 mm
 Item No. 92422



KNUCKLE COUPLERS • Standard Pack: 12
 Item No. 92419 **One Pair** \$4.25
 Item No. 92420 **Six Pairs** \$17.00



E-Z LUBE®

BACHMANN



E-Z LUBE® DISPLAY RACK
 (items not included)
 Item No. 99985-1
 Standard Pack: 1

Lubricants for Model Railroading Professionals

For the best care and maintenance of motive power, rolling stock, and track, Bachmann has a full line of premium-grade lubricants. Four *E-Z Lube*® products are offered:

- light gear oil
- heavy gear oil
- heavy duty grease
- conductive contact lubricant

Each of the lubricants has a specific purpose. The light gear oil is for use on all gears, bushings, shafts, and bolsters. It is non-shedding and will not “sling off.” The heavy gear oil lubricates for extended periods of time and is formulated for use on motor bushings, bearings, valve gear, side rods, and draft gear boxes. For applications requiring heavier viscosity material, such as Large Scale trains, it’s best to use the heavy duty grease. And for superior electric motor maintenance and track cleaning, your choice is the conductive contact lubricant.

With proper maintenance, you can extend the life and enjoyment of your railroad equipment for many, many years. We urge you to establish a sensible maintenance schedule and to use our *E-Z Lube*® products for professional care.

INDIVIDUALLY PACKAGED LUBRICANTS

Standard Pack: 12 • \$12.00 each

Conductive Contact Lube Grease	Item No. 99981
Heavy Gear Oil	Item No. 99982
Light Gear Oil	Item No. 99983
	Item No. 99984

SMOKE FLUID

Standard Pack: 24 • \$5.50




SMOKE FLUID
 (2.25 oz.)
 Item No. 99993



POWER PACKS

STANDARD LINE POWER PACKS

Standard Pack: 6



POWER PACK and SPEED CONTROLLER
*(appropriate for N, HO,
and On30 scale trains)*
Item No. 44212 • \$35.00



LARGE SCALE POWER PACK
(appropriate for Large Scale trains)
Item No. 44213 • \$40.00

Patent Pending

SPECTRUM® POWER PACK

Item No. 44281 • Standard Pack: 6 • \$50.00

Great railroad journeys start with this 0.9 amp power pack with direction control. Features include: precision throttle control, master power switch, direction control switch, AC output for accessories, and shockproof casing.



SPECTRUM® "MAGNUM"
(appropriate for all scales)

Spectrum®



HO Scale • N Scale • On30 Scale • Large Scale

For more information on the
Large Scale Saddle Tank Porter
shown in this photograph,
see page 185.



The George Washington

Item No. 01220

Standard Pack: 1



The grand *George Washington*, one of the Chesapeake & Ohio Railroad's premier passenger trains, set the standard for luxurious travel throughout the 1930s and 40s. Serving business and recreational passengers between Washington, D.C. and Cincinnati, Ohio, the *George Washington* featured all the creature comforts demanded by the movers and shakers of the era.

Representing the 1937 version of this luxury liner of the rails, the limited edition *George Washington* is nearly eight feet in length! Each locomotive is imprinted with an identifying serial number and emblazoned with a cameo of the first President of the United States; the observation car also features a scale reproduction portrait of Mr. Washington. In addition, the *George Washington* contains premium *Spectrum*® components that are truly worthy of bearing the proud name of the father of our country.

Limited-edition 4-8-2 J2 steam locomotive features include:

- DCC ready
- die-cast construction
- operating headlight
- precision can motor
- separately applied domes, stack, and cab
- detailed cab interior
- prototypical detail parts, including die-cast cylinders with raised stars and acorn nuts, and front-mounted George Washington cameo
- Vanderbilt tender
- limited edition serial number imprinted on locomotive



**BODY-MOUNTED
E-Z MATE®
MARK II COUPLERS**

Additional features include:

- eight-car consist of heavyweight passenger cars, including combine, 3 coaches, 2 Pullman cars, diner car, and observation car with rear canopy and color reproduction of a George Washington portrait
- 14 pieces of Bachmann's exclusive nickel silver *E-Z Track*® (for display purposes), including 12 pieces 9" straight track and 2 Hayes bumpers

The Patriot

Standard Pack: 3

AMTRAK
Item No. 01104



In honor of Amtrak's named passenger service between Washington, D.C. and Boston, Massachusetts, our *Patriot* features all-premium components including Bachmann's exclusive nickel silver *E-Z Track*® snap-fit track and roadbed system, plus:

- DCC-ready F40PH diesel locomotive with operating headlight
- three lighted Amfleet passenger cars
- 63" x 38" oval of nickel silver *E-Z Track*® with 12 pieces curved track, 5 pieces straight track, and 1 plug-in terminal railer
- *Spectrum*® power pack
- illustrated "Bach Man" instruction manual



BODY-MOUNTED
E-Z MATE®
MARK II COUPLERS



The Keystone

Standard Pack: 3

Keystone train set. *The Keystone* comes complete with Bachmann's exclusive *E-Z Track*® snap-fit track and roadbed system, plus:

For much of its 122-year history, the Pennsylvania Railroad was the largest railroad in the world. Bearing its home-state's familiar keystone crest, "the Standard Railroad of America" covered more than 10,000 track miles and boasted almost 7,000 locomotives and more than a quarter of a million cars. We proudly recognize the PRR's rich and proud history with this

- DCC-ready K4 4-6-2 Pacific steam locomotive with tender and operating headlight
- combine with interior lighting
- coach with interior lighting
- observation car with interior lighting
- 63" x 45" oval of nickel silver *E-Z Track*®, including 16 pieces of 22" radius curved track, 3 pieces straight track, and 1 plug-in terminal railer

- *Spectrum*® power pack
- VHS video with assembly instructions



BODY-MOUNTED
E-Z MATE®
MARK II COUPLERS



PENNSYLVANIA
Item No. 01129

Spectrum®

HO scale *Spectrum®* train sets feature all-premium components including high-quality motive power with 5 pole skew-wound motors, rolling stock with blackened-metal wheels and body-mounted *E-Z Mate®* couplers, nickel silver *E-Z Track®* with gray roadbed, and a *Spectrum®* power pack.

The Frontiersman

Standard Pack: 3

These *Frontiersman* freight sets come complete with Bachmann's exclusive *E-Z Track®* snap-fit track and roadbed system, plus:

- DCC-ready Baldwin 2-8-0 locomotive with tender and operating headlight
- open quad hopper
- plug-door box car
- extended-vision caboose
- 56" x 38" oval of nickel silver *E-Z Track®* including 12 pieces of curved track, 3 pieces straight track, and 1 plug-in terminal railer
- *Spectrum®* power pack
- VHS video with assembly instructions



UNION PACIFIC
Item No. 01121



WESTERN MARYLAND
Item No. 01122



SOUTHERN
Item No. 01123



WESTERN PACIFIC
Item No. 01124



ROCK ISLAND
Item No. 01125



**BODY-MOUNTED
E-Z MATE® MARK II COUPLERS**



The Baldwin 2-8-0 locomotives in *The Frontiersman* train sets were voted "1998 Product of the Year" by the readers of *Model Railroader* magazine.



The Explorer

Standard Pack: 3

As steam trains made their way over the rails, they explored an ever-changing landscape. Each day brought new adventures and new excitement! This *Explorer* train set comes complete with Bachmann's exclusive *E-Z Track*® snap-fit track and roadbed system, plus:

- DCC-ready Baldwin 2-8-0 locomotive with tender and operating headlight
- combine with interior lighting
- coach with interior lighting
- observation car with interior lighting
- 63" x 45" oval of nickel silver *E-Z Track*® including 16 pieces of 22" radius curved track, 3 pieces straight track, and 1 plug-in terminal rerailer
- *Spectrum*® power pack
- VHS video with assembly instructions



UNION PACIFIC
Item No. 01126



BALTIMORE & OHIO
Item No. 01127



SOUTHERN
Item No. 01131



NEW YORK CENTRAL
Item No. 01132




SANTA FE
Item No. 01133



**BODY-MOUNTED
E-Z MATE® MARK II COUPLERS**



The Baldwin 2-8-0 locomotives in *The Explorer* train sets were voted "1998 Product of the Year" by the readers of *Model Railroader* magazine.



AcelaSM Express

Item No. 01202 • Standard Pack: 1

The high-speed passenger train that revolutionized rail travel comes to layouts everywhere courtesy of Bachmann Industries. As an official Amtrak licensee of the *Acela Express* train, we're proud to present this model in our award-winning *Spectrum*[®] line. Our *Acela Express* features the latest in technology and tool making, and its powerful locomotive can reach scale speeds of 150 mph or more. The *Acela Express* set comes complete with: dual locomotives (one powered, one non-powered), a first class passenger car, business class passenger car, and *Cafe Acela*SM car. Also included are a 22" radius, 63" x 45" nickel silver *E-Z Track*[®] oval, *Spectrum*[®] power pack, and VHS format video with assembly instructions.



Locomotive features:

- interior selector switch for choice between rail or pantograph operation
- die-cast gear towers and chassis
- 5 pole, skew-wound, precision balanced motor
- working directional headlights, ditch lights, and markers
- operating doors
- DCC ready

Passenger Car features:

- tilting chassis to travel smoothly around curves at high speeds
- flush windows
- lighted interiors
- blackened RP25 wheels
- photo-etched, blackened brass inserts on air ducts
- finescale interior detail, including passenger seats and tables



A typical *Acela*SM Express consist includes: 2 Locomotives, 1 First Class, 1 *Cafe Acela*SM, 1 End-Business and 3 Business Class Cars. For separate sale cars to make up this arrangement, see the following page.



Set includes dual locomotives (one powered, one non-powered) and three passenger cars as shown. Note: catenary and scenery elements are not included.

AcelaSM Express Locomotives and Passenger Cars

Standard Pack: 6



Amtrak



DUAL LOCOMOTIVES
(one powered, one non-powered)
Item No. 81949 • \$155.00

AcelaSM Express locomotives and passenger cars are available individually. Modelers can accurately duplicate Amtrak's standard eight-car, high-speed commuter train by adding additional passenger cars to the *Spectrum*[®] AcelaSM Express train set (shown on the previous page with features listed).

The separate-sale cars also allow rail enthusiasts to build their own train one car at a time. Our separate locomotives and passenger cars have the same finescale details as the models in the ready-to-run set, and are part of our award-winning *Spectrum*[®] series.

Note: a typical AcelaSM Express train includes: 2 Locomotives, 1 First Class, 1 Cafe AcelaSM, 1 End-Business and 3 Business Class Cars.

For best performance and prototypical accuracy, the AcelaSM Express is recommended for use on curves with a minimum radius of 22 inches.



CAFE ACELASM
Item No. 89941 • \$41.00



FIRST CLASS
Item No. 89942 • \$41.00



BUSINESS CLASS
Item No. 89943 • \$41.00



END-BUSINESS CLASS
Item No. 89944 • \$41.00



AcelaSM HHP-8

Standard Pack: 6 • \$145.00

Beginning regional service in 2002, high horsepower (HHP-8) locomotives were built to extend the range of Amtrak's fleet of high-speed passenger trains. Our HO scale model of this double-ended powerhouse is equipped with the same proven drive train found in our original AcelaSM locomotive.

Features include:

- DCC ready
- interior selector switch for choice between rail or pantograph operation
- die-cast gear towers and chassis
- 5-pole, skew wound motor
- directional headlights, ditchlights, and markers
- operating doors



BODY-MOUNTED
E-Z MATE[®]
MARK II COUPLERS



Photo used with permission © Pete Piszczek



HHP-8 #655
(not shown)
Item No. 83003



HHP-8 #650
(not shown)
Item No. 83004



HHP-8 #664
(not shown)
Item No. 83005

50-Ton Two Truck Class B Climax

Standard Pack: 6 • 275.00


Inspired by one of only four remaining operational Climaxes, this *Spectrum*[®] model also represents one of the last Climaxes to be used in revenue service, eventually ending its illustrious industrial career in the late 1960s. The standard gauge prototype still operates in tourist service on the Durbin & Greenbrier Valley Railroad in Durbin, West Virginia. In the tradition of our award-winning *Spectrum*[®] HO Scale 80 Ton, Three-Truck Shay, we're pleased to offer HO modelers this exciting geared locomotive.

Features include:

- DCC ready
- die-cast construction
- 5-pole skew wound motor
- all-wheel electrical pickup
- three-gearbox power train for realistic operation
- scale-speed gearing
- detailed cab interior
- amber LED headlight and backup light
- separately applied stack, domes, and cab
- separate detail parts, including bell, whistle, pop valves, and handrails



BODY-MOUNTED
E-Z MATE[®]
MARK II COUPLERS



PAINTED UNLETTERED – BLACK
(not shown)
Item No. 82801



MOORE KEPPEL CO. #3
(not shown)
Item No. 82802



WEST VIRGINIA PULP & PAPER #6
(not shown)
Item No. 82803



PAINTED UNLETTERED – RED WINDOWS, WHITE STRIPES
(not shown)
Item No. 82804



W. M. RITTER LUMBER CO.
(not shown)
Item No. 82805



CLEAR LAKE LUMBER CO.
(not shown)
Item No. 82806



PAINTED UNLETTERED
(Wood Cab)
Item No. 81901



PAINTED UNLETTERED
(Steel Cab)
Item No. 81902



GREENBRIER & ELK RIVER
(Wood Cab)
Item No. 81903



ELY-THOMAS LUMBER CO.
(Wood Cab)
Item No. 81904



WEYERHAEUSER TIMBER with OIL BURNER
(Steel Cab)
Item No. 81905

80 Ton, Three-Truck Shay

Standard Pack: 6 • \$275.00

The Shay was one of the most unusual steam locomotives ever conceived. Designed to power your logging or mining operations, this standard gauge workhorse features a steel- or wood-style cab appropriate to prototype.

Features include:

- DCC ready
- operating headlight and directional lighting
- complete prototype drive train
- scale metal driveline
- precision sealed can motor with metal motor bearings
- separately applied stack, domes and cab
- separate detail parts, including bell, whistle, pop valves, cut levers, and handrails
- separate sanding lines
- detailed cab interior
- lighted firebox
- finescale deadwoods (pilot beams)
- operating piston rods and valve gears
- finescale brake rigging and double truss rods
- RP25 wheels with tapered spokes on locomotive and tender
- *E-Z Mate*® Mark II couplers



CASS SCENIC RAILROAD
(Steel Cab)
Item No. 81906



PAINTED UNLETTERED with OIL BURNER
(Steel Cab)
Item No. 81907



W. M. RITTER LUMBER CO.
(Wood Cab)
Item No. 81908



WEST VIRGINIA PULP & PAPER
(Wood Cab)
Item No. 81909

80 Ton, Three-Track Shay (continued)



BODY-MOUNTED
E-Z MATE® MARK II COUPLERS



The readers of *Model Railroader* magazine voted our *Three Truck Shay* as 2000 "HO Locomotive of the Year" and 2000 "Product of the Year."



USRA 2-6-6-2 Articulated (weathered and non-weathered versions)

Standard Pack: 6

One of many successful designs developed and standardized by the United States Railroad Administration, the USRA 2-6-6-2 Articulated Steam Locomotive was an impressive answer to industry's need for increased efficiency and productivity. With two independently swiveling driver and truck mechanisms, this lumber giant's unique design allowed it to negotiate branchlines and tight curves while hauling larger consists than its smaller cousins in the USRA series. The popular design of this "drag engine" prompted manufacturers to produce similar locomotives well after the USRA returned control of locomotive production to the private railroad industry.

Our *Spectrum*® 2-6-6-2 is available in weathered and non-weathered versions. The hand-weathered models offer realistic touches such as finescale coal loads, brake shoe and ballast dust, cinder buildup, and other weathering details specific to the climates and regions in which particular railroads operated.

Features include:

- DCC ready
- die-cast boiler
- skew-wound motor with hardened carbon brushes
- geared drive
- electrical pickup on drivers
- operating headlight
- finescale metal detail parts including metal cut levers and separately applied bell, whistle, domes, and piping
- detailed cab interior with sliding windows
- RP25 metal wheels
- rust colored, body-mounted NMRA coupler pockets
- *E-Z Mate*® Mark II couplers on front and rear

Tender features:

- USRA long tender
- detailed underframe with brake cylinder
- all-wheel electrical pickup
- hand-tooled coal load
- detailed coal boards
- metal handrails and finescale rivet detail



PAINTED UNLETTERED
Item No. 82601 • \$349.00



CHESAPEAKE & OHIO H5
Item No. 82602 • \$349.00



CHESAPEAKE & OHIO H5 - WEATHERED
(not shown)
Item No. 82603WE • \$399.00



NICKEL PLATE
Item No. 82604 • \$349.00



NICKEL PLATE - WEATHERED
(not shown)
Item No. 82605WE • \$399.00



WHEELING & LAKE ERIE
Item No. 82606 • \$349.00



WHEELING & LAKE ERIE - WEATHERED
(not shown)
Item No. 82607WE • \$399.00

BODY-MOUNTED
E-Z MATE®
MARK II COUPLERS



Norfolk & Western Class J 4-8-4 Locomotive

Standard Pack: 6

One of Bachmann's best-selling HO scale locomotives is now part of the *Spectrum*® line with all new tooling and technology. The Class J 4-8-4 was the last mainline steam locomotive to run in the United States. Designed for optimum speed, the "J" once reached 115 mph during a land speed test until a hesitant engineer closed the throttle.

Features include:

- DCC ready
- operating headlight
- separately applied metal parts
- alligator cross heads
- see-through frame
- RP25 wheels
- E-Z Mate® Mark II couplers



PASSENGER VERSION #610
Item No. 82102 • \$185.00



PASSENGER VERSION #611
Item No. 82103 • \$185.00



BODY-MOUNTED
E-Z MATE®
MARK II COUPLERS



FREIGHT VERSION #603
(with doghouse; not shown)
Item No. 82104 • \$220.00



FREIGHT VERSION #608
(with doghouse)
Item No. 82105 • \$220.00





PAINTED UNLETTERED with USRA LONG TENDER
Item No. 82501



SOUTHERN PACIFIC with Oil Tender
Item No. 82502



CHESAPEAKE & OHIO J2 with VC16 Tender
Item No. 82503



NORFOLK & WESTERN with USRA Long Tender
Item No. 82504



RF & P with USRA Long Tender
Item No. 82505



ILLINOIS CENTRAL with USRA Long Tender
Item No. 82506

USRA 4-8-2 Heavy Mountain

Standard Pack: 6 • \$200.00

Built by Alco and Baldwin between 1918 and 1926, the *USRA 4-8-2 Heavy Mountain* steam locomotive was the faster, more powerful version of the USRA Light Mountain. Used for high speed passenger and freight service, the USRA Heavy Mountain's larger boiler helped power the locomotive over rough mountain terrain. We're pleased to offer models of this locomotive with prototypically accurate detail parts that make each roadname unique.

Features include:

- DCC ready
- glowing firebox
- precision can motor
- hidden drive train
- metal motor bearings
- balanced flywheel
- separately applied domes, stack, and cab
- die-cast detail parts including stanchions, bell, whistle, handrails, grab irons, cut levers, and flying pumps (accurate per prototype)
- metal piping and sanding lines
- flush cab window glazing
- lettered builders plate
- detailed cab interior
- painted crew figures
- all-metal valve gear with blackened or polished siderods (per prototype)
- die-cast driver spokes and counterweights
- RP25 metal wheels
- *E-Z Mate*® Mark II couplers



BODY-MOUNTED
E-Z MATE® MARK II COUPLERS



K4 4-6-2 Pacific

Standard Pack: 6 • \$145.00

Built by the Pennsylvania Railroad in the early Twentieth Century, the K4 4-6-2 Pacifics went through numerous modifications and improvements during their many years of service. The *Spectrum*® Pre-War K4 models, based on a World War I-era prototype, feature distinctive “chicken coop” slat pilots, while the Post-War versions are equipped with modern pilots.

Features include:

- DCC ready
- operating headlight
- 5-pole skew wound motor
- all-metal chassis
- blackened metal wheels and siderods
- all-metal wheels with RP25 contours
- die-cast trailing truck
- painted engineer and fireman figures
- metal cut levers
- separately applied parts, including injectors, pump, and piping
- *E-Z Mate*® Mark II couplers front and rear



BODY-MOUNTED
E-Z MATE®
MARK II COUPLERS



POST-WAR with MODERN PILOT

PENNSYLVANIA #1361
Item No. 84014

PENNSYLVANIA #3750
(not shown)
Item No. 84013



PRE-WAR with SLAT PILOT

PENNSYLVANIA #5448
Item No. 84113

PENNSYLVANIA #5475
(not shown)
Item No. 84114





PAINTED UNLETTERED
Item No. 81701



WESTERN MARYLAND "FIREBALL"
Item No. 81702



ATLANTIC COAST LINE
Item No. 81703



ERIE
Item No. 81704



FRISCO with DOG HOUSE
Item No. 81705



SEABOARD AIRLINE
Item No. 81706

2-10-0 Russian Decapod

Standard Pack: 6 • \$170.00

With the advent of the Bolshevik Revolution in 1917, the Baldwin Locomotive Works was forced to stop shipment of more than one hundred 2-10-0 locomotives originally bound for Czarist Russia. These "orphan" locomotives later found homes with American railroad companies and helped relieve a scarcity of motive power following World War I. Faithful to detail, each roadname of this *Spectrum*® model has been customized per prototype.

Features include:

- DCC ready
- operating headlight
- completely hidden drive train
- belt/flywheel drive
- 5-pole precision sealed can motor
- precision balanced brass flywheel
- metal motor bearings
- separately applied stack, domes, and cab
- metal detail parts, including bell, whistle, pop valves, cut levers, handrails, and stanchions
- separate sanding lines
- highly detailed cab interior
- fully painted crew figures
- siderods blackened per prototype
- rust colored, magnetically operated *E-Z Mate*® knuckle couplers in front and rear
- die-cast, finescale driver spokes

Tender features:

- hand-tooled coal load
- detailed coal boards
- metal handrails
- detailed underframe
- all-wheel electrical pickup



SUSQUEHANNA
Item No. 81707

**2-10-0
Russian Decapod**
(continued)



NASHVILLE, CHATTANOOGA & ST. LOUIS with CAP STACK
Item No. 81708



BODY-MOUNTED
E-Z MATE®
MARK II COUPLERS



SANTA FE
Item No. 81709



Baldwin 4-6-0 Ten Wheeler

Standard Pack: 6 • \$175.00

The 4-6-0 *Ten Wheeler* was a standard addition to most early 20th century railroads. Much like the 2-8-0 Consolidation, the 4-6-0 was a go-anywhere, do-anything locomotive that carried freight and passenger cars, and was also used for industrial applications. Our model replicates a “catalog standard” Baldwin locomotive built between 1905 and 1910, representing both 52-inch and 63-inch driver prototypes. The 4-6-0s were utilized throughout the steam era, with some locomotives seeing use in the American South as late as the 1950’s.

Features include:

- DCC ready
- 52-inch and 63-inch driver versions (per prototype)
- tender style varies with driver diameter
- all-metal Walschaerts valve gear
- operating headlight
- finescale metal detail parts including separately applied bell, whistle, domes, and piping
- detailed backhead
- RP25 metal wheels
- *E-Z Mate*® Mark II couplers on front and rear



**BODY-MOUNTED
E-Z MATE® MARK II COUPLERS**



PAINTED UNLETTERED
(52" drivers; black, not shown)
Item No. 82301



MARYLAND & PENNSYLVANIA
(52" drivers)

Item No. 82302



UNION PACIFIC
(52" drivers)

Item No. 82303



SOUTHERN
(52" drivers)

Item No. 82304



NEW YORK CENTRAL
(63" drivers)

Item No. 82305



CHICAGO & NORTHWESTERN
(63" drivers)

Item No. 82306

PAINTED UNLETTERED
(63" drivers; black, not shown)
Item No. 82307

PAINTED UNLETTERED
(black; not shown)
Item No. 11410



UNION PACIFIC
Item No. 11411



BALTIMORE & OHIO
Item No. 11412



SOUTHERN
Item No. 11413



WESTERN MARYLAND "FIREBALL"
Item No. 11414



SANTA FE
Item No. 11415



ROCK ISLAND
Item No. 11418

Baldwin 2-8-0 Consolidation

Standard Pack: 6 • \$140.00

Modeled to show the 2-8-0 as manufactured by the Baldwin Locomotive Works at the zenith of its popularity, this locomotive features a belt drive and completely hidden drive train for see-through clearance between the boiler and diecast frame.

Features include:

- DCC ready
- 5-pole skew wound motor
- belt/flywheel drive
- all-metal chassis
- metal side-rods
- metal wheels under tender with pickup



The readers of *Model Railroader* magazine voted the 2-8-0 Consolidation as 1998 "HO Locomotive of the Year" and 1998 "Product of the Year."



**BODY-MOUNTED
E-Z MATE®
MARK II COUPLERS**





PAINTED UNLETTERED
Item No. 81801



PENNSYLVANIA
Item No. 81802



SANTA FE
Item No. 81803



UNION PACIFIC
Item No. 81804



SOUTHERN
Item No. 81805

0-6-0 Saddle Tank Switcher

Standard Pack: 6 • \$85.00

A classic Alco locomotive perfect for a variety of industrial and yard switching applications, this 0-6-0 tank locomotive with fuel bunker excels at low-speed operation.

Features include:

- DCC ready
- operating headlight
- hidden drive train
- low-speed gear box
- precision balanced brass flywheel
- metal motor bearings
- detailed cab interior
- metal detail parts, including bell, whistle, handrails, and stanchions
- painted crew figures
- blackened main and side rods
- rust colored, magnetically operated *E-Z Mate*® couplers, front and rear



0-6-0 Saddle Tank Switcher

(continued)



MIDWEST QUARRY & MINING CO.
Item No. 81806



BODY-MOUNTED
E-Z MATE® MARK II COUPLERS



WEYERHAEUSER
Item No. 81807



COLORADO MINING CO.
Item No. 81808



HOO SCALE TENDERS

Vanderbilt Tenders

Standard Pack: 6

Designed to carry a greater capacity than its more typical contemporaries, the Vanderbilt tender was used by railroads all across the country. Three styles are offered: medium length, long length, and Hicken style.

Features include:

- DCC ready
- backup light (where applicable)
- standard draw bar pin
- tender pickup
- blackened metal RP25 wheels
- *E-Z Mate*® Mark II couplers



**BODY-MOUNTED
E-Z MATE®
MARK II
COUPLERS**



**MEDIUM LENGTH
PAINTED UNLETTERED
with COAL LOAD**
Item No. 89901 • \$40.00



**MEDIUM LENGTH
UNION PACIFIC
with COAL LOAD**
Item No. 89902 • \$40.00



**MEDIUM LENGTH
SOUTHERN PACIFIC
with OIL BUNKER**
Item No. 89903 • \$40.00



**MEDIUM LENGTH
BALTIMORE & OHIO
with COAL LOAD**
Item No. 89904 • \$40.00



**LONG
CHESAPEAKE & OHIO
(no road number)**
Item No. 89841 • \$45.00



**LONG
PAINTED UNLETTERED**
Item No. 89842 • \$45.00



**HICKEN STYLE
PAINTED UNLETTERED**
Item No. 89911 • \$40.00



**HICKEN STYLE
SOUTHERN PACIFIC with BILLBOARD LETTERING**
Item No. 89912 • \$40.00

Auxiliary Water Tender

Standard Pack: 6 • \$33.00

Commonly called “water bottles” or “canteens,” this large capacity tender was used between the 1930’s and 1950’s to expedite freight delivery by reducing the number of stops required for water pickup. Many of these were “homemade” by the railroads by converting existing oil or coal tenders. A perfect companion for the Class J 4-8-4, our version is based on a standard Norfolk & Western prototype.

Features include:

- operating directional lighting
- RP25 wheels
- E-Z Mate® Mark II couplers



PAINTED UNLETTERED
Item No. 89921



NORFOLK & WESTERN
(black with maroon)
Item No. 89922



NORFOLK & WESTERN
(black with yellow)
Item No. 89923



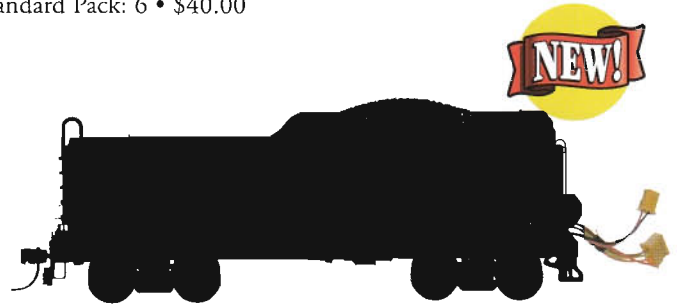
BALTIMORE & OHIO
Item No. 89924



**BODY-MOUNTED
E-Z MATE®
MARK II
COUPLERS**

USRA Long Tender

Standard Pack: 6 • \$40.00



PAINTED UNLETTERED
Item No. 89831



CHESAPEAKE & OHIO
(no road number)
Item No. 89832




**BODY-MOUNTED
E-Z MATE®
MARK II
COUPLERS**





SPEEDER with WORK CRANE & CART
Item No. 16946



BALLAST REGULATOR
(DCC ready)
Item No. 16947



BALLAST VEHICLE with CRANE
Item No. 16948

Maintenance of Way Vehicles

Standard Pack: 6 • \$60.00

We're pleased to offer these self-propelled Maintenance of Way vehicles. A perfect addition to any post-steam railroad, the vehicles are available in standard safety yellow and are easily customizable.

Features include:

- self-propelled
- precision skew-wound motor
- die-cast gravel load (per prototype)
- RP25 wheels
- E-Z Mate® Mark II couplers



**BODY-MOUNTED
E-Z MATE® MARK II COUPLERS**





PAINTED UNLETTERED - YELLOW
Item No. 80035



PENNSYLVANIA
Item No. 80038



NEW HAVEN
Item No. 80039



SANTA FE
Item No. 80041



WESTERN MARYLAND
(not shown)
Item No. 80043



BALTIMORE & OHIO
(not shown)
Item No. 80044

GE 44 Ton Switcher

Standard Pack: 6 • \$80.00

First built in 1940, almost 400 of these sturdy diesel locomotives were produced by General Electric for sale around the world. At 88,000 pounds, the 44 Ton Switcher was designed specifically as the heaviest allowable locomotive for one-man operation. Used primarily for light branchline and industrial work, the 44 Ton Switcher was equipped with twin diesel engines that generated approximately 400 horsepower. Last produced in 1956, many are still in operation today.

Features include:

- DCC ready
- directional headlights
- 5-pole, skew wound motor
- die-cast chassis
- separately applied parts, including grab irons, windshield wipers, and handrails
- blackened RP25 wheels
- *E-Z Mate*® Mark II couplers



**BODY MOUNTED
E-Z MATE®
MARK II COUPLERS**



GE E33

Standard Pack: 6 • \$130.00

Built in 1956-57 by the General Electric company for the Virginian Railway's electrified lines, the *GE E33* locomotive was primarily used to move coal from the mines to industrial locations. As a 3300-horsepower locomotive, it was well suited to traverse mountainous terrain. After Norfolk & Western acquired the Virginian Railway in 1960, its twelve *GE E33* locomotives were sold and resold to a number of US railroads where they continued their long careers.

Features include:

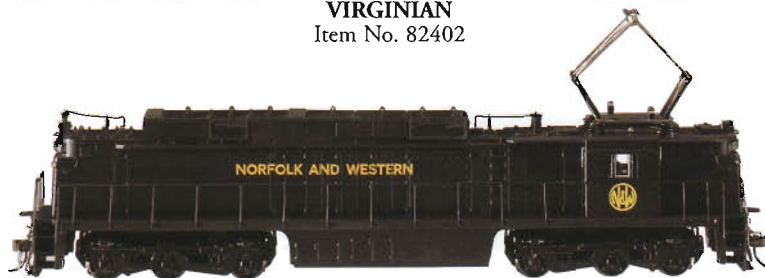
- DCC ready
- die-cast frame
- operating pantograph
- interior selector switch for choice between rail or pantograph operation
- 5-pole skew wound motor
- dual flywheel and die-cast gear box
- 12-wheel drive
- working headlight
- RP25 metal wheels
- *E-Z Mate*® Mark II couplers




**BODY-MOUNTED
E-Z MATE® MARK II COUPLERS**



VIRGINIAN
Item No. 82402




NORFOLK & WESTERN
Item No. 82403



PENN CENTRAL
Item No. 82405



CONRAIL
Item No. 82406



NEW HAVEN #304
Item No. 82407



UNDECORATED
(not shown)
Item No. 82701



ERIE LACKAWANNA
Item No. 82702



NORTHERN PACIFIC
Item No. 82703



GREAT NORTHERN "HUSTLE MUSCLE"
Item No. 82704



READING "BEE LINE"
Item No. 82705



PENNSYLVANIA
Item No. 82706



UNION PACIFIC
Item No. 82708

EMD SD-45

Standard Pack: 6 • \$85.00

During the 60s and 70s, the race was on among locomotive manufacturers to develop more powerful locomotives for long-haul freight service. Among EMD's entrants into the fray was the "special duty" SD-45, a 3600-horsepower prime mover that went on to serve virtually every major railroad. With a V-20 engine and six-axle trucks for superior tractive effort, the SD-45 embodied the latest and greatest technological advances of its day. Following EMD's lead in the pursuit of cutting-edge technology, we're proud to offer this *Spectrum*® locomotive.

Features include:

- DCC ready
- die-cast gear towers
- die-cast mainframe
- die-cast underframe
- precision balanced motor and flywheel assembly for quiet operation
- 5-pole, skew wound motor
- brass, machined flywheels
- RP25 wheels
- finescale detail parts



BODY-MOUNTED
E-Z MATE®
MARK II COUPLERS



CONRAIL
Item No. 82707



SANTA FE
Item No. 82709

Previous versions of our HO scale EMD SD-45 locomotives are shown for illustration purposes.

UNDECORATED
(not shown)
Item No. 85001



UNION PACIFIC
Item No. 85002



NORFOLK & SOUTHERN
Item No. 85005



CONRAIL
Item No. 85009



CSX
Item No. 85010



CHICAGO & NORTHWESTERN
Item No. 85015

GE Dash 8-40C Diesel Locomotive

Standard Pack: 6 • \$135.00

Developed in the early 1980s, the Dash 8-40C embodied General Electric's desire to take the lead in modern locomotive design, with the first mass-produced, 4000-horsepower locomotive. The Dash 8-40C employed the day's state-of-the-art computer and mechanical technology to earn its reputation for fast and reliable service on railroads throughout the United States. Incorporating today's cutting-edge model railroading technology, we're pleased to offer this premium *Spectrum*® locomotive.

Features include:

- DCC ready
- die-cast frame
- precision balanced motor and flywheel assembly for quiet operation
- 5-pole, skew wound motor
- machined brass flywheels
- directional lighting
- finescale detail parts
- RP25 wheels



BODY-MOUNTED
E-Z MATE®
MARK II COUPLERS



Previous versions of our HO scale GE Dash 8-40C locomotives are shown for illustration purposes.

UNDECORATED
(not shown)
Item No. 86001



UNION PACIFIC
Item No. 86002



SANTA FE
Item No. 86005



CONRAIL
Item No. 86008



CSX
Item No. 86011



CONRAIL QUALITY
Item No. 86018



BNSF
Item No. 86027

GE Dash 8-40CW

Standard Pack: 6 • \$135.00

This wide-cab style locomotive was originally offered by General Electric as an option for the Dash 8-40C, later becoming the standard for their series of contemporary freight locomotives. We're proud to honor General Electric's high standards with our HO Scale *Spectrum*® Dash 8-40CW.

Features include:

- DCC ready
- die-cast frame
- precision balanced motor and flywheel assembly for quiet operation
- 5-pole, skew wound motor
- machined brass flywheels
- directional lighting
- finescale detail parts
- RP25 wheels



BODY-MOUNTED
E-Z MATE®
MARK II COUPLERS



LMS
Item No. 86030

Previous versions of our HO scale GE Dash 8-40CW locomotives are shown for illustration purposes.

EMD F40PH

Standard Pack: 6 • \$95.00

Introduced in the mid-1970s, EMD's F40PH was the backbone of Amtrak's passenger lines nationwide, with more than 400 locomotives in service at the peak of its run. As technology advanced, Amtrak's roster of F40PH diesels were sold to railroads throughout North America, where a few remain in service today.

Features include:

- DCC ready
- 5-pole, skew wound motor with hardened carbon brushes
- 8-wheel drive
- dual flashing electronic strobes (per prototype)
- die-cast chassis
- finescale detail parts including metal grab irons, windshield wipers, horns, and coils
- open fans with blades
- prototypically accurate Blumberg M truck design
- lighted number boards
- RP25 metal wheels
- *E-Z Mate*® Mark II couplers



**BODY-MOUNTED
E-Z MATE®
MARK II COUPLERS**



AMTRAK PHASE II
with Strobe Lights
Item No. 87023




AMTRAK PHASE III
with Strobe Lights
Item No. 87024



AMTRAK PHASE IV
with Strobe Lights
Item No. 87025



NJ TRANSIT
Item No. 87026



Heavyweight Passenger Cars

All Items Standard Pack: 6

Features include:

- full, lighted interiors
- 12-wheel electrical pickup
- rubber diaphragms
- die-cast, free-rolling trucks


- separately applied metal handrails
- full underbody detailing
- body-mounted swing coupler pockets
- RP25 wheel contours




Coach



Combine



Diner



Observation

PAINTED UNLETTERED

FOUR CAR SET
(Pullman Green;
consists of one each:
Coach, Combine, Diner,
and Observation cars)
 Item No. 89520 • \$120.00



Coach

PAINTED UNLETTERED

COACH
(Pullman Green)
 Item No. 89522 • \$30.00



Pullman

PAINTED UNLETTERED

PULLMAN
(Pullman Green)
 Item No. 89527 • \$30.00



**BODY-MOUNTED
 E-Z MATE®
 MARK II COUPLERS**

Heavyweight Passenger Cars

All Items Standard Pack: 6

Features include:

- full, lighted interiors
- 12-wheel electrical pickup
- rubber diaphragms
- die-cast, free-rolling trucks
- separately applied metal handrails
- full underbody detailing
- body-mounted swing coupler pockets
- RP25 wheel contours



NEW HAVEN

FOUR CAR SET

*(consists of one each:
Coach, Combine, Diner,
and Observation cars)*

Item No. 89200 • \$120.00



COACH

Item No. 89205 • \$30.00

PULLMAN

Item No. 89207 • \$30.00



PENNSYLVANIA (POST-WAR)

FOUR CAR SET

*(consists of one each:
Coach, Combine, Diner,
and Observation cars)*

Item No. 89240 • \$120.00



COACH

(not shown)

Item No. 89245 • \$30.00

PULLMAN "EDGAR ALLAN POE"

Item No. 89117 • \$30.00



PENNSYLVANIA (PRE-WAR)

FOUR CAR SET

*(consists of one each:
Coach, Combine, Diner,
and Observation cars)*

Item No. 89300 • \$120.00



COACH

Item No. 89305 • \$30.00

For illustration purposes, representative car styles are shown for each roadname. (Pullman cars are available only as listed.) To see the car styles offered as four car sets, refer to the Painted Unlettered models on page 139.

BODY-MOUNTED
E-Z MATE®
MARK II COUPLERS




Heavyweight Passenger Cars

All Items Standard Pack: 6

Features include:

- full, lighted interiors
- 12-wheel electrical pickup
- rubber diaphragms
- die-cast, free-rolling trucks
- separately applied metal handrails
- full underbody detailing
- body-mounted swing coupler pockets
- RP25 wheel contours



SANTA FE

FOUR CAR SET

(consists of one each: Coach, Combine, Diner, and Observation cars)

Item No. 89310 • \$120.00



COACH

(not shown)

Item No. 89315 • \$30.00

PULLMAN "ECHO LAKE"

Item No. 89147 • \$30.00



UNION PACIFIC

FOUR CAR SET

(consists of one each: Coach, Combine, Diner, and Observation cars)

Item No. 89320 • \$120.00



COACH

Item No. 89325 • \$30.00

PULLMAN "LAKE CRYSTAL"

Item No. 89027 • \$30.00



GREAT NORTHERN

FOUR CAR SET

(consists of one each: Coach, Combine, "Minnesota" Diner, and Observation cars)

Item No. 89330 • \$120.00



COACH

(not shown)

Item No. 89335 • \$30.00

PULLMAN "BUCCANEER"

Item No. 89037 • \$30.00

For illustration purposes, representative car styles are shown for each roadname. (Pullman cars are available only as listed.) To see the car styles offered as four car sets, refer to the Painted Unlettered models on page 139.

**BODY-MOUNTED
E-Z MATE®
MARK II COUPLERS**



Heavyweight Passenger Cars

All Items Standard Pack: 6

Features include:

- full, lighted interiors
- 12-wheel electrical pickup
- rubber diaphragms
- die-cast, free-rolling trucks

- separately applied metal handrails
- full underbody detailing
- body-mounted swing coupler pockets
- RP25 wheel contours



BALTIMORE & OHIO

FOUR CAR SET

(consists of one each: Coach, Combine, "Molly Pitcher" Diner, and Observation cars)

Item No. 89340 • \$120.00



COACH

(not shown)

Item No. 89345 • \$30.00

PULLMAN "LOCH NESS"

Item No. 89047 • \$30.00



NEW YORK CENTRAL

FOUR CAR SET

(consists of one each: Coach, Combine, Diner, and "Detroit" Observation cars)

Item No. 89400 • \$120.00



COACH

Item No. 89405 • \$30.00



NORFOLK & WESTERN

FOUR CAR SET

(consists of one each: Coach, Combine, Diner, and Observation cars)

Item No. 89410 • \$120.00



COACH

Item No. 89415 • \$30.00

For illustration purposes, representative car styles are shown for each roadname. (Pullman cars are available only as listed.) To see the car styles offered as four car sets, refer to the Painted Unlettered models on page 139.

BODY-MOUNTED
E-Z MATE[®]
MARK II COUPLERS



Heavyweight Passenger Cars

All Items Standard Pack: 6

Features include:

- full, lighted interiors
- 12-wheel electrical pickup
- rubber diaphragms
- die-cast, free-rolling trucks

- separately applied metal handrails
- full underbody detailing
- body-mounted swing coupler pockets
- RP25 wheel contours



SOUTHERN PACIFIC

FOUR CAR SET

(consists of one each: Coach, Combine, Diner, and Observation cars)
Item No. 89420 • \$120.00



COACH

Item No. 89425 • \$30.00



NASHVILLE, CHATTANOOGA & ST. LOUIS

FOUR CAR SET

(consists of one each: Coach, Combine, Diner, and Observation cars)
Item No. 89430 • \$120.00



COACH

(not shown)

Item No. 89435 • \$30.00

PULLMAN

Item No. 89437 • \$30.00



SOUTHERN

FOUR CAR SET

(consists of one each: Coach, Combine, Diner, and Observation cars)
Item No. 89440 • \$120.00

COACH

(not shown)

Item No. 89445 • \$30.00

PULLMAN

Item No. 89447 • \$30.00

For illustration purposes, representative car styles are shown for each roadname. (Pullman cars are available only as listed.) To see the car styles offered as four car sets, refer to the Painted Unlettered models on page 139.

**BODY-MOUNTED
E-Z MATE®
MARK II COUPLERS**



Trainmaster

Standard Pack: 4

Responsible for all areas of railroad operation on a daily basis, and reporting directly to corporate headquarters, is the *Trainmaster*. In honor of the hardworking men and women who bear this distinguished title, we offer three all-premium *Spectrum*® train sets.



UNION PACIFIC
Item No. 24101



CONRAIL QUALITY
Item No. 24104



BNSF
Item No. 24105

The *Trainmaster* comes complete with:

- DCC-ready GE Dash 8-40CW diesel locomotive with diode directional headlights
- gondola
- plug-door box car
- ACF covered center-flow hopper
- reefer
- PS2 covered hopper

- wide-vision caboose
- 39" x 24" oval of nickel silver *E-Z Track*® including 11 pieces curved track, 6 pieces of straight track, and 1 curved plug-in terminal rerailer
- *Spectrum*® power pack
- helpful VHS video with assembly instructions

39" x 24"
Oval



Stationmaster

Standard Pack: 4

Facing the relentless demands of business and industry on a daily basis, rail freight yards rely on cool heads and a keen sense of logistics for smooth operation. Assuring prompt delivery of goods and supplies to bustling terminals is the *Stationmaster*. In tribute to the men and women who hold this respected title, we offer this premium *Spectrum*® set. The *Stationmaster* features our DCC-ready N scale 2-8-0 Consolidation, voted “N Scale Locomotive of the Year” by participants in *Model Railroader* magazine’s 2001 Reader’s Choice Awards.



The Baldwin 2-8-0 locomotives in the *Stationmaster* train sets were voted “2001 N Scale Locomotive of the Year” by the readers of *Model Railroader* magazine.



The *Stationmaster* comes complete with:

- DCC-ready Baldwin 2-8-0 locomotive with operating headlight and tender
- box car
- quad hopper
- single-dome tank car
- stock car
- PS2 covered hopper
- wide-vision caboose
- 39" x 24" oval of nickel silver *E-Z Track*®, including 11 pieces curved track, 6 pieces of straight track, and 1 curved plug-in terminal rerailer.
- *Spectrum*® power pack
- helpful VHS video with instructions



SOUTHERN
Item No. 24121



SANTA FE
Item No. 24122

N SCALE

STEAM LOCOMOTIVES

USRA 2-6-6-2 Articulated

Standard Pack: 6 • \$275.00

We're pleased to bring this limber giant of a locomotive to N scale modelers. The DCC-ready 2-6-6-2 represents the latest advances in N scale railroading.

Features include:

- DCC ready
- 5 pole, skew-wound motor
- powered by all drivers
- tender pickup
- amber LED headlight
- separately applied stack, domes, and cab
- detailed cab interior
- separate detail parts, including bell, whistle, pop valves, and hand rails
- finescale driver spokes



PAINTED UNLETTERED
Item No. 82651



CHESAPEAKE & OHIO H5 #1522
(not shown)
Item No. 82652



CHESAPEAKE & OHIO H5 #1524
Item No. 82653



NICKEL PLATE ROAD #941
Item No. 82654



NICKEL PLATE ROAD #942
(not shown)
Item No. 82655



WHEELING & LAKE ERIE #8003
Item No. 82656



WHEELING & LAKE ERIE #8007
(not shown)
Item No. 82657

HO scale versions of our N scale USRA 2-6-6-2 locomotive are shown on this page for illustration purposes.

PAINTED UNLETTERED
(not shown)
Item No. 81651



SOUTHERN
Item No. 81652



UNION PACIFIC
Item No. 81653



NASHVILLE, CHATTANOOGA & ST. LOUIS
Item No. 81654



NEW HAVEN
Item No. 81655



MISSOURI PACIFIC
Item No. 81656



SOUTHERN PACIFIC
Item No. 81657



NEW YORK, ONTARIO & WESTERN
Item No. 81658



FRISCO
Item No. 81659

USRA 4-8-2 Light Mountain

Standard Pack: 6 • \$175.00

Inspired by our HO version of the model and equipped with many of the same details found on our award-winning N scale 2-8-0 Consolidation, we're moving mountains in N scale with this *Spectrum*® USRA 4-8-2 Light Mountain.

Features include:

- DCC ready
- precision motor
- metal motor and driver axle bearings
- operating headlight
- separately applied stack, domes, and cab
- completely hidden drive train
- gear drive
- metal tender wheels with pickup
- scale front-mounted dummy knuckle coupler (standard N scale coupler also packed separately)
- detailed cab interior
- separate sanding lines
- separate detail parts, including bell, whistle, pop valves, and handrails
- builders plate
- die-cast, finescale driver spokes





PAINTED UNLETTERED
Item No. 81152



UNION PACIFIC
Item No. 81153



BALTIMORE & OHIO
Item No. 81154



WESTERN MARYLAND "FIREBALL"
Item No. 81156



SANTA FE
Item No. 81157



BOSTON & MAINE
Item No. 81158



MISSOURI PACIFIC LINES
Item No. 81160

Baldwin 2-8-0 Consolidation

Standard Pack: 6 • \$140.00

In the tradition of our HO scale 2-8-0, this N scale Consolidation comes equipped with many of the same details found on its award-winning predecessor.

Features include:

- DCC ready
- precision motor
- metal motor and driver axle bearings
- operating headlight
- separately applied stack, domes, and cab
- completely hidden drive train
- gear drive
- metal wheels under tender with pickup
- detailed cab interior
- separate sanding lines
- separate detail parts, including bell, whistle, pop valves, and handrails
- builders plate
- operating couplers, front and rear
- die-cast, finescale driver spokes





ROCK ISLAND
Item No. 81165

SEABOARD
(not shown)
Item No. 81166



NASHVILLE, CHATTANOOGA & ST. LOUIS
Item No. 81167



NEW YORK, NEW HAVEN & HARTFORD
Item No. 81168

Baldwin 2-8-0 Consolidation (continued)

The readers of *Model Railroader* magazine voted the 2-8-0 Consolidation as 2001 "N Scale Locomotive of the Year."



HO scale versions of some N scale 2-8-0 locomotives are shown on these pages for illustration purposes.



F7 A & B Units

Standard Pack: 6 • \$88.00

Built by General Motors in the early 1950's, the F7 is one of the most recognizable locomotives of the diesel age. During its

peak of popularity, the F7 outsold all locomotives from all other builders combined! Often referred to as "covered wagons" or "bulldogs," this locomotive was used for all railroad operations, including first class passenger service. Run throughout North America, many F7s are still in use today.

Features include:

- 5-pole skew wound motor
- pillow block bearings in gear towers
- operating headlight in A-unit
- teardrop windows
- die-cast chassis
- all-wheel pickup
- blackened wheels with NMRA wheel profile



SANTA FE
Item No. 81252



BALTIMORE & OHIO
Item No. 81253



NEW YORK CENTRAL
Item No. 81254



ERIE LACKAWANNA
Item No. 81255



SOUTHERN PACIFIC "BLACK WIDOW"
Item No. 81256



GREAT NORTHERN
Item No. 81257



PENNSYLVANIA
Item No. 81258



UNDECORATED
(not shown)
Item No. 82751



GREAT NORTHERN "HUSTLE MUSCLE"
Item No. 82752



READING "BEE LINE"
Item No. 82753



PENNSYLVANIA
Item No. 82754



BURLINGTON NORTHERN
Item No. 82755



UNION PACIFIC
Item No. 82757



CONRAIL
Item No. 82756



SANTA FE
Item No. 82758

EMD SD-45

Standard Pack: 6 • \$90.00

During the 60s and 70s, the race was on among locomotive manufacturers to develop more powerful locomotives for long-haul freight service. Among EMD's entrants into the fray was the "special duty" SD-45, a 3600-horsepower prime mover that went on to serve virtually every major railroad. With a V-20 engine and six-axle trucks for superior tractive effort, the SD-45 embodied the latest and greatest technological advances of its day. Following EMD's lead in the pursuit of cutting-edge technology, we're proud to offer this *Spectrum*® locomotive.

Features include:

- DCC ready
- two piece die-cast main frame
- all-wheel pickup
- 5-pole, skew wound motor
- dual machined brass flywheels
- white LED lighting
- finescale detail parts
- N scale NMRA wheel flange profile



UNDECORATED
(not shown)
Item No. 85051



UNION PACIFIC
Item No. 85052



NORFOLK & SOUTHERN
Item No. 85054



CONRAIL
Item No. 85056



CSX
Item No. 85058



CHICAGO & NORTHWESTERN
Item No. 85063

GE Dash 8-40C

Standard Pack: 6 • \$135.00

Developed in the early 1980s, the Dash 8-40C embodied General Electric's desire to take the lead in modern locomotive design, with the first mass-produced, 4000-horsepower locomotive. The Dash 8-40C employed the day's state-of-the-art computer and mechanical technology to earn its reputation for fast and reliable service on railroads throughout the United States. Incorporating today's cutting-edge model railroading technology, we're pleased to offer this premium *Spectrum*® locomotive.

Features include:

- DCC ready
- two piece die-cast main frame
- all-wheel pickup
- 5-pole, skew wound motor
- dual machined brass flywheels
- white LED lighting
- finescale detail parts
- N scale NMRA wheel flange profile



HO scale versions of N scale GE Dash 8-40C locomotives are shown on this page for illustration purposes.

UNDECORATED
(not shown)
Item No. 86051



CONRAIL
Item No. 86052



CSX
Item No. 86054



SANTA FE
Item No. 86058



UNION PACIFIC
Item No. 86060



CONRAIL QUALITY
Item No. 86066



BNSF
Item No. 86075

GE Dash 8-40CW

Standard Pack: 6 • \$135.00

This wide-cab style locomotive was originally offered by General Electric as an option for the Dash 8-40C, later becoming the standard for their series of contemporary freight locomotives. We're proud to honor General Electric's high standards with our N Scale *Spectrum*® Dash 8-40CW.

Features include:

- DCC ready
- die-cast frame
- precision balanced motor and flywheel assembly for quiet operation
- 5-pole, skew wound motor
- machined brass flywheels
- directional lighting
- finescale detail parts
- RP25 wheels



LMS
Item No. 86076

Jingle Bell Express

an E-Z Track® set with E-Z Mate® couplers

Item No. 25012 • Standard Pack: 3

Hurrying last-minute wishes from the North Pole to children of all ages is the *Jingle Bell Express*. Serving an express spur of Bachmann's North Pole & Southern Railway, this narrow gauge freight train will deliver holiday dreams around the Christmas tree for years to come. Our *Jingle Bell Express* set includes a 2-6-0 steam locomotive with operating headlight, coal tender, box car, tank car, gondola, bobber caboose, 56" x 38" oval of nickel silver E-Z Track® with 12 pieces of curved track, 3 pieces of straight track, and 1 plug-in terminal railer, E-Z Track® couplers on all cars, Spectrum® power pack, and helpful VHS format video with assembly instructions.



Colorado & Southern

an E-Z Track® set with E-Z Mate® couplers

Item No. 25002 • Standard Pack: 3

Green and gold is the color scheme of this handsome *Colorado & Southern* train set. The *Colorado & Southern* comes complete with: a lighted 2-6-0 steam locomotive and tender, three lighted passenger cars, 56" x 38" oval of nickel-silver E-Z Track®, magnetically-operated E-Z Mate® knuckle couplers on all cars, under-track magnet, Spectrum® power pack, and helpful VHS video with assembly instructions.






The participants in *Model Railroader* magazine's Reader's Choice Awards chose the passenger cars included in these sets as 1998 "O Scale Rolling Stock of the Year." And, as ready-to-run passenger sets, our On30 trains also garnered second place in the "Product of the Year" category, topped only by our own HO scale *Spectrum*® 2-8-0 Consolidation.

North Pole Express

an E-Z Track® set with E-Z Mate® couplers

Item No. 25006 • Standard Pack: 3

To deliver toys to the Nation's smaller towns and villages, Santa uses his narrow gauge *North Pole Express*. With an elegant holiday paint scheme on its locomotive and coaches, this set brings the best in holiday cheer! The *North Pole Express* includes: a 2-6-0 steam locomotive with tender, three lighted passenger cars, 56" x 38" oval of nickel silver E-Z Track®, magnetically-operated E-Z Mate® couplers on all cars, under-track magnet, Spectrum® power pack, and helpful VHS video with assembly instructions.



Ohio River & Western

an E-Z Track® set with E-Z Mate® couplers

Item No. 25013 • Standard Pack: 3

Incorporated in 1875, the tenacious Ohio River & Western Railway played a crucial role in the development of the southeast Ohio hill country it served. The narrow gauge OR & W survived for half a century through times of bust and boom, but its larger, standard gauge competitors proved to be too powerful for the railroad. The Pennsylvania Railroad purchased the OR & W in 1912, and its last train ran on Memorial Day, May 30, 1931. Our *Ohio River & Western* set includes a 2-6-0 steam locomotive with operating headlight, coal tender, three lighted passenger cars, 56" x 38" oval of nickel silver E-Z Track® with 12 pieces of curved track, 3 pieces of straight track, and 1 plug-in terminal rerailer, E-Z Mate® couplers on all cars, Spectrum® power pack, and helpful VHS format video with assembly instructions.



ON30 — O SCALE NARROW GAUGE TRAINS THAT RUN ON HO TRACK

ELECTRIC TRAIN SETS

On30 SCALE



56" x 38"
Oval

The participants in *Model Railroader* magazine's Reader's Choice Awards chose the passenger cars included in this set as 1998 "O Scale Rolling Stock of the Year." And, as ready-to-run passenger sets, our On30 trains also garnered second place in the "Product of the Year" category, topped only by our own HO scale *Spectrum*® 2-8-0 Consolidation.

Village Street Car Set

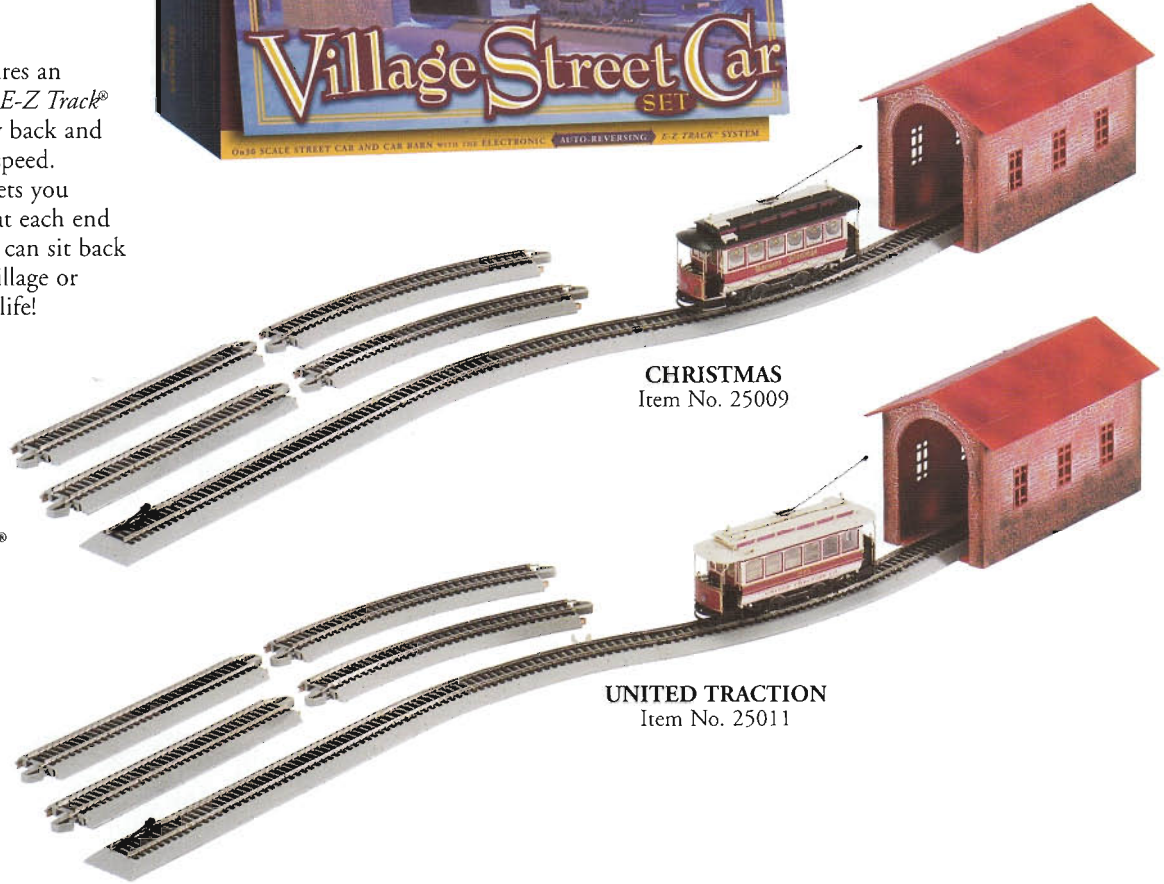

an E-Z Track® set

Standard Pack: 3 • \$130.00

Our *Village Street Car Set* features an electronic automatic reversing *E-Z Track*® system, which sends the trolley back and forth through town at a fixed speed. A variable time-delay control lets you determine the length of stops at each end of the street car's route, so you can sit back and relax while your holiday village or narrow gauge layout comes to life!

Features include:


- street car
- 4 pieces of 18" radius curved *E-Z Track*®
- 3 pieces of 9" straight *E-Z Track*®
- 1 piece of straight *E-Z Track*® with attached station house
- 1 Hayes bumper
- UL listed wall pack with on/off switch
- illustrated instruction manual




ELECTRONIC AUTO-REVERSING NICKEL SILVER E-Z TRACK®

Standard Pack: 12 • \$25.00

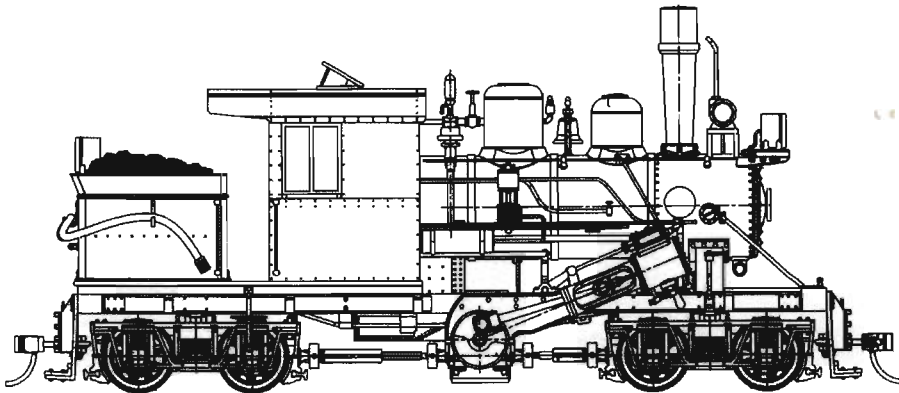
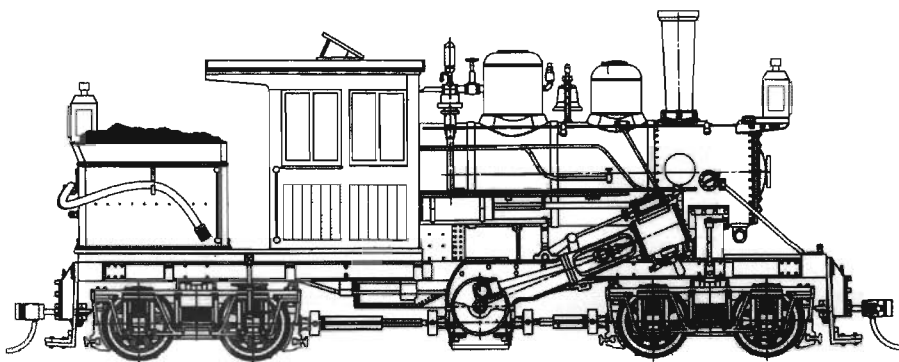
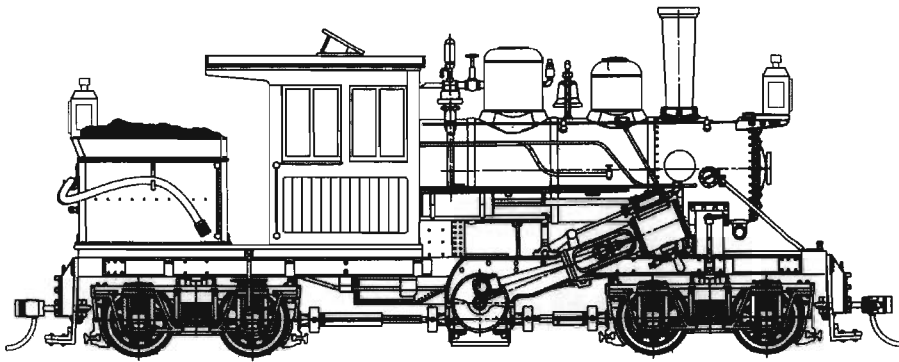
You can expand your Village Street Set with Electronic Auto-Reversing Nickel Silver *E-Z Track*®. Available in 9-inch straight sections or 18-inch radius curved sections, this electronically equipped track is specifically designed for the open-end track configuration of our Street Car sets, allowing you to go virtually anywhere in your village layout.



9" STRAIGHT
(4/card)
Item No. 44548



18" RADIUS CURVED
(4/card)
Item No. 44549



drawings © Bachmann Industries, Inc.

28 Ton Two-Truck Class B Climax

Standard Pack: 6 • \$275.00

In the late 1800s, the Climax Locomotive Works paved the way for geared locomotive development with innovative designs and improvements to existing technology. One such offering was the *28 Ton Two-Truck Climax*. With a horizontal boiler, this version of the Class B Climax offered more power and efficiency than its T-boiler predecessors. The successful 28-Tonner was produced until 1904 and continued in scattered service into the early 1950s. We're pleased to add the *On30 Two Truck Climax* to our award-winning roster of geared locomotives.

Features include:

- DCC ready
- sound ready
- 5-pole, skew-wound motor
- prototypical center gearbox distributes power to two truck gearboxes
- three cab styles (double-panel wood; single-panel wood; and steel cab with modern headlights, generator, and air pump)
- die-cast frame, cab, and boiler
- wood, coal, or oil load



BODY-MOUNTED
E-Z MATE®
MARK II COUPLERS



GREENBRIER & BIG RUN LUMBER CO. #6
(not shown)
Item No. 25757



POCAHONTAS LUMBER CO. #7
(not shown)
Item No. 25760



MIDWEST QUARRY & MINING CO. #5
(not shown)
Item No. 25761




COLORADO MINING CO. #8
(not shown)
Item No. 25762




LITTLE RIVER LOGGING CO. #6
(not shown)
Item No. 25763




PAINTED UNLETTERED - BLACK
(not shown)
Item No. 25799




GREENBRIER & BIG RUN LUMBER CO.
Item No. 25657



POCAHONTAS LUMBER CO.
Item No. 25660



MIDWEST QUARRY & MINING CO.
Item No. 25661



COLORADO MINING CO.
Item No. 25662

T-Boiler, Two Truck Shay

Standard Pack: 6 • \$275.00

Our T-Boiler, Two Truck Shay steam locomotive is inspired by the 14-ton locomotives commonly used on late 19th to mid 20th Century logging railroads. Showing “backwoods ingenuity,” these Shays were often customized to meet the needs of individual railroads. Each version of our On30 Shay has many features unique per roadname.

Features include:


- DCC ready
- die-cast construction
- metal valve gear
- precision motor
- operating headlight
- separate metal detail parts
- three cab styles, including sheet metal, vertical wood, and raised wood panel
- E-Z Mate® Mark II couplers, front and rear




BODY-MOUNTED
E-Z MATE®
MARK II COUPLERS



The readers of *Model Railroader* magazine voted our *Two Truck Shay* as 2002 “O Scale Locomotive of the Year.”



LITTLE RIVER LOGGING CO.
Item No. 25663



PAINTED UNLETTERED
Item No. 25699



BODY-MOUNTED
E-Z MATE®
MARK II COUPLERS





DENVER & RIO GRANDE WESTERN "BUMBLE BEE"
Item No. 25218



OHIO RIVER & WESTERN
Item No. 25229



PAINTED UNLETTERED
Item No. 25299

Narrow Gauge 2-6-0 Steam Locomotive and Tender

Standard Pack: 6 • \$150.00

Features include:

- completely hidden drive train
- see-through clearance under boiler
- precision, 5-pole skew wound can motor (with hardened carbon brushes)
- numerous metal detail parts
- finescale pilot
- sprung center axle for superior tracking performance and electrical pickup
- short-coupled tender with hand-tooled coal load



**BODY-MOUNTED
E-Z MATE®
MARK II COUPLERS**



Closed Street Car

Standard Pack: 6 • \$50.00



CHRISTMAS
Item No. 25127



UNITED TRACTION
Item No. 25128



HERSHEY
Item No. 25155

0-4-0 Side Rod Gas-Mechanical

Standard Pack: 6 • \$90.00

Faced with unprecedented economic pressure at the end of the steam era, locomotive manufacturers developed a variety of fuel and engine alternatives in search of a locomotive power plant that could successfully compete in the industrial market. The Davenport 0-4-0 Side Rod Gas Mechanical was one of the early non-steam locomotives that quickly proved its worth in mining, industrial, and agricultural applications. Based on a 1940s stock model from the Davenport catalog, this *Spectrum*® 0-4-0 features the counterweight and side-rod configuration that distinguishes many transition-era locomotives.

Features include:


- DCC ready
- die-cast construction
- die-cast side rods and counterweights
- skew-wound motor
- low-speed gearing
- prototypical metal detail parts
- *E-Z Mate*® Mark II couplers



GREENBRIER & BIG RUN LUMBER CO.
Item No. 25857



POCAHONTAS LUMBER CO.
Item No. 25860



MIDWEST QUARRY & MINING CO.
Item No. 25861



COLORADO MINING CO.
Item No. 25862



LITTLE RIVER LOGGING CO.
Item No. 25863



UNDECORATED
Item No. 25899



BODY-MOUNTED *E-Z MATE*®
MARK II COUPLERS

Narrow Gauge 0-4-2 Porter

Standard Pack: 6 • \$85.00

A great companion to our On30 0-4-0 is the 0-4-2 Porter. With its larger fuel bunker and trailing truck, the 0-4-2 was able to travel longer distances than its "little brother," making this model a welcome addition to your On30 railroad.

Features include:

- precision skew-wound motor
- operating headlight
- die-cast boiler
- completely hidden drive train
- gear drive
- separate detail parts, including: bell, whistle, pop valves, and handrails
- separate sanding lines and piping
- rounded siderods
- die-cast, finescale drivers and spokes
- E-Z Mate® Mark II couplers



TIOGA LUMBER CO.
Item No. 25559



POCAHONTAS LUMBER CO.
Item No. 25560



MIDWEST QUARRY & MINING CO.
Item No. 25561



COLORADO MINING CO.
Item No. 25562



PAINTED UNLETTERED
Item No. 25599



**BODY-MOUNTED
E-Z MATE® MARK II COUPLERS**





PENNSYLVANIA
Item No. 25314




COLORADO & SOUTHERN
Item No. 25323



GREENBRIER & BIG RUN LUMBER CO.
Item No. 25357



LITTLE RIVER LOGGING CO.
Item No. 25363



PAINTED UNLETTERED
(vertical cab panel)
Item No. 25398



PAINTED UNLETTERED
(horizontal cab panel)
Item No. 25399

Narrow Gauge 0-4-0 Porter

Standard Pack: 6 • \$75.00

With a simple, compact design perfectly suited for sharp curves and rough track, the prototype of this 8-ton “teapot with character” hissed and puffed its way through the light branch lines and industrial railroads of the steam era.

Features include:

- precision can motor
- metal motor bearings
- operating headlight
- completely hidden drive train
- gear drive
- separate detail parts, including diecast water tank and boiler, bell, whistle, pop valves, and handrails
- separate sanding lines and piping
- detailed cab interior with operating cab light
- diecast, finescale drivers and spokes
- magnetically operated *E-Z Mate*® couplers, front and rear



**BODY-MOUNTED
E-Z MATE®
MARK II COUPLERS**



Two-Door Baggage Car

Standard Pack: 6 • \$40.00



**BODY-MOUNTED
E-Z MATE® MARK II COUPLERS**



PENNSYLVANIA
Item No. 26414



DENVER & RIO GRANDE WESTERN
Item No. 26418



COLORADO & SOUTHERN
Item No. 26423



OHIO RIVER & WESTERN
Item No. 26429

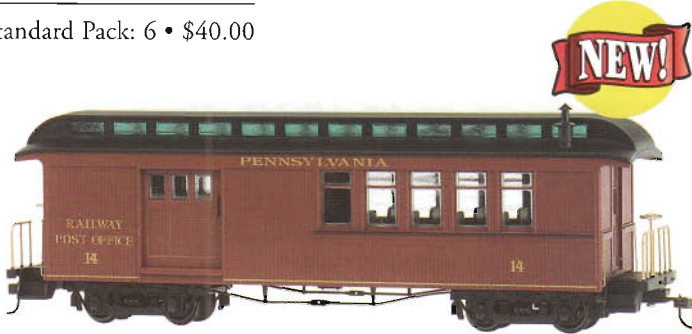


PAINTED UNLETTERED
Item No. 26499



Combine Car

Standard Pack: 6 • \$40.00



PENNSYLVANIA
Item No. 26114



DENVER & RIO GRANDE WESTERN
Item No. 26118



COLORADO & SOUTHERN
Item No. 26123



PAINTED UNLETTERED
(olive)
Item No. 26199



BODY-MOUNTED
E-Z MATE[®]
MARK II COUPLERS

Jackson & Sharp Narrow Gauge Coach

Standard Pack: 6 • \$35.00

Features include:

- track powered lighting
- removable roof
- full, painted interior



The participants in *Model Railroader* magazine's Reader's Choice Awards voted our On30 passenger cars as 1998 "O Scale Rolling Stock of the Year."



**BODY-MOUNTED
E-Z MATE® MARK II COUPLERS**



DENVER & RIO GRANDE WESTERN
Item No. 26318



COLORADO & SOUTHERN
Item No. 26323



OHIO RIVER & WESTERN
Item No. 26329



PAINTED UNLETTERED
Item No. 26399

Logging and Mining Cars

Standard Pack: 6

Based on cars named Large Scale Rolling Stock of the Year in *Model Railroader* magazine's Reader's Choice Awards, we offer three On30 Logging and Mining Cars. They all feature die-cast frames and are packed three to a box.



**BODY-MOUNTED
E-Z MATE® MARK II COUPLERS**



SKELETON LOG CARS with RESIN LOGS
(three cars per box)
Item No. 27391 • \$75.00



WOOD SIDE-DUMP CARS
(three cars per box)
Item No. 29801 • \$60.00



V-DUMP CARS
(three cars per box)
Item No. 29802 • \$60.00

Complete Trucks with Wheels

Standard Pack: 6




ARCH BAR FREIGHT TRUCKS
Item No. 29901 • \$13.00 per pair



DIE-CAST PASSENGER TRUCKS
Item No. 29902 • \$15.00 per pair



LONG WHEELBASE ARCH BAR FREIGHT TRUCKS
Item No. 29903 • \$15.00 per pair



LOW FRAME 4'1" ARCH BAR FREIGHT TRUCKS
Item No. 29904 • \$15.00 per pair

Box Car

Standard Pack: 6 • \$25.00



GREAT NORTHERN
Item No. 27011



BALTIMORE & OHIO
Item No. 27012



PENNSYLVANIA
Item No. 27014



DENVER & RIO GRANDE WESTERN
Item No. 27018



COLORADO & SOUTHERN
Item No. 27023



PAINTED UNLETTERED
Item No. 27099

**BODY-MOUNTED
E-Z MATE®
MARK II COUPLERS**




Tank Car

Standard Pack: 6 • \$25.00



PAINTED UNLETTERED - SILVER
Item No. 27198



PAINTED UNLETTERED - BLACK
Item No. 27199

BODY-MOUNTED
E-Z MATE®
MARK II COUPLERS



Gondola

Standard Pack: 6 • \$25.00



GREAT NORTHERN
Item No. 27211



BALTIMORE & OHIO
Item No. 27212



DENVER & RIO GRANDE WESTERN
Item No. 27218



CHRISTMAS 2004
Item No. 27242



PAINTED UNLETTERED
Item No. 27299

BODY-MOUNTED
E-Z MATE®
MARK II COUPLERS



Flat Car

Standard Pack: 6 • \$25.00



GREAT NORTHERN
Item No. 27311



PENNSYLVANIA
Item No. 27314



COLORADO & SOUTHERN
Item No. 27323



BALTIMORE & OHIO
Item No. 27312



DENVER & RIO GRANDE WESTERN
Item No. 27318



PAINTED UNLETTERED
(not shown)
Item No. 27399

**BODY-MOUNTED
E-Z MATE®
MARK II COUPLERS**



Stock Car

Standard Pack: 6 • \$25.00



GREAT NORTHERN
Item No. 27511



BALTIMORE & OHIO
Item No. 27512



PENNSYLVANIA
Item No. 27514



COLORADO & SOUTHERN
Item No. 27523

**BODY-MOUNTED
E-Z MATE®
MARK II COUPLERS**



Caboose (with lighted interior)

Standard Pack: 6 • \$35.00



GREAT NORTHERN
Item No. 27711



BALTIMORE & OHIO
Item No. 27712



PENNSYLVANIA
Item No. 27714



COLORADO & SOUTHERN
Item No. 27723



DENVER & RIO GRANDE WESTERN
Item No. 27729



PAINTED UNLETTERED
Item No. 27799

BODY-MOUNTED
E-Z MATE®
MARK II COUPLERS





1:20.3 Scale Narrow Gauge 38 Ton Two-Truck Shay

Standard Pack: 1 • \$799.95

In the grand tradition of the 36 Tonner, the 1997 model that began our love affair with geared locomotive models, we're excited to offer the *Narrow Gauge 38 Ton, Two-Truck Shay*. The 38 Ton Shay is modeled after Ely-Thomas #6, which operates today on the New Jersey Museum of Transportation's Pine Creek Railroad in Allaire State Park. Like our previously offered 36 Ton Shay (voted 1997 Product of the Year in *Model Railroader's* Readers Choice Awards), the 38 Tonner is equipped with the cutting-edge technology and details that make *Spectrum*® locomotives so successful.

Features include:

- DCC ready
- die-cast construction, including die-cast gear boxes
- all-wheel drive
- oil or coal fuel bunker per roadname
- steel cab with detailed interior
- numerous separate detail parts
- operating headlight and backup light
- operating smoke unit
- three-position polarity switch for conformance to NMRA standards or large scale model railroading practices, and a center/off position



1:20.3 38 Ton Two-Truck Shay (continued)

Standard Pack: 1 • \$799.95



WEST SIDE LUMBER CO. (OIL BUNKER)
(not shown)
Item No. 82194



W. M. RITTER (COAL LOAD)
(not shown)
Item No. 82195



OREGON LUMBER CO. (OIL BUNKER)
(not shown)
Item No. 82196



ELY-THOMAS LUMBER CO. #6 (COAL LOAD)
(not shown)
Item No. 82197



PAINTED UNLETTERED
BLACK with RED & WHITE TRIM (COAL LOAD)
(not shown)
Item No. 82198



PAINTED UNLETTERED BLACK (COAL LOAD)
(not shown)
Item No. 82199

Die-Cast Power Trucks with Ball Bearings for Shay Locomotive

Standard Pack: 3 • \$200.00

We're happy to introduce new technology for an old favorite in the *Spectrum*® line with backward-compatible *Shay Power Trucks*. Die-cast construction and improved pickup make this a "must have" item for Large Scale Shay modelers and kitbashers.



DIE-CAST SHAY POWER TRUCKS – 1 PAIR
Item No. 88999

1:20.3 Scale Narrow Gauge Two-Truck Heisler

Standard Pack: 1 • \$799.95

Industrial railroads often operate in harsh conditions, requiring specialized equipment to haul cargo from the field. During the steam era, Heisler Locomotive Works of Erie, Pennsylvania answered the call with geared locomotives that could easily navigate the challenging grades and curves that were a part of everyday life for logging and mining operations. Heisler's unique designs provided incredible power and stability without a significant loss of speed, a combination that allowed the weighty locomotives to operate at a top speed nearly twice that of their competitors. We're pleased to continue the *Spectrum*® logging and mining series with our *Two-Truck Heisler*, based on a 1920s stock model from the Heisler catalog.



OREGON LUMBER
Item No. 81794



LITTLE RIVER LOGGING CO.
Item No. 81795



PARDEE & CURTIN LUMBER CO.
Item No. 81796



LUKENS STEEL CO.
Item No. 81797



PAINTED UNLETTERED - BLACK with RED and WHITE TRIM
Item No. 81798



PAINTED UNLETTERED - BLACK
Item No. 81799

1:20.3 Scale Narrow Gauge Two-Truck Heisler

(continued)

Features include:

- DCC ready
- die-cast gear boxes
- all-wheel drive
- prototypical Heisler all-weather vestibule cab with full interior details
- oil or coal fuel bunker per roadname
- separate detail parts per roadname
- operating headlight and cab-mounted backup light
- operating smoke unit



1:20.3 Scale Narrow Gauge General Electric 45 Ton Side-Rod Diesel

Standard Pack: 1 • \$399.00

First produced in the late 1950s, General Electric's 45-Tonners were primarily used in short line and industrial applications, designed to complement or replace their steam-powered counterparts at the end of the steam era. GE 45 Ton Side-Rod Diesels are still being produced and are in use worldwide in several gauges.

Our DCC-ready 1:20.3 Scale General Electric 45-Ton Side-Rod Diesel marks a departure from Bachmann's traditional steam offerings, but the high level of detailing and cutting-edge technology at the heart of our *Spectrum*® philosophy remains the same. Powered by dual motor and gearbox assemblies and featuring a meticulously detailed lighted cab interior, the GE 45 Tonner is an excellent addition to any post-steam or transition-era railroad.

Features include:

- DCC ready
- white LED headlights
- dual motor and gear box assemblies
- dual smoke elements
- worm-gear drive
- 8-wheel electrical pickup
- die-cast side rods, counterweights, handrails, and smoke stacks
- sealed ball bearing races for all axles
- all-metal pipe fittings
- see-through steps and footboards
- prototypically correct open grills
- sliding windows and working doors
- brass bell
- detailed lighted cab interior with engineer figure
- separate switches for direction control, smoke, and interior cab light
- space for optional speaker
- coupler pocket that can be set to meet scale or high rail height requirements
- comprehensive video on locomotive history and maintenance



MIDWEST QUARRY & MINING CO.
Item No. 81896



SANTA FE
Item No. 81897



PAINTED, UNLETTERED - RED
Item No. 81898



PAINTED, UNLETTERED - YELLOW
Item No. 81899

1:20.3 Scale Narrow Gauge 4-4-0 American Steam Locomotive


Standard Pack: 1 • \$799.95

The 1876 Centennial Exhibition, which marked the 100th anniversary of our Nation's birth, was a showcase of the American spirit in industry and culture. Several locomotive manufacturers supplied motive power for the Exhibition's 3.5 mile passenger railroad, but a Baldwin 4-4-0 was the standout performer.


The Baldwin 4-4-0 went on to play a key role in the development and growth of U.S. narrow gauge railroads, and then served lines throughout the world. This style of locomotive was used more than any other in nearly every variety of service throughout the United States.

Features include:


- LED headlight
- polarity selector switch for operation according to NMRA standards or large scale model railroading practice
- smoke generator with on-off switch
- load-synchronized LEDs in firebox and ashpan for realistic fire glow
- precision 5-pole can motor
- metal frame
- complete backhead detail including steam gauge with piping, throttle, sight glass fittings, and operating firebox door
- fully operational Stephenson valve gear with operating piston valves, Johnson bar and linkage
- separate detail parts, including: machined brass bell with metal clapper, brass plated metal whistle, and machined brass pop valves
- separate sanding lines
- metal handrails and piping
- woodgrain detail on planking
- end beams with nut, bolt, and washer detail
- prototypical, sprung axle bearings
- chemically blackened, machined metal wheels
- fully detailed tender trucks with brake beams, hangers and shoes
- scale coupler pockets



PAINTED UNLETTERED - BLACK
Item No. 81394



EUREKA & PALISADE
Item No. 81396



PAINTED UNLETTERED - RUSSIAN IRON
Item No. 81399



The participants in *Model Railroader* magazine's Reader's Choice Awards chose our 4-4-0 locomotive as 2000 "Large Scale Locomotive of the Year."



1:20.3 Scale Narrow Gauge 2-6-0 Mogul Steam Locomotive

Standard Pack: 1 • \$799.95

Along with a Baldwin 4-4-0, one of the prototypes for our 2-6-0 hauled 4 million customers throughout the grounds of the 1876 Centennial Exhibition held in Philadelphia. That's an impressive record of service this model is sure to emulate.



Features include:

- DCC ready
- LED headlight
- polarity selector switch for operation according to NMRA standards or large scale model railroading practice
- smoke generator with on-off switch
- load-synchronized LEDs in firebox and ashpan for realistic fire glow
- precision 5-pole can motor
- metal frame
- complete backhead detail including steam gauge with piping, throttle, sight glass fittings, and operating firebox door
- fully operational Stephenson valve gear with operating piston valves, Johnson bar, and linkage
- separate detail parts, including: machined brass bell with metal clapper, brass plated metal whistle, and machined brass pop valves
- separate sanding lines
- metal handrails and piping
- woodgrain detail on planking
- end beams with nut, bolt and washer detail
- prototypical, sprung axle bearings
- chemically blackened, machined metal wheels
- fully detailed tender trucks with brake beams, hangers, and shoes
- scale coupler pockets



1:20.3 Scale 2-6-0 Mogul Steam Locomotive (continued)


Standard Pack: 1 • \$799.95




KANSAS CENTRAL
Item No. 81491



PAINTED UNLETTERED
(black)
Item No. 81492




SOUTH PACIFIC COAST
Item No. 81493




EAST TENNESSEE & WESTERN NORTH CAROLINA
Item No. 81494

1:20.3 Scale 2-6-0 Mogul Steam Locomotive (continued)

Standard Pack: 1 • \$799.95




BALDWIN LOCOMOTIVE WORKS
Item No. 81495



YELLOW PINE LUMBER CO.
Item No. 81496



RIO GRANDE SOUTHERN
Item No. 81497



PAINTED UNLETTERED - RUSSIAN IRON
Item No. 81499



WEST SIDE LUMBER CO.
Item No. 82097



ELY-THOMAS LUMBER CO.
Item No. 82098



PAINTED UNLETTERED
Item No. 82099

1:20.3 Scale Narrow Gauge 0-4-0 Saddle Tank Porter

Standard Pack: 1 • \$179.00

The saddle tank configuration, commonly offered by many locomotive builders for switching and industrial applications, offered industrial railroads increased efficiency and production. The larger water capacity of the saddle-tank design meant longer runs between fill-ups and greater weight and pulling power than side-tank locomotives. Based on a stock model from the H. K. Porter catalog, our *Spectrum*® 0-4-0 Saddle Tank Porter represents one of the more successful switchers of the steam era.

Features include:

- DCC ready
- directional headlight
- smoke generator with on/off switch
- prototypical cab style
- full backhead detail
- heavy-duty can motor
- hidden gear box
- metal connecting rods and main rods



1:20.3 Scale Narrow Gauge 2-8-0 Outside-Frame Consolidation

Standard Pack: 1 • \$799.95

The 2-8-0 narrow gauge, outside-frame steam locomotive was a powerhouse in a small package. Known affectionately as a “vest pocket” 2-8-0, this workhorse outperformed many of its larger counterparts. Built by a variety of American locomotive manufacturers, the *Consolidation* was an integral part of almost every narrow gauge railroad. In fact, the 2-8-0 was exported to countries around the world as late as the 1950’s.

Our 2-8-0 *Consolidation* reproduces a 1920’s Baldwin prototype that is still in use today. Restored to better-than-new condition in Virginia City, Montana, the 2-8-0 recently returned to limited operation in the fall of 2000 at the Halls of Baldwin museum.

Features include:

- DCC ready
- LED headlight
- smoke generator with on-off switch
- NMRA polarity switch
- load-synchronized LEDs in firebox and ashpan for realistic fire glow
- precision can motor
- die-cast gear box
- metal frame
- complete backhead detail including: steam gauge with piping, throttle, sight glass fittings, and operating firebox door
- fully operational Baker valve gear with Johnson bar
- separate detail parts, including: machined-brass bell with metal clapper, brass whistle, and machined brass pop valves
- separate sanding lines
- metal handrails and piping
- end beams with nut, bolt, and washer detail
- chemically blackened, machined metal wheels
- fully detailed tender trucks with brake beams, hangers, and shoes



The participants in *Model Railroader* magazine’s Reader’s Choice Awards chose our 2-8-0 locomotive as 2001 “Large Scale Locomotive of the Year.”



1:20.3 Scale 2-8-0 Outside-Frame Consolidation (continued)


Standard Pack: 1 • \$799.95



YELLOW PINE LUMBER COMPANY
Item No. 81294



DEADWOOD CENTRAL
Item No. 81295




WHITE PASS & YUKON
Item No. 81296

1:20.3 Scale 2-8-0 Outside-Frame Consolidation (continued)

Standard Pack: 1 • \$799.95



SILVERTON & NORTHERN
Item No. 81297



PAINTED UNLETTERED - BLACK
Item No. 81298



PAINTED UNLETTERED - BLACK with RED & WHITE TRIM
Item No. 81299

The participants in *Model Railroader* magazine's Reader's Choice Awards chose our 2-8-0 locomotive as 2001 "Large Scale Locomotive of the Year."





If your Bachmann train product should need service,
please contact our service department.



Service Department
Bachmann Industries, Inc.
1400 East Erie Avenue
Philadelphia, Pennsylvania 19124



1-800-356-3910



cs@bachmanntrains.com



2004

NATIONAL SALES OFFICE

1400 East Erie Avenue
Philadelphia, PA 19124 U.S.A.
Telephone: 215-533-1600
Fax: 215-744-4699
www.bachmanntrains.com

NEW YORK SHOWROOM

1107 Broadway
Suite 711
New York, NY 10010
Telephone: 212-627-5958

UNITED KINGDOM

Bachmann Industries Europe, PLC.
Moat Way, Barwell
Leicestershire LE9 8EY
United Kingdom
Telephone: 44-1455-841756
Fax: 44-1455-841787
www.bachmann.co.uk

GERMANY

Bachmann Industries Europe, Ltd.
Niederlassung Deutschland
Am Umspannwerk 5
D-90518 Altdorf Bei Nürnberg
Germany
Telephone: 49-9187-9722-0
Fax: 49-9187-9722-22
www.liliput.de

