

BACHMANN 1884



QUALITY TOY AND HOBBY PRODUCTS SINCE 1833

Bachmann...

offers you the most

Bachmann has the "winningest" line available to the toy and hobby field, with a glittering array designed to give you the best profit potential.

The Bachmann Electric Train System is the undisputed leader in the field of model railroading. It features revolutionary innovations and designs that once again make Bachmann the winner. The unique POWERHOUSE Control Station is just one of many exciting features that put Bachmann ahead. Also, our popular MARCH Supply Train will help you capitalize on the continuing interest in this long-running TV series.

For the nostalgic collector we offer an exciting new replica—the John Bull. Accurate in every detail, this HO scale version is a worthy companion to the very successful DeWitt Clinton that met with instant success with train hobbyists everywhere.

Bachmann now proudly offers a great line of radio controlled series of Jeeps, cars, vans and wrecker. These radio control vehicles are so realistic they almost look and handle like the real things. They will truly put you on the "fast track" to greater profits.

Bachmann helps you win your share of the toy and hobby market with hard-hitting promotional activities, plus attractive packaging. Our massive advertising, backed up by print advertising in many selected publications, reaches millions of your prospects... pre-selling them on the unique features and superb detailing of every Bachmann item.

We've put together a great team for 1984... A Winner Again! It's a team that will help you win your share of the prize... increased sales and profits!



Fantastic fun with Quality Radio Control Cars and Trucks.

BACHMANN **HO** **TR**



Bachmann Buys the Best... only the best!



THE NEW Quality Train is the best by the most popular TV show in history!



Best selling dynamic packaging.

profitable hobby line in its history for 1984!

The POWERHOUSE RAILROAD SET is loaded with almost 70 accessories and great advertising!





Bachmann repeats its power-packed POWERHOUSE selling program. It was great in 1983 . . . it will be even better in 1984. Increased customer recognition and excitement will generate greater profits when you sell the Bachmann Line . . . the line of winners.


The right combination of expanded broadcast and print media will tell the POWERHOUSE story to young and old alike. They will be pre-sold, with powerful packaging and dramatic graphics, plus the generous In-Pack \$20.00 Refund Coupon. It's all part of Bachmann's bigger and more powerful 1984 promotional program.

You're on the right track to profits with Bachmann POWERHOUSE Railroading! Join us in this POWERHOUSE of a Promotional Program and you can't lose!

- A POWERHOUSE of a Network and Spot TV Campaign.
- A POWERHOUSE of an Adult Print Campaign.
- A POWERHOUSE of a Kids' Print Campaign.
- A POWERHOUSE of a Sunday Comics Campaign.
- A POWERHOUSE of an In-Pack \$20.00 Refund Coupon Campaign.
- \$5.00 Consumer Rebate.

Be sure to check out our special POWERHOUSE RAILROADING full color brochure. It outlines all these exciting promotional programs in detail.

Automatic
Coffee Loader



Automatic Switch Track



SET INCLUDES: US68 Diesel with Operating Headlight, 51' POWERHOUSE™ Box Car, 42' Steel Gondola, 41' Cattle Car, Wide Vision Caboose—POWERHOUSE™ Control Station with 3 Action Accessories: Automatic Pipe loader, Switch Tracks & Cattle loader. Giant 41" x 50" Full-Color Platform layout, 48" x 36" Chest of tracks with Spur Tracks and Bumper, Plug-in Terminal Tie-Roller Tracks, UL United Power Pack and Instructions.

Powerhouse Control Station



Automatic Pipe loader



Complete with giant
41" x 50" full-color layout
featuring the New and Exclusive
Track-Lok™ System
that holds the track in place
until you want to move it!

ITEM NO. 60-0300
\$75.00



HO SCALE ELECTRIC TRAIN SETS

ALL LOCOMOTIVES HAVE A LIFETIME LIMITED WARRANTY

©2011 All Power Trains have printed circuit and circuit breakers.



DIESEL HUSTLER

ITEM NO. 40-0102

EMD F9 Diesel with Operating Headlight, Open Quad-Hopper, 51" Plug Door Box Car, Caboose—Plug-in Terminal Re-Roller Track, 11 pcs. Curved Track, UL Listed Power Pack and Instructions.

51" circle

\$34.00

40-0101 Santa Fe (not shown)

40-0103 Chessie

Std. Pack 6 Wt. 20 lbs. Cube 1.41



SILVER EXPRESS

ITEM NO. 40-0111

EMD F9 Diesel with Operating Headlight, 51" Mechanical Reeler, Steel Gondola, Wide-Vision Caboose—Plug-in Terminal Re-Roller Track, 11 pcs. Curved Track, 2 pcs. Straight Track, 3 pc. Decorated Tunnel, UL Listed Power Pack and Instructions.

45" x 50" oval

\$39.00

Std. Pack 6 Wt. 28 lbs. Cube 3.25



3 Piece Decorated Tunnel with Easy-to-Assemble Rolling System

RAILROAD TUNNEL

ITEM NO. 40-0160

Lighted, USA 0-6-0 Steam Locomotive with slope-back tender, 51" Covered Coil car, Open Quad-Hopper, 51" Reeler, Wide-Vision Caboose—17 pc. elevated Bridge & Trestle Set, Plug-in Terminal re-roller track, 11 pcs. curved track, 2 pcs. 9" straight track, UL listed Power Pack has printed circuit and circuit breaker. Complete Instructions.



THE OLD TIMER

ITEM NO. 40-0275



American 4-4-0 Steam Locomotive with Operating Headlight and tender, five authentic Old Time Cars . . . Box Car, Water Tank Car, Wood Gondola, Flat Car and Caboose—Plug-In Terminal Re-Roller track, 11 pcs. Curved Track, UL Listed Power Pack and Instructions.

Set Pack 6 Wt 26 lbs. Cube 3.28

30" circle
\$71.00



THE COMET

ITEM NO. 40-0129



EMD F40PH Diesel with Operating Headlights, three 85' Amfleet Lighted Passenger Cars—Plug-In Terminal Re-Roller track, 11 pcs. Curved Track, 2 pcs. Straight Track, UL Listed Power Pack and Instructions.

Set Pack 6 Wt 33 lbs. Cube 3.91

40" x 36" oval
\$70.00



NEW!



40" x 36" oval
\$52.00

HO SCALE ELECTRIC TRAIN SETS

ALL LOCOMOTIVES HAVE A LIFETIME LIMITED WARRANTY

NOTE: All Power Packs have printed circuit and circuit breaker.

GOLDEN SPIKE

ITEM NO. 40-0176

Set contains over 100 pieces.

GA40 Diesel Engine with operating headlight, 200 Ton Flat Car with Logs, 61 Plug Door Box Car, Gondola, 56 All Door Box Car, Wide Vision Caboose—34 piece Blinking Bridge and Trestle Set, 24 piece set Railroad and Street Signs, 12 Telephone Poles—Giant 67" x 40" Over and Under Track layout includes 19 pcs. curved, 5 pcs. straight and 1 pc. curved terminal re-railer track with Plug-in wiring, UL listed Power Pack with printed circuit and circuit breaker. Complete instructions included.



GIANT 67" x 40" OVER & UNDER TRACK LAYOUT IN GRASS AND TELEPHONE POLES

Set Pack 6
96' 21 Box
Cube 5/97



Set Pack 6
96' 21 Box
Cube 5/97



Recommended Accessory for MASH Compound



MASH 4077TM

ITEM NO. 40-0120

69 Piece Electric Train Set with Realistic MASH Compound Platform.

EMD 19 Diesel with Operating Headlight, 41 Steel Box Car, 42 Gondola, 51 Flat Car with Containers, 51 Floodlight Car—10 Full-Color Printed Compound Structures, Helicopter with Helipad, Jeep, Water Tank, 48 Plastic Figures, Mountain Paper, Plug-in Terminal Re-Railer Track, 11 pcs. Curved Track, 2 pcs. Straight Track, UL Listed Power Pack and Instructions.



NEW!

Trains together with "bling-bling" lights
2000+ models to take almost
anywhere!
\$4 piece set



\$59.00



MTH's 407th Compound

©1975 MTH Specialty Castings
All Rights Reserved
All Castings are Trademarks of
MTH Specialty Castings Corp.



\$58.00

EXCLUSIVE



HO SCALE ELECTRIC TRAIN SETS

ALL LOCOMOTIVES HAVE A LIFETIME LIMITED WARRANTY

NOTE: All Power Packs have printed circuit and circuit breaker.

The John Bull

Bachmann Collector Series
America's Earliest Trains™

ITEM NO. 40-0140

An 1830 exact replica, Steam Locomotive with Tender, and 3 authentically detailed coaches. Plug-in Terminal Re-Railer Track, 11 sections of curved and 2 sections of straight track, U.I. listed Power Pack and instructions. Truly a unique prototype of Railroad Americana you'll want for your collection.



Std. Pack 4
Wt. 16 lbs.
Cube: 1.27



The DeWitt Clinton

Bachmann Collector Series
America's Earliest Trains™

ITEM NO. 40-0130

Authentic 1831 Steam Locomotive with Standing Engineer and Tender, 3 Highly Detailed Carriage Cars—Plug-in Terminal Re-Railer Track, 11 pcs. Curved and 2 pcs. Straight Track, U.I. Listed Power Pack and instructions. Undoubtedly one of the most interesting trains ever built. A true collector's item.



Std. Pack 6
Wt. 15 lbs.
Cube: 1.27



IRON DUKE

ITEM NO. 40-0126

Lighted, USA D-4-D Steam Locomotive with Sloped Tender, Pulwood Car, Open Coal-Hopper, S1 Reeler Car, 3 Dome Tank Car, Wide Vision Caboose—Realistic Signal Bridge, 33 pc. Bridge and Trestle Set, 19 pcs. Curved and 6 pcs. Straight Track, Plug-in Terminal Re-Railer Track, U.I. Listed Power Pack and instructions.



Std. Pack 6
Wt. 29 lbs.
Cube: 3.19



Shown here and under figure 4 track layout



*\$20.00 ACCESSORIES REBATE COUPONS ON ALL HO SETS

NEW!
EXCLUSIVE

45" x 36"
OVAL

\$74.00



EXCLUSIVE

40" x 36"
OVAL

\$70.00



Figure 8
67" x 40"
\$62.00



HO SCALE ELECTRIC TRAIN SETS

ALL LOCOMOTIVES HAVE A LIFETIME LIMITED WARRANTY

NOTE: All Power Packs have printed circuit and vinyl tracks.

DU'SMOKEY

ITEM NO. 40-0277

Decorated Consolidation 2-8-0 Steam locomotive with Operating Headlight and Smoke, Tender, Open Gondropper, 200 Ton Flat Car with Logs, 57 Covered Coal Car, 3 Dome Tank Car, 57 Plug-Door Box Car, Wide Vision Caboose—33 pcs. Bridge and Freight Set, Water Tank, Farm Buildings with Animals, 36 pcs. Signs and Telephone Poles, Plug-in tie-raiser tracks, 19 pcs. Curved and 6 pcs. Straight Track, UL Listed Power Pack and instructions.

EMPIRE BUILDER

ITEM NO. 40-0290


Giant Northern 4-8-4 Steam Locomotive with Operating Headlight and Realistic Smoke, Tender, Electronic Steam Whistle in Wayside Building, 57 Covered Coal Car, 200 Ton Flat Car with Logs, Wood Stock Car, 3 Dome Tank Car, 57 Plug-Door Box Car, Caboose—36 pcs. Signs and Telephone Poles, 22 pcs. Double Oval Track Set with Two Manual Switches, UL Listed Power Pack and instructions.



570 Power Pack
Wt. 37 lbs.
Cubes: 3.98



Giant Over and Under Figure 8 Track Layout



580 Power Pack
Wt. 44 lbs.
Cubes: 3.51

Giant 47" x 47" Double Oval Layout



"Electronic" Steam Whistle Sound with Push Button Control





Form Buildings with Animals Set


SET CONTAINS
OVER
100 PIECES



33 PIECE OVER AND UNDER
BRIDGE & TRESTLE SET



\$117.00



HO SCALE OPERATING ACCESSORIES



46-1265 ELECTRONIC ACTION DEPOT

For lift with freight comes out of train approaches station. Returns automatically after train leaves.
Pd Pack 12 Wt 14 lbs. Cube 198



\$10.00



46-1209 ELECTRONIC STEAM WHISTLE AND WAYSIDE WAREHOUSE

Realizing steam sound, with Push Button Control. Authentically detailed wayside building. Works from power pack.
Pd Pack 12 Wt 8 lbs. Cube 95



\$12.00



46-1213 OPERATING WATERFALL AND TUNNEL

Now your scenery can include an actual working waterfall. Real water is pumped thru the mountain, down the falls & up again. Includes pump, tubing, fans, and tunnel with Blinking Light.
Pd Pack 6 Wt 13 lbs. Cube 44



\$18.00



46-1216 LIGHTED FREIGHT STATION

Add an extra-special "glow" to any layout with this finely detailed station. Building pre-assembled.

Set Price: \$2.99. 11 Pcs. Cube: 1.66



\$9.00



46-1217 LIGHTED PASSENGER STATION

Keep your set-up running all night. This little dandy lets you catch the 10:05 to N.Y. Building pre-assembled.

Set Price: \$2.99. 11 Pcs. Cube: 1.66



\$9.00



46-1214 DUAL CROSSING GATES WITH FLASHING LIGHTS AND BELL

Approaching train starts the action. Gates lower, red warning lights flash, and bell rings.

Set Price: \$2.99. 9 Pcs. Cube: 1.02



\$15.00



HO SCALE OPERATING ACCESSORIES



46-1308 DIESEL HORN IN OIL STORAGE TANK

You can add the realism of Diesel Horn sounds to any layout with this Shell Oil storage tank. Works from Power Pack. Push Button control included.

Box Pack: 12 Wt: 7 lbs. Cube: 37



\$43.00



46-1303 "GANDY DANCERS" OPERATING HAND CAR

Watch the men pump up and down as the car speeds on its way. Electric Motor Driven.

Box Pack: 12 Wt: 2 lbs. Cube: 30

\$14.00



46-1303 ON 24 pc. Chassis

Box Pack: 1 Wt: 4 lbs. Cube: 40



46-1213 OIL STORAGE TANK WITH FLASHING LIGHT

Highly detailed Oil Storage Tank warns approaching aircraft with its own flashing light.

Box Pack: 12 Wt: 6 lbs. Cube: 122



\$7.00



44-1221**BLINKING BRIDGE \$7.00**

This authentic Traste Bridge flashes a red warning light that lends realism and excitement to any layout. Track mounted on bridge. Light is pre-wired. 18 pieces.

Std. Price: \$2.99 9 lbs. Cube: 97

44-1222**OVER & UNDER \$8.00**

34 pc. Over & Under Traste Set with Blinking Light Bridge (not shown).

Std. Price: \$2.99 9 lbs. Cube: 97

**350 TON CRANE CAR & 51' FLOODLIGHT CAR \$14.00**

Realistic design makes these items a must to add to your train sets.

44-1218-01 Union Pacific

44-1218-05 Amtrak

Std. Price: \$2.99 9 lbs. Cube: 140

350 TON CRANE CAR & 51' BOOM CAR \$12.00

44-1210-01 Union Pacific

44-1210-05 Amtrak

Std. Price: \$2.99 9 lbs. Cube: 140

**51' FLOODLIGHT CAR \$6.00**

44-1211-01 Union Pacific

44-1211-05 Amtrak

Std. Price: \$2.99 9 lbs. Cube: 79



HO SCALE OPERATING ACCESSORIES



46-1201

DISASTER CROSSING

As train approaches, car stalls on track . . . train screeches to a halt before collision . . . wrecked truck lows car to safety . . . train moves on.

Kit Price: \$249.95, Cube: 27



\$10.00



65 TRI-LEVEL CAR TRANSPORTER

Comes with 15 autos.
46-1200-02 Santa Fe
46-1200-32 Penn Central

Kit Price: \$249.95, Cube: 127



\$12.00



44-1220 OPERATING DUAL CROSSING GATES

Train approaches, both gates automatically lower . . . train passes . . . gates raise when the train passes . . . 7' straight track included.

Kit Price: \$249.95, Cube: 99



\$8.00



LIGHTED & MOTORIZED CREW TRACKSTERS

These unusual and realistic lighted vehicles transport work crews to maintain and repair the tracks. Sold individually.

46-1233 Crew Bus
46-1234 Equipment Truck
Std Price: 12 Wt 2 lbs. Cube: .45



\$10.00 each

LIGHTED & MOTORIZED TRUCK TRACKSTERS

Two New and Exclusive Lighted Trucks to help your customers "keep on truckin' and trackin'!" Sold individually.

46-1235 Pick-up Truck
46-1236 Hy-Rail Deflector
Std Price: 12 Wt 2 lbs. Cube: .45



\$10.00 each

EXCLUSIVE
CREW BUS



REBATE ITEM

EXCLUSIVE
EQUIPMENT
TRUCK



REBATE ITEM

EXCLUSIVE
PICK-UP
TRUCK



REBATE ITEM

EXCLUSIVE
HY-RAIL
DEFLECTOR



REBATE ITEM

HO SCALE STEAM LOCOMOTIVES

WITH OPERATING HEADLIGHTS



CLASS J 4-B-4 STEAM LOCOMOTIVE WITH TENDER WITH SMOKE AND OPERATING HEADLIGHT

#1-0558-04 Norfolk and Western

50 Feet x
25 1/2" H
Case "S"

\$80.00

NEW!



OVERLAND 4-B-4 & S2 TENDER WITH SMOKE

#1-0559-01 Union Pacific

50 Feet x
25 1/2" H
Case "S"

\$75.00



MEADORA 4-B-4 & S2 TENDER WITH SMOKE

#1-0540-20 New York Central

50 Feet x
25 1/2" H
Case "S"

\$76.00



NORTHERN 4-B-4 & S2 TENDER WITH SMOKE, "ELECTRONIC" CHUG-CHUG AND STEAM WHISTLE

#1-0580-02 Santa Fe with Smoke only—\$75.00

#1-0580-16 Burlington with Smoke only—\$75.00

#1-0582-02 Santa Fe with
Smoke, "Electronic"
Chug-Chug and Steam
Whistle \$100.00

#1-0582-16 Burlington with
Smoke, "Electronic"
Chug-Chug and Steam
Whistle \$100.00



50 Feet x 25 1/2" H Case "S"

TEXAS 3-10-4 & S2 MW TENDER WITH SMOKE, "ELECTRONIC" CHUG-CHUG AND STEAM WHISTLE

#1-0540-21 Texas and Pacific with Smoke only—\$80.00

#1-0542-02 C & O with Smoke only—\$80.00

#1-0542-02 Santa Fe with
Smoke, "Electronic"
Chug-Chug and Steam
Whistle \$100.00

#1-0542-16 Pennsylvania with
Smoke, "Electronic"
Chug-Chug and Steam
Whistle \$100.00



50 Feet x 25 1/2" H Case "S"

DAYLIGHT GS 4 4-B-4 & S2 TENDER

#1-0550-07 Southern Pacific

50 Feet x
25 1/2" H
Case "S"

\$68.00



JOHN BALL ENGINE & TENDER
 HO Scale Repro/Collector Series
 \$40.00

 HO Scale
 1" to 1 1/2"
 Color 32


#1-0525 John Ball

DEWITT CLINTON ENGINE & TENDER
 HO Scale Repro/Collector Series
 \$37.50

 HO Scale
 1" to 1 1/2"
 Color 37


#1-0520 DeWitt Clinton

AMERICAN 4-4-0 & TENDER
 \$40.00

HO Scale 1" to 1 1/2" Color 32



#1-0510-04 Central Pacific "Jupiter"

AMERICAN 4-4-0 & TENDER
 \$40.00

HO Scale 1" to 1 1/2" Color 32



#1-0510-01 Union Pacific #119

MILADO 3-6-2 & VANDERBILT TENDER
 WITH SMOKE AND "ELECTRONIC" STEAM WHISTLE

HO Scale 1" to 1 1/2" Color 37



#1-0540-01 Union Pacific \$50.00

#1-0540-02 Union Pacific with Smoke only \$62.00

MILADO 3-6-2 & VANDERBILT TENDER
 WITH SMOKE AND "ELECTRONIC" STEAM WHISTLE

HO Scale 1" to 1 1/2" Color 37



#1-0540-03 B&O \$50.00

#1-0540-04 B&O with Smoke only \$62.00

CONSOLIDATION 2-8-0 & TENDER WITH SMOKE
 \$53.00

HO Scale 1" to 1 1/2" Color 37



#1-0530-02 Santa Fe

#1-0530-01 Seaboard

HO Scale 1" to 1 1/2" Color 37

CONSOLIDATION 2-8-0 & TENDER WITH SMOKE
 \$53.00

HO Scale 1" to 1 1/2" Color 37



#1-0530-01 Great Northern

HO Scale 1" to 1 1/2" Color 37

TEX WHEELER 4-4-0 & VANDERBILT TENDER WITH SMOKE
 \$45.00

HO Scale 1" to 1 1/2" Color 32



#1-0520-02 South Pacific

HO Scale 1" to 1 1/2" Color 32

TEX WHEELER 4-4-0 & VANDERBILT TENDER WITH SMOKE
 \$45.00

HO Scale 1" to 1 1/2" Color 32



#1-0520-01 Chicago Northwestern

HO Scale 1" to 1 1/2" Color 32

PRAIRIE 3-6-2 & FULL SIZE TENDER WITH SMOKE
 \$42.00

HO Scale 1" to 1 1/2" Color 32



#1-0515-04 Union Pacific

#1-0515-03 New York Central

USRA 3-6-2 & SLOPE TENDER WITH SMOKE
 \$38.00

 HO Scale 1" to 1 1/2"
 Color 32


#1-0520-04 Pennsylvania Railroad

#1-0520-03 Santa Fe

HO SCALE DIESEL LOCOMOTIVES & TROLLEYS

WITH OPERATING HEADLIGHTS



3040-3 DIESEL WITH SPACE AGE ELECTRONICS

\$30.00

REVERBING HEADLIGHTS AND
"BLINKING" WARNING LIGHT



#1-0070-01 Union Pacific

#1-0070-23 (not shown)
No. 600 12 48 1 1/2 lbs. Cube 42



#1-0070-02 Santa Fe



#1-0070-03 Burlington Northern

3040X-16 WHEEL DIESEL WITH SPACE AGE ELECTRONICS

EXCLUSIVE DIESEL HORN SOUND
AND "BLINKING" WARNING LIGHT



#1-0060-01 Union Pacific with Diesel Horn (not shown)

#1-0060-01 Union Pacific without Diesel Horn (not shown) \$38.00

No. 600 12 48 1 1/2 lbs. Cube 30

PLAZER EMBOC GEOMETRY & TRACK CLEANING DIESEL \$20.00

REBATE ITEM



#1-0020-01 Union Pacific



#1-0020-05 Atchafalaya

No. 600 12 48 1 1/2 lbs. Cube 30

BRAVO TROLLEY—LIGHTED \$17.00

No. 600 12 48 1 1/2 lbs. Cube 30



#1-0040-20 Motion Street



#1-0040-21 P&E



#1-0040-28 South Shore Lines



#1-0040-29 South Hills Lines

No. 600 12 48 1 1/2 lbs. Cube 30

STREAMLINED TROLLEY—LIGHTED \$20.00

REBATE ITEM

NEW!



#1-0029-03 P&E

#1-0029-02
Chicago Transit
Authority



#1-0029-03
Pacific Electric



#1-0029-03
Pittsburgh
Railroad



EMD F9 DIESEL \$18.00

41-0245-01 Union Pacific



41-0245-02 Santa Fe



41-0245-03 Amtrak



41-0245-05 Chesapeake



See Rock 12, 41-1156a, Color 41

EMD GP38 DIESEL \$24.00

41-0246-01 Santa Fe



41-0246-03 Burlington Northern



41-0246-04 Southern



41-0246-05 Chesapeake



See Rock 12, 41-1156a, Color 41

EMD GP40 DIESEL \$21.00

41-0248-01 Union Pacific



41-0248-02 Santa Fe



41-0248-03 Burlington Northern



41-0248-04 Conrail



See Rock 12, 41-1156a, Color 41

EMD 86CP ELECTRIC \$34.00

41-0250-01 Amtrak



Featuring Reversing Headlights

See Rock 12, 41-1156a, Color 41

EMD 86C3-D DIESEL \$24.00

41-0250-02 Chesapeake



41-0250-03 BURLINAW



See Rock 12, 41-1156a, Color 41

EMD 86B DIESEL \$22.00

41-0240-01 Santa Fe



41-0240-07 Southern Pacific



41-0240-08 Rock Island



41-0240-09 Chesapeake



EMD 140PH DIESEL \$22.00

41-0245-05 Amtrak



See Rock 12, 41-1156a, Color 41

PLYMOUTH 8-4-B SWITCHER \$15.00

41-0200-10 Burlington



41-0200-02 Santa Fe



See Rock 12, 41-1156a, Color 41

HO SCALE ROLLING STOCK



NEW! CUSTOM CAR
POUL CAR 14.00
 43-1064-00

NEW!



VIRGAR CAR 14.00
 43-1064-00

ORE CAR 13.50 43-1075-01 43-1075-02 43-1075-03 (not shown)

43-1023 OR-85' BUDD RAMPART COACH—LIGHTED 17.00



85' FULL DOME PASSENGER CAR—UNLIGHTED 17.00



43-1027 OR-85' Amtrak

47' 3-DOME TANK CAR 13.00 each car
 43-1004 Assortment



Remort



Cymond



Orat



Esach

52' CENTER ROW HOPPER 14.00 each car
 43-1000 Assortment



Rock Island



Esdy



Coming



Esat

59' CUSTOM ROLLING STOCK 14.00 each car
 43-1008 Assortment



Old West Line



Chief Engineer



Coyle



Struckers

47' 185L GONDOLA 13.00 each car 43-1002



Burlington

47' 185L BOX CAR 13.00 each car
 43-1000 Assortment



Santa Fe



Burlington Northern



Union Pacific

59' MECHANICAL STEEL REEFER 13.00 each car
 43-1009 Assortment



Santa Fe



Santa Fe



Pacific Fruit



Burlington Northern

59' 185L PLUG DOOR BOX CAR 13.00 each car
 43-1010 Assortment



Rock Island



Chesle



Union Pacific



Pain Central

47' OPEN GEAR OFF SET HOPPER 14.00 each car
 43-1006 Assortment



Rock Island



Burlington Northern

47' 18-CUBIC BOX CAR—SMOOTH 14.00 each car
 43-1011 Assortment



Burlington



Denver & Rio Grande



Union Pacific



Maxwell & St Louis



Union Pacific



New York Central

COLLECTOR COACHES FROM "AMERICA'S EARLIEST TRAIN"



JOHN BULL COACH \$4.00
43-6042



DERBY CLINTON \$3.50
43-6043

57' WIDE-VISION CABOOSE
\$4.00 each car
43-6044



Orange



Sorto's

57' CABOOSE \$4.00 each car
43-6044 Assortment



C & M



New York Central

OLD TIME WOOD REEFER \$3.50 each car
43-6048 Assortment

Take a trip to the land of old-time rolling stock as a means of boosting railroad's industrializing development. The idea is now brought to life with this series of Old Time wood Reefers by Bachmann.



State of Maine



Center's



Cutler's

67' WOOD STOCK CAR \$3.00 each car
43-6049 Assortment



Union Pacific



Sorto's



Chicago & Northwestern



Great Northern

67' 3-COAL TANK CAR
\$4.50 each car
43-6051 Assortment



Reynolds Rolling



White House Vinegar



RAF Worldwide

67' EXPRESS CENTER FLAT CAR WITH BRICK LOADS
\$4.50 each car
43-6052 USAF



67' 28-LEVEL POUCH CAR
\$4.50 each car
43-6053



67' COVERED STEEL COIL CAR 43-6054 Assortment \$4.00 each car



Pfough & Lake Erie



Reynolds & Lake Erie

67' PULPWOOD STACK CAR WITH LOGS 43-6055 Assortment \$4.00 each car



Penn-Central



Sorto's

67' 200 TON FLAT WITH LOGS 43-6056 Assortment \$4.00 each car



Great Northern



Louisville & Nashville

67' ALL DOORS BOX CARS
\$4.00 each car
43-6057 Assortment



Sorto's



Southern



Southern Pacific

OLD TIME CARS



\$4.00



\$4.00



\$4.00



\$4.00



\$4.00



\$4.00



\$4.00



\$4.00



\$4.00

43-6057-67-67 28-LEVEL POUCH CAR (new design) \$4.00

43-6058-67-67 200 TON FLAT WITH LOGS (new design) \$4.00

43-6059-67-67 200 TON FLAT WITH LOGS (new design) \$4.00

HO SCALE TRACK AND ACCESSORIES



TRACK

- 44-1501—10" Radius Curved (4 pcs./Card) \$1.80
- 44-1511—8" Straight (4 pcs./Card) \$1.40
- 44-1710 Flexible 30" (100 pcs./Box) \$1.50
- 44-1711 Flexible 30" (2 pcs./Card) \$4.00
- 44-1716 Lighted Turnout 2" Track \$2.00
- 44-1720—8" Straight In-Router (2 pcs./Card) \$3.00
- 44-1732 Rotations (48 pcs./Card) \$1.00
- 44-1736 90° Crossing \$4.00
- 44-8021—10" Radius Curved (200 pcs./Bulk) \$ 3.35
- 44-8041—8" Straight (200 pcs./Bulk) \$ 3.25

Terminal track with "Impregol" Plug-in Wiring
44-1500—8" Straight Terminal with Plug and Wire \$3.00

SWITCHES



- 44-1701 Manual Switch—Left \$4.00
- 44-1702 Manual Switch—Right \$4.00



- 44-1707 Electric Switch—Left \$4.00
- 44-1708 Electric Switch—Right \$4.00

REPAIR ITEM



- 42-1074 Book Signals (4 pcs.) \$2.50



- 42-1006 Crossing Signals and Gates (8 pcs.) \$3.99



- 42-1001 Annual Set of Coal and Fuel Signs (12 pcs.) \$4.00



POWER RACK

- 44-0020 Printed Circuit Circuit Breaker US United \$16.00



- 42-1026 Automobile Set #1 (6 pcs.) \$3.00



- 42-1007 Corner Signs and Traffic Signs (10 pcs.) \$4.00



ALSO AVAILABLE

- 42-1100 Fictile Fence (24 pcs.) \$2.25
- 42-1200 Telephone Poles (10 pcs.) \$2.25
- 42-1504 Wooded and Street Signs (24 pcs.) \$2.25
- 42-2148 Mini Water Pump (1 pc.) \$4.00
- 42-2425 71 pc. Accessory Assortment \$19.95

- 42-1008 Road Crossings (8 pcs.) \$3.00



- 42-1009 Rock Assortment (8 pcs.) \$3.00



- 42-1005 Lighting Kit (2 pcs.) \$3.99



44-1225 17 PC. BRIDGE & TRESTLE SET \$5.00

See Track 10
Set 4-16,
Cover 70



44-1226 33 PC. OVER & UNDER BRIDGE & TRESTLE SET \$6.00

See Track 10
Set 4-16,
Cover 70



HO SCALE TRAINTOWN™ BUILDING KITS

Bachmann HO Scale TrainTown™ Building Kits lend authenticity and realism to any layout because the details are printed on . . . in full color!

Each building is die cut out of sturdy board with minor assembly required. Also included in each kit are enough plastic people, animals or cars to complete the "look-the-eye" effect.

Collect the whole TrainTown series and you'll end up with the finest layout in town.

Items 47-1501 through 47-1506 \$3.00
See item # 47-1500, page 27

47-1500 12 Piece Kit Assortment \$36.00
See item # 47-1500, page 27



47-1501 ABC Freight Station



47-1502 G&R OCL Depot



47-1503 Poultry Warehouse



47-1504 Switch Tower



47-1505 Inspection Car Shed with Office



47-1506 Passenger Station



HO SCALE PLASTICVILLE® BUILDING KITS

FINELY DETAILED, PRE-COLORED WITH SNAP-FIT ASSEMBLY

45-2601 Cope-Cod House
\$2.40



99 Pieces
1/2" x 1/2" x 1/2" Cube

45-2602 Switch Tower
\$2.40



99 Pieces
1/2" x 1/2" x 1/2" Cube

45-2603 School House
\$2.40



99 Pieces
1/2" x 1/2" x 1/2" Cube

45-2604 Signal Bridge
\$2.40



99 Pieces
1/2" x 1/2" x 1/2" Cube

45-2605 Barn
\$3.00



99 Pieces
1/2" x 1/2" x 1/2" Cube

45-2606 Farm Buildings and Animals
\$3.00



99 Pieces
1/2" x 1/2" x 1/2" Cube

45-2607 Water Tower
\$3.00



45-2711 Cooling Station
\$4.75



45-2608 Ranch House
\$3.00



99 Pieces
1/2" x 1/2" x 1/2" Cube

45-2671 Freight Station
\$3.75



99 Pieces
1/2" x 1/2" x 1/2" Cube

45-2672 Pedestrian Bridge
\$3.75



99 Pieces
1/2" x 1/2" x 1/2" Cube

45-2673 Suburban Station
\$3.75



99 Pieces
1/2" x 1/2" x 1/2" Cube

45-2691 House under Construction
\$4.25



99 Pieces
1/2" x 1/2" x 1/2" Cube

45-2692 Cathedral
\$4.25



99 Pieces
1/2" x 1/2" x 1/2" Cube

45-2694 Platform Station
\$4.25



99 Pieces
1/2" x 1/2" x 1/2" Cube

45-2712 All Standing Figures with Points
\$4.75



99 Pieces
1/2" x 1/2" x 1/2" Cube

45-2713 Split Level House
\$4.75



99 Pieces
1/2" x 1/2" x 1/2" Cube

45-2715 Roadside Stand with Points
\$4.75



99 Pieces
1/2" x 1/2" x 1/2" Cube

45-2928 Jiffy Car Wash
\$5.00



99 Pieces
1/2" x 1/2" x 1/2" Cube

45-2901 Toy & Hobby Shop
\$5.00



99 Pieces
1/2" x 1/2" x 1/2" Cube

45-2902 Contemporary House
\$5.00



99 Pieces
1/2" x 1/2" x 1/2" Cube



HO SCALE LIGHTED SCENIC CLASSICS

Our traditional Scenic Classics Building kits now come with a new feature that will really open your eyes. They're LIGHTED!

These bright new kits come complete with trees, foliage, soil, grass mats and printed sidewalks or streets.

They assemble quickly and easily by snapping together. No painting is required.

49-2570 24 pc. Apartment \$144.00
49-2571 25 pc. House \$144.00



49-2571 Two-Story House
\$4.00

LIGHTED



25 Pieces \$4.00

REBATE ITEM

49-2572 Split Level House
\$4.00

LIGHTED



25 Pieces \$4.00

REBATE ITEM

49-2573 Barn, Silo and Animals
\$4.00

LIGHTED



25 Pieces \$4.00

REBATE ITEM

49-2574 Fire House
\$4.00

LIGHTED



25 Pieces \$4.00

REBATE ITEM

49-2575 Factory
\$4.00

LIGHTED



25 Pieces \$4.00

REBATE ITEM

49-2576 Country Church
\$4.00

LIGHTED



25 Pieces \$4.00

REBATE
ITEM

O SCALE PLASTICVILLE™ BUILDING KITS



When it comes to the best sellers in O Scale Building kits, you're looking of them. As you know, once an O Scale nut, always an O Scale nut. And we wouldn't want to disappoint this special group of accessory minded train collectors.

Our snap-fit assembly doesn't need any gluing. And all the parts are pre-colored. The fine detailing is obvious.

For use with Lionel and all other O Scale layouts.

65-1930 12 Piece \$5.00 Kit Assortment \$40.00
Kit Part 1 of 3 Kits. Case 1



65-1950 12 Piece \$5.00 Kit Assortment \$72.00
Kit Part 1 of 3 Kits. Case 1

65-1937 Crossing Signals & Gates \$5.00



Kit Part 1 of 3 Kits. Case 1

65-1938 Street Lights & Boulevard Lights \$5.00



Kit Part 1 of 3 Kits. Case 1

65-1937 Cooling Station \$5.00



Kit Part 1 of 3 Kits. Case 1

65-1958 Union Station \$5.00



Kit Part 1 of 3 Kits. Case 1

65-1931 Telephone Poles and Railroad & Street Signs (34 pieces) \$5.00



Kit Part 1 of 3 Kits. Case 1

65-1932 Barn \$5.00



Kit Part 1 of 3 Kits. Case 1

65-1933 Church \$5.00



Kit Part 1 of 3 Kits. Case 1

65-1934 Ranch House \$5.00



Kit Part 1 of 3 Kits. Case 1

65-1935 Water Tank \$5.00



Kit Part 1 of 3 Kits. Case 1

65-1936 Two Store House \$5.00



Kit Part 1 of 3 Kits. Case 1

65-1951 Signal Bridge and Switch Tower \$5.00



Kit Part 1 of 3 Kits. Case 1

65-1952 Loading Platform and Stockman's Shanty \$5.00



Kit Part 1 of 3 Kits. Case 1

65-1953 Split Level House \$5.00



Kit Part 1 of 3 Kits. Case 1

65-1954 Suburban Station \$5.00



Kit Part 1 of 3 Kits. Case 1

65-1955 32 Figures with Points \$5.00



Kit Part 1 of 3 Kits. Case 1

65-1956 Fire House \$5.00



Kit Part 1 of 3 Kits. Case 1

O SCALE SCENIC CLASSICS

A perfect complement to our O Scale Plasticville® Series is our O Scale Scenic Classic Series.

Each kit comes complete with everything you see pictured. The buildings, trees, foliage, grass or even the soil are included.

Assembly is a snap! All parts snap-fit to each other and no painting is required.

Add these fine kits to your Lionel or any O Scale layout, you'll be glad you did!



49-1980 3d Piece Apartment Includes free display \$252.00
Set Price: 1 for \$252.00 Code: L-27

49-1981 Farm Buildings & Equipment
\$7.00



Set Price: 10
\$7.00
Code: L-14

49-1983 Colonial Mansion
\$7.00



Set Price: 10
\$7.00
Code: L-14

49-1985 Log Cabin Retreat
\$7.00



Set Price: 10
\$7.00
Code: L-14

49-1987 Barn
\$7.00



Set Price: 10
\$7.00
Code: L-14

49-1982 School & Playground
\$7.00



Set Price: 10
\$7.00
Code: L-14

49-1984 Country Church
\$7.00



Set Price: 10
\$7.00
Code: L-14

49-1986 New England Rancher
\$7.00



Set Price: 10
\$7.00
Code: L-14

49-1988 Factory
\$7.00



Set Price: 10
\$7.00
Code: L-14

LANDSCAPING DEPARTMENT



SCENTED TREES

Bring the scent of the great outdoors indoors with new SCENTED TREES from Bachmann.

Now you can add the fragrance of orange groves or the freshness of a spring day to your

Miniature 4 Trees per box \$3.95
 #B-2382 24 pc. Assortment \$84.00
 #B-2381 Fruit #B-2383 Scented Oak
 #B-2382 White #B-2384 Cherry
 See Also 24" 96 Trees, Code 478

Small Size 4 Trees per box \$3.00
 #B-2380 24 pc. Assortment \$74.00
 #B-2381 Spring #B-2382 Apple
 #B-2383 Autumn #B-2384 Orange
 See Also 24" 96 Trees, Code 478

Medium Size 4 Trees per box \$3.00
 #B-2379 24 pc. Assortment \$84.00
 #B-2371 Red/Green
 #B-2372 Snow
 #B-2373 Holly
 #B-2374 Blue Spruce
 See Also 24" 96 Trees, Code 478

Large Size 3 Trees per box \$3.50
 #B-2385 12 pc. Assortment \$82.00
 #B-2386 Evergreen
 #B-2387 Blue Spruce
 #B-2388 Green Maple
 #B-2384 Chestnut
 See Also 12" 36 Trees, Code 478

1 Tree per Box Assortments \$4.00
 #B-2340 12 pc. Assortment \$72.00
 #B-2341 Spring
 #B-2342 Fall
 See Also 12" 36 Trees, Code 478

scenic environment.

A wide variety of colors, shapes, sizes and new attractive packaging makes our SCENTED TREES the most innovative line of miniature landscaping trees available.



FOLIAGE SPREAD

#B-2360—48 pc. Assortment \$62.40

• Poly Fibre

• Foliage Spread—

Spring Green: Fine (and Med.)
 Summer Green: Fine (and Med.)
 Fall Green: Fine (and Med.)
 Earth Brown: Fine (and Med.)
 Fall Brown: Fine (and Med.)
 Mixed Colors

• Flowers

See Also 1" 96 Trees, Code 478



TREE KITS

Each kit makes 4 trees

#B-2351 Shale
 #B-2352 Oak
 #B-2353 Magnolia
 #B-2354 Cherry
 #B-2355 Birch
 #B-2356 Cypress
 \$3.00

#B-2348 48 pc. Assortment
 Includes free display \$164.00
 See Also 1" 96 Trees, Code 478



BASIC SCENICS \$1.20

#B-2280—48 pc. Assortment \$62.40

#B-2281 Grass

#B-2282 Earth

#B-2283 Coal

#B-2284 Gravel

#B-2285 Light Ballast

#B-2286 Dark Ballast



See Also 24" 96 Trees, Code 478

MISC. SCENICS

#B-2290 Rock Cleaner—8 oz. \$1.80

See Also 24" 96 Trees, Code 478

#B-2291 Ballast Cement \$1.30

See Also 24" 96 Trees, Code 478

#B-2293 Smoke Fluid—2 1/2 oz. \$1.70

See Also 24" 96 Trees, Code 478



LICHEN

Perfect for making trees, bushes & shrubs. \$4.00

#B-2207 Green

#B-2208 Mixed Colors

#B-2210 24 pc. Assortment \$96.00

See Also 24" 96 Trees, Code 478



TUNNELS

40-2350 3 1/2 pc. Assortment
42 pc. Tunnel Assortment
52 pc. Box 12" x 10" 5 lbs. Case 1/2



40-2351
2 pc. 10" Tunnel \$3.00
52 pc. Box 12" x 10" 5 lbs. Case 1/2



40-2352
4 pc. 14" Tunnel \$4.00
52 pc. Box 12" x 10" 5 lbs. Case 1/2



40-2353
8 pc. 16" Curved Tunnel \$7.00
52 pc. Box 12" x 10" 5 lbs. Case 1/2



SCENIC PANORAMA

A perfect starter kit for any HO Scale layout—4 Realistic TrainTown™ Building Kits, Switch tower, Freight Station, Tractor Shed and G&W SCL Depot plus a Signal Bridge, Freight Load Set, Plastic Figures and landscaping materials.

40-2376
\$15.00



52 pc. Box 12"

GRASS MATS

For use with all Scale Modeling, roadwork & hobby projects.

40-2201 Large 9" x 9" \$5.00
52 pc. Box 12" x 10" 5 lbs. Case 1/2

40-2202

Medium 4" x 9" \$3.00
52 pc. Box 12" x 10" 5 lbs. Case 1/2

40-2203

Small 3" x 6" \$2.00
52 pc. Box 12" x 10" 5 lbs. Case 1/2



MOUNTAIN PAPER

40-2204 Size 24" x 37" \$3.00
52 pc. Box 12" x 10" 5 lbs. Case 1/2



MINI-PEOPLE

Highly detailed HO scale people add the final realism to any project. They're hand decorated and each is in a realistic pose. 6 figures per set.

Items 40-3300 through 40-3312 \$3.00 per set
52 pc. Box 12" x 10" 5 lbs. Case 1/2

40-3300 72 pc. Assortment 52 pc. Box 12" x 10" 5 lbs. Case 1/2
(Includes 6 each of the 12 sets shown below) \$216.00

40-3300 Working Passengers



40-3301 Sitting Figures



40-3302 Standing Figures



40-3303 Train Crew



40-3304 Work Crew



40-3305 Old West Figures



40-3306 Children Playing



40-3307 Picnic Family



40-3308 Swimmers



40-3309 People of Leisure



40-3311 Train Work Crew



40-3310 Sitting Passengers



N SCALE ELECTRIC TRAIN SETS

ALL LOCOMOTIVES HAVE A LIFETIME LIMITED WARRANTY

NOTE: All Power Packs have printed circuit and circuit boards.



50-4301 THE HIGHBALLER

Super 8-Wheel Drive EMD F9 Diesel locomotive with Operating Headlight, Steel Gondola with Gravel Load, 51' Mechanical Reeler, Wide Vision Caboose—Plug in Terminal Re-Roller Track, U.S. Listed Power Pack and Instructions.

50-4301 Santa Fe (not shown) \$38.00

Box Pack 6 Wt 10 lbs. Cube 1.58



2007's value
\$38.00

\$38.00



50-4262 YARD BOSS

"USA" 0-6-0 Switcher and Tender, 3-Cone Tons Car, 51' Plug-Door Box Car, Gondola with Gravel Load, Caboose, Plug-in Terminal Re-Roller Track, Instructions and U.S. Listed Power Pack.

Box Pack 6 Wt 10 lbs. Cube 1.61



2007's value
\$40.00

\$40.00



50-4404 THE OLD TIMER

American 4-4-0 Steam Locomotive and Tender, five authentic Old Time Cars . . . Box Car, Water Tank Car, Wood Gondola, Flat Car and Caboose—Plug in Terminal Re-Roller Track, U.S. Listed Power Pack and Instructions.

Box Pack 6 Wt 10 lbs. Cube 1.61



2007's value
\$44.00

\$44.00



50-4405 THE AMERICAN

American 4-4-0 Steam locomotive and Tender, three authentic Old Time Cars . . . 2 Coach Cars and Combine—Plug in Terminal Re-Roller Track, U.S. Listed Power Pack and Instructions.

Box Pack 6 Wt 10 lbs. Cube 1.5



2007's value
\$49.00

\$49.00



50-4004 TGV SET WITH PACK AND TRACK

Unique 6-unit train set features powered locomotive with reversing headlight, dummy locomotive, 4 distinctly different passenger cars, 29 1/2" x 19 1/2" track oval with plug-in terminal roller track, UL listed power pack.



Set Pack: 6
Wt: 45 lbs.
Cube: 1.32

29 1/2" x 19 1/2"
oval
\$85.00

NEW!**50-4002 WITHOUT PACK AND TRACK \$65.00**

Set Pack: 6 Wt: 4 lbs. Cube: 1.22

**50-4360 AMFLITE EXPRESS**

Lighted GE® ES60CP electric diesel, 3 lighted Amflite Coaches, Oval of track, UL listed Power Pack has printed circuit and circuit breaker.



29 1/2" x 19 1/2"
oval
\$65.00

50-4354 THE LOCAL

Super 8-Wheel Drive EMD F9 Diesel Locomotive with Operating Headlight, Lighted Standard Combies, 7 Lighted Standard Coaches—Plug-in Terminal Re-Roller Track, UL listed Power Pack and instructions.



Set Pack: 6 Wt: 18 lbs. Cube: 1.61



29 1/2" x 19 1/2"
oval
\$50.00
Lighted Combies

50-4308 HIGH RIDER

Super 8-Wheel Drive EMD F9 Diesel Locomotive with Operating Headlight, 5 1/2" Mechanical Reeler, Open Quad Hopper, 3-Dome Tank Car, Wide Vision Caboose—3 pc. Decorated Tunnel, Grass Mat, Plug-in Terminal Re-Roller Track, UL listed Power Pack and instructions.



Set Pack: 6
Wt: 21 lbs.
Cube: 1.61

29 1/2" x 19 1/2"
oval
\$45.00



N SCALE ELECTRIC TRAIN SETS

ALL LOCOMOTIVES HAVE A LIFETIME LIMITED WARRANTY

NOTE: All Power Packs come packed in our own special battery.



THE BULLET

ITEM NO. 50-4395

W68 Diesel with Operating Headlight, Quad-Hopper, 41' Box Car, 56' Center Flow Hopper, Tank Car, 51' Steel Reefer, Caboose—15 pc. Bridge and Trestle Set, Operating Dual Crossing Gates, Plug-in Terminal Re-Roller Track, US Listed Power Pack and Instructions.



360 Piece 6
Wt. 17 lbs,
Cube 2.10

60 Piece Bridge and Trestle Set



LONG HAULER

ITEM NO. 50-4406

Super 8-wheel drive EMD F9 Diesel with Operating Headlight, F9 31' Unit Dummy Gondola with Gravel Load, 51' Mechanical Reefer, Steel Mechanical Reefer, 3-Dome Tank Car, Stock Car, Steel Caboose, Plug-in Terminal Re-Roller Track, Instructions and US Listed Power Pack.



360 Piece 6
Wt. 17 lbs,
Cube 1.85



CONSOLIDATION

ITEM NO. 50-4410

Consolidation 2-8-0 Steam Locomotive and Tender, 3-Dome Tank Car, 51' Mechanical Reefer, 42' Hopper, 56' Center Flow Hopper, 41' Steel Box Car, Caboose—Operating Dual Crossing Gates, Plug-in Terminal Re-Roller Track, US Listed Power Pack and Instructions.



360 Piece 6
Wt. 17 lbs,
Cube 2.11

Operating Dual Crossing Gates



EMPIRE BUILDER

ITEM NO. 50-4401

Northern 4-8-4 Steam Locomotive with Operating headlight and 52' Tender, Stock Car, 51' Mechanical Reefer, 3-Dome Tank Car, 51' Plug-Door Box Car, 41' Box Car, Steel Gondola, Wood Gondola with Gravel Load, Steel Caboose—Plug-in Terminal Re-Roller Track, US Listed Power Pack and Instructions.



360 Piece 6
Wt. 23 lbs,
Cube 2.13



34 1/2" x 11 1/2"
oval

\$56.00



39 1/2" x 11 1/2"
oval

\$52.00



34" x 11 1/2"
oval

\$70.00



39 1/2" x 11 1/2"
oval

\$80.00



N SCALE OPERATING ACCESSORIES



54-1204 "ELECTRONIC" STEAM WHISTLE & FREIGHT STATION \$12.00

Realistic steam sound with Remote Control. Authentically detailed building. Works from Power Pack.

Set Price \$2
Set Price \$20
Cube #20



54-1213 OPERATING WATERFALL AND TUNNEL \$15.00

Real water is pumped through the mountain, down the falls and up-again.

Set Price \$1 \$6.95 \$16.00 Cube #20



89 TR-LEVEL CAR TRANSPORTER \$10.00

Comes with 15-cars
54-1208-02 Santa Fe
54-1208-02 Penn Central

Set Price \$2
Set Price \$16
Cube #2



54-1223 BRIDGE & TRUSS SET \$5.00

21 pc./box Set Price \$2 \$6.95 Cube #7

54-1224 BRIDGE & TRUSS SET \$4.00

13 pc./box (not shown)

Set Price \$2 \$6.95 Cube #5



54-1220 DUAL CROSSING GATES \$5.00

Train approaches, both gates automatically lower... then raise when train passes... 4 1/2" straight track included.

Set Price \$2 \$6.95 Cube #7



54-1221 BLINKING BRIDGE AND TRUSS SET \$5.00

18 pc. Truss set comes with an exciting Blinking (flashing) 4 1/2" track mounted on bridge. Light pre-wired

Set Price \$2 \$6.95 Cube #7



54-1206 "ELECTRONIC" DIESEL HORN IN OIL TANK \$10.00

Press the button for authentic diesel sound.

Set Price \$5 \$6.95 \$16.00 Cube #8



54-1210 BLINKING OIL STORAGE TANK \$6.00

Highly detailed Oil Storage Tank warns approaching aircraft with its own flashing light.

Set Price \$2 \$6.95 Cube #8





55-1204 DELAYER CROSSING \$19.00

Exciting four-truck action removes stalled car from tracks with lever action control.

55-1204-01 \$19.00 Color 20



55-2344 2-PIECE TUNNEL \$2.50

55-2345 4-PIECE TUNNEL \$4.00

Both tunnels are fully decorated and feature an Easy-to-Assemble Hauling System.

55-2344 12

250 TON CRANE CAR & 51' FLOODLIGHT CAR
55-1215-01 Union Pacific \$13.00
55-1215-02 Atchafalpa \$13.00

250 TON CRANE CAR & 51' BOOM TENDER
55-1216-01 Union Pacific \$19.00
55-1216-02 Atchafalpa \$19.00

51' FLOODLIGHT CAR
55-1217-01 Union Pacific \$7.00
55-1217-02 Atchafalpa \$7.00

55-1215 12



DESIGN TEAM

N SCALE FULLY ASSEMBLED BUILDINGS

55-7120 12 Pk. \$5.00 Assort. 140.00

55-7420 12 Pk. \$5.00 Assort. 172.00

55-7140

Water Tank with Figure

\$5.00

55-7140-01 \$5.00 Color 34



55-7141

Cooling Station with Figures

\$5.00

55-7141-01 \$5.00 Color 34



55-7142

Farm House with Figures

\$5.00

55-7142-01 \$5.00 Color 32



55-7143

Two Story House with Porch, Figures and Car

\$5.00

55-7143-01 \$5.00 Color 32



55-7144 New England Ranch with Figures \$5.00

55-7144-01 \$5.00 Color 34



55-7145 Country Church with Figure \$5.00

55-7145-01 \$5.00 Color 34



55-7404 Shell Gas Station \$5.00

55-7404-01 \$5.00 Color 30



55-7405 Jilly Car Wash \$5.00

55-7405-01 \$5.00 Color 30



55-7406 Platform Station \$5.00

55-7406-01 \$5.00 Color 30



55-7407 Freight Station \$5.00

55-7407-01 \$5.00 Color 30



55-7408 Passenger Station \$5.00

55-7408-01 \$5.00 Color 30



55-7409 Contemporary House \$5.00

55-7409-01 \$5.00 Color 30



N SCALE LOCOMOTIVES & TROLLEYS

ALL LOCOMOTIVES HAVE A LIFETIME LIMITED WARRANTY



DDA 402' 16 WHEEL DIESEL LOCOMOTIVE
with Operating Reverse Headlight \$39.00

51-0665-01 Union Pacific

See Page 12
Cat # N-12

NEW!



NEW!

EMD F1 DIESEL
51-0665-02 Amtrak
\$30.00

See Page 12
Cat # N-12

LIGHTED FLASHER EMD G1 GEOMETRY DIESEL
\$22.00 Each

See Page 12 Cat # N-12



51-0625-01 Union Pacific



51-0625-02 Amtrak

EMD GP40 DIESEL—LIGHTED
\$29.00 Each

51-0635-07 Southern Pacific



51-0635-10 Burlington N



51-0635-02 Santa Fe



51-0635-03 Burlington Northern



See Page 12 Cat # N-12

EMD F1 DIESEL—LIGHTED
\$18.00 Each

51-0615-02 Santa Fe



51-0615-14 Pennsylvania Passenger Red



51-0615-01 Chessie



51-0615-08 Amtrak



51-0617-02
Santa Fe Dummy (not shown) \$6.00
See Page 12 Cat # N-12

USA8 DIESEL—LIGHTED
\$29.00 Each

51-0640-02 Santa Fe



51-0640-01 Chessie



51-0640-08 Rock Island



51-0640-07 Southern Pacific



See Page 12 Cat # N-12

STREAMLINE POC TROLLEY—LIGHTED
\$20.00 Each

NEW!

51-0629-04
PCC



51-0629-03
Pacific
Electric



51-0629-02
Chicago-
Rapid
Authority



51-0629-04
Pittsburgh
Railroads



BELL TROLLEY—LIGHTED
\$18.00 Each



51-0610-26 Modeler Street
50 Pcs. 12 1/2" 1.5 lbs. Cube 12



51-0610-27 PWT



51-0610-28 South Shore Lines



51-0610-29 South Hills Lines

0-6-0 SHIFTER & TENDER
\$22.00 Each



51-0647-02 Santa Fe



51-0647-14 Pennsylvania
50 Pcs. 12 1/2" 1.5 lbs. Cube 12

PLYMOUTH 0-6-0 SWITCHER—LIGHTED
\$15.00 Each

50 Pcs. 12 1/2" 1.5 lbs. Cube 12



51-0600-16 Burlington



51-0600-02 Santa Fe

DOCKSIDER 0-6-0 SWITCHER 3-7V 00 LIGHT

50 Pcs. 12 1/2" 1.5 lbs. Cube 12



51-0604-12 S&C



51-0604-02 Santa Fe

USA 0-6-0 SWITCHER & SLOPE TENDER
\$25.00 Each



51-0605-02 Santa Fe



51-0605-14 Pennsylvania
50 Pcs. 12 1/2" 1.5 lbs. Cube 26

PRAIRIE 0-6-0 & TENDER
\$28.00 Each



51-0510-20 New York Central



51-0510-01 Union Pacific
50 Pcs. 12 1/2" 1.5 lbs. Cube 26

N SCALE LOCOMOTIVES

ALL LOCOMOTIVES HAVE A LIFETIME LIMITED WARRANTY



NORTHERN 4-4-4 & 12' TENDER with Operating Headlight
\$50.00

ENGINEERED FOR SMOOTH
OPERATION



54-0580-10 Burlington



54-0580-02 Santa Fe
54-0580-10 Reading (not shown)

54 Feet x 24.5 In. Code 20

CONSOLIDATION 2-8-0 & TENDER with Operating Headlight
\$27.00



54-0530-11 Great Northern
54-0530-02 Santa Fe (not shown)



54-0530-10 Reading
54 Feet x 19.25 In. Code 20

MIRADO 2-4-2 & VANDERBILT TENDER with Operating Headlight
\$40.00



54-0540-04 Union Pacific
54 Feet x 19.25 In. Code 20



54-0540-12 B&O

AMERICAN 4-4-0 & TENDER
\$22.00



54-0510-01 Union Pacific #119
54 Feet x 19.25 In. Code 20



54-0510-04 Central Pacific Justice

N SCALE TRRAINTOWN™ BUILDING KITS

For those N Scale Fans who demand extra realism in their accessories, we also offer N Scale Traintown™ Building Kits ... with the same high quality and fine detailing you find in the HO Scale kits.

These little beauties certainly will add a lot of extra realism and interest to your layout.

Items 57-1551 through 57-1556 \$35.00
100 Res. 1" x 4 1/2" x 7 1/2" Case 21

57-1550 12 Piece Assortment \$36.00
100 Res. 1" x 4 1/2" x 7 1/2" Case 21



57-1551 Passenger Station



57-1552 Freight Station



57-1553 Barn



57-1554 Factory Complex



57-1555 Trolley Barn



57-1556 2-Story Engine House



N SCALE ROLLING STOCK

47 STEEL BOX CAR 50-6000 Assortment 11-00 each car
Burlington Northern



New York Central



Duncan and the Grande



47 2-DOOR TANK CAR 50-10000 Assortment 10-00 each car

Republic



Midwest



Shell



Union



47 CENTER-CORNER HOPPER 50-4000 Assortment 14-00 each car

Missouri Car



Meridian



Santa Fe



New Central



47 MECHANICAL STEEL HOPPER 50-10000 Assortment 10-00 each car

Pacific Fruit Express



Shell



Santa Fe



Silvertone



47 STEEL RUGGED BOX CAR 50-6000 Assortment 13-00 each car

New Central



Boston & Maine



Santa Fe



Chesapeake & Ohio



47 WOOD BROOM CAR 50-6000 Assortment 14-00 each car

Union Pacific



Chicago Northwestern



Great Northern



Santa Fe



47 "OLD TIME" WOOD BROOM 50-6000 Assortment 10-00 each car

Boys Club



State of Maine



Gateway



Shell



47 MECHANICAL STEEL HOPPER 50-4000 Assortment 10-00 each car

Union Pacific



Schmidt Lumber



Two Leaf Packers



Lehigh Valley



47 OPEN-END CENTER HOPPER 50-4000 Assortment 14-00 each car

Newarkville



Rockbody



47 40-CUB BOX CAR 50-4000 Assortment 10-00 each car

Baltimore and Ohio



Southern Pacific



Rock Island



Minneapolis and St. Paul



New Central



Union Pacific





51 WIDE VIEW CARBOCS 51-507 Assortment \$4.00 each car
Santa Fe Union Pacific

52 CHESS 52-508 Assortment \$4.00 each car
Chess Rock Island

53 1951 CARBOCS WITH ON-CENTER DUPOLA 53-507 \$4.00 each car
Baltimore & Ohio Pennsylvania

54 GREAT NORTHERN 54-509 Assortment \$4.00 each car
Great Northern Santa Fe

57 COMBID TO BOX HOPPER 57-508 Assortment \$5.00
Baltimore and Ohio Auburn

58 GREAT NORTHERN 58-509 Assortment \$5.00
Great Northern Koppers

59 STANDARD COMBID-TO-BOX HOPPER 59-509 Assortment \$5.00
59-509-01 Santa Fe
59-509-02 Pennsylvania (not shown)

60 STANDARD COMBID-TO-BOX HOPPER 60-509 Assortment \$5.00
60-509-01 Santa Fe
60-509-02 Pennsylvania (not shown)

61 FLEA CRAWLER PASSENGER CAR 61-509 Assortment \$4.00
61-509-01 Penna.
61-509-02 Santa Fe (not shown)

67 WOOD-BRICKS-GONZALEZ 67-509 Assortment \$3.00 each car
Rock Island

68 BURLINGTON 68-509 Assortment \$3.00 each car
Burlington

69 MASS/PACIFIC 69-509 Assortment \$3.00 each car
Mass/Pacific

47 CHEMICAL TANK CAR 47-504 Assortment \$4.00 each car
Dow

48 HOOPER 48-504 Assortment \$4.00 each car
Hooper

49 SCIENTIA 49-504 Assortment \$4.00 each car
Scientia

42 2851 GONZALEZ 42-504 Assortment \$4.00 each car
Pittsburgh & Lake Erie

43 SOUTHERN 43-504 Assortment \$4.00 each car
Southern

44 BURLINGTON 44-504 Assortment \$4.00 each car
Burlington

57 FLEA CRAWLER PASSENGER CAR 57-509 Assortment \$4.00 each car
Cable News Car

58 CONTAINERS 58-509 Assortment \$4.00 each car
Containers

59 TANKS 59-509 Assortment \$4.00 each car
Tanks

47 WOOD-BRICKS-GONZALEZ 47-504 Assortment \$3.00 each car
Great Northern

48 CHICAGO AND GREAT NORTHERN 48-504 Assortment \$3.00 each car
Chicago and Great Northern

49 NEWCASTLE 49-504 Assortment \$3.00 each car
Newcastle

"OLD TIMER" ROLLING STOCK
Authentic Old-Time Cars
Used on Our Modern
Railroads around 1950

55-504-01 Chesapeake
55-504-02 Erie
55-504-03 All Pennsylvania

56-504-01 Rock Island
56-504-02 Chesapeake
56-504-03 Erie

57-504-01 Santa Fe
57-504-02 Erie
57-504-03 Pennsylvania

58-504-01 Santa Fe
58-504-02 Erie
58-504-03 Pennsylvania

59-504-01 Santa Fe
59-504-02 Erie
59-504-03 Pennsylvania

60-504-01 Santa Fe
60-504-02 Erie
60-504-03 Pennsylvania

61-504-01 Santa Fe
61-504-02 Erie
61-504-03 Pennsylvania

62-504-01 Santa Fe
62-504-02 Erie
62-504-03 Pennsylvania

63-504-01 Santa Fe
63-504-02 Erie
63-504-03 Pennsylvania

64-504-01 Santa Fe
64-504-02 Erie
64-504-03 Pennsylvania

65-504-01 Santa Fe
65-504-02 Erie
65-504-03 Pennsylvania

66-504-01 Santa Fe
66-504-02 Erie
66-504-03 Pennsylvania

67-504-01 Santa Fe
67-504-02 Erie
67-504-03 Pennsylvania

68-504-01 Santa Fe
68-504-02 Erie
68-504-03 Pennsylvania

69-504-01 Santa Fe
69-504-02 Erie
69-504-03 Pennsylvania

70-504-01 Santa Fe
70-504-02 Erie
70-504-03 Pennsylvania

52 750-01 Santa Fe
52-504-02 Erie (not shown)

53 850-01 Santa Fe
53-504-02 Erie (not shown)

54 950-01 Santa Fe
54-504-02 Erie (not shown)

55 1050-01 Santa Fe
55-504-02 Erie (not shown)

56 1150-01 Santa Fe
56-504-02 Erie (not shown)

57 1250-01 Santa Fe
57-504-02 Erie (not shown)

58 1350-01 Santa Fe
58-504-02 Erie (not shown)

59 1450-01 Santa Fe
59-504-02 Erie (not shown)

60 1550-01 Santa Fe
60-504-02 Erie (not shown)

61 1650-01 Santa Fe
61-504-02 Erie (not shown)

62 1750-01 Santa Fe
62-504-02 Erie (not shown)

63 1850-01 Santa Fe
63-504-02 Erie (not shown)

64 1950-01 Santa Fe
64-504-02 Erie (not shown)

65 2050-01 Santa Fe
65-504-02 Erie (not shown)

66 2150-01 Santa Fe
66-504-02 Erie (not shown)

67 2250-01 Santa Fe
67-504-02 Erie (not shown)

68 2350-01 Santa Fe
68-504-02 Erie (not shown)

69 2450-01 Santa Fe
69-504-02 Erie (not shown)

70 2550-01 Santa Fe
70-504-02 Erie (not shown)

52 750-01 Santa Fe
52-504-02 Erie (not shown)

53 850-01 Santa Fe
53-504-02 Erie (not shown)

54 950-01 Santa Fe
54-504-02 Erie (not shown)

55 1050-01 Santa Fe
55-504-02 Erie (not shown)

56 1150-01 Santa Fe
56-504-02 Erie (not shown)

57 1250-01 Santa Fe
57-504-02 Erie (not shown)

58 1350-01 Santa Fe
58-504-02 Erie (not shown)

59 1450-01 Santa Fe
59-504-02 Erie (not shown)

60 1550-01 Santa Fe
60-504-02 Erie (not shown)

61 1650-01 Santa Fe
61-504-02 Erie (not shown)

62 1750-01 Santa Fe
62-504-02 Erie (not shown)

63 1850-01 Santa Fe
63-504-02 Erie (not shown)

64 1950-01 Santa Fe
64-504-02 Erie (not shown)

65 2050-01 Santa Fe
65-504-02 Erie (not shown)

66 2150-01 Santa Fe
66-504-02 Erie (not shown)

67 2250-01 Santa Fe
67-504-02 Erie (not shown)

68 2350-01 Santa Fe
68-504-02 Erie (not shown)

69 2450-01 Santa Fe
69-504-02 Erie (not shown)

70 2550-01 Santa Fe
70-504-02 Erie (not shown)

N SCALE TRACK AND ACCESSORIES

52-7004 Figure Assortment Set #1 (12 pieces) \$2.50



52-7000 Figure Assortment Set #2 (12 pieces) \$2.50



52-7005 Signal Bridge with Six Block Signals (7 pieces) \$2.50



52-7004 Crossing Signals and Gates (12 pieces) \$2.50



52-7006 Animal Set #1 Cows and Horses (12 pieces) \$2.50



52-7006 Telephone Poles (24 pieces) \$2.50



52-7010 Automobile Set #1 (6 pieces) \$2.50



52-7011 Motor Truck Set #1 (4 pieces) \$2.50



52-7012 Construction Set #2 (3 pieces) \$2.50



52-7013 Railroad & Street Signs (24 pieces) \$2.50



52-7015 Construction Set #2 (3 pieces) \$2.50



52-7019 Motor Truck Set #2 (4 pieces) \$2.50



52-7020 Automobile Set #2 (8 pieces) \$2.50



52-7022 Road Crossings (3 pieces) \$2.50



52-7017 Bus Bridge (3 pieces) \$2.50



44-6605 Power Pack Painted Circuit, Circuit Breaker U, Listed 145-00



52-7555—64 Piece Scenic Accessories \$210.00
Items 52-7004 through 52-7022 50¢ Each 24 40¢ 1 pc. Retail Price \$2.50

SWITCHES

- 54-7554 Manual Switch—Left (1 pc./Card) \$4.00
- 54-7555 Manual Switch—Right (1 pc./Card) \$4.00
- 54-7556 Remote Switch—Left (1 pc./Card) \$7.00
- 54-7555 Remote Switch—Right (1 pc./Card) \$7.00



TRACK

- 54-7540 Flexible 25" (24 pcs./Box) \$1.50
 - 54-7537 90° Radius Curved (6 pcs./Card) \$2.00
 - 54-7543 5" Straight (6 pcs./Card) \$2.00
 - 54-7520 5" Straight Re-Railer (2 pcs./Card) \$1.50
 - 54-7558 95° Crossing (1 pc./Card) \$2.00
- Terminal Block
With "Simplimot" Plug-in Wiring
54-7525 Curved Terminal Re-Railer with Plug (1 pc./Card) \$2.00



A Quality Line of Radio Controlled Vehicles

Small in size . . . Big in action!

Ride the road to profits with this exciting line of radio controlled vehicles.

From the Porsche 944 to the rugged Jeep Renegade there's a true-to-life scale of its real counterpart. Detailing is superb! Quality is unequalled! Each unique feature of the real vehicle is faithfully reproduced on the Bachmann scale version.

The ATV Buggy has the same rugged lines as the real vehicle. The sleek Porsche 944 scale version has the same clean lines of its hi-tech "Made in Germany" big brother. Best of all, each vehicle, with its easy to use controls, creates the excitement and feel of the operating real vehicle, with forward and reverse functions, speed control and steering.

Every item is dramatically packaged in full color "see through" display boxes. When it comes to radio control, Bachmann is a Winner Again for 1984!



BACHMANN
TAIYO **TB**



OFF-ROAD MONSTER 70-8206

Rugged off-terrain vehicle. Features six wheel drive—can turn in its own length. Seated white body for use in all environments, power on-line battery indicator L.E.D. lights on both car and transmitter.

Specifications:

Scale: 1/16
 Range: 60 indoor, 100' outdoor
 Functions: 6
 Speeds: 1
 Battery Req. 4 x "C", 2 x PV

166.00

Std. Pack: 6
 Wt. 11 lbs.
 Cube: 2.73



SERVICE WRECKER 70-8403

Superbly detailed. Features twin movable booms, each with hand-operated winches, a removable top-wheel trailer for towing, L.E.D. indicator lights on car and transmitter.

Specifications:

Scale: 1/24
 Range: 30' indoor, 60' outdoor
 Functions: 6
 Speeds: 2—controlled from vehicle
 Battery Req. 4 x "C", 2 x PV

184.00

Std. Pack: 6
 Wt. 19 lbs.
 Cube: 3.28



Join the excitement of Radio Control with BACHMANN/TAIYO

POSCHE 944 70-8114

Porsche's newest hi-tech sports car features realistic engine sound (beats with speed of car), controlled from transmitter. Semi-pneumatic tires, power on/off battery indicator, L.E.D. lights on both car and transmitter.



\$195.00

Specifications:

Scale: 1/18

Range: 40' indoor, 150' outdoor

Functions: 6 forward with left and right steering, reverse with left and right steering

Speeds: 2—full stop or full operation

Battery Req. 3 x "C", 3 x "9V"

Std. Pack: 4

Wt. 18 lbs.

Cube: 1.77

OFF-ROAD JEEP RENEGADE 70-8017

Jeep Renegade features full digital proportional steering and speed control. Additional features include semi-pneumatic off-road tires, working jock, power battery LED indicators.



\$122.00

Specifications:

Scale: 1/18

Range: 40' indoor, 150' outdoor

Functions: Full digital proportional speed and steering

Speeds: 2 (set from vehicle)

Battery Req. 3 x "AA", 5 x "D"

Std. Pack: 4

Wt. 16 lbs.

Cube: 3.28

POLICE CAR 70-8111

Large model of typical city police car with flashing top bar, lights and siren sound.



\$56.00

Specifications:

Scale: 1/24

Range: 30' indoor, 60' outdoor

Functions: 4—right, left and straight in forward, straight only in reverse

Speeds: 2—controlled from car

Battery Req. 3 x "AA", 2 x "9V"

Std. Pack: 12

Wt. 17 lbs.

Cube: 2.84

CUSTOM VAN 70-8112

California styled custom van. Power on/off battery indicator, L.E.D. lights on both vehicle and transmitter. Van equipped with semi-pneumatic tires.



\$54.00

Specifications:

Scale: 1/24

Range: 30' indoor, 60' outdoor

Functions: 4

Speeds: 2—controlled from vehicle

Battery Req. 3 x "AA", 2 x "9V"

Std. Pack: 12

Wt. 15 lbs.

Cube: 2.81



You Win Every Time with BACHMANN/TAIYO Radio Control

JEEP RENEGADE 70-8018

The ever-popular Jeep Renegade. Power on/off battery indicator L.E.D. lights on both car and transmitter.



\$54.00

Specifications:

Scale: 1/28
Range: 30' indoor, 60' outdoor
Functions: 5
Speeds: 2—controlled from car
Battery Req. 2 x "AA", 2 x "V"

Std. Pack: 12
Wt. 19 lbs.
Cube: 2.56

CORVETTE 70-1703

We have duplicated the competition! Corv-Am styling on America's only sports car. Features twin joy stick control on transmitter.



\$44.00

Specifications:

Scale: 1/28
Range: 30' indoor, 60' outdoor
Functions: 4—forward with steering right and left, straight direction in reverse.

Speeds: 2—controlled from vehicle
Battery Req. 2 x "AA", 2 x "V"

Std. Pack: 12
Wt. 16.5 lbs.
Cube: 2.14

FERRARI 70-8001

Ferrari's large sleek Ferrari features operating headlights, controlled from vehicle. Power on/off battery indicator L.E.D. lights on both car and twin joy stick transmitter and realistic semi-pneumatic tires.



\$54.00

Specifications:

Scale: 1/28
Range: 30' indoor, 60' outdoor
Functions: 5
Speeds: 2—controlled from vehicle
Battery Req. 2 x "AA", 2 x "V"

Std. Pack: 12
Wt. 17 lbs.
Cube: 2.04

PORSCHE 915 TURBO 70-80287

A sleek model of the famous LeMans winner.



\$22.00

Specifications:

Scale: 1/24
Range: 30' indoor, 60' outdoor
Functions: 2—straight forward, turn left in reverse.

Speeds: 1
Battery Req. 2 x "AA", 2 x "V"

Std. Pack: 12
Wt. 12 lbs.
Cube: 1.66



BIRDS OF THE WORLD

One of the most popular Model Kit Series of the 60's is back by popular demand. We've taken the six best of our best selling **BIRDS OF THE WORLD** and dressed them up in bright, beautiful new packaging.

All of these kits feature our extremely popular (and helpful!) Paint-By-Numbers Decorating System. And each also includes True-to-Life point colors and exact Life-size Scaling and Detailing.

By following the simple instructions, even a beginner can complete an authentic, colorful and realistic model.

Set Price: \$2.99 5 lbs. Cube: \$4

\$3.50

64-8748
35 pc. Assortment
With Display
\$19.50



64-8701 Parakeet



64-8702 Baltimore Oriole



64-8703 Bluebird



64-8704 Scarlet Tanager



64-8705 Red-Headed Woodpecker



64-8706 Goldfinch



B-LINE TRUCKIN'[®]

SUPER ALLOY METAL VEHICLES



Watch out—Bachmann is rolling in the Big Rig!

These finely detailed, smooth riding, non-toxic scale model reproductions are made of durable die-cast super alloy metal.

This series represents some of the most respected names in Truckin' and will enhance any HO scale model environment or vehicle collection.

REBATE ITEM



99-9101	Kenworth 40' Container	\$9.00
99-9102	Kenworth Auto Carrier	\$9.00
99-9103	GMC Cobscook Van Tandem	\$9.00
99-9104	GMC Cobscook Tanker Tandem	\$9.00
99-9105	Peterbilt Refrigerated Van	\$9.00
99-9106	Peterbilt Dump Trailer	\$9.00
99-9107	Mock Van Trailer	\$9.00
99-9108	Mock Tanker	\$9.00

Items 99-9101 through 99-9104
 \$9.00 each. 99-9105, 99-9106, 99-9107, 99-9108
 \$9.00 each. Includes \$2.00 shipping.
 \$9.00 each. \$9.00 each. \$9.00 each. \$9.00 each.



B-LINE CRANES

SUPER ALLOY METAL VEHICLES

99-9504



99-9502



99-9501



99-9503



Bachmann's series of Construction Cranes will provide all the lift necessary to improve scale model environments or vehicle collections.

The booms and hooks raise and lower with 360° swivel action. Some have movable rubber treads and some are smooth rolling and all are made of durable, non-toxic, die-cast super alloy metal.

If you like realistic action, you'll love these Construction Cranes by Bachmann.

- 99-9501 Mechanical Truck Crane \$13.00
- 99-9502 Bucket Crawler Crane \$13.00
- 99-9503 Crane Truck \$13.00
- 99-9504 Hydraulic Crawler Crane \$13.00

Items 99-9501 through 99-9504
MS. Price \$1.99 MS. Price \$1.99
MS. Price \$1.99 MS. Price \$1.99
MS. Price \$1.99 MS. Price \$1.99



REBATE ITEM

B-LINE DIGGERS

SUPER ALLOY METAL VEHICLES



99-9551

99-9583

99-9564

99-9582

99-9582

99-9561

99-9561

99-9561

Put on your hard hats and DIG the series of Construction Vehicles by Bachmann.

These durable, non-toxic, die-cast super alloy metal Diggers are smooth rolling on heavy movable rubber tracks. The blades and shovels rise and lower and some have 360° wheel action.

Combine the DIGGERS with the CATERPILLAR to find out just how easy it is to move mountains when you have the right equipment.

REBATE ITEM




99-9551	Hydraulic Motor Scraper	\$70.00
99-9582	Hydraulic Motor Grader	\$70.00
99-9563	Loader Shovel	\$70.00
99-9554	Hydraulic Excavator	\$70.00
99-9561	Tractor Shovel	\$11.00
99-9562	Hilachi Hydraulic Excavator	\$11.00
99-9563	Caterpillar Bulldozer	\$11.00
99-9564	Caterpillar Tractor with Ripper	\$11.00

Items 99-9551 through 99-9561 \$10.00
 Items 99-9582 through 99-9583 \$10.00
 \$10.00 each (or \$5.00 each) - Order 1-800-
 99-9551 \$5.00 each (or \$2.50 each) - Order 1-800-
 99-9554 \$5.00 each (or \$2.50 each) - Order 1-800-
 99-9561 \$5.00 each (or \$2.50 each) - Order 1-800-
 99-9562 \$5.00 each (or \$2.50 each) - Order 1-800-
 99-9563 \$5.00 each (or \$2.50 each) - Order 1-800-
 99-9564 \$5.00 each (or \$2.50 each) - Order 1-800-

B-LINE JET MACHINES™

SUPER ALLOY METAL CARS



SUPER ALLOY DIE CAST METAL VEHICLES

These finely detailed, exactly-to-scale, authentic reproductions are built for high performance and hard play. Each Jet Machine™ has our Super Powerhouse engine for exciting runs

of 25 feet or more and can't be overwound. No batteries required. Jet Machines™ are durable and non-toxic, with optional features such as opening doors, pop-up headlights, and bucket seats that fit.

99-9200
99-9201
99-9202
99-9203
99-9204
99-9205
99-9206
99-9207
99-9208
99-9209
99-9210
99-9211
99-9212

99-9201 Ford Mustang 15.00
99-9202 Gulf Mirage 15.00
99-9203 Formula MB Sedan 15.00
99-9204 Alfa Romeo 15.00
99-9205 Lotus Elise 15.00

99-9206 Lamborghini Countach 15.00
99-9207 BMW 1.8 CSL 15.00
99-9208 De Tomaso Pantera 15.00
99-9209 Lamborghini Murciélago 15.00
99-9210 Lotus Evija 15.00

99-9211 Mazda RX-7 15.00
99-9212 Lotus Evija 15.00
99-9213 Lotus Evija 15.00
99-9214 Lotus Evija 15.00
99-9215 Lamborghini Gallardo 15.00

Trucks & JET MACHINES™



See Price Tag
at Retailer
Circle 74



ALL BACHMANN LOCOMOTIVES HAVE A LIFETIME LIMITED WARRANTY

Bachmann Ind., Inc. will remedy any defect or malfunction occurring in the locomotive within the lifetime of the purchaser. This warranty does not extend to defects or malfunctions which are caused by damage (not resulting from the defect or malfunction) while the locomotive is in the possession of any consumer, or by unreasonable use (including failure to provide proper lubrication) while the locomotive is in the possession of any collector.

This warranty is given in lieu of all other express warranties. All implied warranties, including but not limited to implied warranties of fitness and merchantability, shall run only for the life of the purchaser. Some states do not place limitations on how long an implied warranty lasts, so the above limitation may not apply to you.

Under no circumstances shall Bachmann Ind., Inc. be responsible for any accidents or consequential damages, arising in regard to any locomotive that the locomotive owner agrees, at the time of the purchase or limitation of the implied or non-warranty damages, to the above limitation or exclusion does not apply to this.

In order to validate this warranty the Owner Registration Card included in your set must be completed and mailed within 90 days after purchase of the locomotive to Bachmann Ind., Inc., 1400 East Erie Avenue, Philadelphia, PA 19124.

If the warranty service is required within one year from the date of purchase, please send the locomotive postage prepaid to Bachmann Ind., Inc., 1400 East Erie Avenue, Philadelphia, PA 19124. Also, please write a letter explaining the nature of your difficulty and enclose it with the locomotive.

If warranty service is required after more than one year from the date of purchase, please send the locomotive, postage prepaid with a check or money order (111.00 for Street Locomotives or 10.00 for Steam Locomotives) in a padded return package, and handling to Bachmann Ind., Inc., 1400 East Erie Avenue, Philadelphia, PA 19124. Also, please write a letter explaining the nature of your difficulty and enclose it with the locomotive.

At the option of Bachmann Ind., Inc., the locomotive will be either repaired or replaced, except that if both repair and replacement are not practicable, then a refund of the purchase price will be made.

This warranty gives you specific legal rights, and you may also have other rights which vary from state to state.

In the event you have any questions concerning use and care of the locomotive or any complaints concerning service, please write Bachmann Ind., Inc., 1400 East Erie Avenue, Philadelphia, PA 19124.

IT IS AN OPEN MARKETPLACE FROM PROPOSED OR MISUSE IS NOT COVERED BY THIS WARRANTY.

NATIONAL SALES OFFICE 1400 E. ERIE AVENUE PHILADELPHIA, PENNSYLVANIA 19124 U.S.A. TELEPHONE: (215) 533-1600

SALES REPRESENTATIVES:

NORTHEAST

Knicker & Service
1327 Broadway
Room 1004
New York, New York 10009
(212) 691-3030

SOUTHEAST

Buck Boles Associates
PO Box 1970
Charlotte, North Carolina 28209
(704) 523-9041

OHIO, MICHIGAN,
WESTERN PENNSYLVANIA,
WESTERN NEW YORK
& KENTUCKY

Hulzer & Stern Associates
1661 Waterfront Center Road
Cleveland, Ohio 44121
(216) 381-5486

ILLINOIS, INDIANA, & WISCONSIN

Remmiller Associates
3000 W. Dundee Rd., Suite 102
Northbrook, Illinois 60062
(312) 480-0360

MISSOURI & KANSAS

Robert Baum Associates, Inc.
1920 Granada Lane
Chester Park, Kansas 64311
(913) 585-3327

MINNESOTA, THE Dakotas, IOWA & NEBRASKA

Anderson-Williams Sales Company
2025 Newmark South
Minneapolis, Minnesota 55404
(612) 870-9000

TEXAS, OKLAHOMA, ARKANSAS & LOUISIANA

Harold Chapman Associates
7170 Marlin Trade Center
PO Box 58247
Dallas, Texas 75258
(214) 747-6687

COLORADO, UTAH, ARIZONA, MONTANA,

IDAHO, WYOMING,
NEW MEXICO, NEVADA &
EL PASO, TEXAS

Philip Johnson Company
1320 Canyon Street
Denver, Colorado 80202
(303) 321-2922

BRIDGEMONT, OREGON, ALASKA HAWAII

Chandler & Company
224 N.W. 9th St
Portland, Oregon 97209
(503) 233-3121

CALIFORNIA

Boyer, Bachmann & Associates
8634 Alhambra Road
Los Angeles, California 90046
(213) 652-9542

PREMIUM SALES

John Lemminger
1400 E. Erie Avenue
Philadelphia, Pennsylvania 19124
(215) 533-1600

