

BACHMANN 1983



Celebrating Our 150th Year

Bachmann is celebrating its 150th Anniversary by offering you the Most Exciting and Profitable Line in its history.

Our All New POWERHOUSE Train System is backed with more Advertising and Promotional Dollars than have ever been spent in one year on a single electric train set...by anyone...in the history of the Toy Business.


Our DeWitt Clinton, which stopped running the year (1833) we started running, is destined to be one of the most talked about (and sold) HO Sets ever made. Its classic, award-winning packaging beautifully enhances the superb detailing of this Bachmann Exclusive.

Add to that our new M*A*S*H™ 4077th Supply Train and you have the basis of a very big year. M*A*S*H™ as you know, is the most popular TV show in history. Its immense popularity with kids of all ages is bound to carry over in added sales for you.

We will, of course, continue to offer our excellent line of HO and N Scale Sets, O Accessories, HO and N Locomotives, Rolling Stock, Operating Accessories and Landscaping.

And we'll be back with our giant 1/32 Scale Road Racing Sets and Accessories as well as our highly successful new B-Line Die Cast Trucks, Diggers and Cranes.

You're all invited to a great 150th Year Celebration. Be sure to RSVP.



M*A*S*H™

©1971, 1983 Twentieth Century-Fox Film Corp. All Rights Reserved. TM Designates a Trademark of Twentieth Century-Fox Film Corp.


The new Bachmann POWERHOUSE Train System is backed with a "POWERHOUSE" advertising and promotion program.



The only HO scale replica of the DeWitt Clinton... by Bachmann.



The M.A.S.H. Supply Train is pre-sold by the most popular TV show in history!




Beautiful and compelling packaging that sells Bachmann products on sight!



We're so sure our revolutionary new Electric Train System will be a Sales Sensation for you that we're backing it with more Advertising and Promotional Dollars than have ever been spent in one year on a single Train Set ...by anyone...in the history of the Toy Business!

We're adding a lot more fun to Electric Railroading with our exciting and exclusive YARD BOSS Train and Action-Packed Operating Accessories. All the action is finger-tip controlled from one spot...The POWERHOUSE Control Station.

Join us in this POWERHOUSE of a Promotional program and you can't lose:


- A POWERHOUSE of a Network and Spot TV Campaign. 
- A POWERHOUSE of a \$5.00 Rebate Program.
- A POWERHOUSE of an Adult Print Campaign.
- A POWERHOUSE of a Kids' Print Campaign.
- A POWERHOUSE of a Sunday Comics Campaign.
- A POWERHOUSE of an In-Pack \$20.00 Refund Coupon Campaign.

And A POWERHOUSE of a POWERHOUSE® Candy Bar Campaign

Be sure to check out our special POWERHOUSE RAILROADING full color brochure. It outlines all these exciting promotional programs in detail.



Automatic Cattle Loader



Automatic Switch Track



ALL LOCOMOTIVES HAVE A LIFETIME LIMITED WARRANTY

SET INCLUDES: U36B Diesel with Operating Headlight, 51' POWERHOUSE™ Box Car, 42' Steel Gondola, 41' Cattle Car, Wide Vision Caboose—POWERHOUSE™ Control Station with 3 Action Accessories: Automatic Pipe Loader, Switch Track & Cattle Loader. Giant 41" x 50" Full Color Platform Layout, 45" x 36" Oval of Track with Spur Track and Bumper, Plug-In Terminal Re-Railer Track, UL Listed Power Pack and Instructions.



Powerhouse Control Station



Automatic Pipe Loader



Complete with giant
41" x 50" full-color layout
featuring the New and Exclusive
Track-Lok System
that holds the track in place...
until you want to move it!



ITEM NO. 40-300
\$69.00



HO SCALE ELECTRIC TRAIN SETS

ALL LOCOMOTIVES HAVE A LIFETIME LIMITED WARRANTY

DIESEL HUSTLER

ITEM NO. 40-102



EMD F9 Diesel with Operating Headlight, Open Quad-Hopper, 51' Plug Door Box Car, Caboose—Plug-In Terminal Re-Railer Track, 11 pcs. Curved Track, UL Listed Power Pack and Instructions.

40-100 Burlington Northern (not shown)

40-101 Santa Fe (not shown)

Std. Pack 6 Wt: 20 lbs. Cube: 1.41

36"
circle
\$34.00



THE COMET

ITEM NO. 40-129

EMD F40PH Diesel with Operating Headlights, three 85' Amfleet Lighted Passenger Cars—Plug-In Terminal Re-Railer Track, 11 pcs. Curved Track, 2 pcs. Straight Track, UL Listed Power Pack and Instructions.

Std. Pack 6 Wt: 33 lbs. Cube: 3.91

45" x 36"
oval
\$70.00



THE PIONEER

ITEM NO. 40-115



EMD F9 Diesel with Operating Headlight, 200 ton Flat Car with Logs, 51' Mechanical Reefer, Open Quad-Hopper, Caboose, 18 pc. Blinking Bridge and Trestle Set. Plus Snap-Together Freight Station—Plug-In Terminal Re-Railer Track, 11 pcs. Curved Track, 1 pc. Straight Track, UL Listed Power Pack and Instructions.

Std. Pack 6

Wt: 31 lbs.

Cube: 3.28



*\$20.00 ACCESSORIES REBATE COUPONS IN ALL HO SETS!

THE OLD TIMER

ITEM NO. 40-275



American 4-4-0 Steam Locomotive with Operating Headlight and Tender, five authentic Old Time Cars... Box Car, Water Tank Car, Wood Gondola, Flat Car and Caboose—Plug In Terminal Re-Railer Track, 11 pcs. Curved Track, UL Listed Power Pack and Instructions.

Std. Pack 6 Wt. 26 lbs. Cube: 3.28

36"
circle
\$71.00

SILVER EXPRESS

ITEM NO. 40-111



EMD F9 Diesel with Operating Headlight, 51' Mechanical Reefer, Steel Gondola, Wide Vision Caboose—Plug In Terminal Re-Railer Track, 11 pcs. Curved Track, 2 pcs. Straight Track, 3 pc. Decorated Tunnel, UL Listed Power Pack and Instructions.

Std. Pack 6 Wt. 28 lbs. Cube: 3.28

45" x 36"
oval

3 Piece Decorated Tunnel, with Easy-to-Assemble Notching System

The Blinking Bridge and Trestle Set
This Bridge & Trestle Set features a red warning light that lends excitement to any layout. Track mounted on Bridge. Light pre-wired 18 pieces.



45" x 36"
oval
\$45.00

HO SCALE ELECTRIC TRAIN SETS

ALL LOCOMOTIVES HAVE A LIFETIME LIMITED WARRANTY

RAILBLAZER

ITEM NO. 119

U36B Diesel with Operating Headlight, 57' Covered Coil Car, Open Quad-Hopper, 51' Mechanical Reefer, Wide Vision Caboose—Plug In Terminal Re-Railer Track, 11 pcs. Curved Track, 1 pc. Straight Track, 18 pc. Blinking Bridge, 40" by 50" Grass Mat, UL Listed Power Pack and Instructions.

40-117 Chessie (not shown)



Std. Pack: 6
Wt: 34 lbs.
Cube: 3.91



Giant 40" x 50" Grass Mat



MASH

ITEM NO. 40-120

EMD F9 Diesel with Operating Headlight, 41' Steel Box Car, 42' Gondola with Freight Load, 51' Flat Car with Containers, 51' Floodlight Car—10 Full Color Printed Compound Structures, Helicopter with Helipad, Jeep, Water Tank, 48 Plastic Figures, Mountain Paper, Plug In Terminal Re-Railer Track, 11 pcs. Curved Track, 2 pcs. Straight Track, UL Listed Power Pack and Instructions.

Std. Pack: 6
Wt: 35 lbs.
Cube: 3.91



Recommended
Assembly for
MASH Layout



GOLDEN SPIKE

ITEM NO. 40-125

EMD GP40 Diesel with Operating Headlight, 200 Ton Flat Car with Logs, 3 Dome Tank Car, 51' Plug Door-Box Car, Gondola, Caboose—34 pc. Blinking Bridge and Trestle Set, 36 pc. Railroad and Street Signs and Telephone Poles, 19 pcs. Curved and 5 pcs. Straight Track, Plug In Terminal Re-Railer Track, UL Listed Power Pack & Instructions.



Std. Pack: 6
Wt: 38 lbs.
Cube: 3.91



Giant Over and Under Figure 8 Track Layout



\$20.00 ACCESSORIES REBATE COUPONS IN ALL HO SETS!

**\$3.00
REBATE SET**

NEW

45" x 36"
oval

\$48.00

"Blinking" Bridge and Trestle Set
adds realism to any
layout. Bridge pre-wired.
28 piece set.



©1975, 1983 Twentieth Century Fox
Film Corp. All Rights Reserved.
TM Designation a Trademark of
Twentieth Century Fox Film Corp.

**NEW &
EXCLUSIVE**

45" x 36"
oval

\$58.00

NWSH 4077th Compound



**Set contains
over 100 pieces**

figure 8

87" x 40"

\$58.00

"Blinking" Bridge and Trestle Set
adds realism to any
layout. Bridge pre-wired.
34 piece set.



HO SCALE ELECTRIC TRAIN SETS

ALL LOCOMOTIVES HAVE A LIFETIME LIMITED WARRANTY

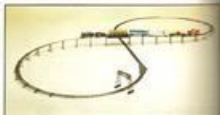
IRON DUKE

ITEM NO. 40-128

Lighted, USRA 0-6-0 Steam Locomotive with Sloped Tender, Pulpwood Car, Open Quad Hopper, 51' Reefer Car, 3 Dome Tank Car, Wide Vision Caboose—Realistic Signal Bridge, 33 pc. Bridge and Trestle Set, 19 pcs. Curved and 6 pcs. Straight Track, Plug-In Terminal Re-Railer Track, U.L. Listed Power Pack and Instructions.



Std. Pack 6
Wt. 59 lbs.
Cube: 391



Giant Over and Under Figure 8 Track Layout



CENTENNIAL

ITEM NO. 40-137

DD40X 16-Wheel Diesel Locomotive with Operating Headlight and Blinking Warning Light, 200 Ton Flat Car with Logs, 51' Plug-Door Box Car, 51' Reefer Car, Open Quad-Hopper, Pulpwood Rack Car with Logs, Wide Vision Caboose—17 pc. Bridge and Trestle Set, Operating Dual Crossing Gates, Plug-In Terminal Re-Railer Track, 11 pcs. Curved and 1 pc. Straight Track, U.L. Listed Power Pack and Instructions.



Std. Pack 6
Wt. 46 lbs.
Cube: 547



Operating Dual Crossing Gates



The DeWitt Clinton

ITEM NO. 40-130

Authentic 1831 Steam Locomotive with Standing Engineer and Tender, 3 Highly Detailed Carriage Cars—Plug-In Terminal Re-Railer Track, 11 pcs. Curved and 2 pcs. Straight Track, U.L. Listed Power Pack and Instructions. Undoubtedly, one of the most interesting trains ever built. A true collector's item.



Std. Pack 6
Wt. 15 lbs.
Cube: 127



*\$20.00 ACCESSORIES REBATE COUPONS IN ALL HO SETS!

**\$3.00
REBATE SET**

Figure 8 87" x 40"
\$61.00



17 Piece Bridge and Trestle Set

**\$5.00
REBATE SET**

45" x 36"
oval
\$75.00



DE WITT CLINTON
SHOWN ACTUAL SIZE

45" x 36"
oval
\$66.00



HO SCALE ELECTRIC TRAIN SETS

ALL LOCOMOTIVES HAVE A LIFETIME LIMITED WARRANTY



ITEM NO. 40-277

Decorated Consolidation 2-8-0 Steam Locomotive with Operating Headlight and Smoke, Tender, Open Quad-Hopper, 200 Ton Flat Car with Logs, 57' Covered Coil Car, 3 Dome Tank Car, 51' Plug Door Box Car, Wide Vision Caboose—33 pc. Bridge and Trestle Set, Water Tank, Farm Buildings with Animals, 36 pcs. Signs and Telephone Poles, Plug-In Re-Railer Track, 19 pcs. Curved and 6 pcs. Straight Track, U.L. Listed Power Pack and Instructions.



ITEM NO. 40-290

Giant Northern 4-8-4 Steam Locomotive with Operating Headlight and Realistic Smoke, Tender, Electronic Steam Whistle in Wayside Building, 57' Covered Coil Car, 200 Ton Flat Car with Logs, Wood Stock Car, 3 Dome Tank Car, 51' Plug Door Box Car, Caboose—36 pcs. Signs and Telephone Poles, 23 pc. Double Oval Track Set with Two Manual Switches, U.L. Listed Power Pack and Instructions.

Std. Pack: 6 Wt: 44 lbs. Cube: 2.31



Std. Pack: 6
Wt: 37 lbs.
Cube: 3.91




Giant Over and Under Figure 8 Track Layout



Giant 45" x 45" Double Oval Layout




"Electronic" Steam Whistle with Push Button Control





Farm Buildings with Animals Set

**33 PIECE OVER AND UNDER
BRIDGE & TRESTLE SET**



Pack 6 Wt: 44 lbs. Cube: 3.91

HO SCALE OPERATING ACCESSORIES


46-1205 ELECTRONIC ACTION DEPOT

Fork lift with freight comes out as train approaches station. Returns automatically after train leaves.

Std. Pack: 12 Wt: 14 lbs. Cube: 1.95



\$10.00



46-1209 ELECTRONIC STEAM WHISTLE AND WAYSIDE WAREHOUSE


Realistic steam sound, with Push Button Control. Authentically detailed wayside building.

Works from power pack.

Std. Pack: 12 Wt: 8 lbs. Cube: .95



\$12.00



46-1213 OPERATING WATERFALL AND TUNNEL

Now your scenery can include an actual working waterfall. Real water is pumped thru the mountain, down the falls & up again. Includes pump, tubing, lake, and tunnel with Blinking Light.

Std. Pack: 6 Wt: 13 lbs. Cube: 4.4



\$20.00



46-1216 LIGHTED FREIGHT STATION

Add an extra-special "glow" to any layout with this finely detailed station. Building pre-assembled.

Std. Pack: 12 Wt: 11 lbs. Cube: 195



\$9.00

*REBATE ITEM

EXCLUSIVE



46-1217 LIGHTED PASSENGER STATION

Keep your set-up running at night. This little dandy lets you catch the 10:05 to N.Y. Building pre-assembled.

Std. Pack: 12 Wt: 11 lbs. Cube: 195



\$9.00

*REBATE ITEM



EXCLUSIVE

46-1214 DUAL CROSSING GATES WITH FLASHING LIGHTS AND BELL

Approaching train starts the action. Gates lower, red warning lights flash, and bell rings.

Std. Pack: 12 Wt: 9 lbs. Cube: 102



\$16.00

*REBATE ITEM

EXCLUSIVE



HO SCALE OPERATING ACCESSORIES


46-1208 DIESEL HORN IN OIL STORAGE TANK

You can add the realism of Diesel Horn sounds to any layout with this Shell Oil storage tank. Works from Power Pack. Push Button control included.

Std. Pack: 12 Wt: 7 lbs. Cube: 97



\$12.00



46-1202 "GANDY DANCER" OPERATING HAND CAR

Watch the men pump up and down as the car speeds on its way. Electric Motor Driven.

Std. Pack: 12 Wt: 2 lbs. Cube: 20

\$14.00



46-1202-01 24 pc. Display
Std. Pack: 1 Wt: 4 lbs. Cube: 40



46-1212 OIL STORAGE TANK WITH FLASHING LIGHT

Highly detailed Oil Storage Tank warns approaching aircraft with its own flashing light.

Std. Pack: 12 Wt: 6 lbs. Cube: 102



\$7.00



**46-1221
BLINKING BRIDGE \$7.00**

This authentic Trestle Bridge flashes a red warning light that lends realism and excitement to any layout. Track mounted on bridge. Light is pre-wired. 18 pieces.

Std. Pack: 12 Wt: 5 lbs. Cube: .97

**46-1222
OVER & UNDER \$8.00**

34 pc. Over & Under Trestle Set with Blinking Light Bridge (not shown).

Std. Pack: 12 Wt: 7 lbs. Cube: .97



**250 TON CRANE CAR
& 51' FLOODLIGHT CAR \$14.00**

46-1215-01 Union Pacific 46-1215-05 Amtrak
Std. Pack: 12 Wt: 9 lbs. Cube: 1.40

**250 TON CRANE CAR
& 51' BOOM CAR \$12.00**

46-1210-01 Union Pacific 46-1210-05 Amtrak
Std. Pack: 12 Wt: 8 lbs. Cube: 1.40

51' FLOODLIGHT CAR \$8.00

46-1211-01 Union Pacific 46-1211-05 Amtrak
Std. Pack: 12 Wt: 5 lbs. Cube: .70



**46-1203 OPERATING
LOG CAR WITH DUMP
STATION**

Loading and Unloading Action
Dual levers let you load and re-load the operating Log Car...Track not included.

Std. Pack: 12 Wt: 8 lbs. Cube: .97



\$11.00



HO SCALE OPERATING ACCESSORIES

46-1201 DISASTER CROSSING

As train approaches, car stalls on track...train screeches to a halt before collision...wrecker truck tows car to safety...train moves on.

Std. Pack: 12 Wt: 6 lbs. Cube: .97



\$10.00



89' TRI-LEVEL CAR TRANSPORTER

Comes with 15 autos.
46-1200-02 Santa Fe
46-1200-32 Penn Central

Std. Pack: 12 Wt: 9 lbs. Cube: 1.27



\$12.00



46-1220 OPERATING DUAL CROSSING GATES

Train approaches, both gates automatically lower...then raise when the train passes...9" straight track included.

Std. Pack: 12 Wt: 6 lbs. Cube: .97



\$8.00



LIGHTED & MOTORIZED CREW TRACKSTERS

These unusual and realistic Lighted vehicles transport work crews to maintain and repair the tracks.

Sold individually.
46-1233 Crew Bus
46-1236 Hy Rail Detector

Std. Pack: 12 Wt: 2 lbs. Cube: 45



\$10.00



LIGHTED & MOTORIZED TRUCK TRACKSTERS


Two New and Exclusive Lighted Trucks to help your customers "Keep on truckin' and trackin'!"

Sold individually.
46-1234 Equipment Truck
46-1235 Pickup Truck

Std. Pack: 12 Wt: 2 lbs. Cube: 45



\$10.00



LIGHTED & MOTORIZED INSPECTION TRACKSTERS

Carefully detailed Jeepster and Ford Van Lighted Inspection Cars.

Sold individually.
46-1231 Jeepster
46-1232 Ford Van

Std. Pack: 12 Wt: 2 lbs. Cube: 45



\$8.50



HO SCALE STEAM LOCOMOTIVES

WITH OPERATING HEADLIGHTS

NIAGARA 4-8-4 & 52' TENDER WITH SMOKE

\$76.00



41-540-20 New York Central Std. Pack 6 Wt. 11 lbs. Cube 70

TEXAS 2-10-4 & 52' 14W TENDER WITH SMOKE, "ELECTRONIC" CHUG-CHUG AND STEAM WHISTLE



41-560-21 Texas and Pacific with Smoke only \$80.00

41-560-22 C&O with Smoke only \$80.00

41-562-02 Santa Fe with Smoke, "Electronic" Chug-Chug and Steam Whistle \$110.00

41-562-14 Pennsylvania with Smoke, "Electronic" Chug-Chug and Steam Whistle \$110.00

Std. Pack 6 Wt. 15 lbs. Cube 76

DAYLIGHT GS 4-4-8-4 & 48' TENDER

\$68.00



41-550-07 Southern Pacific



41-550-09 Chesapeake

Std. Pack 6 Wt. 10 lbs. Cube 70

DE WITT CLINTON & TENDER

\$35.00



41-500

AMERICAN 4-4-0 & TENDER

\$40.00



Std. Pack 12
Wt. 8 lbs.
Cube 40

41-510-24 Central Pacific "Jupiter"

CONSOLIDATION 2-8-0 & TENDER WITH SMOKE

\$53.00



41-530-10 Reading



41-530-02 Santa Fe



41-530-11 Great Northern

Std. Pack 6 Wt. 7 lbs. Cube 37



41-510-01 Union Pacific #119

OVERLAND 4-8-4 & 52' TENDER WITH SMOKE
\$75.00**NEW**

41-535-01 Union Pacific Std. Pack 6 Wt. 11 lbs. Cube 70

NORTHERN 4-8-4 & 52' TENDER WITH SMOKE, "ELECTRONIC" CHUG-CHUG AND STEAM WHISTLE

41-580-02 Santa Fe with Smoke only \$75.00

41-580-16 Burlington with Smoke only \$75.00

41-582-02 Santa Fe with Smoke, "Electronic" Chug-Chug and Steam Whistle \$100.00

41-582-16 Burlington with Smoke, "Electronic" Chug-Chug and Steam Whistle \$100.00

Std. Pack 6 Wt. 11 lbs. Cube 70

MIKADO 2-8-2 & VANDERBILT TENDER WITH SMOKE AND "ELECTRONIC" STEAM WHISTLE

Std. Pack 6 Wt. 7 lbs. Cube 37



41-546-01 Union Pacific \$80.00

41-545-01 Union Pacific with Smoke only \$60.00



41-546-12 B & O \$80.00

41-545-12 B & O with Smoke only \$60.00

USRA 0-6-0 & SLOPE TENDER WITH SMOKE
\$36.00

41-506-14 Pennsylvania



41-506-02 Santa Fe

Std. Pack 12 Wt. 12 lbs. Cube 83

PRAIRIE 2-6-2 & FULL SIZE TENDER WITH SMOKE
\$42.00

41-515-20 New York Central



41-515-01 Union Pacific

Std. Pack 12 Wt. 12 lbs. Cube 83

TEN WHEELER 4-6-0 & VANDERBILT TENDER WITH SMOKE
\$45.00

41-520-31 Chicago-Northwestern



41-520-07 Southern Pacific

Std. Pack 12 Wt. 12 lbs. Cube 83

HO SCALE DIESEL LOCOMOTIVES & TROLLEYS

WITH OPERATING HEADLIGHTS

SD40-2 DIESEL WITH SPACE AGE ELECTRONICS

\$30.00

REVERSING HEADLIGHTS AND
"BLINKING" WARNING LIGHT!



41670-01 Union Pacific

41670-23 SCL/LN (not shown)
Std. Pack 12 Wt. 13.9 lbs. Cube: 89



41670-02 Santa Fe



41670-03 Burlington Northern

DD40X 16 WHEEL DIESEL WITH SPACE AGE ELECTRONICS

EXCLUSIVE DIESEL HORN SOUND
AND "BLINKING" WARNING LIGHT!



41666-01 Union Pacific with Diesel Horn \$52.00
41665-01 Union Pacific without Diesel Horn (not shown) \$38.00

Std. Pack 12 Wt. 15.8 lbs. Cube: 70

PLASSER EM80C GEOMETRY & TRACK CLEANING DIESEL \$20.00

'REBATE ITEM



41625-01 Union Pacific



41625-05 Amtrak
Std. Pack 12 Wt. 7 lbs. Cube: 35

BRILL TROLLEY—LIGHTED \$17.00

Std. Pack 12 Wt. 4.75 lbs. Cube: 55



41610-26 Market Street



41610-27 PRT



41610-28 South Shore Lines



41610-29 South Hills Lines

STREAMLINE TROLLEY—LIGHTED

\$20.00

'REBATE ITEM

41629-C1 SEPTA



41629-C2
Chicago Transit
Authority



41629-C3
Pacific Electric



41629-C4
Pittsburgh
Railways



EMD F9 DIESEL \$18.00

41-615-01 Union Pacific



41-615-02 Santa Fe



41-615-05 Amtrak



41-615-09 Chesler



Std. Pack 12 Wt. 30 lbs. Cube 55

EMD GP40 DIESEL \$21.00

41-635-01 Union Pacific



41-635-02 Santa Fe



41-635-03 Burlington Northern



41-635-06 Conrail



Std. Pack 12 Wt. 30 lbs. Cube 41

GE U36B DIESEL \$22.00

41-640-02 Santa Fe



41-640-07 Southern Pacific



41-640-08 Rock Island



41-640-09 Chesler



Std. Pack 12 Wt. 32 lbs. Cube 41

EMD GP30 DIESEL \$21.00

41-630-02 Santa Fe



41-630-03 Burlington Northern



41-630-04 Southern



41-630-09 Chesler



Std. Pack 12 Wt. 30 lbs. Cube 41

GE E60CP ELECTRIC \$34.00

41-655-05 Amtrak



Featuring Reversing Headlights

Std. Pack 12 Wt. 13 lbs. Cube 69

GE BQ23-7 DIESEL \$24.00

41-650-09 Chesler



41-650-23 SCL/L&N



Std. Pack 12 Wt. 32 lbs. Cube 41

EMD F40PH DIESEL \$22.00

41-645-05 Amtrak



Std. Pack 12 Wt. 30 lbs. Cube 41

PLYMOUTH 0-6-0 SWITCHER \$16.00

41-600-16 Burlington



41-600-02 Santa Fe



Std. Pack 12 Wt. 8 lbs. Cube 38

HO SCALE ROLLING STOCK

51" CUSTOM ROLLING STOCK \$4.50
43 1008 Assortment



Radial Express



Old West Line



Flying Eagle



Graffiti



Chef Boyardee



Smuckers

85" FULL DOME PASSENGER CARS—
UNLIGHTED \$10.00



43-1017 05 Antrak



43-1022 05—85 BUDD AMBLEET
COACH—LIGHTED \$12.00

42" 3-DOME TANK CAR \$3.50
43 1001 Assortment



Pecos Salt



Cyanamid



Shell



Exxon

50" CENTER FLOW HOPPER \$4.00
42 1005 Assortment



Rock Island



Enso



Corning



Shell

42" STEEL GONDOLA \$3.00
43 1002 Assortment



Burlington



Southern



Union Pacific



Burlington Northern

41" STEEL BOX CAR \$3.00
43 1000 Assortment



Rock Island



Santa Fe



Union Pacific



Chesapeake & Ohio

51" MECHANICAL STEEL REEFER \$3.00
43 1009 Assortment



Santa Fe



Swift



Pacific Fruit



Burlington Northern

51" STEEL PLUG DOOR BOX CAR \$3.00
43 1010 Assortment



Rock Island



Chester



Union Pacific



Penn. Central

42" OPEN QUAD OFFSET HOPPER \$3.00
43 1006 Assortment



Rock Island



Burlington Northern



Union Pacific



Mexican & St. Louis

41" 18-CUBE BOX CAR—SMOOTH \$3.50
43 1012 Assortment



Burlington



Denver & Rio Grande



Union Pacific



New York Central

41' WOOD STOCK CAR \$3.00
43-1015 Assortment



Union Pacific



Chicago & Northwestern



Santa Fe



Great Northern

36' WIDE-VISION CABOOSE \$4.00
43-1007 Assortment



Chesapeake



Conrail



Santa Fe



Burlington Northern

52' 3-DOME TANK CAR \$4.50
43-1019 Assortment




Packard Packing



52' DEPRESSED CENTER FLAT CAR WITH SPACE MISSILE \$4.50
43-1013 USAF



White House Vinegar



51' TRI-LEVEL POULTRY CAR \$4.50
43-1021



BASF Wyandotte



56' ALL-DOORS BOX CAR \$4.00
43-1011 Assortment



Santa Fe



D&W Clinton Coach \$5.00
43-1045



Southern



43-1027-24 - 21' 4-W
Centine Pacific Coalbox
43-1027-55 - 21' 4-W
Union Pacific Coalbox (not shown)



Southern Pacific

OLD TIME WOOD REEFERS \$3.50
Years ago, the idea of utilizing
milling stock as a means of traveling
billboard advertising developed.
This idea is now brought to life
with this series of Old Time Wood
Reefers by Bachmann.

43-1018 Assortment



Gerbers



State of Maine



Cudahy

36' CABOOSE \$4.00
43-1004 Assortment



C & NW



Seaboard



Burlington



New York Central

57' COVERED STEEL COIL CAR 43-1014 Assortment \$4.00



Pittsburgh & Lake Erie



Bessemer & Lake Erie

51' PULPWOOD RACK CAR WITH LOGS 43-1020 Assortment \$4.00



Penn Central



Santa Fe

48' 200 TON FLAT WITH LOGS 43-1003 Assortment \$4.00



Great Northern



Louisville & Nashville

OLD TIME CARS



55.00
43-1028-01 - 34' U-P Flat Car with Stakes
43-1028-24 - 34' C-P Flat Car with Stakes (not shown)
55.00



55.00
43-1023-24 - 34' C-P Box Car
43-1023-01 - 34' U-P Box Car (not shown)



43-1026-01 - 34' U-P Water Tank Car
43-1026-24 - 34' C-P Water Tank Car (not shown)




55.00
43-1025-24 - 34' C-P Gondola
43-1025-01 - 34' U-P Gondola (not shown)



55.00
43-1024-01 - 47' U-P Combine
43-1024-24 - 47' C-P Combine (not shown) 54.00



43-1029-24 - 47' C-P Coach
43-1029-01 - 47' U-P Coach (not shown) 56.00



43-1027-24 - 21' 4-W
Centine Pacific Coalbox
43-1027-55 - 21' 4-W
Union Pacific Coalbox (not shown)

HO SCALE TRACK AND ACCESSORIES

TRACK

- 441501—18" Radius Curved
41 pcs./Card \$1.60
 - 441511—9" Straight (4 pcs./Card) \$1.60
 - 441710 Flexible 36" (300 pcs./Box)
\$3.50
 - 441711 Flexible 36" (3 pcs./Card) \$4.50
 - 441716 Lighted Bumper 3" Track \$2.00
 - 441729—9" Straight Re-Railer
(2 pcs./Card) \$3.00
 - 441732 Railjoiners (48 pcs./Card) \$3.00
 - 441758 90° Crossing \$4.00
 - 449601—18" Radius Curved TR
(500 pcs./Bulk) \$3.35
 - 449611—9" Straight (500 pcs./Bulk) \$3.35
- Terminal Track With
Simplimatic® Plug-in Wiring**
- 441520—9" Straight Terminal with
Plug and Wire \$3.00

SWITCHES



- 441751 Manual Switch—Left \$4.50
- 441752 Manual Switch—Right \$4.50



- 441767 Electric Switch—Left \$6.50
- 441768 Electric Switch—Right \$6.50

***REBATE ITEM**



- 422101 Block Signals (4 pcs.)
\$2.20



- 422300 Crossing Signals and Gates
(12 pcs.) \$3.00



- 422301 Animal Set #1
Cows and Horses (12 pcs.)
\$3.00



POWER PACK

- 446605
Printed
Circuit
Circuit
Breaker
UL Listed
\$15.00



- 422302 Motor Truck Set #1
(4 pcs.) \$3.00



- 422306 Automobile Set #1
(6 pcs.) \$3.00



- 422307 Corner Signs and
Traffic Lights (12 pcs.)
\$3.00



ALSO AVAILABLE

- 422100 Picket Fence (24 pcs.) \$2.20
- 422200 Telephone Poles (12 pcs.) \$2.20
- 422304 Railroad and Street Signs
(24 pcs.) \$2.20
- 422319 Mini Water Pump (1 pc.) \$6.00
- 422425 72 pc. Accessory Assortment
\$196.80

- 422308 Road Crossings (3 pcs.)
\$3.00



- 422309 Park Assortment (9 pcs.)
\$3.00



- 422400 Lighting Kit (2 pcs.)
\$3.00



46-1225 17 PC. BRIDGE & TRESTLE SET

\$5.00

- Set. Pack: 12
- Wt.: 5 lbs.
- Cube.: 97



46-1226 33 PC. OVER & UNDER BRIDGE & TRESTLE SET

\$6.00

- Set. Pack: 12
- Wt.: 9 lbs.
- Cube.: 97



HO SCALE TOWN™ BUILDING KITS

Bachmann HO Scale **Town™** Building Kits lend authenticity and realism to any layout because the details are printed on...in full color!

Each building is die cut out of sturdy board with minor assembly required. Also included in each kit are enough plastic people, animals or cars to complete the "fool-the-eye" effect.

Collect the whole Scenics series and you'll end up with the finest layout in town.

Items 47-1501 through 47-1506 \$3.00

Set Pack 12 Wt. 5 lbs. Cube 77

47-1500 12 Piece Kit Assortment \$36.00

Set Pack 1 Wt. 5 lbs. Cube 77



47-1501 ABC Freight Station



47-1502 G&R LCL Depot



47-1503 Poultry Warehouse



47-1504 Switch Tower



47-1505 Inspection Car Shed with Office



47-1506 Passenger Station



HO SCALE PLASTICVILLE® BUILDING KITS

FINELY DETAILED, PRE-COLORED WITH SNAP-FIT ASSEMBLY

45-2631 Cape Cod House
\$2.40



Std. Pack 12
Wt. 3 lbs.
Cube: 72

45-2632 Switch Tower
\$2.40



Std. Pack 12
Wt. 3 lbs.
Cube: 72

45-2633 School House
\$2.40



Std. Pack 12
Wt. 4 lbs.
Cube: 72

45-2634 Signal Bridge
\$2.40



Std. Pack 12
Wt. 2 lbs.
Cube: 72

45-2651 Barn
\$3.00



Std. Pack 12
Wt. 4 lbs.
Cube: 72

45-2652 Farm Buildings and Animals
\$3.00



Std. Pack 12
Wt. 4 lbs.
Cube: 72

45-2653 Water Tank
\$3.00



42-2711 Coaling Station
\$4.75



45-2654 Ranch House
\$3.00



Std. Pack 12
Wt. 4 lbs.
Cube: 72

45-2671 Freight Station
\$3.75



Std. Pack 12
Wt. 4.5 lbs.
Cube: 72

45-2672 Pedestrian Bridge
\$3.75



Std. Pack 12
Wt. 5.5 lbs.
Cube: 99

45-2673 Suburban Station
\$3.75



Std. Pack 12
Wt. 4 lbs.
Cube: 72

45-2691 House under Construction
\$4.25



Std. Pack 12
Wt. 7 lbs.
Cube: 99

45-2692 Cathedral
\$4.25



Std. Pack 12
Wt. 6.5 lbs.
Cube: 72

45-2694 Platform Station
\$4.25



Std. Pack 12
Wt. 4.5 lbs.
Cube: 72

45-2712 48 Standing Figures with Paints
\$4.75



Std. Pack 12 Wt. 5.5 lbs. Cube: 72

45-2713 Split Level House
\$4.75



Std. Pack 12 Wt. 6.5 lbs. Cube: 99

45-2715 Roadside Stand with Paints
\$4.75



Std. Pack 12
Wt. 5.5 lbs.
Cube: 72

45-2928 Jelly Car Wash
\$5.50



Std. Pack 12
Wt. 7 lbs.
Cube: 99

45-2931 Toy & Hobby Shop
\$5.50



Std. Pack 12 Wt. 7 lbs. Cube: 99

45-2932 Contemporary House
\$5.50



Std. Pack 12 Wt. 7.5 lbs. Cube: 99

HO SCALE LIGHTED SCENIC CLASSICS

Our traditional Scenic Classics Building Kits now come with a new feature that will really open your eyes. They're **LIGHTED!**

These bright new kits come complete with trees, foliage, soil, grass mats and printed sidewalks or streets.

They assemble quickly and easily by snapping together. No painting is required.

49-2570 24 pc. Assortment \$144.00

Set Pack 1, Wt. 16 lbs. Cube 316.



49-2571 Two Story House
\$6.00

LIGHTED

NEW



Set Pack 12
Wt. 8 lbs. Cube 153

***REBATE ITEM**

49-2572 Split Level House
\$6.00

LIGHTED

NEW



Set Pack 12
Wt. 8 lbs. Cube 153

***REBATE ITEM**

49-2573 Barn, Silo and Animals
\$6.00

LIGHTED

NEW



Set Pack 12
Wt. 8 lbs. Cube 153

***REBATE ITEM**

49-2574 Fire House
\$6.00

LIGHTED

NEW



Set Pack 12
Wt. 8 lbs. Cube 154

***REBATE ITEM**

49-2575 Factory
\$6.00

LIGHTED

NEW



Set Pack 12
Wt. 5 lbs. Cube 114

***REBATE ITEM**

49-2576 Country Church
\$6.00

LIGHTED

***REBATE ITEM**

NEW



Set Pack 12
Wt. 5 lbs. Cube 114

O SCALE PLASTICVILLE® BUILDING KITS

When it comes to the best sellers in O Scale Building Kits, you're looking at them. As you know, once an O Scale nut, always an O Scale nut. And we wouldn't want to disappoint this special group of accessory minded train collectors.

Our snap-fit assembly doesn't need any gluing. And all the parts are pre-colored. The fine detailing is obvious.

For use with Lionel and all other O Scale layouts.

65-1930 12 Piece \$5.00 Kit Assortment \$60.00
Set Pack 1 Wt 6 lbs. Cube 1



65-1950 12 Piece \$6.00 Kit Assortment \$72.00
Set Pack 1 Wt 7 lbs. Cube 1.17

65-1937 Crossing Signals & Gates \$5.00



Set Pack 12 Wt 6 lbs. Cube 1.00

65-1938 Street Lights & Boulevard Lights \$5.00



Set Pack 12 Wt 5 lbs. Cube 1.00

65-1957 Coaling Station \$6.00



Set Pack 12 Wt 9 lbs. Cube 1.17

65-1958 Union Station \$6.00



Set Pack 12 Wt 9 lbs. Cube 1.17

65-1931 Telephone Poles and Railroad & Street Signs (36 pieces) \$5.00



Set Pack 12 Wt 6 lbs. Cube 1.00

65-1932 Barn \$5.00 Set Pack 12 Wt 7 lbs. Cube 1.00



65-1933 Church \$5.00



Set Pack 12 Wt 6 lbs. Cube 1.00

65-1934 Ranch House \$5.00



Set Pack 12 Wt 6 lbs. Cube 1.00

65-1935 Water Tank \$5.00



Set Pack 12 Wt 6 lbs. Cube 1.00

65-1936 Two Story House \$5.00



Set Pack 12 Wt 7 lbs. Cube 1.00

65-1951 Signal Bridge and Switch Tower \$6.00



Set Pack 12 Wt 6 lbs. Cube 1.17

65-1952 Loading Platform and Watchman's Shanty \$6.00



Set Pack 12 Wt 6 lbs. Cube 1.17

65-1953 Split Level House \$6.00



Set Pack 12 Wt 9 lbs. Cube 1.17

65-1954 Suburban Station \$6.00



Set Pack 12 Wt 7 lbs. Cube 1.17

65-1955 32 Figures with Paints \$6.00



Set Pack 12 Wt 6 lbs. Cube 1.17

65-1956 Fire House \$6.00



Set Pack 12 Wt 8 lbs. Cube 1.17

O SCALE SCENIC CLASSICS

A perfect complement to our O Scale Plasticville® Series is our O Scale Scenic Classic Series.

Each kit comes complete with everything you see pictured. The buildings, trees, foliage, grass or even the soil are included.

Assembly is a snap! All parts snap fit to each other and no painting is required.

Add these fine kits to your Lionel or any O Scale layout, you'll be glad you did.

49-1980 36 Piece Assortment includes free display \$252.00
Set Pack 1 Wt. 29 lbs. Cube 5-1/2"



49-1981 Farm Buildings & Equipment
\$7.00



Set Pack 12
Wt. 10 lbs.
Cube 1-1/2"

49-1982 School & Playground
\$7.00



Set Pack 12
Wt. 9 lbs.
Cube 1-1/2"

49-1983 Colonial Mansion
\$7.00



Set Pack 12
Wt. 10 lbs.
Cube 1-1/2"

49-1984 Country Church
\$7.00



Set Pack 12
Wt. 11 lbs.
Cube 1-1/2"

49-1985 Log Cabin
Retreat
\$7.00



Set Pack 12
Wt. 9 lbs.
Cube 1-1/2"

49-1986 New England Rancher
\$7.00



Set Pack 12
Wt. 10 lbs.
Cube 1-1/2"

49-1987 Barn
\$7.00



Set Pack 12
Wt. 9 lbs.
Cube 1-1/2"

49-1988 Factory
\$7.00



Set Pack 12
Wt. 10 lbs.
Cube 1-1/2"

LANDSCAPING DEPARTMENT

SCENTED TREES

Bring the scent of the great outdoors, indoors with new SCENTED TREES from Bachmann.

Now you can add the fragrance of orange groves or the freshness of a spring day to your scenic environment.

Mini-Size 4 Trees per box \$3.50

- 49-2380 24 pc. Assortment \$84.00
 - 49-2381 Fruit 49-2383 Scarlet Oak
 - 49-2382 Shade 49-2384 Cherry
- Std. Pack 24 Wt. 6 lbs. Cube 1.07

Small Size 4 Trees per box \$3.50

- 49-2360 24 pc. Assortment \$84.00
 - 49-2361 Spring 49-2363 Apple
 - 49-2362 Autumn 49-2364 Orange
- Std. Pack 24 Wt. 6 lbs. Cube 1.79

Medium Size 4 Trees per box \$3.50

- 49-2370 24 pc. Assortment \$84.00
 - 49-2371 Evergreen
 - 49-2372 Shade
 - 49-2373 Poplar
 - 49-2374 Blue Spruce
- Std. Pack 24 Wt. 8 lbs. Cube 1.99

Large Size 3 Trees per box \$3.50

- 49-2390 12 pc. Assortment \$42.00
 - 49-2391 Evergreen
 - 49-2392 Blue Spruce
 - 49-2393 Golden Maple
 - 49-2394 Chestnut
- Std. Pack 12 Wt. 8 lbs. Cube 1.54

9 Trees per box Assortments \$6.00

- 49-2240 12 pc. Assortment \$72.00
 - 49-2241 Spring
 - 49-2242 Fall
- Std. Pack 12 Wt. 5 lbs. Cube 1.54

A wide variety of colors, shapes, sizes and new attractive packaging makes our SCENTED TREES the most innovative line of miniature landscaping trees available.



FOLIAGE SPRED

49-2260—48 pc. Assortment \$62.40

- Poly Filtre
- Foliage Spred—
 - Spring Green, Fine and Med.
 - Summer Green, Fine and Med.
 - Fall Green, Fine and Med.
 - Earth Brown, Fine and Med.
 - Fall Brown, Fine and Med.
 - Mixed Colors
- Flowers

Std. Pack 1 Wt. 8 lbs. Cube 1.18



TREE KITS

Each kit makes 6 trees

- 49-2251 Shade
 - 49-2252 Oak
 - 49-2253 Magnolia
 - 49-2254 Cherry
 - 49-2255 Birch
 - 49-2256 Cypress
- \$3.00

49-2248 48 pc. Assortment
Includes free display \$144.00

Std. Pack 3 Wt. 12 lbs. Cube 2.65

TREE KITS

EACH KIT MAKES 6 TREES

Easy to make! 9 styles of kits available



TREE KITS EACH KIT MAKES 6 TREES

Std. Pack 24 Wt. 6 lbs. Cube 1.18

BASIC SCENICS \$1.30

49-2280—48 pc. Assortment \$62.40

- 49-2281 Grass
- 49-2282 Earth
- 49-2283 Coal
- 49-2284 Gravel
- 49-2285 Light Ballast
- 49-2286 Dark Ballast



Std. Pack 24 Wt. 12 lbs. Cube 1.10

ESSENTIALS

49-2287—48 pc. Assortment \$62.40

- 49-2288 Grass
- 49-2289 Earth
- 49-2290 Coal
- 49-2291 Gravel
- 49-2292 Light Ballast
- 49-2293 Dark Ballast

Std. Pack 24 Wt. 12 lbs. Cube 1.10

MISC. SCENICS

49-2290 Track Cleaner—8 oz. \$1.80

Std. Pack 24 Wt. 16 lbs. Cube .44

49-2291 Ballast Cement \$1.30

Std. Pack 24 Wt. 16 lbs. Cube .44

49-2293 Smoke Fluid—2 1/4 oz. \$1.70

Std. Pack 24 Wt. 5 lbs. Cube .45



LICHEN

Perfect for making trees, bushes & shrubs. \$4.00

49-2207 Green

49-2208 Mixed Colors

49-2210 24 pc. Assortment \$96.00

Std. Pack 24 Wt. 8 lbs. Cube 1.87



TUNNELS

46-2350 \$368.00
42 pc. Tunnel Assortment
Std. Pack 1 Wt. 18 lbs. Cube 9x12



46-2331
3 pc. 10" Tunnel \$3.00
Std. Pack 12 Wt. 3 lbs. Cube 9x9



46-2332
4 pc. 14" Tunnel \$4.50
Std. Pack 12 Wt. 8 lbs. Cube 9x9



46-2333
6 pc. 26" Curved Tunnel \$7.00
Std. Pack 6 Wt. 6 lbs. Cube 12x12



SCENIC PANORAMA

A perfect starter kit for any HO Scale layout—4 Realistic Traintown™ Building Kits, Switch Tower, Freight Station, Tractor Shed and G&R LCI, Depot plus a Signal Bridge, Freight Load Set, Plastic Figures and Landscaping materials.
49-2296
\$85.00



Std. Pack 6

GRASS MATS

For use with all Scale Modeling, roadrace & hobby projects.

49-2201 Large 98" x 50" \$5.00
Std. Pack 12 Wt. 23 lbs. Cube 2'90"

49-2202

Medium 40" x 50" \$3.00
Std. Pack 12 Wt. 10 lbs. Cube 13x13

49-2203

Small 33" x 50" \$2.50
Std. Pack 12

Wt. 8 lbs. Cube 14x14



MOUNTAIN PAPER

49-2204 Size 28" x 72" \$3.00
Std. Pack 12 Wt. 8 lbs. Cube 14x14



MINI-PEOPLE

Highly detailed HO scaled people adds the final realism to any project. They're hand decorated and each is in a realistic pose. 6 figures per set.

Items 42-3300 through 42-3312 \$3.00 per set
Std. Pack 24 Wt. 3 lbs. Cube 28

42-3320 72 pc. Assortment Std. Pack 1 Wt. 5 lbs. Cube 29
(Includes 6 each of the 12 sets shown below) \$216.00

42-3300 Waiting Passengers



42-3301 Sitting Figures



42-3302 Standing Figures



42-3303 Train Crew



42-3304 Work Crew



42-3305 Old West Figures



42-3306 Children Playing



42-3307 Picnic Family



42-3308 Swimmers



42-3309 People at Leisure



42-3311 Train Work Crew



42-3312 Sitting Passengers



N SCALE ELECTRIC TRAIN SETS

ALL LOCOMOTIVES HAVE A LIFETIME LIMITED WARRANTY

50-4301 THE HIGHBALLER

Super 8-Wheel Drive EMD F9 Diesel Locomotive with Operating Headlight, Steel Gondola with Gravel Load, 51' Mechanical Reefer, Wide Vision Caboose—Plug In Terminal Re-Railer Track, U.L. Listed Power Pack and Instructions.

50-4300 Santa Fe (not shown) NEW \$38.00

Std. Pack 6' Wt: 13 lbs. Cube: 1.35

NEW

25" x 16"
oval

\$38.00



50-4262 YARD BOSS

"USRA" 0-6-0 Switcher and Tender, 3-Dome Tank Car, 51' Plug-Door Box Car, Gondola with Gravel Load, Caboose, Plug In Terminal Re-Railer Track, Instructions and UL Listed Power Pack.

Std. Pack 6' Wt: 14 lbs. Cube: 1.61



25" x 16"
oval

\$50.00



50-4404 THE OLD TIMER

American 4-4-0 Steam Locomotive and Tender, five authentic Old Time Cars...Box Car, Water Tank Car, Wood Gondola, Flat Car and Caboose—Plug In Terminal Re-Railer Track, UL Listed Power Pack and Instructions.

Std. Pack 6' Wt: 13 lbs. Cube: 1.61



25" x 16"
oval

\$64.00



50-4405 THE AMERICAN

American 4-4-0 Steam Locomotive and Tender, three authentic Old Time Cars...2 Coach Cars and Combine—Plug In Terminal Re-Railer Track, UL Listed Power Pack and Instructions.

Std. Pack 6' Wt: 13 lbs. Cube: 1.5



25" x 16"
oval

\$59.00



50-4351 THE LOCAL

Super 8-Wheel Drive EMD F9 Diesel Locomotive with Operating Headlight, Lighted Standard Combine, 2 Lighted Standard Coaches—Plug In Terminal Re-Railer Track, U.L. Listed Power Pack and Instructions.

NEW

LIGHTED CARS

Std. Pack: 6
Wt. 18 lbs.
Cube: 161

25" x 16"
oval

\$50.00



50-4390 AMTRAK EXPRESS

Super 8-Wheel Drive EMD F9 Diesel Locomotive with Operating Headlight, Three 85' Full-Dome Passenger Cars—Plug In Terminal Re-Railer Track, U.L. Listed Power Pack and Instructions.



Std. Pack: 6 Wt. 19 lbs. Cube: 161

25" x 16"
oval

\$54.00



50-4308 HIGH RIDER

Super 8-Wheel Drive EMD F9 Diesel Locomotive with Operating Headlight, 51' Mechanical Reefer, Open Quad Hopper, 3-Dome Tank Car, Wide Vision Caboose—3 pc. Decorated Tunnel, Grass Mat, Plug In Terminal Re-Railer Track, U.L. Listed Power Pack and Instructions.

NEW

Std. Pack: 6
Wt. 21 lbs.
Cube: 161

25" x 16"
oval

\$45.00



50-4551 SCENIC EXPRESS

Super 8-wheel drive EMD F9 Diesel with Operating Headlight, Mechanical Reefer, Steel Gondola with Gravel Load, 3-Dome Tank Car, Steel Caboose...Fully Decorated 24" x 29" Full-Color Molded Platform with Assembled Freight Station, Trees & Shrubs, Road Crossing with Gates and Signals, Re-railer Track, 11 pcs. Curved and 1 pc. Straight Track, U.L. Listed Circuit Breaker Protected Plug-In Power Pack, Plug In Terminal Track and Instructions.

\$55.00



Std. Pack: 6
Wt. 38.5 lbs.
Cube: 12.3

N SCALE ELECTRIC TRAIN SETS

ALL LOCOMOTIVES HAVE A LIFETIME LIMITED WARRANTY

THE BULLET

ITEM NO. 50-4395

U36B Diesel with Operating Headlight, Quad Hopper, 41' Box Car, 56' Center Flow Hopper, Tank Car, 51' Steel Reefer, Caboose—15 pc. Bridge and Trestle Set, Operating Dual Crossing Gates, Plug-In Terminal Re-Railer Track, UL Listed Power Pack and Instructions.



15 Piece Bridge and Trestle Set



LONG HAULER

ITEM NO. 50-4406

Super 8-wheel drive EMD F9 Diesel with Operating Headlight, F9 "A" Unit Dummy, Gondola with Gravel Load, 51' Mechanical Reefer, Steel Mechanical Reefer, 3-Dome Tank Car, Stock Car, Steel Caboose, Plug-In Terminal Re-Railer Track, Instructions and UL Listed Power Pack.



CONSOLIDATION

ITEM NO. 50-4410

Consolidation 2-8-0 Steam Locomotive and Tender, 3-Dome Tank Car, 51' Mechanical Reefer, 42' Hopper, 56' Center Flow Hopper, 41' Steel Box Car, Caboose—Operating Dual Crossing Gates... Plug-In Terminal Re-Railer Track, UL Listed Power Pack and Instructions.



Operating Dual Crossing Gates



EMPIRE BUILDER

ITEM NO. 50-4401

Northern 4-8-4 Steam Locomotive with Operating Headlight and 52' Tender, Stock Car, 51' Mechanical Reefer, 3-Dome Tank Car, 51' Plug-Door Box Car, 41' Box Car, Steel Gondola, Wood Gondola with Gravel Load, Steel Caboose—Plug-In Terminal Re-Railer Track, UL Listed Power Pack and Instructions.



*\$20.00 ACCESSORIES REBATE COUPON IN ALL N SETS!

Std. Pack: 6 Wt: 17 lbs. Cube: 217

30" x 18"
oval

\$56.00



Std. Pack: 6 Wt: 17 lbs. Cube: 145

25" x 16"
oval

\$52.00



Std. Pack: 6 Wt: 17 lbs. Cube: 217

30" x 16"
oval

\$70.00



Std. Pack: 6 Wt: 23 lbs. Cube: 217

36" x 18"
oval

\$80.00



N SCALE OPERATING ACCESSORIES



*REBATE ITEM

56-1209 "ELECTRONIC" STEAM WHISTLE & FREIGHT STATION \$12.00

Realistic steam sound with Remote Control. Authentically detailed building. Works from Power Pack.

Std. Pack 12
Wt. 9.8 lbs.
Cube 1.076



56-1213 OPERATING WATERFALL AND TUNNEL \$15.00

Real water is pumped through the mountain, down the falls and up again.

Std. Pack 6 Wt. 10 lbs. Cube 2.09



*REBATE ITEM

89' TRI-LEVEL CAR TRANSPORTER \$10.00

Comes with 15 autos.
56-1200-02 Santa Fe
56-1200-32 Penn Central

Std. Pack 12
Wt. 2.5 lbs.
Cube .26



*REBATE ITEM

56-1223 BRIDGE & TRESTLE SET \$5.00

31 pcs./Box Std. Pack 12 Wt. 3 lbs. Cube .47

56-1224 BRIDGE & TRESTLE SET \$4.00

15 pcs./Box (not shown)

Std. Pack 12 Wt. 3 lbs. Cube .55



*REBATE ITEM

56-1220 DUAL CROSSING GATES \$6.00

Train approaches, both gates automatically lower...then raise when train passes...
4 1/2" straight track included.

Std. Pack 12 Wt. 3 lbs. Cube .49



*REBATE ITEM

56-1221 BLINKING BRIDGE AND TRESTLE SET \$5.00

18 pc. Trestle set comes with an exciting Blinking Bridge. 4 1/2" track mounted on bridge. Light pre-wired.

Std. Pack 12 Wt. 3 lbs. Cube .47



*REBATE ITEM

56-1208 "ELECTRONIC" DIESEL HORN IN OIL TANK \$12.00

Press the button for authentic diesel sound.

Std. Pack 12 Wt. 5 lbs. Cube .64



*REBATE ITEM

56-1212 BLINKING OIL STORAGE TANK \$6.00

Highly detailed Oil Storage Tank warns approaching aircraft with its own flashing light.

Std. Pack 12 Wt. 3 lbs. Cube .64





56-1201 DISASTER CROSSING \$9.00
Exciting tow truck action removes stalled car from track with lever action control.
Std. Pack 12 Wt. 5 lbs. Cube: 50

NEW



56-2341 2 PIECE TUNNEL \$2.50

56-2342 4 PIECE TUNNEL \$4.00
Both tunnels are fully decorated and feature an Easy-to-Assemble Notching System.
Std. Pack 12

NEW

250 TON CRANE CAR & 51' FLOODLIGHT CAR

56-1215-01 Union Pacific \$13.00

56-1215-05 Amtrak \$13.00

250 TON CRANE CAR & 51' BOOM TENDER

56-1210-01 Union Pacific \$11.00

56-1210-05 Amtrak \$11.00

51' FLOODLIGHT CAR

56-1211-01 Union Pacific \$7.00

56-1211-05 Amtrak \$7.00

Std. Pack 12



'REBATE ITEM

NEW

N SCALE FULLY ASSEMBLED BUILDINGS

55-7320 12 Pc. \$5.00 Assort. \$60.00

55-7420 12 Pc. \$6.00 Assort. \$72.00

55-7310 Water Tank with Figure \$5.00
Std. Pack 12 Wt. 3 lbs. Cube: 56



55-7311 Coaling Station with Figures \$5.00
Std. Pack 12 Wt. 3 lbs. Cube: 58



55-7312 Farm House with Figures \$5.00
Std. Pack 12 Wt. 2.5 lbs. Cube: 45



55-7313 Two Story House with Porch, Figures and Car \$5.00
Std. Pack 12 Wt. 3 lbs. Cube: 45



55-7314 New England Ranch with Figures \$5.00
Std. Pack 12 Wt. 2.5 lbs. Cube: 45



55-7315 Country Church with Figure \$5.00
Std. Pack 12 Wt. 3 lbs. Cube: 56



55-7404 Shell Gas Station \$6.00
Wt. 3 lbs. Cube: 70 Std. Pack 12



55-7405 Jiffy Car Wash \$6.00
Std. Pack 12 Wt. 3 lbs. Cube: 20



55-7406 Platform Station \$6.00
Std. Pack 12 Wt. 4 lbs. Cube: 70



55-7407 Freight Station \$6.00
Wt. 3 lbs. Cube: 70 Std. Pack 12



55-7408 Passenger Station \$6.00
Std. Pack 12 Wt. 4 lbs. Cube: 70



55-7409 Contemporary House \$6.00
Std. Pack 12 Wt. 3 lbs. Cube: 45



N SCALE LOCOMOTIVES & TROLLEYS

ALL LOCOMOTIVES HAVE A LIFETIME LIMITED WARRANTY

DDA 40X 16 WHEEL DIESEL LOCOMOTIVE

with Operating Headlight \$35.00

REVERSING HEADLIGHTS AND
"BLINKING" WARNING LIGHT!

NEW



51 665-01 Union Pacific

Std. Pack 12

LIGHTED PLASSER EM80C GEOMETRY DIESEL

\$22.00

Std. Pack 12 Wt. 3 lbs. Cube 12



51 625-01 Union Pacific



51 625-05 Amtrak

EMD GP40 DIESEL—LIGHTED

\$21.00

51 635-01 Southern Pacific



51 635-16 Burlington



51 635-02 Santa Fe



51 635-03 Burlington Northern



Std. Pack 12 Wt. 4 lbs. Cube 12

EMD F9 DIESEL—LIGHTED

\$18.00

51 615-02 Santa Fe



51 615-14 Pennsylvania Passenger Red



51 615-09 Chessie



51 615-05 Amtrak



51 617-02
Santa Fe Dummy (not shown) \$6.00
Std. Pack 12 Wt. 4 lbs. Cube 12

U36B DIESEL—LIGHTED

\$21.00

51 640-02 Santa Fe



51 640-09 Chessie



51 640-08 Rock Island



51 640-07 Southern Pacific



Std. Pack 12 Wt. 4 lbs. Cube 12

STREAMLINE PCC TROLLEY-LIGHTED

\$20.00

51 629 C1
SEPTA**NEW**51 629 C2
Chicago
Transit
Authority**NEW**51 629 C3
Pacific
Electric**NEW**51 629 C4
Pittsburgh
Railways**NEW**

Std. Pack 12 Wt. 4 lbs. Cube 10

BRILL TROLLEY-LIGHTED

\$38.00

51 610 26 Market Street
Std. Pack 12 Wt. 3.5 lbs. Cube 10

51 610 27 PRT



51 610 28 South Shore Lines



51 610 29 South Hills Lines

0-4-0 SHIFTER & TENDER

\$22.00



51 547 02 Santa Fe

51 547 14 Pennsylvania
Std. Pack 12 Wt. 3 lbs. Cube 12**PLYMOUTH 0-6-0 SWITCHER-LIGHTED**

\$15.00

Std. Pack 12
Wt. 4 lbs.
Cube 12

51 600 16 Burlington



51 600 02 Santa Fe

DOCKSIDER 0-4-0 SWITCHER

\$19.00

Std. Pack 12 Wt. 3 lbs.
Cube 12

51 526 12 B&O



51 526 02 Santa Fe

USRA 0-6-0 SWITCHER & SLOPE TENDER

\$25.00



51 505 02 Santa Fe

51 505 14 Pennsylvania
Std. Pack 12 Wt. 3 lbs. Cube 20**PRAIRIE 2-6-2 & TENDER**

\$28.00



51 515 20 New York Central

51 515 01 Union Pacific
Std. Pack 12 Wt. 3.5 lbs. Cube 26

N SCALE LOCOMOTIVES

ALL LOCOMOTIVES HAVE A LIFETIME LIMITED WARRANTY

NORTHERN 4-8-4 & 52' TENDER with Operating Headlight

\$50.00



51-580-16 Burlington

RE-ENGINEERED FOR SMOOTHER OPERATION



51-580-02 Santa Fe
51-580-10 Reading (not shown)

Std. Pack 6 Wt. 4.9oz. Cube 27

CONSOLIDATION 2-8-0 & TENDER with Operating Headlight

\$37.00



51-530-11 Great Northern
51-530-02 Santa Fe (not shown)



51-530-10 Reading
Std. Pack 12 Wt. 3.5oz. Cube 26

MIKADO 2-8-2 & VANDERBILT TENDER with Operating Headlight

\$40.00



51-545-01 Union Pacific
Std. Pack 12 Wt. 3.5oz. Cube 26



51-545-12 B&O

AMERICAN 4-4-0 & TENDER

\$32.00



51-510-01 Union Pacific #19
Std. Pack 12 Wt. 3.5oz. Cube 22



51-510-24 Central Pacific Jupiter

N SCALE TRRAINTOWN™ BUILDING KITS

For those N Scale Fans who demand extra realism in their accessories, we also offer N Scale Traintown™ Building Kits...with the same high quality and fine detailing you find in the HO Scale kits.

These little beauties certainly will add a lot of extra realism and interest to your layout.

Items 57-1551 through 57-1556 \$3.00

Std. Pack 12, Wt. 8 lbs., Cube 77

57-1550 12 Piece Assortment \$36.00

Std. Pack 1, Wt. 8 lbs., Cube 77



57-1551 Passenger Station



57-1552 Freight Station



57-1553 Barn



57-1554 Factory Complex



57-1555 Trolley Barn



57-1556 2 Stall Engine House



N SCALE ROLLING STOCK

41' STEEL BOX CAR 531000 Assortment 5350
Burlington Northern Rock Island



New York Central



Denver and Rio Grande



56' CENTER FLOW HOPPER 531005 Assortment 5400

Shippers Car



Hercules



Santa Fe



Penn Central



52' STEEL PLUG DOOR BOX CAR 531010 Assortment 5350

Penn Central



Boston & Maine



Santa Fe



Chesapeake & Ohio



41' "OLD TIME" WOOD REEFER 531015 Assortment 5350

Baby Ruth



State of Maine



Gothen's



Kraft



41' OPEN QUAD-OFFSET HOPPER 531033 Assortment 5300

Pennsylvania



Pesbody



Rock Island



Minneapolis and St. Louis



42' 3-DOME TANK CAR 531001 Assortment 5350

Pennalt



Mobil



Shell



Union



52' MECHANICAL STEEL REEFER 531009 Assortment 5350

Pacific Fruit Express



South



Santa Fe



Safeway



41' WOOD STOCK CAR 531015 Assortment 5350

Union Pacific



Chicago Northwestern



Great Northern



Santa Fe



41' MECHANICAL STEEL REEFER 531030 Assortment 5350

Union Pacific



Transport Leasing



Iron Bed Packers



Lehigh Valley



41' 10-CUBE BOX CAR 531012 Assortment 5350

Baltimore and Ohio



Southern Pacific



Penn Central



Union Pacific



36" WIDE VISION CABOOSE 53 1007 Assortment 54.00

Santa Fe

Union Pacific



Chemie

Rock Island



47" COVERED 70-TON HOPPER 53 1038 Assortment 53.50

Baltimore and Ohio

Atlan



Great Northern

Koppers



42" WOOD BRACED GONDOLA 53 1031 Assortment 53.00

Rock Island



Burlington



Missouri/Pacific



41" CHEMICAL TANK CAR 53 1034 Assortment 54.00

Dow



Huckel



Baldwin



36" STEEL CABOOSE WITH OFF-CENTER CUPOLA 53 1037 54.00

Baltimore & Ohio

Pennsylvania



Great Northern

Santa Fe



65" STANDARD COMBINE - LIGHTED 53 1041 02 Santa Fe 57.00
53 1041 14 Pennsylvania (not shown)



53 1013 - 52 DEPRESSED CENTER FLAT CAR WITH MENSOLE LOAD 54.00
Louisville and Nashville



65" STANDARD COACHLIGHTED 53 1042 02 Santa Fe 57.00
53 1042 14 Pennsylvania (not shown)



85" FULL DOME PASSENGER CAR 53 106 305 Antrak 58.00
53 104 302 Santa Fe (not shown)



42" STEEL GONDOLA 53 1036 Assortment 53.00

Pittsburgh & Lake Erie



Southern



Burlington



51" FLAT CAR WITH LOADS 53 1029 Assortment 54.00

Cable Reef Car



New Haven



Great Northern



41" WOOD SIDE BOX CAR 53 1040 Assortment 53.50

Great Northern



Chicago and Bruce McFarland



Wabash



"OLD TIMERS" ROLLING STOCK

Authentic Old Time Cars used on our Western Railroads around 1900



53 1054 24
21 & W.C.P. Caboose
53 1054 01 U/P (not shown)
55.00



Std. Pack 12



53 1053 24
38 C.P. Missouri Tank Car
53 1053 01 U/P (not shown) 55.00



53 1051 01
34 U/P Flat Car with Stakes
53 1051 24 C.P. (not shown) 55.00



53 1055 01
47 U/P Combine
53 1055 24 C.P. (not shown) 56.00



53 1050 24
34 C.P. Box Car
53 1050 01 U/P (not shown) 55.00



53 1052 01
34 U/P Gondola
53 1052 24 C.P. (not shown) 55.00



53 1056 24
47 C.P. Coach
53 1056 01 U/P (not shown) 56.00

N SCALE TRACK AND ACCESSORIES

52-7001 Figure Assortment Set #1 (12 pieces) \$2.50



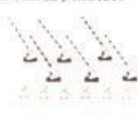
52-7002 Figure Assortment Set #2 (12 pieces) \$2.50



52-7003 Signal Bridge with Six Block Signals (7 pieces) \$2.50



52-7004 Crossing Signals and Gates (12 pieces) \$2.50



52-7005 Animal Set #1 Cows and Horses (12 pieces) \$2.50



52-7006 Telephone Poles (24 pieces) \$2.50



52-7010 Automobile Set #1 (8 pieces) \$2.50




52-7011 Motor Truck Set #1 (4 pieces) \$2.50



52-7012 Construction Set #2 (3 pieces) \$2.50



52-7013 Railroad & Street Signs (24 pieces) \$2.50



52-7018 Construction Set #2 (3 pieces) \$2.50



52-7019 Motor Truck Set #2 (4 pieces) \$2.50



52-7020 Automobile Set #2 (8 pieces) \$2.50



52-7022 Road Crossings (3 pieces) \$2.50



52-7017 Truss Bridge (3 pieces) \$2.50



44-6605 Power Pack Printed Circuit, Circuit Breaker UL Listed \$15.00



52-7855-84 Piece Scenic Accessory Assortment \$210.00

Items 52-7001 through 52-7022 568 Pack 24" Wx 1 1/2" Retail Price: \$2.50

SWITCHES

- 54-7554 Manual Switch—Left (1 pc./Card) \$4.00
- 54-7555 Manual Switch—Right (1 pc./Card) \$4.00
- 54-7564 Remote Switch—Left (1 pc./Card) \$7.00
- 54-7565 Remote Switch—Right (1 pc./Card) \$7.00



TRACK

- 54-7510 Flexible 29" (24 pcs./Box) \$1.50
- 54-7507 9 1/4" Radius Curved (6 pcs./Card) \$2.00
- 54-7513 5" Straight (6 pcs./Card) \$2.00
- 54-7520 5" Straight Re-Railer (2 pcs./Card) \$1.60
- 54-7558 90° Crossing (1 pc./Card) \$2.00

Terminal Track


With "Simplimatic" Plug-in Wiring

- 54-7525 Curved Terminal Re-Railer with Plug (1 pc./Card) \$2.00


60-6008 THE CALIFORNIA 500

This layout is the grand daddy of road racing. There are over 34 running feet of championship racing that fit into a 9' x 3'6" area. A 3 piece Monza HI-BANKED curved track with fencing sets the action. 17 pieces of straight track let our 2 highly detailed Supertrax™ SX-32 racing cars, go flat out on the straightaways. 2 new pistol grip rheostat controlled throttles, over pass supports, a 6 piece Over and Under track set, Lap Counter, Crossover track and a UL Listed Power Pack are also included.

Set Part 3 90 42 In. Color 3/96



**34 FEET OF RACING
FEATURING TWO
SUPERTRAX™ SX-32
RACING CARS!**



\$100.00



ROAD RACING

60-6006 THE MONACO

\$83.00

This super serpentine layout is designed to test the best in driving skills. There are 11 pieces of curved track included in this beauty so the premium is definitely on driving skills. Two super fast cars, a 3 piece Monza Banked Wall section, Lap Counter, 2 new pistol grip rheostat controlled throttles and a UL Listed Power Pack are also included.

Std Pack 3 Wt 34 lbs. Cube 3/98




**24 FEET
OF RACING
FEATURING TWO
SUPERTRAX™ SX-32
RACING CARS!**

60-6002 THE LE MANS

Giant home racing competition circuit. Operates in 4'x8' space. Pre-tuned championship twin racing cars. Extra long straightaways. Set includes textured snap-together track that's bendable and bankable, 2 new pistol grip rheostat controlled throttles, snap-on crash barriers around entire set and a UL Listed Power Pack is also included.

Std Pack 4 Wt 32 lbs. Cube 5/87




**\$47.00
16 FEET
OF RACING
FEATURING
TWO SUPERTRAX™
SX-32 RACING CARS**

60-6054 THE LIGHTED G.T. 88

This new layout is Double the Fun because it has Double Figure-8 Over and Under Loops and a pair of Doubly Dangerous Crossover Tracks. Add to that the Exciting Chicane Obstacle Track and you've got a set that's chock full of action! Also included are 2 Lighted SXL-32 Racing Cars, 2 pistol-grip rheostat controlled throttles, UL Listed Power Pack and plenty of piers, struts and high-speed fences.

Std Pack 4 - Wt 51.9lb
Cube 5.47




\$64.00

**20 FEET
OF RACING
FEATURING TWO
LIGHTED SUPERTRAX™
SXL-32 RACING CARS!**

60-6004 THE GT 300

American Gran Turismo racing comes to you in a big way in this 45 piece set. Our highly detailed cars compete at scale speeds exceeding 200 MPH. Also included are 2 new pistol grip rheostat controlled throttles, Lap Counter that registers up to 99 laps, Chicane obstacle track, 12 pylon overpass supports and 10 fence sections. All that and our UL Listed Power Pack are included.

Std Pack 4 - Wt 26.9lb Cube 5.47



\$70.00

**18 FEET
OF RACING
FEATURING TWO
SUPERTRAX™ SX-32
RACING CARS!**

ROAD RACING ACCESSORIES

SXL-32 Supertrax™
Lighted Racing Cars
\$12.00

61-6302
2-28 Cars
61-6201 Finished



Std. Pack 12 Wt. 3 lbs. Cube 51

SX-32 Supertrax™ Racing Cars
\$10.00

61-6207 Porsche 61-6208 Corvette 61-6209 Z-28 Camaro 61-6211 Finished



Std. Pack 12 Wt. 3 lbs. Cube 51

Take a look at our sleek new Supertrax™ car packages. Even standing still, they look great!



61-6105 HI-BANKED Curved Track (3 pieces)
\$15.00



Straight track and cars not included.

61-6106 Over and Under Track
(6 pieces)
\$15.00



Cars not included. Must be used with a Lane Changer or another Over and Under Track.

61-6100 12" Lap Counter (1 piece)
\$10.00

Use in conjunction with extra piece of straight track.



Std. Pack 12
Wt. 6.5 lbs.
Cube 020

61-6101 A pair of 12" Straight Tracks
\$5.50

Std. Pack 12
Wt. 9 lbs.
Cube 020



61-6102 A pair of 12" Curved Tracks
\$5.50

Std. Pack 12
Wt. 9 lbs.
Cube 022



61-6103 A pair of 12" Chicane Obstacle Tracks
\$8.00

Std. Pack 12
Wt. 9 lbs.
Cube 020



61-6104 A pair of 12" Crossover Tracks
\$10.00

Std. Pack 12
Wt. 9 lbs.
Cube 020



61-6107 12" Terminal Track (1 piece)
\$5.00

Use in conjunction with extra piece of straight track.

Std. Pack 12
Wt. 6.5 lbs.
Cube 022



61-6111 Pistol Grip Throttle
\$5.00

Std. Pack 12
Wt. 3 lbs.
Cube 83



61-6112 4 pieces of Guardrails
\$2.00

Std. Pack 12
Wt. 2.5 lbs.
Cube 016



61-6115 UL Listed Power Pack
\$12.00

Std. Pack 12
Wt. 8 lbs.
Cube 016



BIRDS OF THE WORLD

One of the most popular Model Kit Series of the 60's is back by popular demand. We've taken the six best of our best selling BIRDS OF THE WORLD and dressed them up in bright, beautiful new packaging.

All of these kits feature our extremely popular (and helpful) Paint-By-Numbers Decorating System. And each also includes True-To-Life paint colors and exact Life-size Scaling and Detailing.


By following the simple instructions, even a beginner can complete an authentic, colorful and realistic model.

Std. Pack 12 Wt. 5 lbs. Cubic. '94
\$3.50



64-8748
36 pc. Assortment
With Display
\$126.00

64-8701 Parakeet




64-8702 Baltimore Oriole



64-8703 Bluebird



64-8704 Scarlet Tanager



64-8705 Red Headed Woodpecker




64-8706 Goldfinch



B-LINE TRUCKIN'

SUPER ALLOY METAL VEHICLES



Watch out—Bachmann is rolling in the Big Rigs!

These finely detailed, smooth rolling, non-toxic scale model reproductions are made of durable die-cast super alloy metal.

This series represents some of the most respected names in Truckin' and will enhance any HO scale model environment or vehicle collection.

***REBATE ITEM**



99-9101	Kenworth 40' Container	\$9.00
99-9102	Kenworth Auto Carrier	\$9.00
99-9103	GMC Cab-Over Van Tandem	\$9.00
99-9104	GMC Cab-Over Tanker Tandem	\$9.00
99-9105	Peterbilt Refrigerated Van	\$9.00
99-9106	Peterbilt Dump Trailer	\$9.00
99-9107	Mack Van Trailer	\$9.00
99-9108	Mack Tanker	\$9.00

Items 99-9103 through 99-9108
Set Pack 24, 30 7 1/2" x 6" Cube, 66 Retail Price: \$59.00

99-9104 48 Piece Max Truck Assortment
Set Pack 1, 30 2 1/2" x 6" Cube, 144 Retail Price: \$432.00

B-LINE CRANES

SUPER ALLOY METAL VEHICLES



Bachmann's series of Construction Cranes will provide all the LIFT necessary to improve scale model environments or vehicle collections.

The booms and hooks raise and lower with 360° swivel action. Some have movable rubber treads and some are smooth rolling and all are made of durable, non-toxic, die-cast super alloy metal.

If you like realistic action, you'll love these Construction Cranes by Bachmann.

***REBATE ITEM**




99-9501	Mechanical Truck Crane	\$13.00
99-9502	Bucket Crawler Crane	\$13.00
99-9503	Crane Truck	\$13.00
99-9504	Hydraulic Crawler Crane	\$13.00

Items 99-9501 through 99-9504
 1/64 Scale, 24" W, 14.5" H, Color 1:67

99-9505 24 Piece Crane Assortment
 1/64 Scale, 1" W, 14.5" H, Color 1:67 Retail Price \$32.00

B-LINE DIGGERS

SUPER ALLOY METAL VEHICLES



Put on your hard hats and DIG this series of Construction Vehicles by Bachmann.

These durable, non-toxic, die-cast super alloy metal Diggers are smooth rolling or have movable rubber treads. The blades and shovels raise and lower and some have 360° swivel action.

Combine the DIGGERS with the CRANES to find out just how easy it is to move mountains when you have the right equipment.

***REBATE ITEM**



99-9551	Hydraulic Motor Scraper	\$12.00
99-9552	Hydraulic Motor Grader	\$12.00
99-9553	Loader Shovel	\$12.00
99-9554	Hydraulic Excavator	\$12.00
99-9561	Tractor Shovel	\$11.00
99-9562	Hitachi Hydraulic Excavator	\$11.00
99-9563	Caterpillar Bulldozer	\$11.00
99-9564	Caterpillar Tractor with Ripper	\$11.00

Items 99-9551 through 99-9554 \$12.00

Items 99-9561 through 99-9564 \$11.00

Std. Pack 24 Wt. 14 lbs. Cube 1.41

99-9550 24 Piece Earth Mover Assortment \$288.00

Std. Pack 1 Wt. 14 lbs. Cube 1.41

99-9560 24 Piece Earth Mover Assortment \$264.00


Std. Pack 1 Wt. 14 lbs. Cube 1.41

99-9500 60 Piece Die Cast Assortment \$603.00

Std. Pack 1 Wt. 22 lbs. Cube 3.22

B-LINE JET MACHINES

SUPER ALLOY METAL CARS



SUPER ALLOY DIE CAST METAL VEHICLES

These finely detailed, exactly to scale, authentic reproductions are built for high performance and hard play. Each Jet Machine™ has our Super Powerhouse engine for exciting runs of 25 feet or more and can't be overwound. No batteries required. Jet Machines™ are durable and non-toxic with action features such as opening doors, pop-up headlights and bucket seats that tilt.

99-9300
60 pc. Jet Machine™ Assortment
15 each of above 15 items \$300.00
Std. Pack 1 Wt. 54 lbs. Cube 16

99-9320
30 pc. Jet Machine™ Assortment
2 each of above 15 items \$150.00
Std. Pack 1 Wt. 27 lbs. Cube 8

99-9301 Ford McLaren	\$5.00	99-9306 Lamborghini Countach	\$5.00	99-9311 Mazda RX-7	\$5.00
99-9302 Gulf Mirage	\$5.00	99-9307 BMW 3.5 CSL	\$5.00	99-9312 Dream 1	\$5.00
99-9303 Porsche RSR Turbo	\$5.00	99-9308 De Tomaso Pantera	\$5.00	99-9313 Datsun 280ZX	\$5.00
99-9304 Lotus Evija	\$5.00	99-9309 Lamborghini Miura	\$5.00	99-9314 Mosler Mark	\$5.00
99-9305 Ferrari Dino	\$5.00	99-9310 Lancia Stratos	\$5.00	99-9315 Lamborghini Silhouette	\$5.00

Std. Pack 24
Wt. 23 lbs.
Cube: 64

B-LINE MINI-JET MACHINES

SUPER ALLOY METAL CARS



Mini-Jet Machines™ are smaller than Jet Machines™ and just as fun. Each of the six speedy Die Cast models is equipped with our Super Powerhouse engine and most feature opening doors. No batteries required.

99-9350
36 pc. Mini-Jet Machines™ Assortment
6 each of 6 models listed \$126.00
Std. Pack 1 Wt. 6 lbs. Cube 42

99-9351 Corvette Stingray	\$3.50	99-9354 Mercedes Benz C111	\$3.50	Items 99-9351 through 99-9356
99-9352 Porsche Panhard	\$3.50	99-9355 BMW Turbo 2000	\$3.50	Std. Pack 24 Wt. 4 lbs. Cube 3
99-9353 Lamborghini Jota	\$3.50	99-9356 Lamborghini Countach	\$3.50	

ALL BACHMANN LOCOMOTIVES HAVE A LIFETIME LIMITED WARRANTY

Bachmann Ind., Inc. will remedy any defect or malfunction occurring in the locomotive within the lifetime of the purchaser. This warranty does not extend to defects or malfunctions which are caused by damage (not resulting from the defect or malfunction) while the locomotive is in the possession of any consumer, or by unreasonable use (including failure to provide proper lubrication) while the locomotive is in the possession of any consumer.

This warranty is given in lieu of all other express warranties. All implied warranties, including but not limited to implied warranties of fitness and merchantability, shall expire one year from the date of purchase. Some states do not allow limitations on how long an implied warranty lasts, so the above limitation may not apply to you.

Under no circumstances shall Bachmann Ind., Inc. be responsible for any incidental or consequential damages arising in regard to any Bachmann Ind., Inc. locomotive. Some states do not allow the exclusion or limitation of incidental or consequential damages, so the above limitation or exclusion may not apply to you.

In order to validate this warranty, the Owner Registration Card enclosed in your set must be completed and mailed within ten (10) days after purchase of the locomotive to Bachmann Ind., Inc. 1400 East Erie Avenue, Philadelphia, PA 19124.

If warranty service is required within one year from the date of purchase, please send the locomotive, postage prepaid, to Bachmann Ind., Inc. 1400 East Erie Avenue, Philadelphia, PA 19124. Also, please write a letter explaining the nature of your difficulty and enclose it with the locomotive.

If warranty service is required after more than one year from the date of purchase, please send the locomotive, postage prepaid, with a check or money order (\$3.00 for diesel locomotives or \$5.00 for steam locomotives) to cover return postage and handling to Bachmann Ind., Inc. 1400 East Erie Avenue, Philadelphia, PA 19124. Also, please write a letter explaining the nature of your difficulty and enclose it with the locomotive.

At the option of Bachmann Ind., Inc. the locomotive will be either repaired or replaced, except that if both repair and replacement are not practicable, then a refund of the purchase price will be made.

This warranty gives you specific legal rights, and you may also have other rights which vary from state to state.

In the event you have any questions concerning use and care of the locomotive or any complaints concerning service, please write: Bachmann Ind., Inc. 1400 East Erie Avenue, Philadelphia, PA 19124.

PLEASE NOTE: BREAKAGE FROM DROPPING OR MISUSE IS NOT COVERED BY THIS WARRANTY.

REPRESENTATIVES

NATIONAL SALES OFFICE: B & B Marketing, Inc., 11 Sayer Avenue, Cherry Hill, New Jersey 08002 • (609) 665-2500

NORTHEAST

Krutman & Berke
1307 Broadway
Room 1204
New York, New York 10010
(212) 691-3030

SOUTHEAST

Back Bates
PO Box 11172
Charlotte, North Carolina 28209
(803) 831-1799

OHIO, MICHIGAN, WESTERN PENNSYLVANIA, WESTERN NEW YORK & KENTUCKY

Hubert B. Stern Associates
1463 Warrenville Center Road
Cleveland, Ohio 44121
(216) 381-9466

MINNESOTA, THE DAKOTAS, IOWA & NEBRASKA

Anderson-Williams Sales Company
2025 Nicollet South
Minneapolis, Minnesota 55404
(612) 870-9000

ILLINOIS, INDIANA, KANSAS, MISSOURI & WISCONSIN

Pedemitter Associates
3000 W. Dundee Rd. Suite 102
Northbrook, Illinois 60062
(312) 480-0340

TEXAS, OKLAHOMA, ARKANSAS & LOUISIANA

Harold Chapman Associates
7270 World Trade Center
P.O. Box 58247
Dallas, Texas 75258
(214) 747-6557

COLORADO, UTAH, ARIZONA, MONTANA, IDAHO, WYOMING, NEW MEXICO, NEVADA & EL PASO, TEXAS

Philip Johnson Company
1330 Layden Street
Denver, Colorado 80220
(303) 321-2822

CALIFORNIA, WASHINGTON, OREGON

Sandy Walkus Sales, Inc.
9300 Wilshire Boulevard #312²
Beverly Hills, California 90212
(213) 274-7278

PREMIUMS/SPECIAL MARKETS

Rock Titled
P.O. Box 235
El Toro, California 92630
(714) 770-0028



BACHMANN INDUSTRIES, INC., 1400 E. Erie Avenue, Philadelphia, Pennsylvania 19124, U.S.A. (215) 533-1600

Printed in U.S.A. January 1983 © Bachmann. Prices subject to change without notice. Prices shown in U.S. dollars.