

BACHMANN



## WHY ROAD RACING?

Good grief, why not?


If you consider the strides Bachmann has made in trains the past few years, think of what we can do for you in road racing.

For one thing, by starting out with 1/32 scale, we're giving your customers a choice. (And you can be sure that many kids and their parents will choose the bigger, more stable, easier to handle 1/32nds!

For another, we're taking the same merchandising, advertising and packaging know-how that helped build Bachmann train sales and putting it behind Bachmann road racing. Keep your eye on our great, new BIG SLOTS™ line. It's a name you'll be seeing and selling a lot in the years to come.

For yet another, this lets you buy trains, road racing sets, accessories—the whole shot—from one single, very reliable source.

Get behind Bachmann road racing. We'll be coming at you in a big way.



## ROAD RACING

### 6000 THE MT. TREMBLANT

The challenge, fun and thrills of real road racing, in a 12 volt system, quality engineered set. Excellent as a starter set for younger children. An exciting off-center figure 8 Over and Under layout for never ending competition. Highly detailed 1/32 scale cars with powerful 12 volt, tin-can type motors, 2 new plunger-type rheostat controlled throttles, and shur-lok, non-snap fence. A U.L. Listed Power Pack is also included.

Packed 6 to a carton.  
Weight 43 lbs.



**NEW**

### 6002 THE LE MANS ENDURO

Giant home racing competition circuit. Operates in 4' X 8' space. Pre-tuned championship twin racing cars. Extra long straightaways. Automatic lap counter registers up to 99 laps. Set includes textured snap-together track that's bendable and bankable, 2 new plunger-type rheostat controlled throttles, snap-on crash barriers around entire set and a U.L. Listed Power Pack.

Packed 6 to a carton  
Weight 50 lbs. per carton



**NEW**





## 6004 THE GRAND TOUR

American Gran Turismo racing comes to you in a big way in this 101 piece set. Our highly detailed cars compete at scale speeds exceeding 200 MPH. Also included are 2 new plunger-type rheostat controlled throttles, Lap counter that registers up to 99 laps, Chicane obstacle track, 12 pylon overpass supports and 10 fence sections. All that and our U.L. Listed Power Pack are included in this beautiful, new high-impulse sales package.

Packed 3 to a carton  
Weight 28 lbs. per carton



**NEW**

## 6006 THE MONACO

This super serpentine layout is designed to test the best in driving skills. There are 11 pieces of curved track included in this beauty so the premium is definitely on driving skills. Two super fast cars, a Monza Banked Wall section, Lap Counter, 2 new plunger-type rheostat controlled throttles sections and a U.L. Listed Power Pack are also included.

Packed 3 to a carton  
Weight 32 lbs. per carton



**NEW**

## 6008 THE CALIFORNIA 500

This layout is the grand-daddy of road racing. There are over 34 running feet of championship racing that fit into a 9' x 3'6" area. A 3 piece Monza Banked Wall with fencing sets the action. 16 pieces of straight track let our 2 highly detailed, powerful cars go flat out on the straightaways. 2 new plunger-type rheostat controlled throttles sections, over-pass supports, a 6 piece Over and Under track set and a U.L. Listed Power Pack are also included.

Packed 3 to a carton  
Weight 37 lbs. per carton



## CARS



6201  
McLaren Can Am



6202  
BRM Can Am



6203  
Lola Can Am



6204 Tyrrell



6205  
McLaren F-1



6206 Lotus F-1

## ACCESSORIES

Consistent with our desire to bring you the best and most profitable "add-ons" in the industry, we're happy to present the best of the best in accessories for our road racing line.

6106—Over and Under Track



6100—Lap Counter



6101—Straight Track



6102—Curved Track



6103—Chicane Obstacle Track



6104—Crossover Track



6105—HI-BANKED Curved Track



## WHY TRAINS?


That's a good question for which we have a great answer:

Trains sell and sell and sell. They bypass generations and transcend fads, making money all the way.

Bachmann not only has the trains you sell at a profit, we also have the Industry's finest, most complete line of accessories you sell at extra profit.

Action Accessories, Scenic Classics, Plasticville® Building Kits, Landscaping—Bachmann has it all. And we put it all in award-winning, self-selling packaging.

Why trains? Because in 1930 they were a reliable, high-volume category. Fifty years later, nothing has changed.





## HO SCALE ELECTRIC TRAIN SETS

ALL LOCOMOTIVES HAVE A LIFETIME LIMITED WARRANTY

### 98 BATTERY OPERATED SET

Freight Diesel with Operating Headlight, Open Quad-Hopper, 51' Plug-Door Box Car, Caboose—Plug In Terminal Re-Railer Track, 11 pcs. Curved Track plus 6 "D" Battery Box. (Batteries not included)

**NEW**

Std. Pack 6

36" circle



### 270 **Budd** METROLINER™

Exclusive Budd powered Metroliner™ Car with Operating Headlight, three non-powered Metroliner™ Cars... Plug-In Terminal Re-Railer Track, 11 pcs. Curved Track, 2 pcs. Straight Track, UL Listed Power Pack and Instructions.

Std. Pack 6

45"x36" oval



### 265 THE COMET

E60CP Electric w/Pantographs and Reversing Operating Headlights, three 85' Amfleet Lighted Passenger Cars—Plug-In Terminal Re-Railer Track, 11 pcs. Curved Track, 2 pcs. Straight Track, UL Listed Power Pack and Instructions.


45"x36" oval

Std. Pack 6



### 112 THE BULLET

EMD F9 Diesel with Operating Headlight, 51' Mechanical Reefer, Open Quad-Hopper, 200 Ton Flat Car with Logs, Caboose—Plug In Terminal Track, 11 pcs. Curved Track, Three Piece Authentic Colored Tunnel, UL Listed Power Pack and Instructions.





## 100 DIESEL HUSTLER

EMD F9 Diesel with Operating Headlight, Open Quad-Hopper, 51' Plug-Door Box Car, Caboose—Plug-In Terminal Re-Railer Track, 11 pcs. Curved Track, UL Listed Power Pack and Instructions.

101—Santa Fe (not shown)  
102—Chessie (not shown)



36"  
circle

Std. Pack 6



## 275 THE OLD TIMER

American 4-4-0 Steam Locomotive with Operating Headlight and Tender, five authentic Old Time Cars... Box Car, Water Tank Car, Wood Gondola, Flat Car and Caboose—Plug-In Terminal Re-Railer Track, 11 pcs. Curved Track, UL Listed Power Pack and Instructions.

**NEW**



36"  
circle

Std. Pack 6



**NEW**

Std. Pack 6

36"  
circle



## HO SCALE ELECTRIC TRAIN SETS

ALL LOCOMOTIVES HAVE A LIFETIME LIMITED WARRANTY



### 115 THE PIONEER

EMD F9 Diesel with Operating Headlight, 200 ton Flat Car with Logs, 51 Mechanical Reeler, Open Quad Hopper, Caboose, 18 pc. Blinking Bridge and Trestle Set. Plus Snap Together Freight Station— Plug-In Terminal Re-Railer Track, 11 pcs. Curved Track, 1 pc. Straight Track, UL Listed Power Pack and Instructions.



The Blinking Bridge and Trestle Set  
This new Bridge & Trestle Set features a red warning light that flashes continuously when powered. Snap-mounted into Bridge. Light pre-wired. 18 pieces.

**NEW**

Set Pack 6

45" x 30"  
oval



### 117 SILVER STAR

EMD FT Chrome Diesel with Operating Headlight, non-powered FT Chrome Diesel, 51 Pulpwood Rack Car with Logs, 51 Plug-Door Box Car, Steel Gondola, 51 Mechanical Reeler, Caboose. Plug-In Terminal Re-Railer Track, 11 pcs. Curved Track, UL Listed Power Pack and Instructions.



Set Pack 6

36"  
circle



### 118 SILVERADO

EMD L36B Chrome Diesel with Operating Headlight, 200 ton Flat Car with Logs, 51 Plug-Door Box Car, Steel Gondola, Stock Car, Caboose, 17 pc. Bridge and Trestle, snap together Freight Station, Signal Bridge and Switch Tower, 24 pc. set of Railroad & Street Signs, Plug-In Terminal Re-Railer Track, 11 pcs. Curved Track, 2 pcs. Straight Track, UL Listed Power Pack and Instructions.



Easy Snap Together Buildings

Set Pack 6

45" x 30"  
oval



## HO SCALE ELECTRIC TRAIN SETS

ALL LOCOMOTIVES HAVE A LIFETIME LIMITED WARRANTY



### 125 THE GOLDEN SPIKE

EMD GP40 Diesel with operating headlight, 200 Ton Flat Car with logs, 3 Dome Tank car, 51' Plug Door Box Car, Gondola, Caboose—34 pc. Blinking Bridge and Trestle set, 36 pc. Railroad and Street Signs and Telephone Poles, 19 pcs. curved and 5 pcs. straight track, plug-in terminal Re-Railer track, UL listed power pack & instructions.



The Blinking Light sets motion to any trestle. Bridge goes west 36 pcs. set.

Set Pack 6

Figure 8 87" x 40"

Set contains over 100 pieces

NEW



### 127 THE IRON MIKE

"USRA" 0-6-0 Steam locomotive with operating headlight & realistic smoke, Tender, 3-Dome Tank car, 51' Plug Door Box car, Gondola, 200 Ton Flat car with logs, 18 pc. Blinking Bridge and Trestle set, plug-in terminal Re-Railer track, 11 pcs. curved track, 1 pc. straight track, 36 pcs. Signs and telephone poles, UL listed power pack and instructions.



"Blinking" Bridge and Trestle set with motion to any trestle. Bridge goes west 18 pcs. set.

Set Pack 6

45" x 36" oval

NEW



### 136 THE SILVER FLYER

GE U36B Chrome Diesel with operating headlight, 62' 3-Dome Tank car, Gondola, 51' Pulpwood Rack Car with logs, Open Quad Hopper, 51' Mechanical Reefer, Caboose—snap together Suburban Station and Switch Tower, Oil Storage Tank with operating diesel horn, 23 pc. double oval track set with two manual switches, plug-in terminal Re-Railer track, UL listed power pack and instructions.



Operating Diesel Horn in oil storage tank.

Set Pack 6

45" x 45" double oval

NEW





## HO SCALE ELECTRIC TRAIN SETS

ALL LOCOMOTIVES HAVE A LIFETIME LIMITED WARRANTY



### 145 OL' SMOKEY

Decorated Consolidation 2-8-0 Steam Locomotive with Operating Headlight and Smoke, Tender, Hi-Cube Box Car, 3-Dome Tank Car, 51' Plug Door Box Car... Operating Log Car with Dump Station, Open Quad-Hopper, Caboose... plus 18 pc. Blinking Bridge and Trestle Set, Plug In Terminal Re-Railer Track, 11 pcs. Curved Track, 1 pc. Straight Track, UL Listed Power Pack and Instructions.



Operating Log Car with Dump Station. Dual levers let you load and/or load the operating Log Car.



The Blinking Bridge and Trestle Set. This new Bridge & Trestle Set features a red warning light. Track mounted on Bridge. Light per wood. 18 pieces.


Std. Pack 6

45" x 36" oval



### 290 EMPIRE BUILDER

Giant Northern 4-8-4 Steam Locomotive with Operating Headlight and Realistic Smoke, Electronic Steam Whistle in Wayside Building, 57' Covered Coil Car, 200 Ton Flat Car with Logs, Wood Stock Car, 3-Dome Tank Car, 51' Plug Door Box Car, Caboose—36 pcs. Signs and Telephone Poles, 23 pc. Double Oval Track Set with Two Manual Switches, UL Listed Power Pack and Instructions.



45" x 45" double oval

Std. Pack 6



Electronic Steam Whistle


NEW

## HO SCALE OPERATING ACCESSORIES

Bachmann offers almost two dozen high-profit Action Accessories.

And the key word is "Action"—the kind your customers want for their layouts.

Many Bachmann Action Accessories are exclusives and each has a lot of ways for you to get year-round sales action.



### 1320 OPERATING HAND CAR

Watch the men pump up and down as the car speeds on its way.





**NEW &  
EXCLUSIVE**




### 1432 ELECTRONIC ACTION FREIGHT STATION

Fork lift with freight comes out as train approaches station. Returns automatically after train leaves. This electronic accessory works from power pack and track.



**FREIGHT STATION**

**NEW &  
EXCLUSIVE**



### 1436 ELECTRONIC STEAM WHISTLE AND WAYSIDE WAREHOUSE

Realistic steam sound, with Push Button Control. Authentically detailed wayside building. Works from power pack.



**STEAM WHISTLE &  
WAYSIDE WAREHOUSE**

**NEW &  
EXCLUSIVE**



### 1442 OPERATING WATERFALL AND TUNNEL

Now your scenery can include an actual working waterfall. Real water is pumped thru the mountain, down the falls & up again. Pump, tubing, lake & tunnel included.



**WATERFALL & TUNNEL**



## HO SCALE OPERATING ACCESSORIES

### 3014 LIGHTED FREIGHT STATION

Add an extra-special "glow" to any layout with this finely detailed station. Building pre-assembled.



### 3015 LIGHTED PASSENGER STATION

Keep your set-up running at night. This little dandy lets you catch the 10:05 to N.Y. Building pre-assembled.



### 1443 DUAL CROSSING GATES WITH FLASHING LIGHTS AND BELL

Approaching train starts the action—Gates lower, red warning lights flash, and bell rings.





### 1435 THE DIESEL HORN AND OIL STORAGE TANK

You can add the realism of Diesel Horn sounds to any layout with this Shell Oil storage tank. Works from Power Pack. Push-button control included.



### 1433 THE TALKING STATION

...the first and last word in operating accessories. Here's another Bachmann first! This electronic "talking" station comes with its own microphone. The Talking Station gives any railroader a chance to call his own shots...from Anaheim to Azusa to Cucamonga! Works from Power Pack. Track not included.



### 1441 OIL STORAGE TANK WITH FLASHING LIGHT

Highly detailed Oil Storage Tank warns approaching aircraft with its own flashing light.



## HO SCALE OPERATING ACCESSORIES

### 3029 BLINKING BRIDGE

This super addition to Bachmann authentic operating accessories flashes a red warning light that lends realism and excitement to any layout. Track mounted on bridge. Light pre-wired. 18 pieces.

### 3030

34 pc. Over N' Under Trestle Set with Blinking Light Bridge (not shown).



### 250 TON CRANE CAR & 51' FLOODLIGHT CAR

1446—Union Pacific 1447—Amtrak

### 250 TON CRANE CAR & 51' BOOM CAR

1437—Union Pacific 1438—Amtrak

### 51' FLOODLIGHT CAR

1439—Union Pacific 1440—Amtrak



### 1427 OPERATING LOG CAR WITH DUMP STATION

**Loading and Unloading Action**  
Dual levers let you load and re-load the operating Log Car...Track not included.

### 1426 OPERATING GRAVEL CAR WITH DUMP YARD







### 1434 THE CATTLE CROSSING

Bossie isn't all that dumb. How would you feel if you were standing on the track in front of a speeding train? Fortunately there's no instant hamburger this time. The frantic farmer saves the day. Track not included.



### 1428 OPERATING ACTION CABOOSE WITH PICK-UP PLATFORM

Brakeman grabs mail on-the-fly... Goes Inside...Door automatically closes...track not included.



### 3026 REMOTE CONTROL BASCULE BRIDGE

Train on upper track automatically halts while bridge is open. Train below automatically halts when bridge is closed, then proceeds automatically when bridge opens. Warning Bell sounds as bridge operates.



## HO SCALE OPERATING ACCESSORIES

### 3027 OPERATING DUAL CROSSING GATES

Train approaches, both gates automatically lower...then raise when the train passes...9" straight track included.



### THE TRACKSTERS

Lighted Inspection Cars. Now a carefully detailed Jeepster and a Ford Van can share the right of way with all the other great Bachmann equipment. Sold individually.

1303—Jeepster 1304—Ford Van



### 89' TRI-LEVEL CAR TRANSPORTER

Comes With 15 Autos.

1264—Penn-Central

1265—Santa Fe





## TRACK

- 1501—18" Radius Curved (4 pcs./Card)
- 1511—9" Straight (4 pcs./Card)
- 1710—Flexible 96" (100 pcs./Box)
- 1716—Lighted Bumper 3" Track
- 1729—9" Straight Re-Railer (2 pcs./Card)
- 1736—Snap-In Uncoupling Ramp
- 1758—90° Crossing
- 9601—18" Radius Curved TR (500 pcs./Bulk)
- 9611—9" Straight (500 pcs./Bulk)

### Terminal Track

- With "Simplimatic" Plug-In Wiring  
 1520—9" Straight Terminal with Plug and Wire

## SWITCHES



- 1751—Manual Switch—Left  
 1752—Manual Switch—Right



- 1767—Electric Switch—Left  
 1768—Electric Switch—Right

- 2101—Block Signals (4 pcs)



- 2300—Crossing Signals and Gates (12 pcs.)



- 2301—Animal Set #1 Cows and Horses (12 pcs.)



## POWER PACK

- 6605—  
 Printed Circuit,  
 Circuit Breaker  
 UL Listed



- 2302—Motor Truck Set #1 (4 pcs)



- 2306—Automobile Set #1 (6 pcs)



- 2307—Corner Signs and Traffic Lights (12 pcs.)



## ALSO AVAILABLE

- 2100—Picket Fence (24 pcs.)
- 2200—Telephone Poles (12 pcs.)
- 2304—Railroad and Street Signs (24 pcs.)
- 2311—Grave Stones (37 pcs.) **NEW**
- 2312—Stonewall with Gateway (13 pcs.) **NEW**
- 2319—Mini Water Pump (1 pc.) **NEW**

- 2308—Road Crossings (3 pcs)



- 2309—Park Assortment (6 pcs)



- 2313—Picnic set (9 pcs.) **NEW**



## ACCESSORIES

- 2924—Bridge and Trestle Set (17 pcs./Box)



- 2925—Bridge and Trestle Set (33 pcs./Box)



- 2314—Playground Equipment (4 pcs.) **NEW**



- 2315—Swimming Pool and Accessories (8 pcs.) **NEW**



- 2316—Tree House and Ladder (2 pcs.) **NEW**



- 2317—Tall Picket Fence and Gate (13 pcs.) **NEW**



- 2318—Center Square Monument (1 pc.) **NEW**



- 2400—Lighting Kit (2 pcs.)





# HO SCALE STEAM LOCOMOTIVES with Operating Headlights

ALL LOCOMOTIVES HAVE A LIFETIME LIMITED WARRANTY

TEXAS 2-10-4 & 52' 14W TENDER WITH SMOKE, "ELECTRONIC" CHUG-CHUG AND STEAM WHISTLE



738—Santa Fe



739—Pennsylvania

DAYLIGHT GS 4 4-8-4 & 48' TENDER



672—Southern Pacific



673—Western Pacific



674—Chessee

CONSOLIDATION 2-8-0 & TENDER WITH SMOKE



650—Reading



651—Santa Fe



654—Great Northern

AMERICAN 4-4-0 & TENDER



670—Central Pacific "Jupiter"



671—Union Pacific #119



**NORTHERN 4-8-4 & 52' TENDER WITH SMOKE, "ELECTRONIC" CHUG-CHUG AND STEAM WHISTLE**



**NEW**

- 660—Santa Fe with Smoke only
- 735—Santa Fe with Smoke, "Electronic" Chug Chug and Steam Whistle



**NEW**

- 664—Burlington with Smoke only
- 736—Burlington with Smoke, "Electronic" Chug Chug and Steam Whistle

**MIKADO 2-8-2 & VANDERBILT TENDER WITH SMOKE AND "ELECTRONIC" STEAM WHISTLE**



**NEW**

- 731—Union Pacific
- 657—Union Pacific with Smoke only



**NEW**

- 732—B & O
- 658—B & O with Smoke only

**USRA 0-6-0 & SLOPE TENDER WITH SMOKE**



**NEW**

- 710—Pennsylvania



**NEW**

- 711—Santa Fe

**PRAIRIE 2-6-2 & FULL SIZE TENDER WITH SMOKE**



**NEW**

- 715—New York Central



**NEW**

- 716—Union Pacific

**TEN WHEELER 4-6-0 & VANDERBILT TENDER WITH SMOKE**



**NEW**

- 720—Chicago-Northwestern



**NEW**

- 721—Southern Pacific



# HO SCALE DIESEL LOCOMOTIVES with Operating Headlights

ALL LOCOMOTIVES HAVE A LIFETIME LIMITED WARRANTY

## DD40X-12 WHEEL DIESEL

NEW & EXCLUSIVE DIESEL HORN SOUND!

729—Union Pacific with Diesel Horn



724—Union Pacific without Diesel Horn (not shown)

## PLASSER EM80C GEOMETRY AND TRACK CLEANING DIESEL

608—Union Pacific



609—Amtrak



## BRILL TROLLEY—LIGHTED

1310—Market Street



1311—PRT



1312—South Shore Line



## E60CF ELECTRIC

741—Chessee



## EMD F40PH DIESEL

675—Amtrak



677—R.T.A.



## PLYMOUTH 0-6-0 SWITCHER

604—Burlington



606—Santa Fe





**EMD F9 DIESEL**

506—Union Pacific



507—Santa Fe



510—Burlington Northern



519—Amtrak

513—Chrome Santa Fe (not shown)  
701—Chrome Amtrak (not shown)**EMD GP40 DIESEL**

567—Santa Fe



570—Burlington



579—Conrail



580—Southern Pacific

**GEU36B DIESEL**

623—Rock Island



624—Conrail



633—Chrome Santa Fe



634—Southern Pacific

625—Union Pacific (not shown)  
702—Southern (not shown)**EMD GP30 DIESEL**

636—Santa Fe



637—Burlington



638—Chessie

**E60CP ELECTRIC**

750—Amtrak



751—Rock Island

**BUDD METROLINER**1300—Amtrak—Powered  
1301—Amtrak—Dummy (not shown)

# HO SCALE ROLLING STOCK

## CUSTOM ROLLING STOCK 1089—Assortment

**NEW**



1083—Redball Express



1084—Flying Eagle



1085—Dy-No-Mee

## 52" DEPRESSED CENTER FLAT CAR WITH SPACE MISSILE 1225 USAF



1086—Old West Line



1087—Graffiti



1088—Blue Jeans Special

## 1295—51" TRI-LEVEL POULTRY CAR



## 1860 OLD WEST CARS

The rolling stock in this series are scaled authentically from prototypes in use on our western railroads around 1860.



1414—21' 4 W Union Pacific Caboose



1410—34' Union Pacific Box Car



1412—34' Union Pacific Gondola



1413—34' U.P. Water Tank Car



1415—34' Central Pacific Box Car



1417—34' Central Pacific Gondola



1418—34' C.P. Water Tank Car



1419—21' 4 W Central Pacific Caboose



1411—34' U.P. Flat Car with Stakes



1421—47' Union Pacific Coach



1420—47' Union Pacific Combine



1416—34' C.P. Flat Car with Stakes



1423—47' Central Pacific Coach



1422—47' Central Pacific Combine

## 85' FULL DOME PASSENGER CARS—UNLIGHTED



1254—Amtrak



1255—Santa Fe

1257—Amtrak Chrome (not shown) 1258—Santa Fe Chrome (not shown)



1302—85' BUDD AMFLEET COACH—LIGHTED

## 56' CENTER FLOW HOPPER 1019—Assortment



Rock Island



Corning



Enjay



Shell

## 41" HI CUBE BOX CAR—SMOOTH 1239—Assortment



Burlington



Union Pacific



Denver & Rio Grande



New York Central



41' STEEL BOX CAR  
929—Assortment



Rock Island



Penn Central



Santa Fe



Chesapeake & Ohio

42' 3-DOME TANK CAR  
939—Assortment



Penn Salt



Shell



Cyanamid



Mobilgas

42' STEEL GONDOLA  
959—Assortment



Burlington



Union Pacific



Southern



Pittsburgh & Lake Erie

42' OPEN QUAD OFFSET HOPPER  
1039—Assortment



Rock Island



Union Pacific



Burlington Northern



Missouri & St. Louis

42' 3-DOME TANK CAR  
1229—Assortment



Buckland Packing



White House Vinegar



BASF Wyandote

50' WIDE-VISION CABOOSE  
1269—Assortment



Chesapeake



Santa Fe



Reading



Burlington Northern

51' MECHANICAL STEEL REEFER  
1139—Assortment



Santa Fe



Pacific Fruit



Swiss



Burlington Northern

51' STEEL PLUG-DOOR BOX CAR  
1159—Assortment



Rock Island



Union Pacific



Chesapeake



Penn Central

41' WOOD STOCK CAR  
1239—Assortment



Union Pacific



Santa Fe



Chicago & Northwestern



Great Northern

64' 200 TON FLAT WITH LOGS  
879—Assortment



Great Northern



Louisville & Nashville

56' ALL-DOORS BOX CAR  
1189—Assortment



Santa Fe



Southern

57' COVERED STEEL COIL CAR  
1229—Assortment



Pittsburgh & Lake Erie



Bessemer & Lake Erie

51' PULWOOD RACK CAR  
WITH LOGS 1290—Assortment



Penn Central




Santa Fe



# HO SCALE PLASTICVILLE™ BUILDING KITS

Bachmann has consistently offered one of the most complete lines of Building Kits in the country. Train buffs love the extra fine detailing, pre-colored parts and the snap-fit assembly. You'll love the turns at retail all year long.



2631—Cape Cod House



2632—Switch Tower



2633—School House



2634—Signal Bridge



2651—Barn



2652—Farm Buildings and Animals



2653—Water Tank



2711—Coaling Station



2654—Ranch House



2671—Freight Station



2672—Pedestrian Bridge



2673—Suburban Station



2674—Gas Station





2691—House Under Construction



2692—Cathedral



2693—24 Sitting Figures with Paints



2694—Platform Station



2712—48 Standing Figures with Paints



2713—Split Level House



2714—Motel with Swimming Pool



2715—Roadside Stand with Paints



2909—Livery Stable and Blacksmith



2910—Old Time Station



2911—Marsh's Office and Restaurant



2912—Saloon and Barber's Shop



2913—General Store and Bank



2927—Shell Gas Station



2928—Jiffy Car Wash



2931—Toy and Hobby Shop



2932—Contemporary House



2933—Auto Body Repair Shop



2934—Drive in Hamburger Stand



2590—Freight Yard Set



## HO SCALE SCENIC CLASSICS

Last year we introduced a whole new line of Building Kits complete with landscaping. Our Scenic Classics were such a great retail sales success that this year we've added six more new and unique settings.

The trees, the foliage, the dirt and the grass matting all blend perfectly to add that extra-special touch of realism to each subject.

Each kit comes complete in its own beautiful, full-color package that will be certain to help you build plus sales in this highly profitable accessory area.



2551—Two Story House



2552—Split Level House



2553—Greenhouse and Gardens



2554—Barnyard and Animals







2555—Vegetable Garden



2556—Mobile Home and Car



2557—Salvage Yard



2558—Tree House



2559—Rural Cemetery



2561—Picnic Grounds



2562—Swimming Pool




2563—Center Square Monument



## O SCALE PLASTICVILLE BUILDING KITS

When it comes to the best sellers in O Scale Building Kits, you're looking at them. As you know, once an O Scale nut, always an O Scale nut. And we wouldn't want to disappoint this special group of accessory minded train collectors.

Our snap-fit assembly doesn't need any glueing. And all the parts are pre-colored. The fine detailing is obvious. And our bright, full color packaging is bound to lead to many extra impulse sales.



1931—Telephone Poles and Rail Road & Street Signs (36 pieces)



1932—Barn



1933—Church



1934—Ranch House





1935—Water Tank



1951—Switch Tower and Signal Bridge



**NEW**

1952—Loading Platform and Watchman's Shanty



**NEW**

1953—Split Level House



1954—Suburban Station



1955—32 Figures with Paints



1956—Fire House



1957—Two Story House







Because of the unprecedented success at retail of our HO Scale Scenic Classics, we decided to introduce an opening line in O Scale so each of us could pick up some plus business.

You don't have to worry about consumer acceptance. The same type of best sellers are introduced here. Same successful packaging. Same great appeal. All you have to do is order.



1981—Farm Buildings and Equipment

**NEW**



1982—School and Playground

**NEW**



1983—Colonial Mansion

**NEW**



1984—Country Church

**NEW**



1985—Log Cabin Retreat

**NEW**



1986—New England Rancher


**NEW**





When we decided to create the industry's finest Scenic Accessories Line, we hired the man who 'wrote the book' on the subject. The result: the Best Quality-to-Price and Profit-to-You line in America. There are so many innovative features in this "home grown" and "hand-made" collection that we don't have room to list them all. So be sure to get all the details from our sales reps.

**NEW**



## TUNNELS

When we decided to get into "The Tunnel Business", we made the decision to do it right and become an instant leader in this particular segment of our industry.

Each tunnel is individually packaged, fully-decorated and features an easy-to-assemble notching system, eliminating gluing entirely.

Our curved tunnel can be used individually or, if paired, will make a full 180° turn tunnel. And the beauty is, you won't know it's not one piece.

At last, a line of tunnels that we can put on the shelf just like all the other train accessories.

**NEW**



2331-3 pc. Tunnel



2333-6 pc. Tunnel



2332-4 pc. Tunnel

## ASSEMBLED TREES

- Small Size 5 to box  
 2211 - Spring  
 2212 - Autumn  
 2213 - Apple  
 2214 - Orange  
 2215 - 24 pc. Assortment
- Med. Size 5 to box  
 2220 - 24 pc. Assortment  
 2221 - Evergreen  
 2222 - Shade  
 2223 - Poplar  
 2224 - Blue Spruce
- Large Size 3 to box  
 2230 - 12 pc. Assortment  
 2231 - Evergreen  
 2232 - Blue Spruce
- 9 Tree Assortments  
 2240 - 12 pc. Assortment  
 2241 - Spring  
 2242 - Fall



## GRASS MATS

- For use with all Scale Modeling, roadrace & hobby projects.
- 2201 - large 98" x 50"  
 2202 - medium 40" x 50"  
 2203 - small 33" x 50"

**NEW**



## FOLIAGE SPRED

- The newest way to create realistic landscaping - use the Poly Fibre plus the color foliage spread just right for your layout.
- 2260 - 48 pc. Assortment  
 2261 - Poly Fibre  
 2262 - Foliage Spred - Spring  
     Green - Fine  
 2263 - Foliage Spred - Spring  
     Green - Medium  
 2264 - Foliage Spred - Summer Green - Fine  
 2265 - Foliage Spred - Summer Green - Medium  
 2266 - Foliage Spred - Fall  
     Green - Fine  
 2267 - Foliage Spred - Fall  
     Green - Medium  
 2268 - Foliage Spred - Earth  
     Brown - Fine  
 2269 - Foliage Spred - Earth  
     Brown - Medium  
 2270 - Foliage Spred - Fall  
     Brown - Fine  
 2271 - Foliage Spred - Fall  
     Brown - Medium  
 2272 - Foliage Spred - Mixed Colors  
 2273 - Flowers

**NEW**







## TREE KITS

Each Kit Makes 6 Trees  
 2250 - 24 pc. Assortment  
 2251 - Shade  
 2252 - Oak  
 2253 - Magnolia  
 2254 - Cherry  
 2255 - Birch  
 2256 - Cypress



## LICHEN

Perfect for making trees,  
 bushes, shrubs  
 2207 - Green  
 2208 - Mixed colors  
 2210 - 24 pc. Assortment



## BASIC SCENICS

2280 - 48 pc. Assorted  
 2281 - Grass  
 2282 - Earth  
 2283 - Coal  
 2284 - Gravel  
 2285 - Light Ballast  
 2286 - Dark Ballast  
 2287 - Hedges  
 2288 - Water



## MISC. SCENICS

2290 - Track Cleaner  
 2291 - Ballast Cement  
 2293 - Smoke Fluid - 2 oz.



## MINI-PEOPLE

Highly detailed HO scaled people -  
 Hand decorated - Each in a realistic pose -  
 6 figures per set - adds the final realism  
 to any project.

3310 - 72 pc. Assorted  
 (3300, 3301, 3302, 3303, 3304, 3305 - 12 Each)  
 3320 - 72 pc. Assorted  
 (3306, 3307, 3308, 3309, 3311, 3312 - 12 Each)

3300 - Waiting Passengers



3301 - Sitting Figures



3302 - Standing Figures



3303 - Train Crew



3304 - Work Crew



3305 - Old West



3306 - Children Playing



3307 - Picnic Family



3308 - Swimmers



3309 - People at Leisure



3311 - Train Work Crew



3312 - Sitting Passengers



## N SCALE ELECTRIC TRAIN SETS

ALL LOCOMOTIVES HAVE A LIFETIME LIMITED WARRANTY

### 4240 MIGHTY MITE

Plymouth 0-6-0 Diesel with Operating Headlight, Plug-Door Box Car, 3 Dome Tank Car, Caboose, Plug-In Terminal Track, Re-Railer Track, Instructions and UL Listed Power Pack.

Std. Pack 6

25" x 16"  
oval



### 4306 THE HIGHBALLER

Super 8-wheel drive EMD F9 Diesel with operating headlight, Mechanical Reefer, Steel Gondola with Gravel Load, 3-Dome Tank Car, Steel Caboose, Plug-in Terminal Track, Re-Railer Track, Instructions and UL listed Power Pack.

Std. Pack 6

25" x 16"  
oval



### 4251 THE DOCKSIDE FREIGHT

0-4-0 Steam Switcher, Steel Box Car, Steel Gondola with Gravel Load, 3-Dome Tank Car, Steel Caboose, Plug-in Terminal Track, Re-Railer Track, Instructions and UL listed Power Pack.

Std. Pack 6

25" x 16"  
oval



### 4406 LONG HAULER

Super 8-wheel drive EMD F9 Diesel with operating headlight, F9 "A" Unit Dummy, Gondola with Gravel Load, 51' Mechanical Reefer, Steel Mechanical Reefer, 3-Dome Tank Car, Stock Car, Steel Caboose, Plug-in Terminal, Re-Railer Track. Instructions and UL listed Power Pack.

Std. Pack 6

25" x 16"  
oval





## 4262 YARD BOSS

"USRA" 0-6-0 Switcher and Tender, 3-Dome Tank Car, 51' Plug-Door Box Car, Gondola with Gravel Load, Caboose, Plug-in Terminal Track, Re-Railer Track, Instructions and UL listed Power Pack.



Std. Pack 6

25" x 16" oval



## 4390 AMTRAK EXPRESS

Super 8-wheel drive EMD F9 Diesel with operating headlight, three 85' Full-Dome Passenger Cars, Plug-in Terminal Track, Re-Railer Track, Instructions and UL listed Power Pack.



Std. Pack 6

27" x 18" oval



## THE LOCAL

Super 8-wheel drive EMD F9 Diesel with operating headlight, Standard Combine, 2 Standard Coaches, Plug-in Terminal Track, Re-Railer Track, Instructions and UL listed Power Pack.

4351—Pennsylvania  
4356—Santa Fe (not shown)

Std. Pack 6

25" x 16" oval



## 4361 *Budd* METROLINER™

Super 8-wheel drive exclusive Metroliner™ Car with operating headlight, three Dummy "Metro" Cars, Plug-in Terminal Track, Re-Railer Track, Instructions and UL listed Power Pack.

Std. Pack 6

27" x 18" oval





## N SCALE ELECTRIC TRAIN SETS

ALL LOCOMOTIVES HAVE A LIFETIME LIMITED WARRANTY



### 4320 THE CHARGER

U36B Churned Diesel with Operating Headlight, Stock Car, Steel Gondola, 3 Dome Tank Car, 51' Plug Door Box Car, Caboose, 18 pc. Blinking Bridge and Trestle Set, Plug-In Terminal, Re-Railer Track, Instructions and UL Listed Power Pack.



The Blinking Bridge and Trestle Set for The new Bridge & Trestle Set features a cool warning light that levels equipment to any gauge track mounted on Bridge. Light per wheel 18 pieces.



Std. Pack 6 25" x 15" oval

### 4400 THE ROCK

U36B Diesel with Operating Headlight, Hi-Cube Box Car, 3-Dome Tank Car, 51' Plug Door Box Car, Open Quad-Hopper, 51' Flat Car with Trailers, Steel Gondola, Caboose... Operating Dual Crossing Gates... 31 Pc. Over and Under Bridge and Trestle Set, Plug-In Terminal Track, 12 Pcs. Curved Track, 4 Pcs. Straight Track, 1 Pc. Straight Re-railer Track, UL Listed Power Pack and Instructions.



Operating Dual Crossing Gates  
From approaches, both gates automatically close them when the train passes.



Std. Pack 6 Figure 8 41" x 30"

### 4401 EMPIRE BUILDER

Northern 4-8-4 Steam Locomotive and 52' Tender with operating headlight, Stock Car, 51' Mechanical Reefers, 3-Dome Tank Car, 51' Plug Door Box Car, 41' Flat Car, Steel Gondola, Wood Gondola with Gravel Load, Steel Caboose, Plug-In Terminal Track, Re-Railer Track, Instructions and UL Listed Power Pack.



Std. Pack 6 36" x 18" oval

# N SCALE ELECTRIC TRAIN SET

ALL LOCOMOTIVES HAVE A LIFETIME LIMITED WARRANTY



## 4404 THE OLD TIMER

American 4-4-0 Steam Locomotive and Tender, five authentic Old Time Cars...Box Car, Water Tank Car, Wood Gondola, Flat Car and Caboose—Plug-In Terminal Re-Railer Track, UL Listed Power Pack and Instructions.

Std. Pack 6

25" x 16"  
oval

**NEW**



## N SCALE OLD WEST CARS

1860 OLD WEST CARS  
The rolling stock in this series are scaled authentically from prototypes in use on our western railroads around 1860.

**NEW**



5560—34' Union Pacific Box Car



5561—34' Central Pacific Box Car



5562—34' U.P. Flat Car with Stakes



5563—34' C.P. Flat Car with Stakes



5568—21' 4 W Union Pacific Caboose



5564—34' Union Pacific Gondola



5565—34' Central Pacific Gondola



5566—34' U.P. Water Tank Car



5567—34' C.P. Water Tank Car



5569—21' 4 W Central Pacific Caboose



5570—47' Union Pacific Combine



5571—47' Central Pacific Combine



5572—47' Union Pacific Coach



5573—47' Central Pacific Coach

## N SCALE OPERATING ACCESSORIES



Last year we projected a surge in N Scale activity. Our set and Operating Accessories sales results confirmed that assumption. So why not expand the line? O.K.



**89' TRI-LEVEL CAR TRANSPORTER**  
Comes with 15 autos  
**5810**—Santa Fe    **5811**—Penn Central



**7550 BRIDGE AND TRESTLE SET**  
31 pcs./Box  
**7551** Bridge and Trestle Set 15 pcs./Box (not shown)



**7552 DUAL CROSSING GATES**  
Train approaches, both gates automatically lower...then raise when train passes...4½" straight track included.



**7554 BLINKING BRIDGE & TRESTLE SET**  
18 pc. Trestle set comes with an exciting Blinking Bridge. 4½" track mounted on bridge. Light pre-wired.



**7560 "ELECTRONIC" DIESEL HORN IN OIL TANK**  
Press the button for authentic diesel sound.



**7561 "BLINKING" OIL STORAGE TANK**  
Highly detailed Oil Storage Tank warns approaching aircraft with its own flashing light.



## N SCALE LOCOMOTIVES

ALL LOCOMOTIVES HAVE A LIFETIME LIMITED WARRANTY

### NORTHERN 4-8-4 & 52' TENDER WITH OPERATING HEADLIGHT

4784—Burlington



4786—Santa Fe



4789—Reading



### AMERICAN 4-4-0 & TENDER

4750—Union Pacific #119



4751—Central Pacific "Jupiter"



### USRA 0-6-0 SWITCHER & SLOPE TENDER

4806—Pennsylvania



4807—Santa Fe



### PRAIRIE 2-6-2 & TENDER

4815—New York Central



4816—Union Pacific



### DOCKSIDER 0-4-0 SWITCHER



4731—B&O

4733—Santa Fe

### PLYMOUTH 0-6-0 SWITCHER



4791—Burlington

4792—Santa Fe



4761—Amtrak Metroliner

4771—Amtrak Metroliner Dummy (not shown)

### CONSOLIDATION 2-8-0 & TENDER

4820—Santa Fe



4821—Reading



4824—Great Northern



### EMD GP40 DIESEL

4601—Southern Pacific



4603—Burlington



4606—Santa Fe



4609—Burlington Northern



4623—Burlington Dummy (not shown)

4626—Santa Fe Dummy (not shown)

### EMD F9 DIESEL

4646—Santa Fe



4652—Pennsylvania Passenger Red



4656—Cheslie



4659—Amtrak



4666—Santa Fe Dummy (not shown)

### GE U36B DIESEL

4672—Santa Fe



4676—Cheslie



4681—Rock Island



4682—Southern Pacific



4683—Chrome Santa Fe (not shown)

# N SCALE ROLLING STOCK

41' MECHANICAL STEEL REEFER  
5019—Assortment

Union Pacific



Iowa Beef Packers



Transport Leasing



Fruit Growers Express



41' STEEL BOX CAR  
5079—Assortment

Louisville and Nashville



New York Central



Rock Island



Denver and Rio Grand



41' OPEN QUAD OFFSET HOPPER  
5099—Assortment

Pennsylvania



Lehigh Valley



Minneapolis and St. Louis



Peabody



41' CHEMICAL TANK CAR  
5119—Assortment

Celene



Dow



Hocker



Bakelite



42' 3-DOME TANK CAR  
5439—Assortment

Penwalt



Shell



Mobilgas



Union



56' CENTER-FLOW HOPPER  
5539—Assortment

Shippers Car



Santa Fe



Baltimore and Ohio



Penn Central



47' COVERED 70-TON HOPPER  
5499—Assortment

Baltimore and Ohio



Wabash



Avion



Great Northern



41' WOOD SIDE BOX CAR  
5599—Assortment

Manlie & Western



Central Vermont



Chicago and Illinois Midland



Wabash



42' WOOD-BRACED GONDOLA  
5639—Assortment

Monon



Southern



41' WOOD STOCK CAR  
5059—Assortment

Union Pacific



Great Northern



42' STEEL GONDOLA  
5179—Assortment

Union Pacific



CP Rail



36' WIDE VISION CABOOSE  
5719—Assortment

Santa Fe



Cheslie





41' HI-CUBE BOX CAR SMOOTH SIDES  
5139—Assortment  
Burlington



Illinois Central



Rio Grande



Union Pacific



41' HI-CUBE BOX CAR OUTSIDE  
BRACED 5159—Assortment  
Baltimore and Ohio



Penn Central



Seaboard



Southern Pacific



41' "OLD TIME" WOOD REEFER  
5199—Assortment

Kahn's



Gerber's



State of Maine



Kraft



36' STEEL CARBOUSE  
WITH OFF-CENTER CUPOLA  
5419—Assortment  
Burlington



Santa Fe



Cheslet



IC Gulf



51' STEEL PLUG-DOOR BOX CAR  
5479—Assortment  
Penn Central



Santa Fe



Chesapeake and Ohio



51' MECHANICAL STEEL REEFER  
5479—Assortment  
Pacific Fruit Express



Santa Fe



Swift



5519—52' DEPRESSED-CENTER  
FLAT CAR WITH MISSILE LOAD  
Louisville and Nashville



51' FLAT CAR WITH LOADS  
5599—Assortment

Sealand Containers



U. S. Lines



Cable Reel Car



65' STANDARD COMBINE

LIGHTED  
5601—Pennsylvania  
5603—Santa Fe  
NOT LIGHTED  
5621—Pennsylvania  
5623—Santa Fe



65' STANDARD COACH

LIGHTED  
5611—Pennsylvania  
5613—Santa Fe  
NOT LIGHTED  
5631—Pennsylvania  
5633—Santa Fe

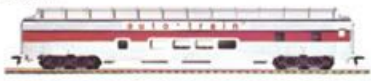


5660—76' AUTO-TRAIN® DOUBLE-DECK AUTO TRANSPORTER



85' FULL-DOME PASSENGER CARS

5652—Auto-Train®



5653—Amtrak



5654—Santa Fe



- Super detailed
- Weighted with low center of gravity
- Metal wheels
- Automatic couplers
- Authentic railroad colors
- Micro Printing



7001—Figure Assortment Set #1  
(12 pieces)



7002—Figure Assortment Set #2  
(12 pieces)



7003—Signal Bridge with Six  
Block Signals (7 pieces)



7005—Animal Set #1 Cows and  
Horses (12 pieces)



7006—Telephone Poles  
(24 pieces)



7010—Automobile Set #1  
(8 pieces)



7011—Motor Truck Set #1  
(4 pieces)



7012—Construction Set #1  
(3 pieces)



7018—Construction Set #2  
(3 pieces)



7019—Motor Truck Set #2  
(4 pieces)



7020—Automobile Set #2  
(8 pieces)



7022—Road Crossings  
(3 pieces)



## SWITCHES

- 7651—Manual Switch 8" Radius—Left
- 7652—Manual Switch 8" Radius—Right
- 7661—Electric Switch 8" Radius w/ Lighted  
Controller—Left
- 7662—Electric Switch 8" Radius w/ Lighted  
Controller—Right
- 7666—Electric Switch 19" Radius w/ Lighted  
Controller—Left
- 7667—Electric Switch 19" Radius w/ Lighted  
Controller—Right

Electric switches have Lighted Controllers.


## TRACK

- 7510—Flexible 29" (24 pcs./Box)
- 7602—8" Radius Curved 45° (8 pcs./Card)
- 7606—9" Radius Curved 45° (8 pcs./Card)
- 7611—9" Straight (4 pcs./Card)
- 7612—4½" Straight (6 pcs./Card)
- 7618—4½" Straight Re-Railer (2 pcs./Card)
- 7657—90° Crossing

**Terminal Track**  
With "Simplimatic" Plug-in Wiring  
7622—4½" Straight Terminal with Plug & Wire

## POWER PACK

- 6605—  
Printed Circuit  
Circuit Breaker  
UL Listed



# N SCALE FULLY ASSEMBLED AND DECORATED BUILDINGS



It's hard to imagine how finely detailed our N Scale buildings are until you see them. Since it would take a watchmaker to assemble them, we have done that job for your customers. Each building is fully colored, set-up and ready to use. And we make it easy for your customers to see all that precision work by presenting the line in our bright, new, see-through visual packaging.



7310—Water Tank with Figure



7311—Coaling Station with Figures



7312—Farm House with Figures



7313—Two Story House with Porch, Figures & Car



7314—New England Ranch with Figures



7315—Country Church with Figure



7404—Shell Gas Station



7405—Jiffy Car Wash



7406—Platform Station



7407—Freight Station



7408—Passenger Station



7409—Contemporary House






# BACHMANN MINI-PLANES

## FREE... COUNTER DISPLAY WITH SIX MOUNTED PLANES!

This full color display is packed with each 72 piece Mini-Plane® assortment. With six actual Mini-Planes® on view it makes an attractive point of purchase sales tool. 6 each of 12 different planes per assortment with Free 11" x 14" counter display. Standard Pack — one carton. 8600 — 72-Piece Mini-Plane® Assortment



1. P-40 Flying Tiger Length 31 9/16 in. Speed 303 m.p.h.  
Wingspan 37 1/2 in. Scale 1:140  
Height 22 8/16 in.



2. Messerschmitt ME-109 Length 27 1/8 in. Speed 377 m.p.h.  
Wingspan 57 1/8 in. Scale 1:140  
Height 7 9/16 in.



04. F-104 Starfighter Length 34 1/8 in. Speed 1,480 m.p.h.  
Wingspan 27 1/8 in. Scale 1:20  
Height 18 1/8 in.



6. B-17 Flying Fortress Length 103 1/8 in. Speed 300 m.p.h.  
Wingspan 103 1/8 in. Scale 1:250  
Height 19 1/8 in.



14. B-25 Mitchell Length 53 1/8 in. Speed 303 m.p.h.  
Wingspan 67 1/2 in. Scale 1:90  
Height 14 1/8 in.



15. C-47 Constellation Length 53 1/8 in. Speed 425 m.p.h.  
Wingspan 80 1/2 in. Scale 1:140  
Height 14 1/8 in.



16. Spitfire of St. Louis Length 27 1/8 in. Speed 124 1/2 m.p.h.  
Wingspan 40 1/8 in. Scale 1:90  
Height 9 1/8 in.



17. Fokker D8R-4 Length 74 1/8 in. Speed 115 m.p.h.  
Wingspan 120 1/8 in. Scale 1:90  
Height 9 1/8 in.



20. Sopwith Camel Length 18 1/8 in. Speed 121 m.p.h.  
Wingspan 27 1/8 in. Scale 1:90  
Height 8 1/8 in.



26. P-51 Mustang Length 37 1/8 in. Speed 1,980 m.p.h.  
Wingspan 40 1/8 in. Scale 1:140  
Height 18 1/8 in.



33. Fokker D-VII Length 22 1/8 in. Speed 116 m.p.h.  
Wingspan 29 1/8 in. Scale 1:200  
Height 9 1/8 in.



35. Boeing P-4E Length 23 1/8 in. Speed 635 m.p.h.  
Wingspan 19 1/8 in. Scale 1:605  
Height 6 1/8 in.



36. Boeing F4U Length 20 1/8 in. Speed 184 m.p.h.  
Wingspan 31 1/8 in. Scale 1:100  
Height 9 1/8 in.



37. Kitty Hawk Length 19 1/8 in. Speed 42 m.p.h.  
Wingspan 40 1/8 in. Scale 1:100  
Height 7 1/8 in.



39. B-24D Liberator Length 66 1/8 in. Speed 303 m.p.h.  
Wingspan 110 1/8 in. Scale 1:140  
Height 17 1/8 in.



42. Curtiss P-4E Hawk Length 23 1/8 in. Speed 197 m.p.h.  
Wingspan 31 1/8 in. Scale 1:100  
Height 10 1/8 in.



**93. Kingfisher**  
Length 33 ft. 7 in. Speed 171 m.p.h.  
Wingspan 25 ft. 2 1/2 in. Scale 1:160  
Height 14 ft. 8 in.



**94. Bell UH-1H Iroquois**  
Length 39 ft. 4 in. Speed 180 m.p.h.  
Rotor Diameter 44 ft. Scale 1:250  
Height 12 ft. 4 1/2 in.



**95. Blue Angel**  
Length 56 ft. 3 in. Speed 1,584 m.p.h.  
Wingspan 38 ft. 3 in. Scale 1:125  
Height 16 ft. 3 in.



**96. P-281 Thunderbolt**  
Length 64 ft. 6 in. Speed 1,990 m.p.h.  
Wingspan 34 ft. 1 1/2 in. Scale 1:240  
Height 19 ft. 8 in.



**97. Northrop T38 Talon "Thunderbolt"**  
Length 44 ft. 2 in. Speed Over 700 m.p.h.  
Wingspan 25 ft. 3 in. Scale 1:125  
Height 12 ft. 10 in.



**98. B-58 Hustler**  
Length 96 ft. 9 in. Speed 1,524 m.p.h.  
Wingspan 56 ft. 10 in. Scale 1:260  
Height 29 ft.



**99. Douglas A-4 Skyhawk**  
Length 29 ft. 4 in. Speed 690 m.p.h.  
Wingspan 27 ft. 5 in. Scale 1:125  
Height 15 ft.



**102. P-47D Thunderbolt**  
Length 36 ft. 1 in. Speed 429 m.p.h.  
Wingspan 40 ft. 9 in. Scale 1:160  
Height 14 ft. 2 in.



**103. P-38 Lightning**  
Length 37 ft. 10 in. Speed 390 m.p.h.  
Wingspan 52 ft. Scale 1:160  
Height 12 ft. 10 in.



**95. Conquester**  
Length 20 ft. 9 in. Speed Mach 20  
Length 83 ft. 10 in. Scale 1:600  
Height 27 ft. 1 in.



**64. Douglas Skyraider**  
Length 38 ft. 5 in. Speed 325 m.p.h.  
Wingspan 50 ft. Scale 1:160  
Height 12 ft.



**66. Lockheed C-130 Hercules**  
Length 97 ft. 9 in. Speed 388 m.p.h.  
Wingspan 83 ft. 7 in. Scale 1:400  
Height 38 ft. 4 in.



**93. Hindenburg**  
Length 604 ft. Engines Four 1,320-hp. diesels  
Diameter 125 ft. Payload 7,062,500  
Fuel Load 2,000 tons Speed 80 knots  
Rate of Hydrogen Scale 1:280



**94. TBM Avenger**  
Length 54 ft. 2 in. Speed 267 m.p.h.  
Wingspan 60 ft. Scale 1:160  
Height 16 ft. 5 in.



**94. Bristol FB5 Fighter**  
Length 25 ft. 10 in. Speed 113 m.p.h.  
Wingspan 39 ft. 3 in. Scale 1:120  
Height 9 ft. 9 in.



**65. Boeing B-29 Superfortress**  
Length 98 ft. 2 in. Speed 330 m.p.h.  
Wingspan 141 ft. 3 in. Scale 1:580  
Height 29 ft.



**95. P-51 Mustang**  
Length 32 ft. 3 in. Speed 437 m.p.h.  
Wingspan 27 ft. Scale 1:150  
Height 7 ft. 8 in.



**95. North American Rockwell B-1**  
Length 150 ft. Engines Four GE turbofans  
Wingspan 156 ft. Swept 78 ft. Twice speed of sound  
Forward 135 ft. Scale 1:400



**92. Boeing Clipper**  
Length 195 ft. Speed 199 m.p.h.  
Wingspan 156 ft. Scale 1:450  
Height 19 ft.



**83. Space Shuttle**  
Length 122 ft. 2 1/2 in. Speed 17,450 m.p.h.  
Wingspan 78 ft. 10 in. Scale 1:560  
Height 56 ft. 8 in.



## REPRESENTATIVES

### NORTHEAST

Krotman & Berke  
1107 Broadway  
Room 1204  
New York, New York 10010  
(212) 691-3030

### SOUTHEAST

Buck Bailes  
P.O. Box 11172  
Charlotte, North Carolina 28209  
(803) 831-1799

### OHIO, MICHIGAN, WESTERN PENNSYLVANIA, WESTERN NEW YORK & KENTUCKY

Hubert B. Stern Associates  
1463 Warrensville Center Road  
Cleveland, Ohio 44121  
(216) 381-9466

### MINNESOTA & THE DAKOTAS

Kurlon Sales Company  
430 South Hamline  
St. Paul, Minnesota 55105  
(612) 698-0700

ILLINOIS, WISCONSIN,  
INDIANA, MISSOURI,  
KANSAS, IOWA & NEBRASKA  
Perlmutter Assoc.  
3000 W. Dundee Rd., Suite 102  
Northbrook, Illinois 60062  
(312) 480-0340

TEXAS, OKLAHOMA,  
ARKANSAS & LOUISIANA  
Harold Chapman Associates  
724 World Trade Center  
Dallas, Texas 75258  
(214) 747-6557

COLORADO, UTAH,  
ARIZONA, MONTANA,  
IDAHO, WYOMING,  
NEW MEXICO, NEVADA &  
EL PASO, TEXAS  
Phillip-Johnson Company  
1330 Leyden Street  
Denver, Colorado 80220  
(303) 321-2822

### CALIFORNIA

Sandy Walkes Sales, Inc.  
9000 Wilshire Boulevard #329  
Beverly Hills, California 90212  
(213) 274-7278

### WASHINGTON, OREGON, ALASKA & HAWAII

Edward Rinck Associates  
9318 N.E. 9th Street  
Vancouver, Washington 98664  
(206) 256-2340

### PREMIUMS/SPECIAL MARKETS

Rock Tripodi  
P.O. Box 157  
El Toro, California 92630  
(714) 770-0028

CANADA  
D.M.A. INT. LTD.  
5700 Cote de Liesse  
Montreal, H4T 1B1  
(514) 735-5551

### MILITARY REPRESENTATIVE

Pamco Enterprises  
P.O. Box 5585  
Virginia Beach, Virginia 23455  
(804) 499-8595

NATIONAL SALES OFFICE: B & B Marketing, Inc., 11 Sayer Avenue, Cherry Hill, New Jersey 08002 • (609) 665-2550

## ALL BACHMANN LOCOMOTIVES HAVE A LIFETIME LIMITED WARRANTY

Bachmann Bros., Inc. will remedy any defect or malfunction occurring in the locomotive within the lifetime of the purchaser. This warranty does not extend to defects or malfunctions which are caused by damage (not resulting from the defect or malfunction) while the locomotive is in the possession of any consumer, or by unreasonable use (including failure to provide proper lubrication) while the locomotive is in the possession of any consumer.

This warranty is given in lieu of all other express warranties. All implied warranties, including but not limited to implied warranties of fitness and merchantability, shall expire one year from the date of purchase. Some states do not allow limitations on how long an implied warranty lasts, so the above limitation may not apply to you.

Under no circumstances shall Bachmann Bros., Inc. be responsible for any incidental or consequential damages arising in regard to any Bachmann Bros., Inc. locomotive. Some states do not allow the exclusion or limitation of incidental or consequential damages, so the above limitation or exclusion may not apply to you.

In order to validate this warranty, the Owner Registration Card enclosed in your set must be completed and mailed within ten (10) days after purchase of the locomotive to Bachmann Bros., Inc., 1400 East Erie Avenue, Philadelphia, Pa. 19124.

If warranty service is required within one year from date of purchase, please send the locomotive, postage prepaid, to Bachmann Bros., Inc., 1400 East Erie Avenue, Philadelphia, Pennsylvania 19124. Also, please write a letter explaining the nature of your difficulty and enclose it with the locomotive.

If warranty service is required after more than one year from date of purchase, please send the locomotive, postage prepaid, with a check or money order for \$3.00 to cover return postage and handling, to Bachmann Bros., Inc., 1400 East Erie Avenue, Philadelphia, Pennsylvania 19124. Also, please write a letter explaining the nature of your difficulty and enclose it with the locomotive.

At the option of Bachmann Bros., Inc., the locomotive will be either repaired or replaced, except that if both repair and replacement are not practicable, then a refund of the purchase price will be made.

This warranty gives you specific legal rights, and you may also have other rights which vary from state to state.

In the event you have any questions concerning use and care of the locomotive or any complaints concerning service, please write: BACHMANN BROS., INC., 1400 East Erie Avenue, Philadelphia, Pennsylvania 19124.