


BACHMANN TRAINS and HOBBIES 1976



Bachmann means quality in model railroading and hobby products

Since Bachmann Bros. was founded in 1833 we have produced the finest products and our model hobby lines are no exception. We are the undisputed leader for quality in the field and we invite you to compare our models with those of our competitors. Bachmann has pioneered with the eight-wheel drive locomotive among other imaginative engineering developments. We alone have had the confidence to offer the lifetime limited warranty on all of our locomotives. As you will see with The Great Iron Horse Train Robbery™ on pages four and five, we are still in the lead . . . this time with the most innovative model railroading invention ever!

Bachmann exclusives . . .

Bachmann has many exclusives to its credit. Perhaps most noteworthy is the Simplimatic Wiring System shown on the opposite page. Only Bachmann has the Budd Company Metroliner™ and the Auto-Train™, now in both HO and N scale. Also solely with Bachmann are the Collector's Bicentennial set and the 4-8-4 locomotive as well as many other items throughout the catalog.

All Bachmann locomotives have a lifetime limited warranty . . .

The warranty applies equally to HO scale locomotives and N scale locomotives whether "eight-wheel geared drive" or "geared wheel drive."

**Delrin NMRA
automatic couplers**

Lifetime limited warranty on all Bachmann locomotives

BACHMANN BROS., INC. will remedy any defect or malfunction occurring in the locomotive within the lifetime of the purchaser. This warranty does not extend to defects or malfunctions which are caused by damage just resulting from the defect or malfunction while the locomotive is in the possession of any consumer, or by unreasonable use (including failure to provide proper lubrication) while the locomotive is in the possession of any consumer.

THIS WARRANTY IS GIVEN IN LIEU OF ALL OTHER EXPRESS WARRANTIES. ALL IMPLIED WARRANTIES, INCLUDING BUT NOT LIMITED TO IMPLIED WARRANTIES OF FITNESS AND MERCHANTABILITY, SHALL EXPIRE ONE YEAR FROM THE DATE OF PURCHASE. UNDER NO CIRCUMSTANCES SHALL BACHMANN BROS., INC. BE RESPONSIBLE FOR ANY CONSEQUENTIAL DAMAGES ARISING IN REGARD TO ANY BACHMANN BROS., INC. LOCOMOTIVE.

In order to validate this warranty, the Owner Registration Card enclosed in your set must be completed and mailed within ten (10) days after purchase of the locomotive.

10 Bachmann Bros., Inc., 1400 East Erie Avenue, Philadelphia, Pennsylvania 19124.

If warranty service is required within one year from date of purchase, please send the locomotive, postage prepaid, to Bachmann Bros., Inc., 1400 East Erie Avenue, Philadelphia, Pennsylvania 19124. Also, please write a letter explaining the nature of your difficulty and enclose it with the locomotive.

If warranty service is required after more than one year from date of purchase, please send the locomotive, postage prepaid, with a check or money order for \$1.00 to cover return postage and handling, to Bachmann Bros., Inc., 1400 East Erie Avenue, Philadelphia, Pennsylvania 19124. Also, please write a letter explaining the nature of your difficulty and enclose it with the locomotive.

In the event you have any questions concerning use and care of the locomotive or any comments concerning service, please write:

BACHMANN BROS., INC.
1400 East Erie Avenue
Philadelphia, Penna. 19124





8-wheel drive locomotives

on all except the U38E, F7 and locomotives with four or six wheels

Micro printing


... as used in printing watch dials

Authentic detailing

We take great pride in close detailing. The under side of the box car reveals our great concern with authenticity.

Operating head and/or cab light

On all locomotives except the N scale Steam Switcher



RP-25 wheels on Delrin trucks

"Simplimatic" plug-in wiring


Our exclusive plug-in wiring means no more stripping, no screwdrivers and no crossed wires.

Railroad colors

Painted colors —based on careful research of the specifications made for the prototype units.

NOTE: shown here are full size color photographs of HO scale products. The same quality features apply to N scale products.

Low center of gravity weighted cars



A New Wild West Action Adventure



THE GREAT IRON HORSE TRAIN ROBBERY

A re-enactment of the first train robbery in Verdi, Nevada in the year 1876, The Great Iron Horse Train Robbery™ by Bachmann, combines a bit of history with the most exciting model railroad action adventure ever invented!

- ★ Authentic "JUPITER" 4-4-0 loco and tender
- ★ Exploding car ★ Special trap door car
- ★ Large 9" x 10" action module



1 Train steams around bend while robbers hide, out of sight. Operator sets mystery rock for action!



2 Rubber dolly drops from overhead tracks into open trap door in tender car of the train.



3 Train backs up and two cars are unspooled. Engineer takes the jupiter into town for the sheriff.




4 Operator presses plunger and the train

in Bachmann

HO
SCALE

NATIONALLY
ADVERTISED



BACHMANN
EXCLUSIVE

ON HORSE TRAIN ROBBERY!

Set number 1870

- ★ Uncoupling ramp and re-railer track
 - ★ Large 45" x 36" deluxe oval of track
 - ★ UL listed power pack
 - ★ Moving cowboys
 - ★ "Simplimatic" plug-in wiring system
 - ★ Complete storybook and instruction manual
- Lifetime limited warranty on locomotive!



1 The exploding car opens up as if exploding.



5 Four more robbers come out from hiding and get the gold box from the safe inside the open car.



6 The robbers speed away, leaving the empty safe by the side of the track.

*See page 2 for full details.



electric train sets
—featuring the superior Bachmann
locomotive with its lifetime
limited warranty*

*See page 2 for full details.



36" circle
of track

Santa Fe 0307
Burlington Northern
Chicago 0310
Chicago 0316

The Diesel Hustler with Accessories

Set includes the F7 diesel with operating headlight, steel box car, steel gondola with gravel load, open quad steel hopper, steel caboose, 24 street signs, 12 telephone poles, terminal re-railer track, instructions and power pack (UL listed) with direction and speed controls.



36" circle
of track

Pennsylvania
Santa Fe 0162
Santa Fe 0168

The Saddle Tank Freight

Set includes the Saddle Tank 0-6-0 steam switcher with operating headlight, open quad offset hopper, steel box car, steel caboose, "Simplimatic" plug-in terminal re-railer track, instructions and power pack (UL listed) with direction and speed controls.



36" circle
of track

Norfolk and
Western 0245

Collector's Bicentennial Set **BACHMANN EXCLUSIVE**

Set includes U33B diesel with operating headlight, four commemorative box cars as shown, wide vision caboose, "Simplimatic" plug-in terminal re-railer track, instructions and power pack (UL listed) with direction and speed controls.





36" circle
of track

Seaboard Coast
Line 0240

The Spirit of '76 Set

Set includes super 8-wheel drive exclusive U36B diesel with operating headlight, hi-cube box car, steel gondola with gravel load, 51' flat car with load, 3-dome tank car, steel caboose, "Simplimatic" plug-in terminal re-railer track, instructions and power pack (UL listed) with direction and speed controls.



45" x 36"
oval
of track

Amtrak
Santa Fe 0260
0261

The Amtrak Express

Set includes super 8-wheel drive exclusive F9 diesel with operating headlight, three 85' full-dome passenger cars, "Simplimatic" plug-in terminal re-railer track, instructions and power pack (UL listed) with direction and speed controls.



36" circle
of track

Union Pacific 1660
Central Pacific 1661

NEW—Old West Overland Freight

This historic set includes the 4-4-0 Steam locomotive with operating headlight, tender, and five authentic old west cars: gondola, flat car, box car, water tank car and caboose . . . plus "Simplimatic" plug-in terminal re-railer track, instructions and power pack (UL listed) with direction and speed controls.



45" x 36"
oval
of track

Auto-Train™ 0290

auto-train™

**BACHMANN
EXCLUSIVE**

Includes super 8-wheel drive exclusive U36B diesel with operating headlight, two 85' full-dome passenger cars, 76' auto double deck transporter, "Simplimatic" plug-in terminal re-railer track, instructions and power pack (UL listed) with direction and speed controls.







36" circle
of track

Santa Fe

0275

Railroad City BACHMANN EXCLUSIVE

GP40 DIESEL with 5 CARS and 6 EXCITING PLASTICVILLE ACCESSORIES

Set includes super 8-wheel drive exclusive GP40 Diesel with operating headlight, steel box car, steel gondola with gravel load, open quad steel hopper, 51' flat car with load, steel caboose, "Simplimatic" plug-in terminal re-railer track, instructions and power pack (UL listed) with direction and speed controls, signal bridge, suburban station, freight station, coaling station, switch tower and 24-piece railroad and street sign assortment.



45" x 36"
oval
of track

Amtrak

0270

The Budd *Metroliner* BACHMANN EXCLUSIVE

Set includes super 8-wheel drive exclusive powered car with operating headlight, 3 dummy "Metro" cars, "Simplimatic" plug-in terminal re-railer track, instructions and power pack (UL listed) with direction and speed controls.



87" x 40"
figure "8"
of track

Reading
Santa Fe

0290
0291

NEW—The Workhorse Freight BACHMANN EXCLUSIVE

WITH REALISTIC SMOKE

Set includes super 8-wheel drive Consolidation 2-8-0 steam locomotive and tender with operating headlight and realistic smoke, 51' flat car with load, 3-dome tank car, 51' plug-door box car, open quad hopper with gravel load, 57' covered steel coil car, steel caboose, "Simplimatic" plug-in terminal re-railer track, instructions and power pack (UL listed) with direction and speed controls and a 36-piece accessory assortment of street signs and telephone poles.

The large elongated figure-eight of track has thirty pieces including a 90° crossing.





locomotives... all Bachmann locomotives have a lifetime limited warranty*... superb detail, die-cast chassis, geared drive and operating headlights

*See page 2 for full details

NEW— Northern 4-8-4... a Bachmann Exclusive

0660 Santa Fe \$58.00
0661 Union Pacific (not shown) \$8.00



NEW— Old West 4-4-0

0670 Central Pacific "Jupiter" \$39.00



NEW— Consolidation 2-8-0... a Bachmann Exclusive

0650 Reading \$48.00
0651 Santa Fe (not shown) \$8.00



0671 Union Pacific R. R. \$39.00



Budd Metroliner... a Bachmann Exclusive

1300 Amtrak (powered) \$39.00 SUPER 3-WHEEL DRIVE
1301 Amtrak (dummy) 12.00



EMD F7 Diesel

0707 Santa Fe \$14.00



U33B Diesel

0720 Seaboard Coast Line \$18.00



0721 C B & Q \$18.00



0722 Santa Fe Blue \$18.00



0723 Norfolk and Western Bicentennial \$20.00



Saddle Tank 0-6-0

0612 Pennsylvania \$18.00



0616 Santa Fe \$18.00



0710 Burlington Northern \$14.00



0716 Chessie \$14.00



Plymouth 0-6-0 Diesel

0604 Burlington \$13.00



0606 Santa Fe \$13.00



U36B Diesel**... a Bachmann Exclusive**

SUPER 8-WHEEL DRIVE

0620 Seaboard Coast Line \$24.00



0621 I C Gulf \$22.00



0622 Asto-Train™ \$22.00



0626 Chessie \$22.00

**EMD GP40 Diesel... a Bachmann Exclusive**

SUPER 8-WHEEL DRIVE

0561 Penn Central \$22.00



0564 C B & Q \$22.00



0567 Santa Fe \$22.00



0570 Burlington Northern \$22.00



0571 I C Gulf \$22.00



0576 Chessie \$22.00



0577 Santa Fe Blue \$22.00



0578 D & R G W \$22.00

**EMD F9 Diesel... a Bachmann Exclusive**

SUPER 8-WHEEL DRIVE

0507 Santa Fe \$18.00



0510 Burlington Northern \$18.00



0511 I C Gulf \$18.00



0516 Chessie \$18.00



0517 Santa Fe Blue \$18.00



0518 D & R G W \$18.00



0519 Antrak \$18.00

**Dummies**

F9	\$6.00 each
0521 Penn Central	0527 Santa Fe
0522 Pennsylvania	0531 I C Gulf
0524 C B & Q	0535 C P Rail
0525 G N	0536 Chessie
0526 Union Pacific	
GP40	\$11.00 each
0581 Penn Central	0585 Union Pacific
0582 Pennsylvania	0587 Santa Fe
0584 C B & Q	0595 C P Rail
0585 G N	
U36B	
0640 Seaboard Coast Line (Spirit of '76)	\$12.00
0641 I C Gulf	11.00
0642 Asto-Train™	11.00

47' Steel Box Car **\$3.00**

0918 Assortment
0901 Chesapeake and Ohio



0904 Illinois Central



0905 Reading



0915 CP Rail



0917 Canadian National



57' Mechanical Steel Reefer **\$3.50**

1120 Assortment
1102 Santa Fe



1123 Swift



1125 Seaway



1126 CN Wild



Now available, two additional
Bicentennial BOX CARS:
1205 Independence Hall
1206 Thomas Jefferson

42' 3 Dome Tank Car **\$3.50**

0909 Assortment
0901 Magnolia



0902 Shell



0924 Mobilgas



0908 CP Rail



51' Steel Plug-Door Box Car **\$3.50**

1100 Assortment
1141 Chesapeake and Ohio



1144 Illinois Central



1140 Santa Fe



1146 CP Rail



57' Depressed Center Flat Car with Wreath Load **\$4.00**

1205 U.S.A.F.



57' Covered Steel Cool Car **\$3.50**

1223 Pittsburgh & Lake Erie



47' Steel Gondola with Gravel Load **\$3.00**

0909 Assortment
0901 CS&Q



0942 Wabash



0945 Pittsburgh & Lake Erie



0940 Southern



0905 CP Rail



51' Flat Car with Loads **\$4.00**

1100 Assortment
1101 Seaward



1160 Bicentennial



1171 US Lines



1172 Bicentennial



1181 Santa Fe



42' 200 Ton Flat—16 Wheels **\$3.50**

0976 Assortment
0901 Penn Central



0982 Louisville and Nashville



0983 New Haven



0984 Great Northern



0985 Norfolk and Western



0986 Santa Fe



47' Hi-Cube Box Car **\$3.00**

1203 Missouri Pacific



1204 Union Pacific



NEW

87' To-Go! Car Center **\$18.00**

with Cars
1204 Penn Central



1205 Santa Fe



- DELRIN RP-25 WHEELS
- DELRIN NMFA AUTOMATIC COUPLERS

- AUTHENTIC RAILROAD COLORS
- MICRO PRINTING

30' Steel Caboose
with CP Center Coupler
Assortment
1099 Assortment
1092 Pennsylvania

\$3.50



30' Center Flow Hopper
1018 Assortment
1021 Enjay Plastics

\$4.00



42' Open Quad
Chisel Hopper
1026 Assortment
1021 Louisville and Nashville

\$3.00



30' Wide Vision Caboose
1025 Assortment
1062 Reading

\$3.50



0984 Burlington



1000 Shell Oil



1002 Lehigh Valley



1022 Erie-Lackawanna
(not shown)
1063 Lehigh Valley



1004 DuPont Plastics



1025 Missouri-Kansas-
Texas



1067 Santa Fe



0998 Union Pacific



1016 CP Rail



1026 CP Rail



1060 Burlington
Northern



0985 Canadian
National



41' Wood Stock Car
1236 Assortment
1232 Chicago and Northwestern

\$3.00



70' Auto-Train® Auto
Double Stock Transporter

\$7.00



1063 Bicentennial



0992 Spirit of '76



1233 Great Northern



80' Full-Dome
Passenger Car
1263 Auto-Train®

\$10.00



1067 Chesapeake and
Ohio



0983 Norfolk and
Western



1235 Santa Fe



1264 Amtrak



51' Bicentennial Box Car
1266 Assortment
1261 Declaration of Independence

\$4.00



0993 Penn Central
0997 Santa Fe
0998 Burlington Northern
0991 Seaboard Coast Line
0994 Bicentennial

1236 Union Pacific



1265 Santa Fe



1062 Liberty Bell



NEW... Old West freight cars
\$4.00 each

1412 Gondola—U.P.



1413 Water Tank Car—U.P.

1418 Water Tank Car—C.P.



1060 George
Washington



1411 Flat Car—U.P.
1416 Flat Car—C.P.



1410 Box Car—U.P.

1415 Box Car—C.P.



1414 Caboose—U.P.

1419 Caboose—C.P.



1064 Benjamin
Franklin



HO GAUGE track

Straight track

1710	Flexible Track 36"	\$1.40
1711	3" Straight Track	35¢
1712	6" Straight Track	35¢
1713	9" Straight Track	35¢
1714	12" Straight Track	35¢
1716	Lighted Bumper	
1729	3" Track	\$2.00
	9" Straight Re-Railer Track	1.00

Curved track

1701	18" Radius Curved Track	35¢
1702	18" Radius Curved Track 1/2 Section	35¢
1703	18" Radius Curved Track 1/3 Section	35¢
1706	22" Radius Curved Track	40¢
1707	15" Radius Curved Track	40¢

Crossings

1755	32" Crossing	\$3.70
1756	45" Crossing	3.70
1757	60" Crossing	3.70
1758	90" Crossing	3.70

Terminal tracks

1720	9" Straight Terminal with Plug and Wire	\$1.20
1721	Terminal Plug only with Wire Leads	35¢
1722	18" Radius Curved Terminal with Plug and Wire	\$1.20
1724	18" Radius Terminal Re-Railer Track	1.40
1726	9" Straight Terminal Re-Railer Track	1.40

HO SCALE Plasticville, U.S.A.® highway systems

NEW—perfect for all HO scale layouts **BACHMANN EXCLUSIVE**

Easy to cut and trim and ready to paint and decorate, Highway System enables you to make many combinations of straights, curves and intersections in perfect scale to your HO layout. Complete with sidewalk.

2351	10" Straight (8 pieces)	\$3.00
2352	6 1/2" Curved (8 pieces)	3.00
2353	Two Types of Intersections (6 pieces)	2.00

AVAILABLE LATER

2354	Y-Type Intersections (6 pieces)	
2355	Cul-de-sacs (4 pieces)	
2356	Wide Highway Straight (4 pieces)	
2357	Wide Highway Curved (4 pieces)	
2358	Wide Highway Intersection (2 pieces)	
2359	Sidewalk and Park Assortment (12 pieces)	



Power pack

4604 6 Vdc with Terminals for Trains and Accessories. Speed and Direction Control—U.S. 1000 \$12.00



Turnouts

1751	Manual Turnout—Left	\$4.00
1752	Manual Turnout—Right	4.00
1761	Electric Turnout with Controller—Left	8.00
1762	Electric Turnout with Controller—Right	8.00
1763	Turnout Controller Only with Bulb	1.50
1764	Manual Turnout Conversion Kit Only	1.50

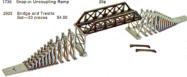


BACHMANN EXCLUSIVE
"SIMPLAMATIC" PLUG-IN WIRING

Accessories

1715	Concrete Snap-in Bumper (2)	75¢
1723	Metal Rail Joiners (20)	60¢
1728	Plastic Rail Joiners (12)	40¢
1729	Smoke Liquid for Condensation 2-0-0	\$1.30
1750	Snap-in Re-Railer—Straight	30¢
1731	Snap-in Re-Railer—Curved	30¢
1732	Over and Under Concrete Pier Set —47 pieces	\$8.00
1733	Extra High Pier Only—12 pieces	6.00
1736	Snap-in Unwinding Ramp	25¢

2003 Bridge and Tracks \$6.00
\$67—22 pieces.



NEW—operating bridge

#3026 \$15.00

BACHMANN EXCLUSIVE

Operates by remote control. Train on the upper track will halt until the bridge is lowered. Train below halts until the bridge is fully up, then proceeds automatically. Warning bell sounds when the bridge goes up or down.



NEW—operating dual crossing gates

#3027 \$9.00

BACHMANN

When train approaches, both gates automatically lower —don't raise when the train passes.



BACHMANN EXCLUSIVE

Plasticville, U.S.A.® tunnel and portals


HO SCALE

- Snap-together
- No glue necessary
- Most realistic
- Expandable

NEW—for curves

...for straights

...for backgrounds



Tunnels are assembled from 10 snap-together pieces. Two or more tunnels can be snapped together and tunnel sides join for wide background effects.

2926 Plasticville, U.S.A. Tunnel \$7.00

2927 Plasticville, U.S.A. Portals (8 pieces total) \$2.50



Plasticville, U.S.A.® accessories

ALSO AVAILABLE:
2101 Block Signals (4 pieces) **\$1.50**

These realistic HO scale accessories add authentic and colorful detail to model railroading. Blister packed and ready-to-go. No assembly required.



2000 Soap-in Building Lighting Kit **\$1.50**



2100 Picket Fence (24 pieces) **\$1.50**



2200 Telephone Poles (12 pieces) **\$1.50**



2300 Crossing Signals and Gates (12 pieces) **\$2.25**



2301 Animal Set #1 Cows and Horses (12 pieces) **\$2.25**



2302 Motor Truck Set #1 (4 pieces) **\$2.25**



2304 Railroad and Street Signs (24 pieces) **\$2.25**



2306 Automobile Set #1 (8 pcs) **\$2.25**



2307 Corner Signs and Traffic Lights (12 pieces) **\$2.25**



2308 Road Crossings (3 pcs) **\$2.25**



2309 Park Assortment (6 pcs) **\$2.25**



Plasticville, U.S.A.® old west building kits



2909 Livery Stable and Blacksmith **\$5.00**



2910 Old Time Station **\$5.00**



2911 Marshall's Office and Restaurant **\$6.00**



2912 Saloon and Barber's Shop **\$6.00**



2913 General Store and Bank **\$6.00**



2917 Rock Assortment **\$3.00**

Plasticville, U.S.A.® building kits

HO
SCALE



2602 Barn \$2.00



2610 Freight Station \$2.00



2617 Cape Cod House \$2.00



2616 Ranch House \$2.00



2619 Switch Tower \$2.00



2620 Signal Bridge \$2.00

- Snap fit assembly
- No glue necessary
- American prototype



2621 Pine Trees \$2.00



2600 Cathedral \$3.00



2603 House Under Construction \$2.50



2605 Crossover Bridge \$3.00



2606 Suburban Station \$2.50



2607 Gas Station \$2.50



2006 Coaling Station \$3.00



2009 48 Citizens w/ Paints \$3.00



2010 Trestle Bridge \$2.50



2011 Railroad Work Car \$2.50



2012 Water Tank \$2.50



2013 Farm Buildings and animals \$2.50

- Snap fit assembly
- No glue necessary
- American prototype



2014 School House \$2.50



2001 Split Level House \$3.00



2003 Motel w/ Swimming Pool \$3.00



2005 Men's Store \$3.50



2006 Contemporary House \$3.50



2007 New Car Showroom \$3.50

Plasticville, U.S.A.[®] building kits

HO
SCALE



2908 Factory \$3.00



2914 Sitting People w/ Paints \$3.00



2915 Auto Body Repair Shop \$4.00



2916 Drive-in Hamburger Stand \$4.00



2920 Piggyback Trailer Terminal \$3.50



2921 Independence Hall \$5.00

- Snap fit assembly
- No glue necessary
- American prototype

Plasticville, U.S.A.[®] building kits

O.S
SCALE



1630 Telephone Poles (12 pieces) \$2.00




1614 Switch Tower \$2.50



1615 Signal Bridge \$2.50



1616 Watchman Shanty and Gate \$2.50



1617 Loading Platform \$2.50



1618 Church \$2.50



1652 Ranch House \$2.50



NEW

1908 Split Level \$5.00



1911 Suburban Station \$3.00



NEW

1912 New England Rancher \$4.00



1913 Motel with Autos \$3.00



1915 Citizens with paint (32) \$3.00



1916 Water Tank \$2.50



1918 Park Assortment (33 pieces) \$2.50



1919 Hospital with Moveable Furniture \$7.00



1920 Covered Bridge \$3.50




NEW

1921 Fire House and Two Fire Trucks \$4.00



1975 Coaling Station \$4.00



electric train sets in 
each powered by the matchless
Bachmann locomotive with its
lifetime limited warranty*

*See page 2 for full details.

25" x 16"
oval
of track

The Dockside Freight

Set includes the 0-4-0 steam switcher, steel box car, steel gondola with gravel load, 3-dome tank car, steel caboose, "Simplimatic" plug-in terminal track, re-railer track, instructions and power pack (UL listed) with direction and speed controls.

Baltimore
and Ohio 4251



25" x 16"
oval
of track

The Highballer

Set includes super 8-wheel drive exclusive F9 diesel with operating headlight, mechanical reefer, steel gondola with gravel load, 3-dome tank car, steel caboose, "Simplimatic" plug-in terminal track, re-railer track, instructions and power pack (UL listed) with directions and speed controls.

Burlington
Santa Fe
Chessie 4303
4306
4316



25" x 16"
oval
of track

The Local

Set includes super 8-wheel drive exclusive F9 diesel with operating headlight, standard combine, 2 standard coaches, "Simplimatic" plug-in terminal track, re-railer track, instructions and power pack (UL listed) with direction and speed controls.

Pennsylvania
Santa Fe 4351
4356



25" x 16"
oval
of track

The GP Special

Set includes super 8-wheel drive exclusive GP40 diesel with operating headlight, 51" plug door steel box car, steel gondola with gravel load, wood stock car, 3-dome tank car, steel caboose, "Simplimatic" plug-in terminal track, re-railer track, instructions and power pack (UL listed) with direction and speed controls.

Santa Fe
I C Gulf 4320
4320





electric train sets

25" x 16"
oval
of track

The Spirit of '76 Set BACHMANN EXCLUSIVE

Set includes super 8-wheel drive exclusive U360 diesel with operating headlight, hi-cube box car, steel gondola with gravel load, S1' flat car with load, 3-dome tank car, steel caboose, "Simplomatic" plug-in terminal track, re-railer track, instructions and power pack (UL listed) with direction and speed controls.

Seaboard Coast
Line

4370



25" x 16"
oval
of track

The Twin Freight BACHMANN EXCLUSIVE

Set includes super 8-wheel drive F9 diesel with operating headlight, F9 "A" unit dummy, gondola, with gravel load, S1' mechanical reefer, steel mechanical reefer, 3-dome tank car, stock car, steel caboose, "Simplomatic" plug-in terminal track, re-railer track, instructions and power pack (UL listed) with direction and speed controls.

Santa Fe

4406



25" x 16"
oval
of track

Collector's Bicentennial Set BACHMANN EXCLUSIVE

Set includes super 8-wheel drive exclusive U360 diesel with operating headlight, four commemorative box cars as shown, wide vision caboose, "Simplomatic" plug-in terminal track, re-railer track, instructions and power pack (UL listed) with direction and speed controls.

Norfolk
Western

4375



27" x 18"
oval
of track

NEW—The Amtrak Express BACHMANN EXCLUSIVE

Set includes super 8-wheel drive exclusive F9 diesel with operating headlight, three 85' full-dome passenger cars, "Simplomatic" plug-in terminal track, re-railer track, instructions and power pack (UL listed) with direction and speed controls.

Amtrak
Santa Fe

4390
4461



Fire House with Fire Engine and Figures

Passenger Station with Figures and Car

Gas Station, Pumps and Car

Split Level House with Owner and Car

F9 DIESEL with
4 CARS plus
4 ASSEMBLED
BUILDINGS



27" x 18"
oval
of track

auto-train

**BACHMANN
EXCLUSIVE**

Set includes super 8-wheel drive exclusive U36B diesel with operating headlight, two 85' full-dome passenger cars, 78' auto double deck transporter, "Simplimatic" plug-in terminal track, re-railer track, instructions and power pack (UL listed) with direction and speed controls.

Auto-Train™ 4380



25" x 16"
oval
of track

NEW—The 0-6-0 Switcher Freight

**BACHMANN
EXCLUSIVE**

Set includes exclusive "USRA" 0-6-0 switcher and tender with operating headlight, 3-dome tank car, 51' plug door box car, steel gondola with gravel load, steel caboose, "Simplimatic" plug-in terminal track, re-railer track, instructions and power pack (UL listed) with direction and speed controls.

Pennsylvania
Santa Fe 4261
4262



27" x 18"
oval
of track

Budd Metroliner

**BACHMANN
EXCLUSIVE**

Set includes super 8-wheel drive exclusive powered car with operating headlight, 3 dummy "Metro" cars, "Simplimatic" plug-in terminal track, re-railer track, instructions and power pack (UL listed) with direction and speed controls.

Amtrak 4361



38" x 18"
oval
of track

The Northerner

**BACHMANN
EXCLUSIVE**

Set includes exclusive Northern 4-8-4 steam locomotive with geared drive and operating headlight and tender, wood stock car, 51' mechanical reefer, 3-dome tank car, 51' plug-door steel box car, 41' steel box car, steel gondola, wood gondola with gravel load, steel caboose, "Simplimatic" plug-in terminal track, re-railer track, instructions and power pack (UL listed) with direction and speed controls.

Santa Fe
Union Pacific 4401
4402



25" x 16"
oval
of track

Railroad City

**BACHMANN
EXCLUSIVE**

Set includes super 8-wheel drive exclusive F9 diesel with operating headlight, 3-dome tank car, 51' mechanical reefer, steel gondola with gravel load, steel caboose, "Simplimatic" plug-in terminal track, re-railer track, instructions and power pack (UL listed) with direction and speed controls, four buildings.

Santa Fe 4385





locomotives

• SUPER 8-WHEEL GEARED DRIVE

EXACT DIMENSIONS

Northern 4-8-4... a Bachmann Exclusive

4785 Union Pacific \$40.00



4786 Santa Fe \$40.00



Budd Metroliner... a Bachmann Exclusive



4701 Amtrak (powered) \$20.00
4771 Amtrak (dummy) 7.00

EMD GP40 Diesel... a Bachmann Exclusive

4603 Burlington \$22.00



4606 Santa Fe \$22.00



4609 Burlington Northern \$22.00



4618 IC Gulf \$22.00



U36B Diesel... a Bachmann Exclusive

4670 Seaboard Coast Line Spirit of '76 \$24.00



4671 Auto-Train™ \$22.00



4676 Chessie \$22.00



4677 Norfolk and Western Bicentennial \$24.00



Dockside 0-4-0 Switcher

4731 Baltimore and Ohio \$18.00



NO OPERATING
HEADLIGHT

NEW— 0-6-0 "USRA" Switcher

4801 Pennsylvania \$20.00
4802 Santa Fe 20.00



EMD F9 Diesel

4640 Penn Central \$18.00



4643 Burlington \$18.00



4646 Santa Fe \$18.00



4652 Pennsylvania Passenger Red \$18.00



4656 Chessie \$18.00



4658 IC Gulf \$18.00



4659 Amtrak \$18.00



—all Bachmann locomotives feature a full lifetime limited warranty*

*See page 2 for full details.

Plymouth 0-6-0 Diesel Switcher

4791 Burlington \$10.00



4792 Santa Fe \$10.00



Additional Powered Locos

GP40 \$22.00 each	F9 \$18.00 each
4800 Penn Central	4644 Great Northern
4804 Great Northern	4651 Reading
4811 Reading	
4815 CP Rail	

Dummies

GP40 \$8.00 each	F9 "K" Unit \$6.00 each	F9 "B" Unit \$4.00 each
4820 Penn Central	4660 Penn Central	4700 Penn Central
4823 Burlington	4663 Burlington	4703 Burlington
4824 Great Northern	4664 Great Northern	4704 Great Northern
4825 Union Pacific	4665 Union Pacific	4705 Union Pacific
4826 Santa Fe	4666 Santa Fe	4706 Santa Fe
4829 Burlington	4675 CP Rail	
4836 CP Rail		



rolling stock

- SUPER DETAILED
- WEIGHTED WITH LOW CENTER OF GRAVITY

41' Mechanical Steel Reeler \$2.25

5019 Assortment
5027 Union Pacific



5005 Iowa Beef Packers



5009 Canadian National



5002 North American



51' Bicentennial Box Car \$3.50

5218 Assortment
5201 Declaration of Independence



5202 Liberty Bell



5203 George Washington



5204 Benjamin Franklin



51' Steel Plug Door Box Car \$2.50

5451 Penn Central



51' Mechanical Steel Reeler \$2.50

5452 Pacific Fruit Express



41' Steel Box Car \$2.25

5079 Assortment
5082 Louisville and Nashville



5003 New York Central



5065 Rock Island



5006 Denver and Rio Grand



34' Steel Caboose with Oil-Carrier Cupola \$2.50

5406 Assortment
5408 Burlington



5406 Santa Fe



5412 Spirit of '76



5413 Norfolk and Western



5416 Chessie



5418 IC Gulf



41' Open Gond Great Hoopster \$2.25

5098 Assortment
5091 Pennsylvania



5002 Missouri-Kansas-Texas



5080 Lehigh Valley



5085 Minneapolis and St. Louis



5086 Boston and Maine



5087 Peabody



Now available, two additional
Bicentennial box cars: \$3.50
5208 Thomas Jefferson
5209 Independence Hall

42' 5 Dome Tank Car \$2.50

5401 Assortment
5403 Oil



5406 Mooliggas



5409 Penn Central
5402 Baltimore and Ohio
5404 Great Northern
5405 Union Pacific
5408 Burlington Northern
5411 Reading
5414 Bicentennial

41' Chemical Tank Car \$2.50

5119 Assortment
5121 Calumet



5103 Dow



5104 Ruhr & Haas



5106 Koppers



30' Wide Vision Caboose Available:

5701 Santa Fe
5702 Chessie
5707 IC Gulf
5708 Penn Central

51' Flat Car with Loads \$3.00

5503 Assortment
5541 Penn Central



5543 New Haven



5544 Louisville and Nashville



5545 Norfolk and Western



5546 Santa Fe



- DELRIN RP-25 WHEELS
- DELRIN NMRA AUTOMATIC COUPLERS

- MICRO PRINTING

41' Hi-Cube Box Car Smooth Sides \$2.50



5121 Illinois Central



5122 Milwaukee



5123 Rio Grande



5125 Union Pacific



41' Wood S-Side Box Car \$2.25



5501 Central Vermont



5502 NC & St. Louis



5504 Chicago and Illinois Midland



5505 Webach



47' Hi-Cube Box Car Outside Brackets \$2.50



5143 Penn Central



5144 Seaboard



5145 Southern Pacific



47' Covered 70 Ton Hopper \$2.50



5405 Webach



5406 Koppers



50' Standard Covered



50' Standard Open



50' Auto-Train™ Apollo Double Deck Transporter \$4.00



42' Steel Gondola \$2.25



5168 Southern



5164 Ohio Seamless Tube



5165 Alaska Railroad



50' Depressed Center Flat Car with Missile Load \$2.75



5502 Louisville and Nashville



5503 New Haven



50' Full-Deck Passenger Car



5503 Amtrak



5504 Santa Fe



40' "Old Time" Wood Reefer \$2.25



5101 Gerber's



5102 State of Maine



5106 Kraft



50' Center Flow Hopper \$2.75



5523 Peeding



5524 Santa Fe



5525 Baltimore and Ohio



5526 Penn Central



50' Wide Station Caboose \$2.50





track and accessories

Straight track

3510	Flexible Track 29"	\$1.19
3511	9" Straight Track	600
3512	4 1/2" Straight Track	200
3513	2 1/4" Straight Track	200
3514	1 1/8" Straight Track	200
3516	2 1/4" Straight Track	200
3518	4 1/2" Straight Track	200
7015	Re-Railer Track 500	
7016	Track Bumper (Snap-In Crossing-90°)	4/15.00 22.50

Terminal tracks

7120	9" Straight Terminal with Wire and Plug	\$1.25
7121	Terminal Plug only w/ 20" Lead Wire	75¢
7122	4 1/2" Straight Terminal with Wire and Plug	\$1.00

Curved track

7101	9" Radius Curved 90° Track	600
7102	9" Radius Curved 45° Track	200
7103	9" Radius Curved 22 1/2° Track	200
7104	9" Radius Curved 12° Track	200
7105	9" Radius Curved 11 1/4° Track	200
7106	9" Radius Curved 45° Track	200
7107	9" Radius Curved 30° Track	200
7108	9" Radius Curved 20° Track	200
7109	12" Radius Curved 18° Track	200
7125	12" Radius Curved 45° Track	200

Turnouts

7651	Manual Turnout 9" Radius Left-hand	\$4.00
7652	Manual Turnout 9" Radius Right-hand	6.00
7658	Manual Turnout 19" Radius Left-hand	4.00
7659	Manual Turnout 19" Radius Right-hand	4.00
7661	Electric Turnout 9" Radius w/ Controller Left-hand	6.00
7662	Electric Turnout 9" Radius w/ Controller Right-hand	6.00
7663	Turnout Controller w/ Switch	1.75
7664	Manual Turnout Generator Coil Only	1.75
7665	Replacement 224 Built for Turnout Controller	6.00
7666	Electric Turnout 19" Radius Left-hand	6.00
7667	Electric Turnout 19" Radius Right-hand	6.00



Power packs

6600	N Scale Power Pack U.S. Listed, Speed and Direction Controls, & US with Terminals for Trains and Accessories	\$12.00
------	--------------------------------------------------------------------------------------------------------------	---------



Pier set

7133	Over and Under Pier Set (26 piers)	\$2.00
7134	High Piers Only (12)	1.25

Re-railers

7123	Snap-In Re-Railer	2/15 g
7124	Pushable Re-Railer	50¢
7125	Metal Rail Joiners (24)	
7126	Plastic Insulating Rail Joiners (12)	



400 Signal Reading Lighting Kit \$1.50



7021 Replacement 15 Volt Lamp



7001 Figure Assortment Set #1 (12 pieces) \$2.25



7002 Figure Assortment Set #2 (12 pieces) \$2.25



7000 Signal Bridge with Six Black Signals (7 pieces) \$2.25



7004 Crossing Signals and Gates (12 pieces) \$2.25



7005 Animal Set #1 Cows and Horses (12 pieces) \$2.25



7006 Telephone Poles (24 pieces) \$2.25



7007 White Picket Fence and Gate (20 pieces) \$2.25



7010 Automobile Set #1 (8 pieces) \$2.25



7011 Motor Truck Set #1 (4 pieces) \$2.25



7012 Construction Set #1 (3 pieces) \$2.25



7013 Railroad and Street Signs (24 pieces) \$2.25



7016 Plate Girder Bridge \$2.25



7017 Women Truss Bridge \$2.25



7019 Motor Truck Set #2 (4 pieces) \$2.25



7020 Automobile Set #2 (8 pieces) \$2.25



7022 Road Crossings (3 pieces) \$2.25

• Pre-assembled • Hand decorated • American prototype

buildings 



7181 Gas Station Pumps and Car \$3.50



7100 Watchman's Shanty, Switch Tower, Crossing Signal and Gate \$3.50



7183 Interlocking Tower with Figures \$3.00



7104 Water Tank with Figure \$3.00



7106 Coaling Station with Figures \$3.00



7201 Barn with Figures and Animals \$4.00



7202 Farm House with Figures \$4.00



7203 Split-Level House with Owner and Car \$4.00



7204 Two Story House with Porch, Figures and Car \$4.00



7205 New England Rancher with Figures \$4.00



7206 Country Church with Figure \$4.00



7207 Modern Ranch House with Figures and Garage \$4.00



7208 Auto Body Repair Shop with Cars and Figures \$4.00



7209 Drive-in Hamburger Stand with Cars \$4.00



7201 Freight Station with Figures and Accessories \$4.00



7200 Contemporary House with Figures and Car \$4.00



7204 Drive-in Bank with Car and Figures \$4.00



7205 Men's Store with Figures \$4.00




7206 Fire House with Fire Engine and Figures \$4.00



7207 School House with Play Equipment and Figures \$4.00



7401 Passenger Station with Accessories, Figures and Car \$5.00



7402 Small Factory with Figures \$5.00



7403 New Car Showroom with Service Center and Cars \$5.00

BACHMANN *Mini-Planes*[®]

famous collectors series

Over 50 accurately detailed aircraft, ranging from romantic World War I fighters to modern supersonic jets. All in authentic colors (even camouflage multis), each with precise markings and identification, all with moving parts. Available individually or in sets as shown on page 35.

\$1.00 each



1. P-40 Flying Tiger Height 12 ft. 4 in.
Length 27 ft. 4 in.
Wingspan 37 ft. 4 in.
Speed 303 m.p.h.
Scale 1/100



5. French Mirage 64 Height 16 ft. 0 in.
Length 77 ft.
Wingspan 34 ft. 10 in.
Speed 1,454 m.p.h.
Scale 1/200



6. B-17 Flying Fortress Height 13 ft. 1 in.
Length 74 ft. 4 in.
Wingspan 103 ft. 9 in.
Speed 300 m.p.h.
Scale 1/200



7. British Spitfire Height 11 ft. 5 in.
Length 29 ft. 11 in.
Wingspan 36 ft. 10 in.
Speed 362 m.p.h.
Scale 1/140



13. Huey Helicopter AH-1H Height 15 ft.
Length 64 ft. 5 in.
Rotor Diameter 44 ft.
Speed 196 m.p.h.
Scale 1/210



14. B-26 Mitchell Height 16 ft. 4 in.
Length 32 ft. 9 in.
Wingspan 47 ft. 7 in.
Speed 203 m.p.h.
Scale 1/100

BACHMANN *Mini-Planes*



15. **F-4U Corsair** Height 14 5/8 in.
Length 35 1/2 in. Speed 425 m.p.h.
Wingspan 40 5/8 in. Scale 1:100



16. **Spirit of St. Louis** Height 9 7/8 in.
Length 27 7/8 in. Speed 124.5 m.p.h.
Wingspan 48 1/2 in. Scale 1:90



17. **Fokker D8-1** Height 9 5/8 in.
Length 19 5/8 in. Speed 212 m.p.h.
Wingspan 23 7/8 in. Scale 1:90

• Fully assembled,
individually boxed

• Moving parts and
retractable wheels



18. **Sopwith Camel** Height 7 7/8 in. 1 1/2 in.
Length 20 5/8 in. Speed 130 m.p.h.
Wingspan 20 5/8 in. Scale 1:120



20. **Sopwith Camel** Height 8 1/8 in. 5/8 in.
Length 18 5/8 in. Speed 121 m.p.h.
Wingspan 21 1/8 in. Scale 1:90



21. **Nieuport 17** Height 9 5/8 in.
Length 20 5/8 in. Speed 127 m.p.h.
Wingspan 20 5/8 in. Scale 1:90



22. **Stuka JV47G-1** Height 12 5/8 in. 5/8 in.
Length 31 5/8 in. Speed 280 m.p.h.
Wingspan 40 5/8 in. Scale 1:100



23. **Fokker D-9V** Height 9 5/8 in. 2 in.
Length 22 5/8 in. Speed 118 m.p.h.
Wingspan 25 5/8 in. Scale 1:100



24. **SE-5A** Height 9 5/8 in.
Length 20 5/8 in. Speed 126 m.p.h.
Wingspan 26 5/8 in. Scale 1:100



25. **Boeing 747** Height 40 5/8 in. 5/8 in.
Length 231 5/8 in. 10 in. Speed 615 m.p.h.
Wingspan 165 5/8 in. Scale 1:300



27. **Kitty Hawk** Height 7 5/8 in. 7 in.
Length 19 5/8 in. Speed 42 m.p.h.
Wingspan 40 5/8 in. Scale 1:100



28. **July Green Giant** Height 16 5/8 in. 1 in.
Length 27 5/8 in. 2 in. Speed 263 m.p.h.
Rotor Diameter 62 in. Scale 1:300



38. B-24D Liberator Height 17 ft. 11 in.
Length 65 ft. 4 in.
Speed 280 m.p.h.
Wingspan 110 ft.



40. Douglas DC-10 Height 57 ft. 3 1/2 in.
Length 174 ft. 3 1/2 in.
Speed 561 m.p.h.
Wingspan 165 ft. 8 in.



42. Curtiss P-40 Warhawk Height 10 ft. 5 in.
Length 23 ft. 2 in.
Speed 187.8 m.p.h.
Wingspan 31 ft. 6 in.

- Incredible fine detailing
- Authentic scale and colors
- Hand decorated for added detail
- Product and package lead free



43. Ford Tri-Motor Height 13 ft. 6 in.
Length 49 ft. 13 in.
Wingspan 76 ft. 5 in.



44. PBV-3A Catalina Height 20 ft. 2 in.
Length 63 ft. 2 in.
Wingspan 104 ft.



45. C-119 Flying Box Car Height 26 ft. 3 in.
Length 65 ft. 8 in.
Wingspan 106 ft. 3 in.



46. Kingfisher Height 14 ft. 6 in.
Length 33 ft. 7 in.
Wingspan 36 ft. 10 in.



47. Grumman F4F Wildcat Height 13 ft.
Length 28 ft.
Wingspan 38 ft.



48. P-51 Mustang Height 13 ft.
Length 29 ft. 6 in.
Wingspan 34 ft. 8 in.



49. B-45 Superfortress Height 29 ft.
Length 96 ft. 9 in.
Wingspan 35 ft. 10 in.



50. Douglas Skyraider Height 13 ft.
Length 34 ft. 5 in.
Wingspan 50 ft.



51. Grumman F2F Height 8 ft. 6 in.
Length 23 ft. 4 in.
Wingspan 32 ft.

BACHMANN *Mini-Planes*



64. Boeing B-29 Superfortress Height 29 ft.
Length 98 ft. 2 in.
Speed 388 m.p.h.
Wingspan 141 ft. 5 in.
Scale 1:380



65. Bell UH-1H Iroquois Height
Length 115 ft. 1 in.
Speed
Wingspan 120 ft.
Scale 1:200



70. Curtis Wright Height 14 ft. 9 in.
Length 36 ft. 7 in.
Speed 328 m.p.h.
Wingspan 49 ft. 7 in.
Scale 1:160



72. Douglas DC-3 Height 38 ft. 11 in.
Length 64 ft. 8 in.
Speed 327 m.p.h.
Wingspan 85 ft.
Scale 1:240



73. Sea Bee Racer Height 7 ft. 6 in.
Length 15 ft. 1 in.
Speed 270
Wingspan 25 ft. 8 in.
Scale 1:80



77. Curtiss Wright Height 18 ft. 4 in.
Length 50 ft. 4 in.
Speed 370 m.p.h.
Wingspan 80 ft. 7 in.
Scale 1:210



75. Douglas A-4 Skyhawk Height 15 ft.
Length 28 ft. 4 in.
Speed 490 m.p.h.
Wingspan 27 ft. 3 in.
Scale 1:125



80. Lockheed C-130 Hercules Height 28 ft. 4 in.
Length 132 ft. 7 in.
Speed 384 m.p.h.
Wingspan 132 ft. 7 in.
Scale 1:400



85. OV-10A North American "Bronco" Height 30 ft. 4 in.
Length 41 ft. 7 in.
Speed 280 m.p.h.
Wingspan 40 ft.
Scale 1:100



90. P-51 Mustang Height 37 ft. 8 in.
Length 35 ft. 3 in.
Speed 437 m.p.h.
Wingspan 37 ft.
Scale 1:150



91. Blue Angel Height 18 ft. 3 in.
Length 38 ft. 2 in.
Speed 1,584 m.p.h.
Wingspan 38 ft. 2 in.
Scale 1:125



93. F-4D Thunderbolt Height 16 ft. 2 in.
Length 36 ft. 1 in.
Speed 429 m.p.h.
Wingspan 42 ft. 9 in.
Scale 1:100



95. Rindenberg Height 86 ft.
Length 158 ft.
Diameter 158 ft.
Payload 7,062,100
cubic ft. of hydrogen
Engines Four GE turboprops
Speed 80 knots
Scale 1:100



94. Hughes Hercules HX-1 Height 78 ft. 2 in.
Length 218 ft. 6 in.
Wingspan 320 ft.
Speed 270 m.p.h. (1951)
Engines Eight 2000 h.p.
Scale 1:950



96. North American Rockwell B-1 Height 118 ft.
Length 158 ft.
Wingspan 158 ft.
Forward 135 ft.
Engines Four GE turbofans
Twice speed of sound
Scale 1:400



06. F-105 Thunderchief Height 19 ft. 8 in.
Length 42 ft. 4 in.
Speed 1390 m.p.h.
Wingspan 34 ft. 11 in.
Scale 1:240



07. P-51 Lightning Height 12 ft. 10 in.
Length 37 ft. 10 in.
Speed 380 m.p.h.
Wingspan 32 ft. Scale 1:180



08. A-10 Thunderbolt II Height 16 ft. 11 in.
Length 47 ft. 11 in.
Speed 270 m.p.h.
Wingspan 65 ft. 10 in. Scale 1:170

NEW



09. B-57B Stinger Height 15' 0"
Length 54' 3"
Speed 267 m.p.h.
Wingspan 40' Scale 1:160



05. Boeing Clipper Height 13'
Length 120'
Speed 180 m.p.h.
Wingspan 110' Scale 1:400



03. Northrop F-28 Talon "Thunderbolt"
Height 15' 10"
Length 47' 5"
Speed 270 m.p.h.
Wingspan 57' 5" Scale 1:120

Mini-Planes® collector sets



002 WORLD WAR II English Spitfire
F-40 Flying Tiger
German We-100
B-17 Flying Fortress
English Seafire
Japanese Zero-Zen
P-51 Mustang **\$6.00**



000 JET FIGHTERS Russian MiG 21-C
F106 Starfighter
French and Israeli Mirages
F105 Thunderchief
F-4E Phantom
Lockheed YF-12A **\$6.00**



004 WORLD WAR I—SERIES 1 Sopwith Camel
Fokker DR.I
Sopwith Camel
Sopwith Albatross **\$4.00**



006 HISTORIC AIRCRAFT Ford Tri-Motor
Citty Hawk
Spirit of St. Louis
Ford Tri-Motor
Boeing Tri-Motor **\$4.00**



008 WORLD WAR I—SERIES 2 Nieuport 17
Fokker Eindecker
SE-5a
Fokker D-VII **\$4.00**

BACHMANN *Mini-Army*[®]

EXACT 1:32 SCALE (54mm) • ASSEMBLED • READY TO USE



01 Officer



02 Machine Gunner



03 Crawling



04 Kneeling Firing



05 Standing Firing



06 Firing from Hip

U.S. INFANTRY

ALSO AVAILABLE Collectors Sets

6101 SET \$1.60
01 Officer
02 Machine Gunner
03 Crawling Soldier

6102 SET \$1.60
04 Kneeling Firing
05 Standing Firing
06 Firing from Hip

6103 SET \$1.60
20 Officer
21 Radio Man
22 Bren Gunner
Standing

6104 SET \$1.60
23 Kneeling Firing
24 Standing Firing
25 Grenade Thrower

6106 SET \$1.60
40 Officer
41 Machine Gunner
42 Ammo Man

6108 SET \$1.60
43 Kneeling Firing
44 Standing Firing
45 Firing from Hip

6107 SET \$1.60
60 Officer
61 Charging Soldier
62 Mortar Man

6109 SET \$1.60
63 Machine Gunner
64 Kneeling Firing
65 Standing Firing

BRITISH INFANTRY



09 Officer



21 Radio Man



22 Bren Gunner



23 Kneeling Firing



24 Standing Firing



25 Grenade Thrower

GERMAN INFANTRY



40 Officer



41 Machine Gunner



42 Ammo Man



43 Kneeling Firing



44 Standing Firing



45 Firing from Hip

JAPANESE INFANTRY



60 Officer



61 Charging Soldier



62 Mortar Man



63 Machine Gunner



64 Kneeling Firing



65 Standing Firing

**EXACT SCALE (1:32) • HAND DECORATED • AUTHENTIC COLORS
PRECISION DETAILED UNIFORMS AND EQUIPMENT • LEAD FREE**

Bachmann recreates history with its World War II (1935-45) Mini-Army series. Perfect for dioramas and wargames, they are available individually blister carded (60¢ each) or in boxed sets of three (\$1.60 each).

Mini-Army Accessories

In exact 1:32 (54mm) scale, for use with Mini-Army or for diorama building.



1" x 1" Base
Machine Gun Base
\$1.60



1" x 1" Base
Soldier Base
\$1.60



1" x 1" Base
Soldier Base
\$1.60

*Requires use of standard 18" x 18" baseboard for use as shown.

Window boxed sets of three



BACHMANN

QUALITY SINCE 1933

1400 E. ERIE AVENUE
PHILADELPHIA, PA. 19124, U.S.A.

Distributed in Canada by
D.M.A. INDUSTRIES LTD.
Printed in U.S.A. • Marked 1978