

SINCE 1833

BACHMANN



OUR 136th YEAR

50c

1969
"N" GAUGE TRAINS
RAILROAD ACCESSORIES
MINIPLANES
MECHANICAL TOYS

Better Buy BACHMANN

EXCITINGLY DIFFERENT . . . AMERICAN PROTOTYPE RAILROADING HAS A NEW DIMENSION BACHMANN "N" GAUGE. FEATURING THE BEST QUALITY AND WORKMANSHIP PLUS SUPER DETAIL AND THE STRONGEST — MOST DURABLE LOCOMOTIVES YET MADE.

- Advertised nationally in Boys Life, Model Railroader, Model Railroad Craftsman Scale Modeler, American Modeler and many other publications.
- Features many **exclusive** extras such as Special sets (Metroliner, Turbo Train), 2 types of rereilers (Snap-in & Portable), Hand painted and pre-assembled American prototype buildings, new type couplers, the finest printing ever done on any railroad, the first GP-40 to run in N gauge, and many, many more exclusive features.
- America's newest Mini-craze — **MINI-PLANES**. Perfect scale reproductions of the world's great airships — Start your collection today.
- All-New Motorized Space Toy Concepts. The toys of tomorrow today.
- A COMPANY BUILDING FOR THE FUTURE. OVER 80 NEW ITEMS FOR 1969 ALONE.

BACHMANN'S THE BEST BUY

INDEX

N GAUGE RAILROAD SETS	PAGES — 3, 4, 5, 6
N GAUGE LOCOMOTIVES	PAGES — 7 and 8
N GAUGE RAILROAD ROLLING STOCK	PAGES — 9, 10, 11
N GAUGE ACCESSORIES	PAGE — 12
N GAUGE READY-TO-GO ACCESSORIES	PAGES — 13, 14, 15, 16, 17, 18
N GAUGE STRUCTURES	PAGES — 19, 20, 21, 22, 23
HO PLASTICVILLE, U.S.A.	PAGES — 24, 25, 26
MINI-PLANES	PAGES — 27, 28, 29, 30, 31, 32, 33
TOYS	PAGES — 34, 35, 36

COLOR BARS INDICATE COLOR CODING FOR RESPECTIVE PAGES

BACHMANN "N" GAUGE RAILROAD

The GREAT SETS

- 8 Wheel Geared Drive Loco & Operating Headlight
- Weighted Cars with Delrin Trucks & Metal Wheels
- Easy to Replace Delrin Fully Automatic Couplers
- Deluxe Track with Solid Nickel Silver T-rail
- Terminal Track with Plug-in Electrical Connectors
- Automatic Rerailing with Snap-In Track Re-Railers



F-9 DIESEL & 4 CARS

Road Name	Set Without Power Pak	Set With Power Pak
Penns. R. E.	4001	4301
Burlington	4003	4303
Great Northern	4004	4304
Union Pacific	4005	4305
Santa Fe	4006	4306
Reading	4011	4311
LESS THAN	\$15.00	\$20.00



BACHMANN "N" GAUGE RAILROAD

BUDD METROLINER TRAIN 4-UNIT

Road Name	Set Without Power Pak	Set With Power Pak
Penn Central	4060	4360
LESS THAN	\$20.00	\$25.00

A BACHMANN
EXCLUSIVE



UNITED AIRCRAFT TURBO TRAIN 5-UNIT

Road Name	Set Without Power Pak	Set With Power Pak
Penn Central	4040	4340
Canadian National	4047	4347
LESS THAN	\$23.00	\$28.00

A BACHMANN
EXCLUSIVE



BACHMANN "N" GAUGE RAILROAD

GP-40 DIESEL & 5 CARS

Road Name	Set Without Power Pak	Set With Power Pak
Penn Central	4020	4320
Burlington	4023	4323
Great Northern	4024	4324
Union Pacific	4025	4325
Santa Fe	4026	4326
Reading	4031	4331
LESS THAN	\$20.00	\$25.00



DOUBLE HEADED F-9 PLUS 6 CARS

(1 Powered F-9 "A")
(1 Dummy F-9 "A")

Road Name	Set Without Power Pak	Set With Power Pak
Penn. Central	4100	4400
Santa Fe	4106	4406
LESS THAN	\$25.00	\$30.00



BACHMANN "N" GAUGE RAILROAD

0-4-0 SWITCHER & SLOPE TENDER PLUS 6 CARS

Road Name	Set Without Power Pak	Set With Power Pak
Penn Central	4120	4420
Southern Pacific	4131	4431
LESS THAN	\$29.00	\$34.00



DOUBLE HEADED GP-40 WITH 8 CARS

(1 Powered GP-40)
(1 Dummy GP-40)

Road Name	Set Without Power Pak	Set With Power Pak
Penn Central	4140	4440
Santa Fe	4146	4446
LESS THAN	\$30.00	\$35.00



"N"

BACHMANN GAUGE LOCOMOTIVES

DIESEL NAME	STOCK NO.	ROAD NAME	LESS THAN
EMD GP-40 DIESEL — POWERED 	4600 4603 4604 4605 4606 4611	Penn Central Burlington Great Northern Union Pacific Santa Fe Reading	\$14⁹⁸
EMD GP-40 DIESEL — DUMMY 	4620 4623 4624 4625 4626 4631	Penn Central Burlington Great Northern Union Pacific Santa Fe Reading	\$5⁹⁸
EMD F-9 "A" UNIT — POWERED 	4640 4641 4643 4644 4645 4646 4651	Penn Central Penna. R. R. Burlington Great Northern Union Pacific Santa Fe Reading	\$10⁹⁸
EMD F-9 "A" UNIT — DUMMY 	4660 4661 4663 4664 4665 4666 4671	Penn Central Penna. R. R. Burlington Great Northern Union Pacific Santa Fe Reading	\$3⁹⁸
EMD F-9 "B" UNIT — POWERED 	4680 4681 4683 4684 4685 4686 4691	Penn Central Penna. R. R. Burlington Great Northern Union Pacific Santa Fe Reading	\$10⁹⁸
EMD F-9 UNIT — DUMMY 	4700 4701 4703 4704 4705 4706 4711	Penn Central Penna. R. R. Burlington Great Northern Union Pacific Santa Fe Reading	\$3⁹⁸

"N"

BACHMANN GAUGE LOCOMOTIVES

DIESEL NAME	STOCK NO.	ROAD NAME	LESS THAN
 UNITED AIRCRAFT TURBO — POWERED	4720 4727	Penn Central Canadian National	\$10 ⁹⁸
 UNITED AIRCRAFT TURBO — DUMMY	4740 4747	Penn Central Canadian National	\$3 ⁹⁸
 0-4-0 SWITCHER & SLOPE TENDER	4750 4757	Penn Central Southern Pacific	\$14 ⁹⁸
 4-8-4 SANTA FE & LONG 52' TENDER	4785 4786	Union Pacific Santa Fe	\$29 ⁹⁵
 BUDD METROLINER COACH — POWERED	4760	Penn Central	\$10 ⁹⁸
 BUDD METROLINER COACH — DUMMY	4770	Penn Central	\$3 ⁹⁸

"N" GAUGE RAILROAD ROLLING STOCK

BACHMANN

CAR TYPE

STOCK NO.

ROAD NAME

LESS THAN

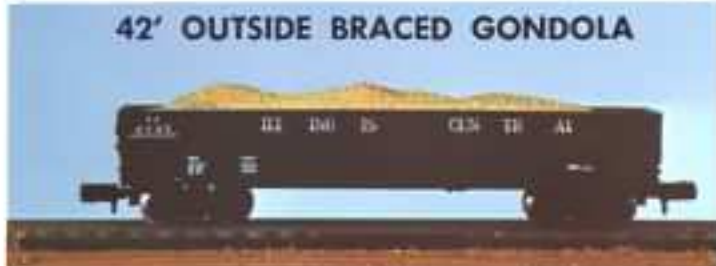
41' MECHANICAL REEFER



5002 North America
5003 Transport Leasing
5007 Union Pacific (UP)
5008 Iowa Beef Packers (IBP)
5009 Canadian National (CN)
5010 Dubuque
5019 Above Assorted

\$150

42' OUTSIDE BRACED GONDOLA



5023 CB & Q
5024 Wabash
5025 Rock Island
5026 Illinois Central
5027 Pittsburgh & Lake Erie (P&LE)
5028 Southern
5039 Above Assorted

\$150

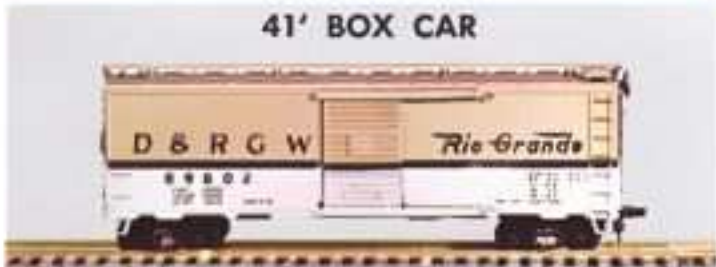
41' STOCK CAR



5042 Missouri-Kansas-Texas
5043 Chicago & Northwestern
5044 GN
5045 Southern Pacific
5046 AT & SF
5047 Union Pacific (UP)
5059 Above Assorted

\$150

41' BOX CAR



5061 PRR
5062 Louisville & Nashville
5063 New York Central
5064 GN
5065 Rock Island
5066 Denver & Rio Grande
5079 Above Assorted

\$150

41' QUAD OFFSET HOPPER



5081 PRR
5082 Missouri-Kansas-Texas
5083 Lehigh Valley
5084 Reading
5085 Minneapolis & St. Louis
5086 Boston & Maine
5099 Above Assorted

\$150

41' CHEMICAL TANK CAR



5101 Celanese
5102 Hooker
5103 Dow
5104 Rohm & Haas
5105 Union Carbide
5106 Koppers
5119 Above Assorted

\$150

"N"

BACHMANN

GAUGE RAILROAD ROLLING STOCK









CAR TYPE	STOCK NO.	ROAD NAME	LESS THAN
36' CABOOSE 	5400	P-C	\$200
	5401	PRR — Not in Asst.	
	5402	B & O	
	5403	CB & Q	
	5404	GN	
	5405	UP	
	5406	AT & SF	
	5411	Reading (RDG)	
5419	Above Assorted		
42' THREE DOME TANK CAR 	5421	Union	\$200
	5422	Shell	
	5424	Deep Rock	
	5426	Mobilgas	
	5427	Penn Salt	
	5428	Firestone	
	5439	Above Assorted	
	51' PLUG DOOR BOX CAR 	5445	
5446		AT & SF	
5447		Penn Central (P-C)	
5448		Illinois Central (IC)	
5449		Reading (RDG)	
5450		Boston & Maine (B & M)	
5459		Above Assorted	
51' MECHANICAL REEFER 		5461	Safeway
	5462	Pacific Fruit Express	
	5463	New York Central	
	5464	Miller	
	5465	Swift's	
	5466	AT & SF	
	5479	Above Assorted	
	47' COVERED HOPPER 70 TON 	5481	Avison
5482		B & O	
5483		Shippers Car Line	
5484		GN	
5485		Wabash	
5486		Koppers	
5499		Above Assorted	
52' DEPRESSED CENTER FLAT CAR 		5501	PRR
	5502	Louisville & Nashville	
	5503	New Haven	
	5504	GN	
	5505	Norfolk & Western	
	5506	Santa Fe	
	5519	Above Assorted	

"N" GAUGE RAILROAD ROLLING STOCK

CAR TYPE	STOCK NO.	ROAD NAME	LESS THAN
<p>65' STANDARD COMBINE</p> 	<p>5601 5605</p>	<p>Penna. R. R. Union Pacific</p>	<p>\$250</p>
<p>65' STANDARD COACH</p> 	<p>5611 5615</p>	<p>Penna. R. R. Union Pacific</p>	<p>\$250</p>
<p>57' UNITED AIRCRAFT TURBO COACHES</p> 	<p>5800 5807</p>	<p>Penn Central Canadian National</p>	<p>\$300</p>

"N"

BACHMANN GAUGE ACCESSORIES

ITEM	STOCK NO.	DESCRIPTION	LESS THAN
	7501	8" Radius Curved 90° Track	45¢
	7502	8" Radius Curved 45° Track	30¢
	7503	8" Radius Curved 22½° Track	20¢
	7504	8" Radius Curved 15° Track	17¢
	7505	8" Radius Curved 11¼° Track	17¢
	7506	9" Radius Curved 45° Track	30¢
	7507	9" Radius Curved 15° Track	17¢
	7510	Flexible Track	75¢
	7511	9" Straight Track	30¢
	7512	4½" Straight Track	17¢
	7513	2¼" Straight Track	17¢
	7514	1½" Straight Track	17¢
	7520	9" Straight Terminal w/Plugs	75¢ 2 for
	7521	Terminal Plug w/20" Lead Wires	50¢
	7522	4½" Straight Terminal w/Plugs	60¢
	7530	Snap-in-Railer	2 for 10¢
	7531	Portable Railer	2 for 50¢
	7532	Over & Under Pier Set	\$2.00
	7551	Manual Switch — Lefthand	\$3.00
	7552	Manual Switch — Righthand	\$3.00
	7561	Electric Switch — Lefthand	\$4.50
	7562	Electric Switch — Righthand	\$4.50
	6600	UL & CSA Approved N-Gauge Power Pak w/Speed & Directional Control Taps for Accessories & Trains — 500 MA	\$6.00

BACHMANN "N" GAUGE READY-TO-GO ACCESSORIES

ITEM

STOCK
NO.

DESCRIPTION

LESS
THAN



7001

SET #1
FIGURE ASSORTMENT
(12)

1.25



7002

SET #2
FIGURE ASSORTMENT
(12)

1.25



7003

SIGNAL BRIDGE
WITH 6
BLOCK SIGNALS

1.25

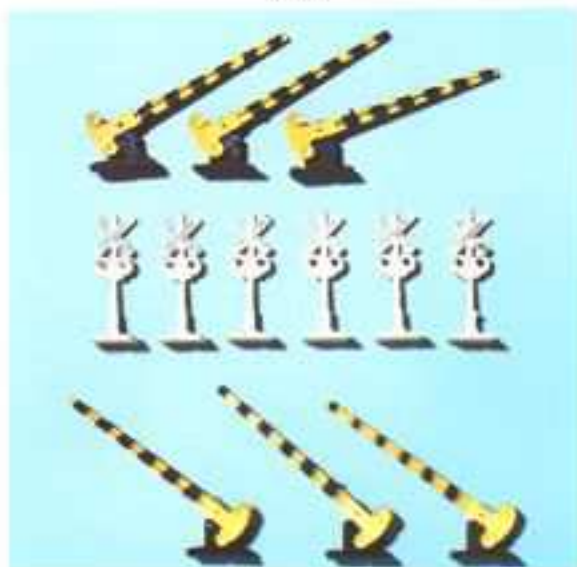
BACHMANN "N" GAUGE READY-TO-GO ACCESSORIES

ITEM

STOCK
NO.

DESCRIPTION

LESS
THAN



7004

CROSSING SIGNAL
AND GATES
(6 EACH)


1.25



7005

ANIMAL SET #1
(COWS AND HORSES)
(6 EACH)

1.25



7006

TELEPHONE POLES
(24)

1.25

BACHMANN "N" GAUGE READY-TO-GO ACCESSORIES



ITEM

STOCK
NO.

DESCRIPTION


LESS
THAN



7000

WIRED
LIGHTING DEVICE
FOR BLDGS.

.50



7007

WHITE
PICKET FENCE
(24)

1.25



7008

ANIMAL SET #2
GOATS, PIGS, SHEEP

1.25

BACHMANN "N" GAUGE READY-TO-GO ACCESSORIES

ITEM	STOCK NO.	DESCRIPTION	LESS THAN
	7009	MINIATURE PINE TREES	1.25
	7010	AUTOMOBILE SET #1 (6 PIECES)	1.25
	7011	MOTOR TRUCK SET #1 (3 PIECES)	1.25
	7012	CONSTRUCTION SET #1 (3 PIECES)	1.25

BACHMANN "N" GAUGE READY-TO-GO ACCESSORIES

STOCK
NO.

DESCRIPTION

LESS
THAN



7013

RAILROAD AND
STREET SIGNS
(12 EACH)

1.25



7014

HORSE AND WAGON
SET #1
(2 PIECES)

1.25



7015

FREIGHT LOAD
SET #1

1.25



7016

GIRDER BRIDGE

1.25

BACHMANN "N" GAUGE READY-TO-GO ACCESSORIES



STOCK
NO.

DESCRIPTION

LESS
THAN

7017

TRUSS BRIDGE

1.25



7018

CONSTRUCTION VEHICLES
SET #2

1.25



7019

MOTOR TRUCK
SET #2

1.25



7020

AUTO SET
SET #2

1.25

7021 REPLACEMENT 16 VOLT LAMP FOR #7000 (12 PER CARD) .25 EACH

"N"




BACHMANN GAUGE STRUCTURES

HAND DECORATED

PRE-ASSEMBLED


AMERICAN PROTOTYPE

SUPER DETAILED

ITEM	STOCK NO.	DESCRIPTION	LESS THAN
	7101	GAS STATION WITH PUMPS, SIGNS AND CAR	\$200
	7102	WATCHMAN'S SHANTY, TOWER, CROSSING SIGNAL AND GATE PLUS TWO WATCHMEN	\$200
	7103	SWITCH TOWER WITH TWO WORKERS	\$200

"N"

BACHMANN GAUGE STRUCTURES

ITEM	STOCK NO.	DESCRIPTION	LESS THAN
	7104	WATER TANK WITH WORKMAN	\$2 ⁰⁰
	7106	COALING STATION WITH 2 WORKMEN	\$2 ⁰⁰
	7201	BARN WITH ANIMALS AND FARMER	\$2 ⁵⁰
	7202	FARM HOUSE WITH DOG AND FIGURES	\$2 ⁵⁰

"N"

BACHMANN GAUGE STRUCTURES

ITEM	STOCK NO.	DESCRIPTION	LESS THAN
	7203	SPLIT LEVEL WITH OWNER AND CAR	\$2 ⁵⁰
	7204	TWO STORY HOUSE WITH PORCH AND FIGURE	\$2 ⁵⁰
	7205	NEW ENGLAND RANCHER	\$2 ⁵⁰
	7206	CHURCH WITH FIGURE	\$2 ⁵⁰

"N"

BACHMANN GAUGE STRUCTURES

ITEM

STOCK
NO.

DESCRIPTION

LESS
THAN



7207

MODERN
RANCH HOUSE

\$250



7301

FREIGHT STATION
WITH WORKERS AND
ACCESSORIES

\$300



7303

CONTEMPORARY
HOUSE

\$300



7304

DRIVE-IN
BANK

\$300

"N"

BACHMANN GAUGE STRUCTURES

ITEM	STOCK NO.	DESCRIPTION	LESS THAN
	7305	MEN'S STORE	\$3 ⁰⁰
	7401	PASSENGER STATION WITH PARKING LOT AND CAR	\$3 ⁵⁰
	7402	FACTORY WITH WORKERS AND ACCESSORIES	\$3 ⁵⁰
	7403	NEW CAR SHOWROOM WITH CARS	\$3 ⁵⁰