

N SCALE TRACK FACTS

ATLAS N SCALE TRACK – THE WISE CHOICE

With over 30 years experience designing, producing and perfecting N Scale products, Atlas has developed a worldwide reputation as a premier track maker. Our affordable track and switches are made from injection-molded plastic and nickel silver rail to ensure the highest quality, precision, reliability and performance, following the tradition of excellence begun by our founder, Stephen J. Schaffan, Jr. some 60 years ago. His creation and patenting of flexible track, “switch kits” and more set early industry standards, enhancing model railroading for millions and earning him a place of honor in the Model Railroad Industry Hall of Fame.

Every piece of finely engineered Atlas N Scale track continues that legacy. No wonder it's the choice of experts worldwide! From our highly regarded, extensive Code 80 and Code 55 track lines, to our newest innovation in N Scale, Code 65 N True-Track®, the minds of Atlas continue to produce the track model railroaders need and desire to set their layouts apart, and ensure smooth operation time after time.

UNDERSTANDING THE DIFFERENCE BETWEEN CODE 80 AND CODE 55 TRACK

N Scale Code 80 (Black Ties/Solid Nickel Silver Rail)

This time-tested, “traditional” Atlas standard is sturdy, durable and available in an extensive line that includes Snap-Track®, Snap-Switches, Super-Flex® Track, crossings, wyes and more.

N Scale Code 55 (Brown Ties/Solid Nickel Silver Rail)

Termed “tried and true” by industry experts, Code 55 track has a lower rail profile than Code 80, with the same dependable performance and flexibility. Designed for the scale modeler, its prototypical ties and rails will enhance your layout's appearance and operation.

NOTE: Some owners of older rolling stock may experience difficulties with Code 55 track due to wheels that do not comply with modern NMRA standards. This is simply rectified by fitting such cars with a low-profile wheel set, such as Atlas Item #22134.

(See Atlas' new N Scale Code 65 ready-to-run roadbed True-Track® on pgs. 19-20)




*(Black ties, nickel silver rail)
Code 80*

BEGINNING YOUR N SCALE LAYOUT

Atlas makes it easy to start and finish with success. Begin by choosing a location, size and shape for your layout. Ideas abound on pages 21-24, 29-30 and 36-40 in this catalog! Simply choose a layout and you're ready to go! Or you can download our popular RTS layout planning software FREE!

Visit www.atlasrr.com for more details.



(Brown ties, nickel silver rail) Code 55

Atlas' Right Track Software 10.0 - This convenient and clear-cut layout planning program allows modelers of all experience levels to design a layout using electronic templates of Atlas track, switches, bridges, turntables, buildings and electrical controls – free of charge! Featuring 3-D landscape creation, terrain design techniques, drawing tools, short-circuit detection and information on converting to Flex-Track®, it provides a wealth of information on all phases of layout-building.



Print out your final plan and use it as a blueprint while you build your railroad! The software will record the products you use to make shopping easier, whether at your hobby shop or in our online store.


Download our popular layout planning software FREE!
See pages 9-10 or visit our web site for more details.

HOBBY STORE LOCATOR: [HTTP://LOCATOR.ATLASRR.COM](http://locator.atlasrr.com)

N TRUE-TRACK[®]

N TRUE-TRACK[®] READY-TO-RUN ROADBED TRACK


The latest addition to Atlas' highly regarded track line comes with Code 65 rail, which is smaller than similar track currently on the market, enhancing the track's scale look while at the same time allowing equipment to operate flawlessly. Ties are dark brown for a prototypical look and tie spacing matches the US prototype. Experience the unparalleled realism of its simulated ballast roadbed in gray with mottled color highlights. Six items are now available and are sure to please those modelers that appreciate maximum realism on their layout. Find out more information at www.atlasrr.com/trackmisc/ncode65truetrack.htm




Item #2416 - 15.5" Radius Curve (8 pcs.)




Item #2491 - Terminal Rail Joiners (1 pair)




Item #2414 - 14" Radius Curve (8 pcs.)



Item #2420 - 90° Crossing
(1 pc.; Four 2" straights included)



Item #2412 - 12.5" Radius Curve (8 pcs.)



Item #2410 - 11" Radius Curve (8 pcs.)



Item #2492 - Insulated
Rail Joiners (12 pcs.)



Item #2490 - Rail Joiners
(24 pcs.)




Item #2413 - 1/2-12" Radius Curve (8 pcs.)



Item #2405 - 1" Straight (4 pcs.)



Item #2411 - 1/2-11" Radius Curve (8 pcs.)



Item #2404 - 2" Straight (6 pcs.)





Item #2425 - 2" Straight w/Bumper (Yellow - 2 pcs.)
Item #2426 - 2" Straight w/Bumper (Brown - 2 pcs.) - Not shown

To order, please find a dealer near you at <http://locator.atlasrr.com>. For more ordering information and pricing, please see the price list inserted in this catalog.

HOBBY STORE LOCATOR: [HTTP://LOCATOR.ATLASRR.COM](http://locator.atlasrr.com)

N TRUE-TRACK[®]


Item #2403 - 10" Straight (4 pcs.)



Item #2401 - 6" Straight (6 pcs.)



Item # 2402 - 6" Railer (2 pcs.)

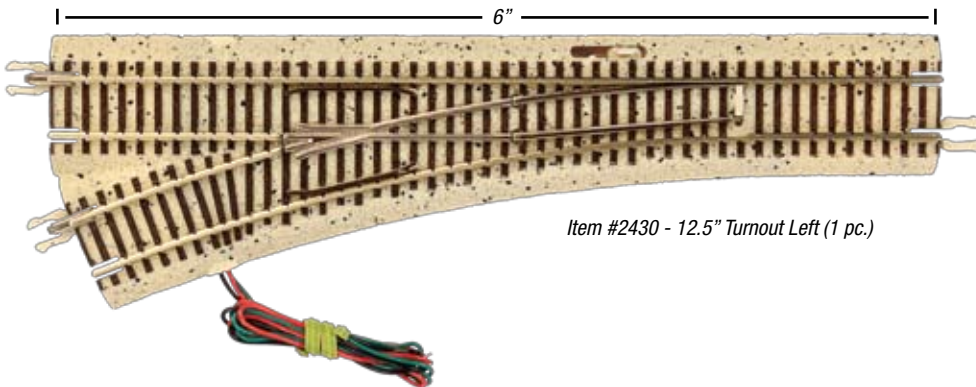


Item #2406 - 6" Terminal Track (2 pcs.)

NEW!



Item #2431 - 12.5" Turnout Right (1 pc.)



Item #2430 - 12.5" Turnout Left (1 pc.)

To order, please find a dealer near you at <http://locator.atlasrr.com>. For more ordering information and pricing, please see the price list inserted in this catalog.

HOBBY STORE LOCATOR: [HTTP://LOCATOR.ATLASRR.COM](http://locator.atlasrr.com)

N TRUE-TRACK® LAYOUTS

CHOOSING A LAYOUT

1. REVIEW THE LAYOUTS

This catalog gives you a basic overview of every railroad plan currently offered by Atlas. Once you have decided which layout fits your scale, skill level, size and price range (see price list inserted into this catalog), you will be ready to purchase the layout. Do not attempt to construct a layout by using this catalog only.

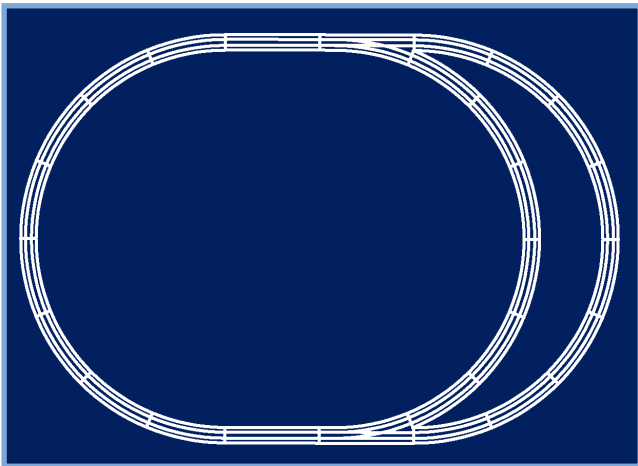
2. CHOOSE YOUR LAYOUT

Each layout can be found on our web site at www.atlasrr.com

NEW!

3. PURCHASE THE LAYOUT

Atlas products are sold worldwide in hobby shops, as well as on our online store. Developing a relationship with your local hobby shop can enhance and assist your model railroading experience. Utilizing the advanced Atlas International Dealer Locator on our website (below), you can view and download directions to hobby shops in your area. If you choose not to buy all components at once, you could divide the layout into independent sections, then expand your railroad at your discretion.



NTT-1 HOBOKEN BELTWAY

From web site: www.atlasrr.com

Minimum Table Size Required: 3' x 4'

N Scale Item #NTT-1

Products Required: Straight sections, radius sections, turnouts, insulated joiners, terminal joiners and a connector

The Hoboken Beltway is an introduction to the basic operation of all single-track railroading - the meeting of two trains at a "double-ended" siding long enough for one to pass the other. A perfect layout for the model railroader beginner, yet still interesting and fun to run. A nice thing about this layout is that it can be built on a small piece of plywood, so it only takes up a minimum amount of space.

NTT-2 LEWISTON LOOP

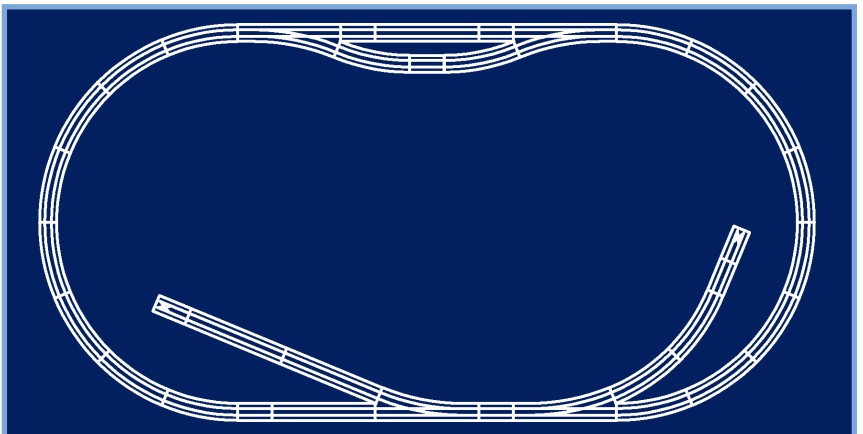
From web site: www.atlasrr.com

Minimum Table Size Required: 2' x 4'

N Scale Item #NTT-2

Products Required: Straight sections, radius sections, turnouts, bumpers, insulated joiners, terminal joiners and a connector

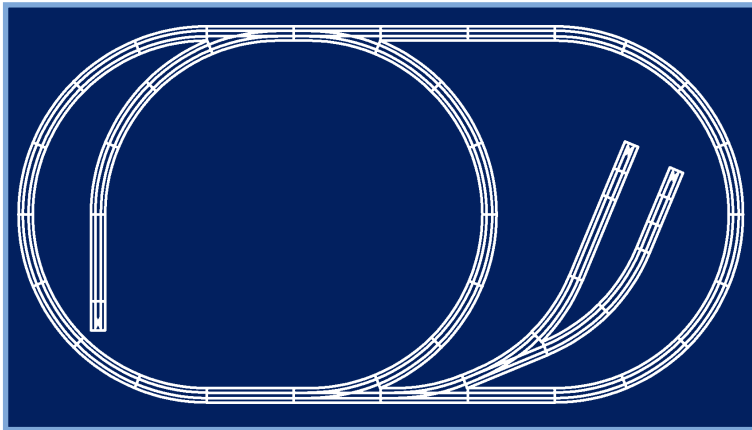
The Lewiston Loop layout has three industries on its two long spurs. One, called a "switchback" spur, requires your locomotive to make several moves to get a car to the proper industry location. This can keep two operators busy and interested.



To order, please find a dealer near you at <http://locator.atlasrr.com>. For more ordering information and pricing, please see the price list inserted in this catalog.

HOBBY STORE LOCATOR: [HTTP://LOCATOR.ATLASRR.COM](http://locator.atlasrr.com)

N TRUE-TRACK® LAYOUTS



NTT-3 BUZZARD'S BAY BELT LINE

From web site: www.atlasrr.com

Minimum Table Size Required: 3' x 5'

N Scale Item #NTT-3

Products Required: Straight sections, radius sections, turnouts, bumpers, insulated joiners, terminal joiners and a connector

This layout can be placed into operation with a minimum amount of effort. It features a single-track on its simple oval main line with one passing siding available.

NTT-4 TORRINGTON TRANSFER

From web site: www.atlasrr.com

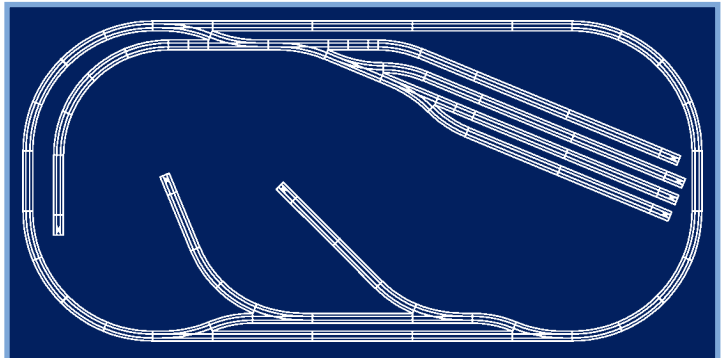
Minimum Table Size Required: 3' x 6'

N Scale Item #NTT-4

Products Required: Straight sections, radius sections, turnouts, insulated joiners, terminal joiners, bumpers and a selector

The Torrington Transfer at first appears to be a simple oval, but this oval will keep you busy for hours.

Complete with a four track yard and some light industrial switching, two operators can keep busy for hours with this layout. One operator can run the local switching job on one side of the layout while another operator can move cars around in the yard. So if you're into switching operations, this layout is for you!



NTT-5 FLORENCE RUNAROUND


From web site: www.atlasrr.com

Minimum Table Size Required: 3' x 5'

N Scale Item #NTT-5

Products Required: Straight sections, radius sections, turnouts, insulated joiners, terminal joiners, bumpers and a selector

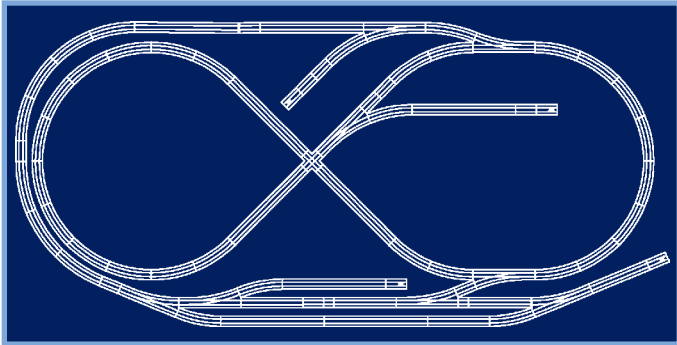
This railroad introduces the use of two separate power packs and the Atlas Selector to give independent control in the various sections of track separated by insulated rail joiners. Therefore, two trains can run at the same time, with each running at the speed and direction determined by the power pack to which the Selector has connected its block. As the dispatcher of this railroad, you will be kept busy scheduling movements.



To order, please find a dealer near you at <http://locator.atlasrr.com>. For more ordering information and pricing, please see the price list inserted in this catalog.

HOBBY STORE LOCATOR: [HTTP://LOCATOR.ATLASRR.COM](http://locator.atlasrr.com)

N TRUE-TRACK® LAYOUTS



NTT-6 PORT READING TERMINAL

From web site: www.atlasrr.com

Minimum Table Size Required: 3' x 6'

N Scale Item #NTT-6

Products Required: Straight sections, radius sections, turnouts, a crossing, bumpers, insulated joiners, terminal joiners and a selector

The Port Reading Terminal is a figure eight in disguise. This 66" X 32" layout includes a nice mainline run as well as a small yard and three industrial sidings with room to expand. This layout is designed with two operators in mind. One can be switching the yard located at the front of the layout while the other operator can run mainline freights, allowing for continuous mainline running with no waiting.

NTT-7 WATCHUNG HILLS RAILWAY

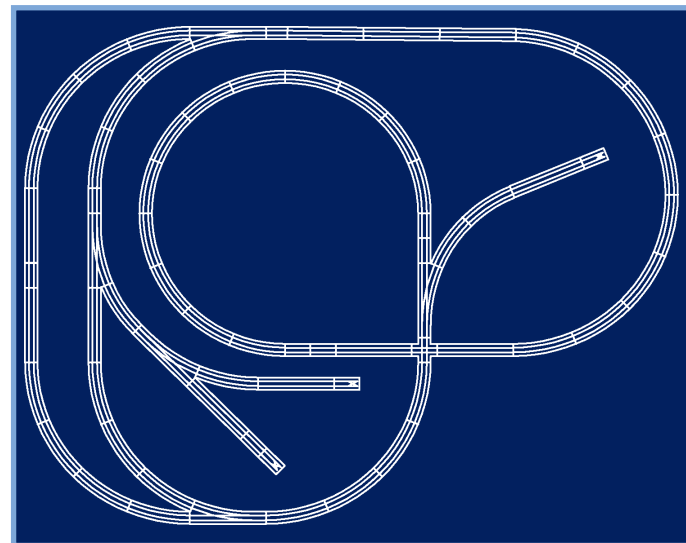
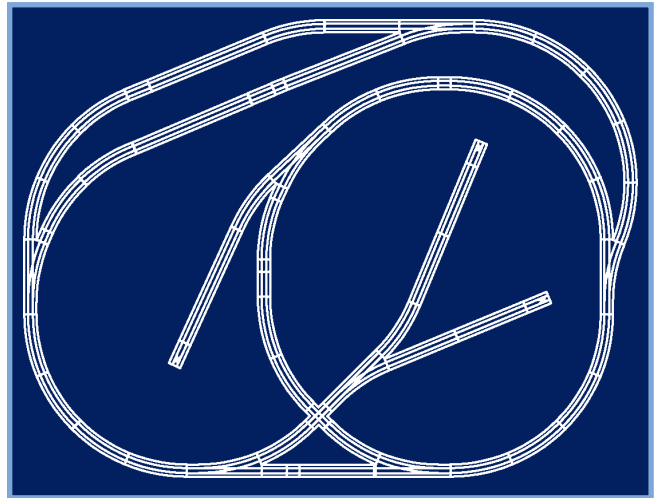
From web site: www.atlasrr.com

Minimum Table Size Required: 4' x 5'

N Scale Item #NTT-7

Products Required: Straight sections, radius sections, turnouts, a crossing, insulated joiners, terminal joiners, bumpers and a selector

The Watchung Hills Railway offers a variety of operating possibilities not normally found in a limited space. It's an ideal layout for beginners, yet can hold the interest of more experienced modelers as well. The entire design of this layout is unique in that it allows for easy expansion.



NTT-8 SOUTHSIDE VALLEY LINE

From web site: www.atlasrr.com

Minimum Table Size Required: 4' x 5'

N Scale Item #NTT-8


Products Required: Straight sections, radius sections, turnouts, a crossing, insulated joiners, terminal joiners, bumpers and a connector

The Southside Valley Line features a mainline run that crosses over itself, making the illusion that the run is longer than it really is. Also featured are three industrial spurs and a passing siding to stage an additional train. If desired, this layout can also be modified to eliminate the 90° crossing by elevating the landscape of the layout with various scenery and/or bench work techniques thus making it an "over and under" track plan. A simple, yet interesting layout, this track plan is great for the model who loves to watch trains run.

To order, please find a dealer near you at <http://locator.atlasrr.com>. For more ordering information and pricing, please see the price list inserted in this catalog.

HOBBY STORE LOCATOR: [HTTP://LOCATOR.ATLASRR.COM](http://locator.atlasrr.com)

N TRUE-TRACK[®] LAYOUTS



NTT-9 EAST SHORE & NORTHERN

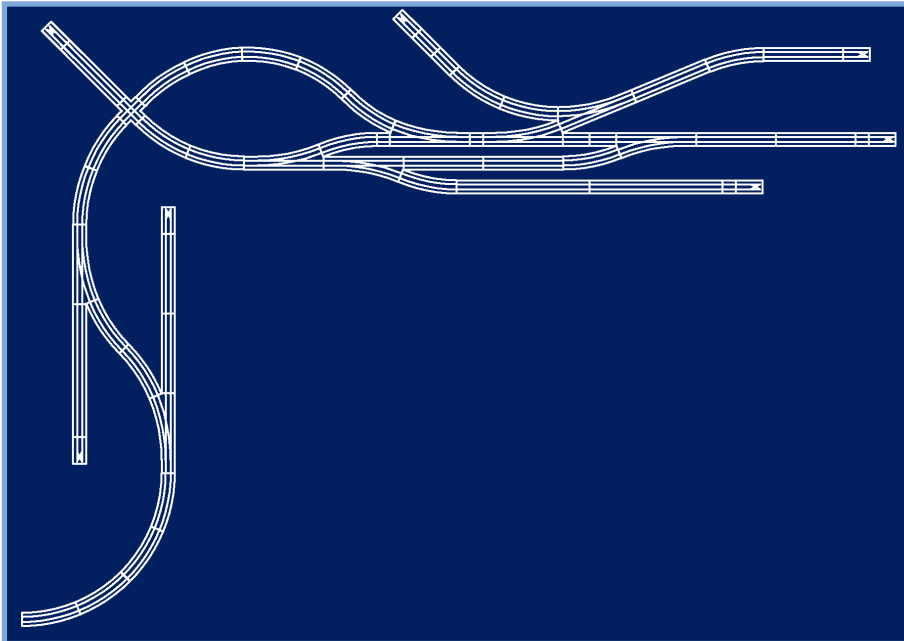
From web site: www.atlasrr.com

Minimum Table Size Required: 3' x 8'

N Scale Item #NTT-9

Products Required: Straight sections, radius sections, turnouts, bumpers, insulated joiners, terminal joiners and a selector

Operating the East Shore & Northern is easy with the proper planning. This "dog bone" style layout features plenty of industrial switching along with a small double ended yard to stage your trains in. With the sidings facing in both directions, the yard operator must arrange his train properly so that the cars are on the correct side of the locomotive so that they can be properly spotted in the various sidings. This layout also allows for a lengthy and enjoyable mainline run.



NTT-10 HILLSIDE INDUSTRIAL

From web site: www.atlasrr.com

Minimum Table Size Required: 4' x 8'

N Scale Item #NTT-10

Products Required: Straight sections, radius sections, turnouts, a crossing, bumpers, insulated joiners, terminal joiners and a selector

If you like a switching challenge, then the Hillside Industrial is the layout for you! Packed with turnouts, switch backs and tricky S-curves, this layout is sure to keep its operators busy for hours.

The Hillside Industrial fits snugly on a shelf as little as 15 inches wide. Operations involve taking cars from the interchange located on the front side of the layout and distributing them to the various industrial spurs throughout the layout. This layout is also blocked in a way that that two operators can work in two different portions of the layout at the same time. So if you're up for the challenge, this layout is for you!

To order, please find a dealer near you at <http://locator.atlasrr.com>. For more ordering information and pricing, please see the price list inserted in this catalog.

HOBBY STORE LOCATOR: [HTTP://LOCATOR.ATLASRR.COM](http://locator.atlasrr.com)

N CODE 55 TRACK

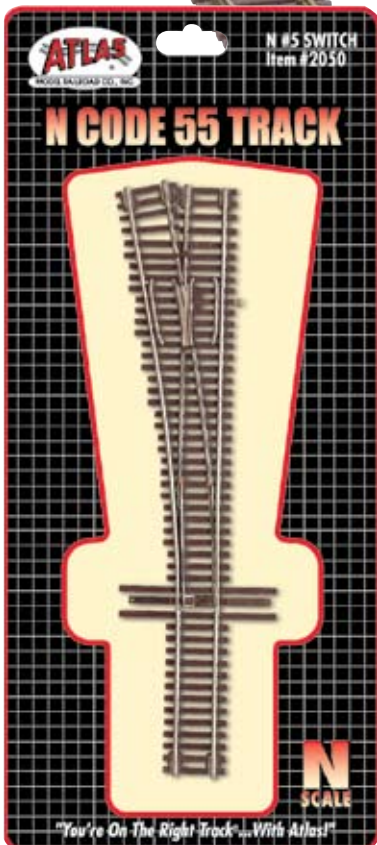
CODE 55 TRACK - THE "MODELER'S TRACK"

N Scale Code 55 track, with its simulated wood brown ties and smaller solid nickel silver rail, is the choice of discriminating modelers who desire a more prototypical look on their layouts. Using sophisticated technology, Atlas has engineered the ultimate in precision track, praised for its superior design and ease of use. In N Scale, Atlas offers one of the largest selections of sectional track and turnouts on the market today.

"Atlas track uses their tried-and-true approach of one fixed rail and one sliding rail, making it very easy to fit Atlas Flex-Track to nearly any radii...(it) can be easily straightened...it is nearly self-straightening. There is no doubt that Code 55 is visually closer to prototypical rail..."

Model Railroad News, September 2006

Item #2000 - Code 55 Super-Flex® Track



Item #2001 - 6" Rerailer (3 pcs.)



Item #2003 - 4.25" Straight (6 pcs.)



Item #2004 - 3" Straight (6 pcs.)



Item #2005 - 2" Straight (6 pcs.)



Item #2006 - 1.25" Straight (6 pcs.)



Item #2007 - 1" Straight (6 pcs.)



Item #2002 - 6" Straight (6 pcs.)


Item #2008 - .75" Straight (6 pcs.)

"You're On The Right Track...With Atlas!®"

To order, please find a dealer near you at <http://locator.atlasrr.com>.
For more ordering information and pricing, please see the price list inserted in this catalog.

HOBBY STORE LOCATOR: [HTTP://LOCATOR.ATLASRR.COM](http://locator.atlasrr.com)

N CODE 55 TRACK



Item #2010 - 10" Radius Full Curve (6 pcs.)



Item #2029 - 21.25" Radius Half Curve (6 pcs.)



Item #2012 - 11.25" Radius Full Section (6 pcs.)




Item #2027 - 20" Radius Half Curve (6 pcs.)



Item #2014 - 12.5" Radius Full Section (6 pcs.)



Item #2025 - 18.75" Radius Half Curve (6 pcs.)



Item #2016 - 13.75" Radius Full Section (6 pcs.)



Item #2023 - 17.5" Radius Half Curve (6 pcs.)



Item #2018 - 15" Radius Full Section (6 pcs.)




Item #2021 - 16.25" Radius Half Curve (6 pcs.)



Item #2020 - 16.25" Radius Full Section (6 pcs.)



Item #2019 - 15" Radius Half Curve (6 pcs.)



Item #2022 - 17.5" Radius Full Section (6 pcs.)



Item #2017 - 13.75" Radius Half Curve (6 pcs.)



Item #2024 - 18.75" Radius Full Section (6 pcs.)



Item #2015 - 12.5" Radius Half Curve (6 pcs.)



Item #2026 - 20" Radius Full Section (6 pcs.)



Item #2013 - 11.25" Radius Half Curve (6 pcs.)



Item #2028 - 21.25" Radius Full Section (6 pcs.)



Item #2011 - 10" Radius Half Curve (6 pcs.)

To order, please find a dealer near you at <http://locator.atlasrr.com>. For more ordering information and pricing, please see the price list inserted in this catalog.

HOBBY STORE LOCATOR: [HTTP://LOCATOR.ATLASRR.COM](http://locator.atlasrr.com)


N CODE 55 TRACK




Item #2030 - 30.609" Radius Section (6 pcs.)




Item #2031 - 71" Radius Curve (6 pcs.)



Item #2040 - 11.25° Crossing




Item #2041 - 22.5° Crossing




Item #2042 - 30° Crossing



Item #2043 - 45° Crossing



Item #2044 - 60° Crossing



Item #2045 - 90° Crossing

N CODE 55 SWITCH MACHINE

For use with Atlas Code 55 track, this switch machine comes with a double-pole, double-throw relay with actuating mechanism. It can face in either direction for ease of use. Nicely placed beneath your layout so you can throw your switches without being seen.








Item #2065 -
Under-Table Switch Machine

Note: Combined thickness must not exceed 1-5/8".


To order, please find a dealer near you at <http://locator.atlasrr.com>. For more ordering information and pricing, please see the price list inserted in this catalog.

HOBBY STORE LOCATOR: [HTTP://LOCATOR.ATLASRR.COM](http://locator.atlasrr.com)

N CODE 55 TRACK



Item #2056 - #2.5 Wye Turnout



Item #2057 - #3.5 Wye Turnout

- Code 55 Turnout Angles**
- #5 (Item #2050, 2051) Turnout Angle = 11° 25' (11.42°)
 - #7 (Item #2052, 2053) Turnout Angle = 8° 10' (8.17°)
 - #2.5 Wye (Item #2056) Turnout Angle = 22° 30' (22.50°)
 - #3.5 Wye Turnout (Item #2057) Turnout Angle = 16° 15' (16.26°)
 - #10 (Item #2054, 2055) Turnout Angle = 5° 43' (5.72°)



Item #2059 - 21.25" Radius Turnout Right



To order, please find a dealer near you at <http://locator.atlasrr.com>. For more ordering information and pricing, please see the price list inserted in this catalog.

HOBBY STORE LOCATOR: [HTTP://LOCATOR.ATLASRR.COM](http://locator.atlasrr.com)

N CODE 55 TRACK LAYOUTS

CHOOSING A LAYOUT

1. REVIEW THE LAYOUTS

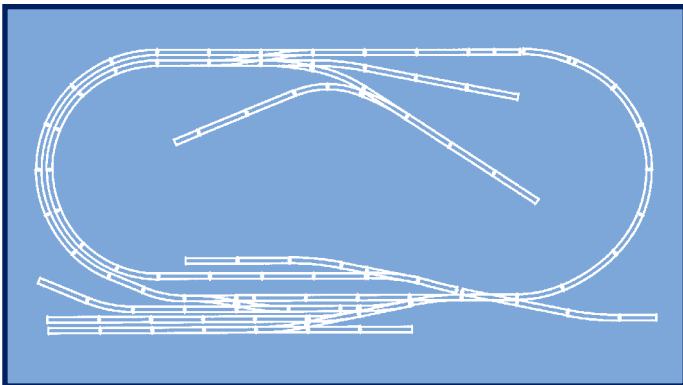
This catalog gives you a basic overview of every railroad plan currently offered by Atlas. Once you have decided which layout fits your scale, skill level, size and price range (see price list inserted into this catalog), you will be ready to purchase the layout. Do not attempt to construct a layout by using this catalog only.

2. CHOOSE YOUR LAYOUT

Each layout can be found on our web site at www.atlasrr.com

3. PURCHASE THE LAYOUT

Atlas products are sold worldwide in hobby shops, as well as on our online store. Developing a relationship with your local hobby shop can enhance and assist your model railroading experience. Utilizing the advanced Atlas International Dealer Locator on our website (below), you can view and download directions to hobby shops in your area. If you choose not to buy all components at once, you could divide the layout into independent sections, then expand your railroad at your discretion.



N-501 BREWSTER & MILLSTONE

From web site: www.atlasrr.com

Minimum Table Size Required: 3' x 6'

N Scale Item #N-501

Products Required: Super-Flex® track section, straight sections, radius sections, turnouts, bumpers, insulated joiners, terminal joiners and a Selector

The Brewster & Millstone provides lots of action in a small amount of space. This plan allows you to run through freights, local freights and a switching yard all in a 3' x 6' space! An exceptional layout for the modeler who wants to have it all.

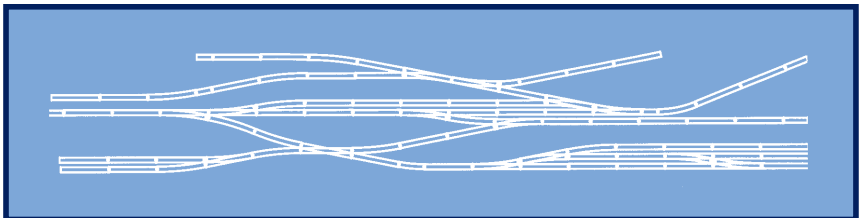
N-502 NEEDHAM JUNCTION

From web site: www.atlasrr.com

Minimum Table Size Required: 18" x 96"

N Scale Item #N-502

Products Required: Straight sections, radius sections, turnouts, a crossing, bumpers, insulated joiners, terminal joiners and a Selector

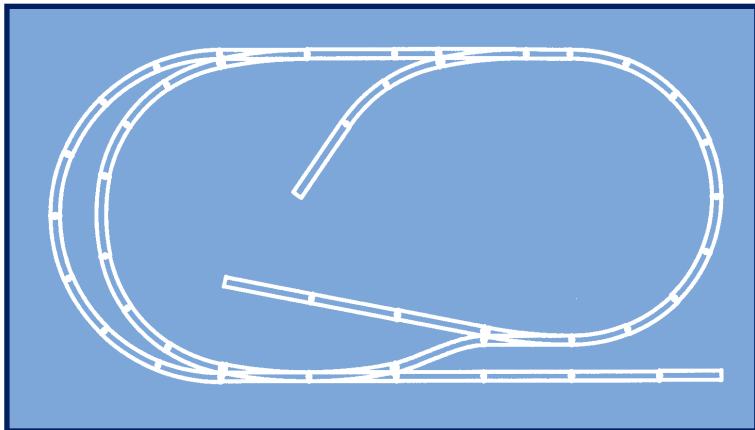


A great layout for the modeler who has a narrow or shelf working space! This 18" x 96" switching layout is a match for someone who likes a challenge in switching operations. The Needham Junction includes an interchange/yard, as well as a small switchback, that is sure to make any operating session an interesting one.

To order, please find a dealer near you at <http://locator.atlasrr.com>. For more ordering information and pricing, please see the price list inserted in this catalog.

HOBBY STORE LOCATOR: [HTTP://LOCATOR.ATLASRR.COM](http://locator.atlasrr.com)

N CODE 55 TRACK LAYOUTS



N-503 NARRANGANSETT BAY

From web site: www.atlasrr.com

Minimum Table Size Required: 2' x 4'

N Scale Item #N-503

Products Required: Super-Flex® track section, straight sections, radius sections, turnouts, insulated joiners, terminal joiners, bumpers and a selector

Similar to the Brewster & Millstone, this small but busy layout provides plenty of activity in a minimum amount of space, it is a perfect layout for someone who likes switching and running trains in loops. It has the room for a long train, allowing the modeler to showcase their locomotives and freight car fleet.

N-504 PLATTSBURG PRETZEL


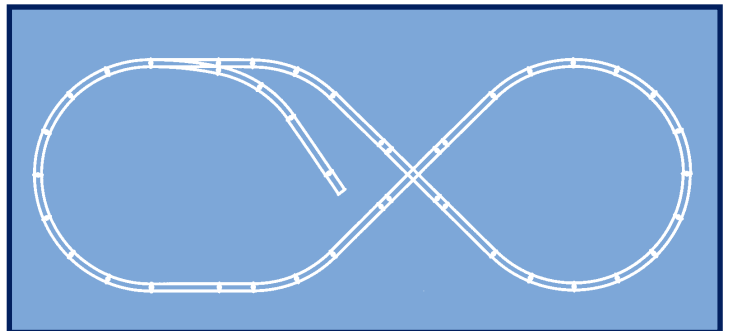
From web site: www.atlasrr.com

Minimum Table Size Required: 2' x 5'

N Scale Item #N-504

Products Required: Straight sections, radius sections, turnouts, a crossing, terminal joiners, bumper and a selector

Take an ordinary oval track, twist one end and you have one of the most popular track plan elements: the Figure 8. The Plattsburg Pretzel is a Figure 8, keeping its operation interesting by making the train appear to reverse its direction as it proceeds. This layout also adds interest by adding a spur for more train enjoyment.



N-505 NAUSET VALLEY RAILWAY

From web site: www.atlasrr.com

Minimum Table Size Required: 11'-6" x 3'-6"

N Scale Item #N-505

Products Required: Super-Flex® track section, straight sections, radius sections, turnouts, a crossing, insulated joiners, terminal joiners, bumpers and a selector

The 11'-6" x 3'-6" Nauset Valley Railway is designed for long main line running along with intricate switching. This "Dog Bone" style layout will provide modelers with plenty of work to do between running long through freights and working the local!


To order, please find a dealer near you at <http://locator.atlasrr.com>. For more ordering information and pricing, please see the price list inserted in this catalog.

HOBBY STORE LOCATOR: [HTTP://LOCATOR.ATLASRR.COM](http://locator.atlasrr.com)

N CODE 80 TRACK

N CODE 80 TRACK - BLACK TIES & NICKEL SILVER RAIL!

Our popular N Scale Code 80 track has been used on thousands of model railroads over the last 30 years. Easy to use and affordable, you will find that Atlas N Scale Code 80 track, with black ties and nickel silver rail, is built to last for ultimate performance.




Item #2501 - 5" Straight Snap-Track® Section (6 pcs.)




Item #2509 - Straight Snap-Track® Assortment


Includes two 2-1/2", four 1-1/4" and four 5/8" sections.
Provides you with an easy way to fill short gaps in sectional track layouts.




Item #2510 - 9-3/4" Radius Snap-Track® Section (6 pcs.)




Item #2511 - 1-2-9 3/4" Radius Snap-Track® Section (6 pcs.)



Item #2520 - 11" Radius Snap-Track® Section (6 pcs.)




Item #2521 - 1-2-11" Radius Snap-Track® Section (6 pcs.)



Item #2526 - 19" Radius Snap-Track® Section (6 pcs.)

Item #2500 - Super-Flex®
Track



See page 48 for tips on
how to use Flex-Track®!

To order, please find a dealer near you at <http://locator.atlasrr.com>. For more ordering information and pricing, please see the price list inserted in this catalog.

HOBBY STORE LOCATOR: [HTTP://LOCATOR.ATLASRR.COM](http://locator.atlasrr.com)


N CODE 80 TRACK




Item #2532 - Rerailer (3 pcs.)



Item #2536 - Bumper



Item #2564 - 15° Crossing




Item #2565 - 20° Crossing



Item #2566 - 30° Crossing



Item #2567 - 45° Crossing



Item #2568 - 60° Crossing



Item #2569 - 90° Crossing

To order, please find a dealer near you at <http://locator.atlasrr.com>. For more ordering information and pricing, please see the price list inserted in this catalog.

HOBBY STORE LOCATOR: [HTTP://LOCATOR.ATLASRR.COM](http://locator.atlasrr.com)

N CODE 80 TRACK

N STANDARD TURNOUTS


Our series of turnout make operating your layout a long lasting pleasure. More **RELIABLE** than ever, Atlas N turnouts feature:

- Refined and narrower flangeways at the frog and guard rails
- Positive mechanical attachment of points
- Better electrical conductivity
- Smaller switch machine for fit into tighter places
- Series of Custom-Line® Turnouts intended for use with Atlas Under-Table Switch Machines (#65 or #66) or ground throws

Code 80 Turnout Angles

- #4 (Item #2700, 2701, 2702, 2703, 2750, 2751)
Turnout Angle = 14° 15' (14.25°)
- #6 (Item #2704, 2705, 2706, 2707, 2752, 2753)
Turnout Angle = 9° 32' (9.53°)

N STANDARD TURNOUTS (REMOTE)



These turnouts have a remote control switch machine attached so you can wire the switch to be “thrown” (changing the direction of the rail), from your control panel rather than from the switch itself. Remote control turnouts include the #56 Switch Control Box and one piece of 19” radius track. *Caution: Do not hold button down for longer than one second.*



Item #2700 - Standard Remote Turnout, Left Hand
(Replaces a 5” straight)



Item #2701 - Standard Remote Turnout, Right Hand

N STANDARD TURNOUTS (MANUAL)

Manual turnouts can only be “thrown” (changing the direction of the rail) by flipping a lever on the switch by hand. These Standard N Scale manual turnouts can be easily converted to remote control with #2715 (left hand) and #2716 (right hand) switch machines (comes with one piece of 19” radius).



Item #2702 - Standard Manual Turnout, Left Hand



Item #2703 - Standard Manual Turnout, Right Hand


To order, please find a dealer near you at <http://locator.atlasrr.com>. For more ordering information and pricing, please see the price list inserted in this catalog.

HOBBY STORE LOCATOR: [HTTP://LOCATOR.ATLASRR.COM](http://locator.atlasrr.com)


N CODE 80 TRACK

N #6 TURNOUTS (REMOTE)

These turnout have a remote control switch machine attached so you can wire the switch to be "thrown" (changing the direction of the rail), from your control panel rather than from the switch itself. Remote control turnouts include the #56 Switch Control Box.



Item #2704 - #6 Remote Turnout, Left Hand




Item #2705 - #6 Remote Turnout, Right Hand

N #6 TURNOUTS (MANUAL)

Manual turnouts can only be "thrown" (changing the direction of the rail) by flipping a lever on the switch by hand. These #6 N Scale manual turnouts can be easily converted to remote control with #2715 (left hand) and #2716 (right hand) switch machines.




Item #2706 - #6 Manual Turnout, Left Hand



Item #2707 - #6 Manual Turnout, Right Hand

WHAT IS THE DIFFERENCE BETWEEN STANDARD AND #6 TURNOUTS?

The difference between the Standard turnout and #6 turnout is the angle at which the curved piece of track splits from the straight piece. The rails of the Standard turnouts split at a sharper angle than the #6 turnouts, creating a sharper curve. Therefore, Standard turnouts work better in smaller spaces.



Item #2708 - Standard Wye Remote Turnout (Powered)



Item #2709 - Standard Wye Manual Turnout (Unpowered)

To order, please find a dealer near you at <http://locator.atlasrr.com>. For more ordering information and pricing, please see the price list inserted in this catalog.

HOBBY STORE LOCATOR: [HTTP://LOCATOR.ATLASRR.COM](http://locator.atlasrr.com)

N CODE 80 TRACK

• • • • • N CUSTOM N LINE® STANDARD TURNOUTS • • • • •

Custom N Line® turnout are designed for use with the Atlas Under-Table Switch Machine or an after-market ground throw. Unlike the other N Scale turnouts which have shortened ties to allow for switch machine attachment, Custom N Line® turnouts have full-length ties. A double-ended throw-bar allows you to place your under-table switch machine on either side of the turnout. Comes with one piece of 19" radius track.



Item #2750 - Custom N Line® Standard Turnout, Left Hand




Item #2751 - Custom N Line® Standard Turnout, Right Hand



Item #2752- #6 Custom N Line® Turnout, Left Hand



Item #2753- #6 Custom N Line® Turnout, Right Hand



Item #2754 - Custom N Line® Standard Wye Turnout


• • • • • SWITCH MACHINES (REMOTE) • • • • •

Screw-on remote switch machines will quickly and easily convert Atlas Standard or #6 N turnouts to remote control. With a remote control turnout, you can wire the turnout to be "thrown" (changing the direction of the rail) from your control panel, rather than from the turnout itself.



Item #66 - Deluxe Under-Table Switch Machine

Includes a double-pole, double-throw relay with actuating mechanism. Can be used with most Atlas (and many other) HO and N scale switches. Note: Combined thickness must not exceed 1-5/8".



Item #65 - Under-Table Switch Machine

This switch machine positions nicely beneath your layout so you can throw your switches without it being seen. Can be used with most Atlas (and many other) HO and N scale switches. Note: Combined thickness must not exceed 1".



Item #2715 - Remote Switch Machine, Left Hand



Item #2716 - Remote Switch Machine, Right Hand

To order, please find a dealer near you at <http://locator.atlasrr.com>. For more ordering information and pricing, please see the price list inserted in this catalog.

HOBBY STORE LOCATOR: [HTTP://LOCATOR.ATLASRR.COM](http://locator.atlasrr.com)

N CODE 80 TRACK LAYOUTS

CHOOSING A LAYOUT

1. SELECTING YOUR LAYOUT


Each of the following layouts depicts a larger plan contained in an Atlas instruction book. The layouts in this catalog provide a basic overview of plans currently published by Atlas. After choosing a layout that fits your skill level, available space and budget, you'll find all the necessary information to construct it in the Atlas book listed. (Do not attempt to construct a layout based solely on the data in this catalog.) A product list is included with each layout in the appropriate Atlas instruction book.

2. CHOOSE YOUR LAYOUT BOOK

Each layout is detailed in one of the Atlas layout books. You will find the name and number of the book you'll need next to the sketch of your chosen layout. See page 7 for more details on Atlas layout books.

3. PURCHASE THE LAYOUT

Atlas products are sold worldwide in hobby shops, as well as on our online store. Developing a relationship with your local hobby shop can enhance and assist your model railroading experience. Utilizing the advanced Atlas International Dealer Locator on our website (below), you can view and download directions to hobby shops in your area. If you choose not to buy all components at once, you could divide the layout into independent sections, then expand your railroad at your discretion.



N-1 MINIMUM SIZE LOOP WITH PASSING TRACK

From Book #6: *Introduction to N Scale Model Railroading*

Minimum Table Size Required: 24" x 27"

N Scale Item #11001

Products Required: Straight sections, radius sections, turnouts, a crossing, insulated joiners and terminal joiners, necessary electrical components

The N1 is an introduction to the basic operation of all single-track railroading - the meeting of two trains at a "double-ended" siding long enough for one to pass the other. A nice thing about this layout is that it can be built on a small piece of plywood, so it only takes up a minimum amount of space.

N-2 LOOP WITH PASSING TRACK AND SIDINGS


From Book #6: *Introduction to N Scale Model Railroading*

Minimum Table Size Required: 24" x 40"

N Scale Item #11002

Products Required: Straight sections, radius sections, turnouts, a crossing, bumpers, insulated joiners and terminal joiners, necessary electrical components


On the N2, the passing track at the left end allows for a second more subtle maneuver when a single "local freight" is running on the line with cars to be delivered to both spur tracks. The locomotive can use the passing track to run around its train and get in position to shove cars into the spur which faces the "wrong way" for whichever direction it is traveling.



To order, please find a dealer near you at <http://locator.atlasrr.com>. For more ordering information and pricing, please see the price list inserted in this catalog.

HOBBY STORE LOCATOR: [HTTP://LOCATOR.ATLASRR.COM](http://locator.atlasrr.com)

N CODE 80 TRACK LAYOUTS



N-3 DOUBLE TRACK LOOP

From Book #6: *Introduction to N Scale Model Railroading*

N-3 Minimum Table Size Required: 24" x 27"

N Scale Item #11003

Products Required: Straight sections, radius sections, turnouts, a crossing, insulated joiners and terminal joiners, necessary electrical components

Layout N3 allows two trains to run continuously on the double-track main line. It also allows them to cross over to the other main and has a siding where a string of cars can be left for interchange.

N-4 DOUBLE TRACK LOOP



From Book #6: *Introduction to N Scale Model Railroading*

N-4 Minimum Table Size Required: 24" x 38"

N Scale Item #11004

Products Required: Straight sections, radius sections, turnouts, a crossing, bumpers, insulated joiners and terminal joiners, necessary electrical components

Layout N4 also features a double-track main line with cross-overs. For switching interest, this layout has a switchback siding.



N-5 "UP AND OVER" FIGURE 8

From Book #6: *Introduction to N Scale Model Railroading*

Minimum Table Size Required: 22" x 53"

N Scale Item #11005

Products Required: Straight sections, radius sections, turnouts, a crossing, bumpers, insulated joiners and terminal joiners, necessary electrical components

Take an ordinary oval of track, twist one end and you have a figure 8 plan. The tracks can cross at grade or you can bridge one over the other using an Atlas Pier Set to achieve the required elevation.

N-6 EXPANDED DOUBLE TRACK LOOP


From Book #6: *Introduction to N Scale Model Railroading*

Minimum Table Size Required: 27" x 50"

N Scale Item #11006

Products Required: Straight sections, radius sections, turnouts, a crossing, bumpers, insulated joiners and terminal joiners, necessary electrical components


On the N6, two long trains can be run in opposite directions. In addition, two single ended spurs and the switchback siding allow for a wider variety of switching moves.



To order, please find a dealer near you at <http://locator.atlasrr.com>. For more ordering information and pricing, please see the price list inserted in this catalog.

HOBBY STORE LOCATOR: [HTTP://LOCATOR.ATLASRR.COM](http://locator.atlasrr.com)

N CODE 80 TRACK LAYOUTS



N-7 TWICE AROUND VIA "UP AND OVER"

From Book #6: *Introduction to N Scale Model Railroading*

Minimum Table Size Required: 32" x 45"

N Scale Item #11007

Products Required: Straight sections, radius sections, turnouts, a crossing, bumpers, insulated joiners and terminal joiners, necessary electrical components

If you enjoy watching a long train work its way up and down the grades of a long winding main line, the N7 is the layout for you. On this layout, yard tracks are available for breaking up and storing long trains, and a passing track with two industry spurs is available to provide additional operating diversions.

N-8 TWICE AROUND VIA TURNOUTS



From Book #6: *Introduction to N Scale Model Railroading*

Minimum Table Size Required: 30" x 60"

N Scale Item #11008

Products Required: Straight sections, radius sections, turnouts, a crossing, bumpers, insulated joiners and terminal joiners, necessary electrical components

The N8 is two simple loops connected together with turnouts. The two loops can be operated separately for two-train operation. In addition to the main line, there are two generous double-ended sidings. Another feature is the yard which will allow the engine of an incoming train to drop its cars and then escape on the adjacent track by using the two switches at the left end.



N-9 MULTIPLE TRACK ARRANGEMENT

From Book #6: *Introduction to N Scale Model Railroading*

Minimum Table Size Required: 27" x 60"

N Scale Item #11009

Products Required: Straight sections, radius sections, turnouts, a crossing, bumpers, insulated joiners and terminal joiners, necessary electrical components

The N9 is best known for its busy multiple track main lines. It contains a four-track yard, which is representative of a minor subdivision point and can store about 32 cars; some dropped off by freights and others brought in from the lineside industries by the sidings.

N-10 CLOCKWISE AND VICE VERSA


From Book #7: *Nine N Scale Railroads*

Minimum Table Size Required: 28" x 54"

N Scale Item #11010

Products Required: Straight sections, radius sections, turnouts, a crossing, bumpers, insulated joiners and terminal joiners, necessary electrical components


On the N10, two trains can keep moving. Its main line is a single track with two places where trains can meet or pass. One of the passing sidings parallels the main track, while the other provides an alternate figure 8 route.



To order, please find a dealer near you at <http://locator.atlasrr.com>. For more ordering information and pricing, please see the price list inserted in this catalog.

HOBBY STORE LOCATOR: [HTTP://LOCATOR.ATLASRR.COM](http://locator.atlasrr.com)

N CODE 80 TRACK LAYOUTS



N-11 UNHINGED AND HORIZONTAL

From Book #7: *Nine N Scale Railroads*

Minimum Table Size Required: 30" x 78"

N Scale Item #11011

Products Required: Straight sections, radius sections, turnouts, a crossing, bumpers, insulated joiners and terminal joiners, necessary electrical components

The N11 has a unique feature: an "out and back" with a cut-off for continuous running. This railroad is also fun to operate. For example, the local freight which can leave the terminal first, has to keep the passenger schedule in mind and be sure to be in the passing track in time to avoid delaying the first-class train.

N-12 MINERAL RANGE ROUTE



From Book #7: *Nine N Scale Railroads*

Minimum Table Size Required: 48" x 96"

N Scale Item #11012

Products Required: Straight sections, radius sections, turnouts, a crossing, bumpers, insulated joiners and terminal joiners, necessary electrical components

This is a relatively big railroad area. The N12 enable you to exploit N scale's prime advantage: you can run long trains on it and still have enough room for plenty of scenery. On this layout, your trains can go from clockwise to counterclockwise travel and back again, without having to back up or be reshuffled at the terminal.



N-13 BADGER, BLOCKADE & BUFFALO

From Book #7: *Nine N Scale Railroads*

Minimum Table Size Required: 13.25" x 144"

N Scale Item #11013

Products Required: Straight sections, radius sections, turnouts, a crossing, bumpers, insulated joiners and terminal joiners, necessary electrical components

The N13 represents two separate mini-districts of a railroad. One, whose trackage is the Interchange District, swaps cars from all over the US. Its main task is to interchange traffic with the Industry District. The Industry District of the BB&B has one other connection with the outside world, but its principal purpose in life is to serve eleven other industries.

N-14 MONOPOLY AND OCTOPUS


From Book #7: *Nine N Scale Railroads*

Minimum Table Size Required: 48" x 48"

N Scale Item #11014

Products Required: Straight sections, radius sections, turnouts, a crossing, bumpers, insulated joiners and terminal joiners, necessary electrical components


Trains running on the flat simply aren't as interesting as those running over and under each other on a bridge. Since this layout features two passing tracks as well as two reversing tracks which allows you to have complete freedom of direction, it is a very exciting railroad.



To order, please find a dealer near you at <http://locator.atlasrr.com>. For more ordering information and pricing, please see the price list inserted in this catalog.

HOBBY STORE LOCATOR: [HTTP://LOCATOR.ATLASRR.COM](http://locator.atlasrr.com)

N CODE 80 TRACK LAYOUTS



N-15 BROAD HORIZONS RAILROAD

From Book #7: *Nine N Scale Railroads*

Minimum Table Size Required: 48" x 120"

N Scale Item #11015

Products Required: Straight sections, radius sections, turnouts, a crossing, bumpers, insulated joiners and terminal joiners, necessary electrical components

The entire main line of the N15 has 19-inch radius curves. This means that trains of long cars look at home on it, and trains of short cars look even better. On the Broad Horizons you'll typically run long, main line trains. Since the branch has sharp turns which tend to give it a different flavor from the main line, there are many possibilities for additional industry tracks when you get around to it.

N-16 ATLANTIC LONGHAUL LINES


From Book #7: *Nine N Scale Railroads*

Minimum Table Size Required: 48" x 96"

N Scale Item #11016

Products Required: Straight sections, radius sections, turnouts, a crossing, bumpers, insulated joiners and terminal joiners, necessary electrical components

The N16 is a transitional railroad, mostly solid, flattop construction, but with a partial second deck reached via Atlas Piers on one track and an elevated plywood ramp on another. Its most notable innovation is its sit-in design. To achieve this, all you have to do is cut a trapezoidal notch out of the platform, big enough to sit in, and then use the plywood thus liberated as the second deck.



N-17 SCENIC AND RELAXED


From Book #7: *Nine N Scale Railroads*

Minimum Table Size Required: 36" x 72"

N Scale Item #11017

Products Required: Straight sections, radius sections, turnouts, a crossing, bumpers, insulated joiners and terminal joiners, necessary electrical components

With this layout you can get a lot of railroad and scenery in a small area due to the full "open grid" construction in which track boards are located on stilts only where road-bed is required and the rest of the space is completely open. Other good features of the N17 are a twice-around main line with two double-ended passing tracks allowing continuous operation of two trains on a single track.



N-18 GULF SUMMIT LINES... SUSQUEHANNA VALLEY RAILWAY


From Book #7: *Nine N Scale Railroads*

Minimum Table Size Required: 48" x 74.25"

N Scale Item #11018

Products Required: Straight sections, radius sections, turnouts, a crossing, bumpers, insulated joiners and terminal joiners, necessary electrical components

In a 48 x 74 inch space, this layout boasts two separate railroads, both double-track; one an irregular oval and the other a figure 8. Also featured are two interconnecting tracks which ramp their way up from the Susquehanna Valley to the Gulf Summit.



To order, please find a dealer near you at <http://locator.atlasrr.com>. For more ordering information and pricing, please see the price list inserted in this catalog.

HOBBY STORE LOCATOR: [HTTP://LOCATOR.ATLASRR.COM](http://locator.atlasrr.com)

N TRACK CLEANING CAR



Item #32555 - Maintenance of Way

N SCALE TRACK CLEANING CAR

Running your trains on rails that are grimy with dust, dirt and grit impedes performance and can harm your equipment. It is important to keep your track clean to protect your fleet and keep your trains running smoothly.

Each car includes one track cleaning car, three dry-type discs, three moist-type cleaning discs, vacuum fan disc (installed), disc changer tool, brush and sponge. The N Scale Track Cleaning Car is only available with Rapido couplers. (Cleaning Fluid not included. Modelers may use any commercially available track cleaner. Use as directed)



Item #32551 - Maintenance of Way



Item #32550 - Atlas - ATCX



Item #32554 - Maintenance of Way



Item #32552 - Cleaning Head Replacement Set



Item #32553 - Cleaning Disk Replacement Set

To order, please find a dealer near you at <http://locator.atlasrr.com>. For more ordering information and pricing, please see the price list inserted in this catalog.

HOBBY STORE LOCATOR: [HTTP://LOCATOR.ATLASRR.COM](http://locator.atlasrr.com)

N STRUCTURES & ACCESSORIES

N SCALE PRE-ASSEMBLED TRACKSIDE STRUCTURES

If time is a problem for you, get on board with N Scale pre-assembled structures! Offered in a variety of color schemes and styles, these structures will add prototypical realism to your layout. With no painting or gluing necessary, you can spend more time doing what you love - operating your trains!



Item #2845-1 - N Kate's Colonial Home
(Also Available in Olive/Green and Gold/Red)



Item #2852-1 - N Kim's Classic Home
(Also Available in Light Blue/Dark Blue/Beige/Black and Tan/Mustard/Yellow/Cream/Dark Green)

Lovely Ladies Home Series™

Modeled after popular catalog homes of the 1920s and molded in attractive colors, the Lovely Ladies Home Series™ from Atlas Model Railroad Company will be an asset to any layout.



Item #2847-2 - N Barb's Bungalow
(Also Available in Gray/Blue/Black and White/Green/Black)



Item #2849-3 - N Maywood Station
(Also Available in Gray/Maroon and Tan/Brown)

N SCALE TRACKSIDE STRUCTURE KITS & ACCESSORIES

Atlas has taken some of our popular HO structure kits and recreated them for N Scalers! Each kit is modeled after an actual prototype and is molded in appropriate colors so painting is not required. Assembly is easy using plastic compatible glue (not included).



Accessories that come with station and platform kits include a luggage cart with baggage and freight, a hand truck and a freight scale. Intricate exterior details of #2841 & #2842 include: an inlaid brick chimney, drainage pipes, oil tank, eave supports and realistically shingled roof.

Item #2841 & 2842 - N Passenger Station Kit
& N Station Platform Kit

To order, please find a dealer near you at <http://locator.atlasrr.com>. For more ordering information and pricing, please see the price list inserted in this catalog.

HOBBY STORE LOCATOR: [HTTP://LOCATOR.ATLASRR.COM](http://locator.atlasrr.com)

N STRUCTURES & ACCESSORIES



Item #2840 - N Signal Tower Kit



Item #2848 - N Maywood Station Kit



Item #2846 - N Barb's Bungalow Kit



Item #2851 - N Kim's Classic Home Kit



Item #2844 - N Kate's Colonial Home Kit




Item #2880 - N Kate's Colonial Micro-Plywood Garage Kit



Item #2860 - Barb's Bungalow Micro-Plywood Garage Kit



Item #2801 - N Telephone Poles
(12 pcs.)



Item #2850 - N Hairpin Style Fence

To order, please find a dealer near you at <http://locator.atlasr.com>. For more ordering information and pricing, please see the price list inserted in this catalog.

HOBBY STORE LOCATOR: [HTTP://LOCATOR.ATLASRR.COM](http://locator.atlasrr.com)


N STRUCTURES & ACCESSORIES

N ROUNDHOUSE KIT & ACCESSORIES

The basic 3-stall kit features brick detail, opening doors, stalls spaced at 15 degrees, an office, two styles of ventilators and modular construction. Molded in appropriate colors, it is expandable by additional 3-stall kits as desired. Each stall fits max. 8" locomotive over couplers. Designed to work with Atlas N Turntable #2790 and Atlas N Motor Drive #2791.



Item #2843 - N Roundhouse Kit (L 10-3/8" x W 11" x H 3")



Item #2790 - N Turntable
(Turntable Deck = 7-1/2")



Back view



Item #2791 - N Turntable Motor Drive Unit
(Replacement belts sold separately, Item #9279112)



N BRIDGES & ACCESSORIES


All bridges are the same length as a standard 5" straight section. Snap them together atop the #2543 Bridge Piers in any number and arrangement for an impressively realistic multi-span structure!



Item #2542 - Code 80 Straight Pier Girder
(4 pcs.)



Item #2546 - Code 80 Warren Truss Bridge



Item #2547 - Code 80 Deck Truss Bridge



Item #2548 - Code 80 Plate Girder Bridge



Item #2543 - Code 80 Bridge Pier
(3 pcs.)


To order, please find a dealer near you at <http://locator.atlasrr.com>. For more ordering information and pricing, please see the price list inserted in this catalog.

HOBBY STORE LOCATOR: [HTTP://LOCATOR.ATLASRR.COM](http://locator.atlasrr.com)

N STRUCTURES & ACCESSORIES



Item #2826 - Viaduct Kit



Item #2541 - Code 80 Over 'N Under Pier Set (25 pcs.)

Two each of 12 graduated concrete piers plus #2542 Straight Pier Girder. Pier heights range from 9/64" through 1-11/16" by 9/64" increments. Grade with piers spaced at 5" intervals is 2.8%.

• • • • • **N CODE 55 THROUGH PLATE GIRDER BRIDGE** • • • • •



Item #2080 - Single Track Kit



Item #2081 - Double Track Kit



Item #2082 - Add-On Kit

• • • • • **N CODE 55 & CODE 80 THROUGH TRUSS BRIDGE KITS** • • • • •

NEW!



Item #2070 - Code 55 Through Truss Bridge Kit (Black)
Item #2071 - Code 55 Through Truss Bridge Kit (Silver) - Not Shown



Item #2070 - High View



Item #2570 - Code 80 Through Truss Bridge Kit (Black)
Item #2571 - Code 80 Through Truss Bridge Kit (Silver) - Not Shown

To order, please find a dealer near you at <http://locator.atlasrr.com>. For more ordering information and pricing, please see the price list inserted in this catalog.

HOBBY STORE LOCATOR: [HTTP://LOCATOR.ATLASRR.COM](http://locator.atlasrr.com)

N STRUCTURES & ACCESSORIES

••••• N CODE 80 DECORATED PLATE GIRDER BRIDGE •••••

Based on common prototypes, Atlas' detailed N Code 80 Plate Girder Bridges are now decorated for well-known railroads across the country. These bridges are made with the same high-quality construction you've come to expect from Atlas.

**CSX licensed product*



Item #2549 - Delaware & Hudson



Item #2550 - Erie



*Item #2551 - New York Central**



Item #2552 - Rio Grande



Item #2553 - Santa Fe



Item #2554 - Union Pacific



Item #2555 - Great Northern



Item #2556 - Lackawanna



Item #2557 - New Haven



Item #2558 - Nickel Plate Road



Item #2559 - Pennsylvania



Item #2560 - Southern Pacific

To order, please find a dealer near you at <http://locator.atlasrr.com>. For more ordering information and pricing, please see the price list inserted in this catalog.

HOBBY STORE LOCATOR: [HTTP://LOCATOR.ATLASRR.COM](http://locator.atlasrr.com)