

TABLE OF CONTENTS

INTRODUCTION

The Difference between N, HO & O 2

Getting started in N, HO & O 3-6

Atlas Books - All Scales 7

Layout Tools - All Scales 8

Electrical Components - All Scales 9-11

Parts & Service..... 12-15

N SCALE TRACK

N Track Facts..... 16

N Scale True Track..... 17

N Code 55 Track..... 18-21

N Code 55 Layout Packages..... 22-23

N Code 80 Track..... 24-28

N Code 80 Layout Packages..... 29-33

N Track Cleaning Car & Accessories 34

N Structures & Accessories 35-38

FLEX TRACK

N, HO & O Flex Track..... 39-40

HO SCALE TRACK

HO Frequently Asked Questions..... 41

HO True-Track® (Roadbed Track)..... 42-43

HO True-Track® Layout Packages 44-47

HO Code 83 Track..... 48-53

HO Code 100 Track..... 54-60

HO Code 83 & 100 Layout Packages 61-70

HO Track Cleaning Car - *NEW to HO Scale!*..... 71

HO Structures & Accessories 72-78



©2009, Alas Model Railroad Company. All rights reserved.
 378 Florence Avenue, Hillside, NJ 07008
 Phone: 908-687-0880 Fax: 908-851-2550
 www.atlasrr.com www.atlaso.com

O SCALE TRACK

O Frequently Asked Questions 79

O 3-RAIL 21ST CENTURY TRACK SYSTEM

O 3-Rail Nickel Silver Track 80-86

O 3-Rail Track Layouts 87-96

Design Your Own 3-Rail Layout with Atlas O 97-99

O 3-Rail Roadbed 100-102

O INDUSTRIAL RAIL™ 3-RAIL TRACK SYSTEM

O 3-Rail Tinplate Roadbed Track..... 103-104

Connecting Atlas O 3-Rail Track 105-106

O 2-RAIL SCALE TRACK SYSTEM

O 2-Rail Nickel Silver Track 107-109

O 2-Rail Track Layouts 110-111

Designing Your Own 2-Rail Layout with Atlas O 112

O Structures & Accessories..... 113-118

SIGNAL SYSTEMS

O Scale Signal System..... 119-122

HO & N Scale Signal System 123-124

Tips & Tricks 125-126



Prices subject to change without prior notification. Atlas reserves the right to cancel any announced product. Any product pricing errors may be corrected at any time through notification of distributors, dealers and on our websites at www.atlasrr.com or www.atlaso.com.

QSI®, Quantum System™ are registered trademarks of QSI Industries, Inc.
 AccuMate® couplers are made under license from AccuRail, Inc.
 TrainMaster® Command is a registered trademark of and licensed by Lionel, LLC
 *CSX Licensed Product
 Products bearing Chicago & North Western, Rio Grande, Southern Pacific, and Union Pacific Railroad marks are made under trademark license from Union Pacific Railroad Company.

Please note: For the purpose of this catalog, photos and/or illustrations on pages may be shown larger or smaller than actual size.

N SCALE VS. HO SCALE VS. O SCALE

Which scale is right for you? That is the first and most important question you must answer when beginning the hobby of model railroading. Understanding model railroading terminology is essential to your knowledge and enjoyment, so let's start at the beginning.

.....

Scale = the proportion of the model to the prototype

Gauge = the width of the track, measured between the railheads

There are three main scales of model trains to choose from. The primary determining factor is the amount of space you plan to contribute to your hobby. The smaller the scale, the less space needed to run your layout. The larger the scale, the more room is required. Your layout's shape, as well as the amount of detail and enhancements you plan to include must also be considered.



N SCALE:

N Scale is the second most popular scale and quite small, being 1:160 proportioned to the prototype. Smaller trains will mean less detail, but you can run a large layout in a smaller area than HO. The gauge on the track is 9mm.

HO SCALE:

This is the most popular scale and is 1:87 proportion to the prototype. It requires a small area for a layout, using a sheet of plywood or even a bookshelf for some of the smaller layouts, and there are many products available for HO scale modelers. The track it runs on is 16.5mm gauge.

O SCALE:

"O" is the largest of the common model trains, with a proportion of 1:48 of the prototype. This requires a larger area than HO or N for a layout and the trains are more detailed. O scale track is 1-1/4" gauge.

Extensive information regarding scales and the specifics of constructing your first layout can be found in the books detailed on page 7, and on our website, located at the bottom of this page.

GETTING STARTED

Once you've chosen a scale, the next step is to choose a layout plan that interests you so you can begin creating your first model railroad. For a look at some of our most interesting and popular layout plans, please see pages 22-23 & 29-33 for N scale layout plans, pages 44-47 & 61-70 for HO scale layout plans and pages 87-96 & 110-111 for O scale layout plans.

The quickest and easiest way to begin is with an Atlas train set, which includes everything you need to get set up and running right out of the box! Regardless of your experience level, Atlas offers Starter Train Sets, Track Expansion Packs, Trolley Sets (O scale only) and more to enable you to start and finish with success.

GETTING STARTED IN N SCALE



Item #2102 shown

N TRAINMAN® TRAIN SETS - Perfect for the Holidays!

Built with the same detail and long-lasting performance as all Atlas products, these sets offer high performance locomotives and rolling stock! Packed in a convenient, colorful storage box, each set includes a 24" x 30" oval of N True-Track®, a power pack, locomotive, box car, covered hopper, tank car, coal hopper and caboose. The prototypical Code 65 roadbed track included features simulated ballast gray roadbed with mottled color highlights.


New Train Sets are released every year!

Log on to www.atlasrainman.com and see what's currently available!

"You're On The Right Track...With Atlas!®"



Item #2100 shown



Item #2588 - N Scenic Ridge Track Pack

N TRACK PACK

Contains all of the Atlas N Scale Code 80 track (black ties, nickel silver rail), including bridges, switches and rail joiners needed to build Woodland Scenics Scenic Ridge Layout Kit. For a complete list of all pieces, please see www.atlasrr.com/trackpack.htm



Item #2150 - N Figure 8 True-Track® Add-On Pack

N TRAINMAN® ADD-ON PACK


Turn your existing oval track set into a 24" x 56" Figure 8 with ease! The prototypical N Code 65 roadbed track included features simulated ballast, gray roadbed with mottled color highlights. Figure 8 True-Track® Add-on Packs expand your existing set or add on to any True-Track® layout.

To order, please find a dealer near you at <http://locator.atlasrr.com>. For more ordering information and pricing, please see the price list inserted in this catalog.

PHONE: 908-687-0880 FAX: 908-851-2550 WWW.ATLASRR.COM WWW.ATLASO.COM

GETTING STARTED

GETTING STARTED IN HO SCALE



Item #588 - Code 83 Snap-Track® Starter Set



Item #488 - True-Track® Starter Set




Item #88 - Code 100 Starter Set

HO STARTER SETS

Great starter sets are available in three different Atlas HO track lines! A snap for beginners to assemble, these sets come in Code 83 (brown ties, nickel silver rail), Code 100 (black ties, nickel silver rail) and reliable Atlas True-Track® (Code 83 track snapped into gray graveled roadbed). Each contains enough Snap-Track®, Snap-Switches® and components to assemble a 38" x 56" oval layout with passing siding. Complete assembly instructions provided. *Power pack sold separately, see page 11.*



Item #589 - HO Grand Valley Track Pack



Item #578 - HO River Pass Track Pack

HO TRACK PACKS

Contains all of the Atlas HO Scale Code 83 track (brown ties, nickel silver rail), switches, bridges and rail joiners needed to build Woodland Scenics Layout Kits. For a complete list of all track pieces, please see

www.atlasrr.com/hotrackpack.htm
www.atlasrr.com/trackmisc/hotrackpackr.htm



Item #0034 shown

HO TRAINMAN® TRAIN SETS - *Perfect for the Holidays!*

Offering incredible value at an economical price, each Atlas HO Trainman® Train Set comes complete with a locomotive and matching caboose, three freight cars, an oval of reliable Atlas True-Track®, a power pack and the *Blueprints for Ten True-Track® Layouts* book; all packaged in a reusable, easy to store box with handle.

New Train Sets are released every year!

Log on to www.atlastrainman.com and see what's currently available!



Item #0040 shown

HO TRAINMAN® ADD-ON PACK

The HO True-Track® in this set features Code 83 "Snap-Track®" with realistic roadbed and accurately sized and spaced brown ties with staggered spike detail, which can be removed from the roadbed. The Figure 8 Track Add-On Pack combines with your existing Trainman® train set track to form a Figure 8.



Item #0029 - HO Figure 8 True-Track® Add-On Pack

To order, please find a dealer near you at <http://locator.atlasrr.com>. For more ordering information and pricing, please see the price list inserted in this catalog.

PHONE: 908-687-0880 FAX: 908-851-2550 WWW.ATLASRR.COM WWW.ATLASO.COM

GETTING STARTED

GETTING STARTED IN O SCALE



O STARTER SET

Atlas O's 21st Century Track® Starter Set will jump-start any level modeler into the fascinating world of model railroading! Available in 3-Rail Premium Nickel Silver, Atlas O's Starter Set will introduce you to the realism and flexibility of our popular and innovative 21st Century Track® System.

A snap for beginners to assemble, each set contains enough track for a basic oval configuration with 0-36 diameter curves, a free Atlas Track Catalog, and a free Starter Guide to the 21st Century Track® System.

Item #6001 - 3-Rail Premium Nickel Silver Starter Set

O TRAINMAN® TRAIN SETS - *With & Without Transformer!*

Get quality and performance at a great price! Available in 2 or 3-Rail, each Atlas O Trainman® Train Set contains a locomotive, matching caboose with interior lighting, a complement of freight cars, an 80 watt transformer (*also available without*) that provides "Old School Performance with New School Electronics" and a circle of track. *Multiple road names are available!*

New Train Sets are released every year!

Log on to www.atlastrainman.com and see what's currently available!

**"You're On The
Right Track...With
Atlas!®"**



Item #117 shown

O INDUSTRIAL RAIL™ O-27 TRAIN SETS

Colorful and fun, Industrial Rail™ (3-Rail only), the most affordable line of Atlas O products, appeals to the young and the young at heart! Compatible with ALL traditionally-sized O/O-27 trains, these easy-to-use sets contain Industrial Rail™ roadbed track and an 80 watt transformer (*see page 11 for more info.*). The sets come in a variety of basic configurations of locomotive and freight cars, complemented by the separate sale Industrial Rail™ expansion packs of freight cars and track components.

Get a closer look at www.atlaso.com/industrialrail.htm



Item #1009000 shown




Item #1009001 shown

To order, please find a dealer near you at <http://locator.atlasrr.com>. For more ordering information and pricing, please see the price list inserted in this catalog.

PHONE: 908-687-0880 FAX: 908-851-2550 WWW.ATLASRR.COM WWW.ATLASO.COM

GETTING STARTED



Item #1009100 shown



O INDUSTRIAL RAIL™ O-27 TROLLEY SETS

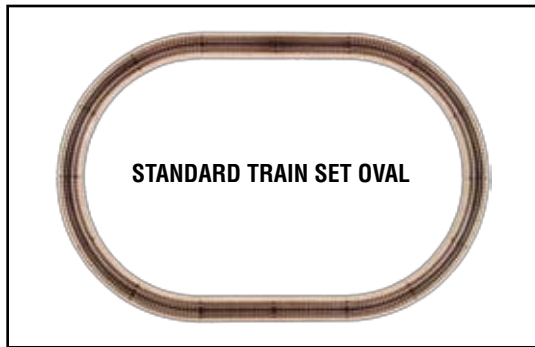
These delightful sets are compatible with traditionally-sized O/O-27 Trains. Each set contains a trolley, station platform, 30 watt transformer (*see page 11 for more info.*), start-up guide and Industrial Rail™ roadbed track to create a 40" x 50" oval.

See more at www.atlaso.com/industrialrail.htm




O INDUSTRIAL RAIL™ O-27 TRACK EXPANSION PACKS

Get quality and convenience at a great price! Expand your existing Industrial Rail™ layout with these easy-to-use track expansion packs, and take your first step in creating the model railroad you've always wanted.



STANDARD TRAIN SET OVAL

Take your standard roadbed loop and create something new!




Size - 40" x 92"

Item # 1001000

O FIGURE 8 EXPANSION PACK

Pieces Included: 1 piece 90° Crossing, 4 pieces 5-1/2" Straight, 6 pieces 0-36 Full Curve Track



Size - 40" x 70"

Item # 1001001

O PASSING TRACK EXPANSION PACK

Pieces Included: 1 piece LH 0-36 Manual Switch, 1 piece RH 0-36 Manual Switch, 4 pieces 0-36 Full Curve



Size- 50" x 70"

Item # 1001002

O DELUXE PASSING TRACK EXPANSION PACK


Pieces Included: 1 piece LH 0-36 Manual Switch, 1 piece RH 0-36 Manual Switch, 1 piece 10" Uncoupling Track, 4 pieces 10" Straight, 4 pieces 0-36 Full Curve

To order, please find a dealer near you at <http://locator.atlasrr.com>. For more ordering information and pricing, please see the price list inserted in this catalog.

PHONE: 908-687-0880 FAX: 908-851-2550 WWW.ATLASRR.COM WWW.ATLASO.COM

ATLAS BOOKS

With detailed diagrams, step-by-step instructions, and myriad layout options, Atlas books guide you through every phase of layout building. Each book is aimed at specific skill levels and includes the fundamentals of foundations, track laying, wiring, scenery, as well as a convenient "Products Required" list with each layout. Atlas' popular and interesting layouts can be viewed throughout this catalog!




Item #6

#6 INTRODUCTION TO N SCALE MODEL RAILROADING

N scale fun starts here! This complete, easy to read book is ideal for beginners. It's all here – glossary, tools, benchwork, track laying, wiring, tips and more for nine basic layouts. (N1-N9)

#7 NINE N SCALE RAILROADS

Designed for intermediate modelers, this book details the techniques of benchwork, track laying, wiring and scenery for constructing nine engaging layouts that differ from those in book #6 in their size, detail and sophistication. (N10-N18)



Item #9

#9 ATLAS BEGINNER'S GUIDE TO HO MODEL RAILROADING

Here's your ticket to HO fun! Clear diagrams, comprehensive instructions, tips and a chapter on "Finishing Touches" put you on the right track to a successful layout. Blueprints for 12 basic layouts allow for future expansion with either Code 83 or Code 100 track. (HO1-HO12)

#11 HO LAYOUTS FOR EVERY SPACE

Packed with guidelines, shortcuts, tips and 11 layout options for either Code 83 or Code 100 track. More than 75 detailed diagrams make this edition a must for every HO modeler! A chapter on designing your own track plan is also included. (HO13-HO23)




Item #11

#12 THE COMPLETE ATLAS WIRING BOOK

The Atlas Electrical Wiring System for all scales is made easy. Over 100 updated diagrams are complemented by a complete glossary, step-by-step instructions and advanced techniques.

#13 SEVEN STEP-BY-STEP HO RAILROADS

Whether beginner, intermediate, or advanced, every HO model railroader will find their ideal layout among the explicitly detailed and fully tested plans offered. Eliminate common pitfalls and learn from the many tips included to create your dream layout with Code 83 or Code 100 track. (HO24-HO30)



Item #13

#14 HO KING-SIZE LAYOUT BOOK

For the intermediate and advanced modelers, this book contains six large layouts in an easy-to-follow scale format. Four plans fold out to become 11" x 17". Plans can be built with Code 83 or Code 100 track. (HO31-HO36)

#15 BLUEPRINTS FOR TEN HO TRUE-TRACK® LAYOUTS

Fast and easy layouts using popular Atlas Code 83 True-Track® roadbed track. Wiring, tips, accessories and "finishing touches" are all included in this Level 1 book. (TT1-TT10)




Item #15

#6007-1 ATLAS O 3-RAIL LAYOUT BOOK


This book is a must-have for those who have discovered the superiority of the Atlas 21st Century Track® System. Everything you need for successful layout planning and building is here! Expanded and revised for 2009.

#0140 ATLAS O, LLC 40' WOOD REEFER COLLECTOR'S GUIDE

This collector's guide is filled with history, fun facts and over 100 color photos of 40' Wood Refrigerator Cars making this unique booklet a must for your O scale library.




Item #0140



Item #7



Item #12




Item #14

To order, please find a dealer near you at <http://locator.atlasrr.com>. For more ordering information and pricing, please see the price list inserted in this catalog.

PHONE: 908-687-0880 FAX: 908-851-2550 WWW.ATLASRR.COM WWW.ATLASO.COM

LAYOUT TOOLS & GUIDES


Additional resources and information on layout building is yours in these exceptional reference books published by the Kalmbach Publishing Co., available direct from Atlas!



#12175K

12175K How to Build Model Railroad Benchwork

Demonstrates how to build the basic framework to support layouts of any size, shape or gauge.



#12207K

12197K Basic Model Railroading: Getting Started in the Hobby


The basics of track laying, wiring, maintaining locomotives, scenery building, painting, weathering, and detailing models is presented in this up-to-date reference.

12207K Easy Model Railroad Wiring, 2nd Ed.

Everything you need to know about wiring a permanent layout including two-rail DC-powered layouts and the basics of DCC is covered in this how-to guide.

12212K Basic Wiring for Model Railroaders

Learn how to get your locomotive, train set or complete model railroad operating-even if you don't understand the principles of electricity.




#12235K

12235K Trackwork and Lineside Detail For Your Model Railroad


An essential reference for modeling track work that performs as well as it looks, this book details working with flexible track, laying track by hand, ballasting and weathering track and more in explicit detail.

12242K DCC Made Easy


Answers all your questions about DCC. Explains methods and techniques, covers the history and dissects the components of a DCC system, and includes step-by-step projects that help readers understand skills, tools and products easily.



#12197K



#12212K



#12242K

Build the World's Greatest Hobby Layout Using Atlas True-Track®!

This basic 4' x 8' complete layout is the perfect place to begin your journey into the wonderful world of model railroading with Atlas' premium all-in-one True-Track® roadbed track. Added bonus: 66-minute video, "Building Your First Model Railroad"!


See more at www.atlasrr.com/trackmisc/hotrackpackw.htm

Below is a list of the products you'll receive in the World's Greatest Hobby Track Pack.

ATLAS WORLD'S GREATEST HOBBY TRACK PACK		
Item #	Description	Quantity
410	True-Track® 9" Straight	11
411	True-Track® 18" Radius Section	20
452	True-Track® 3" Straight Section	2
480	True-Track® Snap-Switch® Remote Left	2
481	True-Track® Snap-Switch® Remote Right	2



Item #489



To order, please find a dealer near you at <http://locator.atlasrr.com>. For more ordering information and pricing, please see the price list inserted in this catalog.

PHONE: 908-687-0880 FAX: 908-851-2550 WWW.ATLASRR.COM WWW.ATLASO.COM

ALL SCALE ELECTRICAL COMPONENTS

We've spent years designing and perfecting what we believe is the easiest and most reliable electrical wiring system in model railroading today. Practical for all scales, the system consists of multiple sets of the most often needed switch types, internally pre-wired by printed circuitry. With Atlas' electrical components, the magic of train operation comes to life!



#215 - Selector

SELECTOR #215

This device enables the operation and control of two trains at the same time. It has four single-pole, double-throw switches to provide two-cab operation for four blocks and may be ganged together in any number to control additional blocks without inter-switch wiring. The Selector can be used as area selectors for four-cab operation, and couples with the #220 Controller.



#210 - Twin

TWIN #210

The Twin is a component consisting of two double-pole, double-throw reversing switches wired in parallel. Useful for reversing section and turntable control on single-cab layouts, plus many other applications.



#205 - Connector

CONNECTOR #205

A device to turn electric power on or off to track section or accessories. It has three SPST on-off switches in parallel and can be coupled together in any number.



#220 - Controller

CONTROLLER #220

This Controller provides the simplest way to wire and control tricky reverse loops, wyes and turntables. It has reversing switches for two main line cabs plus a switch, selectable by either cab, for directional control on reversing loops, etc. Couples with the #215 Selector.



#56 - Switch Control Box

SWITCH CONTROL BOX #56

Controls Atlas (or other twin coil) switch machines with SPDT momentary action. Button position indicates turnout setting. It can be coupled together in any number without wiring. Switch identification labels are included.



#201 - Spade Tongue Solderless Connectors

SPADE TONGUE SOLDERLESS CONNECTOR #201

A handy small electrical hook-up connector designed for tight spaces. Used for #18-22 wire and #3 screw post. Maximum width is .218", 24 pieces per package.

SNAP RELAY #200

The Snap-Relay is a double-pole, double-throw relay with actuating mechanism driven by a momentary-power twin coil solenoid (A solenoid is a cylindrical coil of insulated wire in which an iron core is made to move back and forth by a flow of electric current). With just a few simple connections, this small device, which may be mounted anywhere, can:

- Power the frogs on Atlas' Code 83 #6 & Mark 3 turnouts in "HO" or Atlas O 2-Rail switches
- Control trackside signal lamps to show turnout point positions
- Operate control panel lamps to show settings of remotely located turnouts (switches)
- Provide selective track siding control; sidings are powered only when points are aligned for siding; siding remains "dead" when points are set for the main line
- Control X-sections automatically; this very useful track arrangement is thoroughly discussed in The Complete Atlas Wiring Book (Item #12)



#200 - Snap Relay

To order, please find a dealer near you at <http://locator.atlasrr.com>. For more ordering information and pricing, please see the price list inserted in this catalog.

PHONE: 908-687-0880 FAX: 908-851-2550 WWW.ATLASRR.COM WWW.ATLASO.COM

ALL SCALE ELECTRICAL COMPONENTS

QUANTUM ENGINEER™ CONTROLLER

The Quantum Engineer™ Controller was created to allow DC users of Atlas Master® Gold Series locomotives to take control of most of the QS® Quantum System™ sound features that were previously available only to users with DCC-equipped layouts. Now, in addition to the horn and bell sounds, users will be able to access different engine settings and effects such as flange squeal, dynamic brakes, coupler sounds, blower/fans, reverse lights, ditch/warning lights, and much more.

Even more exciting, DC users are also able to access other advanced features such as programming options, locomotive braking, locomotive shut-down and start-up procedures, verbal scale speed readout and more!

Setup is easy, as the Quantum Engineer™ Controller is simply wired in between a standard DC power pack and the track. No other special equipment or wiring is required!

Note: The Quantum Engineer™ Controllers are designed to operate locomotives that have QARC (Quantum Analog Remote Control) technology. Except for simple horn and bell operations, the Quantum Engineer Control is not suitable for older Quantum-equipped engines that do not have QARC technology included.

Dimensions: Length - 2.75", Width - 5", Depth - 1"



#325 - Quantum Engineer™ Controller



#315-319 - 20 Gauge Layout Wire

#6940-6944 - 16 Gauge Layout Wire



#312 - 5 Conductor Ribbon Wire


THE NON-DERAIL CIRCUIT BOARD - WORKS FOR ALL SCALES!

The Atlas Non-Derail Circuit Board adds enhanced operating features to Atlas and most other brands of switches. You no longer have to worry whether your switches (turnouts) are thrown correctly for safe passage of your train or rolling stock. The Atlas Non-Derail Circuit Board will give your layout automatic directional control without worry of your train and rolling stock derailing or causing a short.

The board will also help eliminate problematic switches (turnouts) on your pike where lighted rolling stock or locomotives cause power loss because of insufficient roller spacing.

Features:

- Electronic non-derailing works for ALL scales, be it 3-Rail or 2-Rail
- Power routing of closure rails
- Fully compatible with TMCC/Legacy, DCS, DCC and standard AC/DC control systems
- Interfaces with the Atlas O 21st Century Signal® System
- Will control two switches or turnouts
- Automatic polarity reversing on 2-rail systems



#6924 - Non-Derail Circuit Board

To order, please find a dealer near you at <http://locator.atlasrr.com>. For more ordering information and pricing, please see the price list inserted in this catalog.

PHONE: 908-687-0880 FAX: 908-851-2550 WWW.ATLASRR.COM WWW.ATLASO.COM

ALL SCALE ELECTRICAL COMPONENTS

HEAVY DUTY ELECTRICAL COMPONENTS

Introduced by Atlas O, these electrical components are perfect for all scales and feature an upgraded, heavy-duty design. This allows modelers to run higher amperage AC/DC command control systems and all large-scale trains.



#6927 - HD Connector

#6928 - HD Twin

#6929 - HD Selector

HD Connector

This handy component contains three single-pole, single-throw on/off switches in parallel. Can be used to turn power on or off to track selections and accessories. Can be used with AC or DC power. New heavy duty design compatible with higher amperage AC/DC command control systems and all large-scale trains. May be ganged together in any number.

HD Selector

One of the mainstays of conventional layout control, this component enables the operation and control of two trains at the same time when they are running conventionally. Has four single-pole, double-throw switches that allow two-cab operation of four blocks. Can also be used as area selectors for four-cab operation. New heavy duty design compatible with higher amperage AC/DC command control systems and all large-scale trains. May be ganged together in any number to control additional blocks as required.

HD Twin

Consists of two double-pole, double-throw reversing switches wired in parallel. Useful for control of reversing sections as well as turntable operation on single-cab layouts. New heavy duty design compatible with higher amperage AC/DC command control systems and all large-scale trains.

30 WATT TRANSFORMER (AC)

Features:

- UL Listed
- Traditional design
- 0-14 volt variable AC output
- On/off power switch
- Power and overload indicators
- Suitable for small AC-powered train sets
- Perfect in all scales as a variable AC accessory power supply



#1000030 -
30 Watt Transformer



#1000080 -
80 Watt Transformer

80 WATT TRANSFORMER (AC)

Features:

- For 3-Rail/2-Rail AC powered trains
- UL Listed
- Traditional heavy-duty design
- Horn/whistle, bell and direction controls
- 0-18 volt variable AC track power output
- 7-16 volt variable AC accessory power output
- On/off power switch
- Power and overload indicators
- Perfect for all AC powered train sets/medium layouts
- Perfect in all scales as a variable AC accessory power supply for large layouts

RIGHT TRACK POWER PACK (DC/AC)

Features:

- Upgraded electronics
- Separate power and direction switches
- Circuit breaker protection
- Overload indicator lamp
- No pulse power to damage precision motors
- UL and C-UL listed
- Can power one O-scale locomotive only



#311 -
Power Pack

To order, please find a dealer near you at <http://locator.atlasrr.com>. For more ordering information and pricing, please see the price list inserted in this catalog.

PHONE: 908-687-0880 FAX: 908-851-2550 WWW.ATLASRR.COM WWW.ATLASO.COM

PARTS & SERVICE

The Atlas Parts Department is always striving to serve you better. Parts orders placed by phone are processed promptly, provided the parts are in stock. You may email Atlas at parts@atlasrr.com or call 908-687-0880 during business hours and ask for Customer Service. To view parts diagrams and/or order parts online, visit www.atlasrr.com/hoparts.htm or www.atlasrr.com/nparts.htm

Below are just a few of the over 2,000 parts that Atlas offers to keep you on the Right Track!

• • • • • HO & N SCALE RAIL JOINERS AND TRACK NAILS • • • • •

Rail joiners are small clips used to join two sections of track mechanically. They come in metal (nickel silver) which also connects the rails electrically, and plastic which are insulated to isolate the two sections of track electrically.



Item #2535 - N Code 80 Rail Joiners



Item #170 - HO Code 83/Code 100 Universal Rail Joiners



Item #551 - HO Transition Joiners
(Connects Code 83 to Code 100)




Item #2539 - N Code 80 Terminal Joiners



Item #2540 - Track Nails
(For both N & HO Scales)



Item #2090 -
N Code 55 Metal Rail Joiners



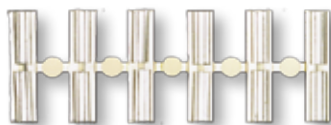
Item #2092 - N Code 55 Terminal Joiners



Item #842 - HO Code 100 Terminal Joiners



Item #553 - HO Code 83 Terminal Joiners



Item #55 - HO Code 100 Plastic Insulating Joiners



Item #2538 - N Code 80 Plastic Insulating Rail Joiners



Item #2091 - N Code 55 Insulated Rail Joiners



Item #552 - HO Code 83 Plastic Insulating Joiners


To order, please find a dealer near you at <http://locator.atlasrr.com>. For more ordering information and pricing, please see the price list inserted in this catalog.

PHONE: 908-687-0880 FAX: 908-851-2550 WWW.ATLASRR.COM WWW.ATLASO.COM

PARTS & SERVICE

O SCALE RAIL JOINERS AND TRACK SCREWS

3-RAIL



Item #6010 - 10" Straight Terminal Section



Item #6097 - Accessory Rails

Used to activate Lionel® operating cars that are equipped with sliding shoes. Accessory rails can be mounted on any 10" straight track section (track not included with accessory rails).



Item #6090 - Terminal Joiners




Item #6091 - Nickel Silver Rail Joiners



Item #6092 - Black Rail Joiners



Item #6093 - Insulated Rail Joiners



Item #6059 - 1-3/4"

Uncoupling Track


Used to uncouple cars with the traditional plunger-type magnetic couplers. It has one terminal post to connect to a fixed or variable post on your transformer. Comes with wire and control button.



Item #6095 - Tubular Transition Joiners



Item #6096 - Gargraves Transition Joiners



Item #6040 - Bumper (Track not Included)
(For both 3-Rail & 2-Rail)



Item #6094 - Track Screws (For both 3-Rail & 2-Rail)

2-RAIL



Item #7090 - Terminal Joiners



Item #7091 - Nickel Silver Rail Joiners



Item #7093 - Insulated Rail Joiner

To order, please find a dealer near you at <http://locator.atlasrr.com>. For more ordering information and pricing, please see the price list inserted in this catalog.

PHONE: 908-687-0880 FAX: 908-851-2550 WWW.ATLASRR.COM WWW.ATLASO.COM

PARTS & SERVICE

N SCALE WHEELS



Item #22020 - 33" Blackened Metal Wheels



Item #22036 - 36" Blackened Metal Wheels



Item #22133 - 33" Metal Wheels for MicroTrains® Trucks



Item #22134/22135/22136 - 33" Plastic Low-Profile Wheels for MicroTrains® Trucks

N SCALE TRUCKS & PARTS



Item #22050 - Friction Bearing Trucks w/ Rapido Couplers



Item #22051 - Friction Bearing 50-Ton Trucks w/ Accumate® Couplers



Item #22055 - Roller Bearing Trucks w/ Rapido Couplers



Item #22056 - 70-Ton Roller Bearing Trucks w/ Accumate® Couplers



Item #22060 - Roller Bearing Caboose Trucks without Couplers



Item #22061 - Friction Bearing Caboose Trucks without Couplers



Item #22070 - 100-Ton Roller Bearing Trucks w/ Rapido Couplers



Item #22071 - 100-Ton Roller Bearing Trucks w/ Accumate® Couplers



Item #22076 - 40-Ton Friction Bearing Trucks w/ Accumate® Couplers



Item #22081 - 70-Ton Roller Bearing Trucks w/ Accumate® Extended Couplers

HO SCALE WHEELS



Item #180100 - 33" Metal Wheels for Atlas Freight Cars



Item #190100 - 33" Metal Wheels for Atlas Caboosees



Item #195100 - 36" Metal Wheels

(Note: Atlas' HO wheels do not fit other manufacturer's truck frames.)

ALL SCALE



Body Shell Assembly

(Atlas sells body shell assemblies for all HO & N locomotives and freight cars. O scale parts sold individually. Call for availability.)



Motor/Flywheel Assembly
(Motor/Flywheel assemblies are available for most locomotives - Call for availability.)



Locomotive & Track Maintenance Pack

Contains .5oz of #190 Gear Lubricant, 1oz of #191 Motor Bearing Heavy Duty Lube and 1oz of #192 Conducta Lube Cleaner.

Items also available for separate sale.

To order, please find a dealer near you at <http://locator.atlasrr.com>. For more ordering information and pricing, please see the price list inserted in this catalog.

PHONE: 908-687-0880 FAX: 908-851-2550 WWW.ATLASRR.COM WWW.ATLASO.COM

PARTS & SERVICE

HO SCALE TRUCKS WITHOUT COUPLERS



Item #180000 - 70-Ton Roller-Bearing Trucks



Item #185000 - 50-Ton Bettendorf Friction Bearing Trucks



Item #190000 - Barber-Bettendorf Roller-Bearing Caboose Trucks



Item #191000 - Barber-Bettendorf Friction Bearing Caboose Trucks



Item #192000 - 70-Ton Friction Bearing National C-1 Trucks



Item #195000 - 100-Ton Roller-Bearing Trucks

O SCALE TRUCKS 3-RAIL



Item #6029 - 3-Rail Commonwealth Express Car Trucks



Item #6030 - 3-Rail 100-Ton Roller Bearing Trucks



Item #6031 - 3-Rail Caboose Trucks



Item #6032 - 3-Rail 50-Ton Barber-Bettendorf Trucks



Item #6033 - 3-Rail Andrews Trucks



Item #6034 - 3-Rail 70-Ton Roller Bearing Trucks



Item #6945 - 50-Ton Adjust-A-Couplers®



Item #6946 - 70-Ton Adjust-A-Couplers®

(Note: Older trucks may have to be modified to fit the Adjust-A-Couplers®)

2-RAIL



Item #7029 - 2-Rail Commonwealth Express Car Trucks



Item #7030 - 2-Rail 100-Ton Roller Bearing Trucks



Item #7031 - 2-Rail Caboose Trucks



Item #7032 - 2-Rail 50-Ton Barber-Bettendorf Trucks



Item #7033 - 2-Rail Andrews Trucks



Item #7034 - 2-Rail 70-Ton Roller Bearing Trucks



Item #7036 - 3-Rail to 2-Rail Retrofit Kit (4 scale 36" Wheel sets and a pair of couplers; not compatible with rotating bearing caps)



Item #7037 - 3-Rail to 2-Rail Retrofit Kit (4 scale 33" Wheel sets and a pair of couplers; not compatible with rotating bearing caps)



Item #7038 - 2-Rail Electro Couplers



Item #7039 - 2-Rail Die-Cast Couplers

To order, please find a dealer near you at <http://locator.atlasrr.com>. For more ordering information and pricing, please see the price list inserted in this catalog.

PHONE: 908-687-0880 FAX: 908-851-2550 WWW.ATLASRR.COM WWW.ATLASO.COM