



ALL SCALES **ATLAS**



WINTER/SPRING 2023
NEW ARRIVALS CATALOG

Locomotives, Rolling Stock, Track & Accessories



**ATLAS MASTER® HO U28C/CG LOCOMOTIVE
PGS. 38-41**

*For more information on all of the latest Atlas Arrivals,
Scan the QR Code or visit shop.atlasrr.com*





April 2023

Dear Model Railroader,

Welcome to the Atlas All Scales Winter/Spring 2023 Arrivals Catalog. This catalog highlights the latest locomotives, rolling stock, track & accessories arriving at Atlas Authorized Dealers from early January 2023 through the present. The vast array of products that have recently arrived or are about to arrive will be sure to keep you and your layout happily busy in the coming months.

Among these arrivals are the N Master 50' GA RBL Box Cars and Kaolin Tank Cars, HO Master U28 Locomotives, as well as N and HO Cabooses, Pines Trailers and more. O Scalers have plenty of exciting arrivals to look forward to – as they can expect GP40, SD40 and F40PH Locomotives as well as a varied roster of rolling stock including Snow Plows, Centerflow Hoppers and multiple styles of reefers! Atlas has a historical and unwavering dedication to prototypical accuracy. Unless otherwise noted, every paint scheme that appears on a model we produce has been carefully researched and recreated to look exactly as it did on the prototype.

If you wish to contact a Dealer near you to inquire about the products listed in this catalog, check out the Atlas Dealer Locator at: <http://shop.atlasrr.com/storeLocator.aspx>. You can also search for products on Atlas' online store. The updated Atlas Online Store makes it easy for you to view products and accurately identify the inventory status of each Atlas product in all four available model railroad scales - N, HO, O and now Z. The Stock Status indicator reflects the product status of a listed item at any given time - in-stock, pre-order, backorder, or sold out.

Need to do some track work? Atlas is currently receiving multiple container shipments each month and we're working to fill all your track needs. If you're seeking more information on our time-tested track, the 148-page Atlas All Scales Track & Accessories Catalog is just the resource you need! We also offer a full line of instructional guides if you're looking to start fresh with a brand new layout! For more information and a complete listing of our books, check out our website or inquire at your local hobby shop.

If you haven't already, please sign up for our email newsletter, the Atlas Insider, by visiting <https://shop.atlasrr.com/t-emailsignup.aspx>. Doing so will assure that you will never miss out on special offers, news, and Catalogs featuring arrivals, announcements, and more!

Sincerely,
Drew Postle
Atlas Sales Manager

All prices are in US dollars. Prices and dates are subject to change without notice. Atlas reserves the right to correct errors, change prices and modify designs without notice. Any product pricing errors and updates may be corrected at any time through notification of distributors, dealers and consumers on our website: shop.atlasrr.com.

Products bearing American Refrigerator Transit; Chicago & Eastern Illinois (C&EI); Chicago and North Western Railway Company (CNW); The Denver & Rio Grande Western Railroad Company (D&RGW); Katy; Missouri-Kansas-Texas Railroad Company (MKT); Missouri Pacific (MP); Pacific Fruit Express (PFE); Southern Pacific (SP); St. Louis Southwestern Railway Company (SSW); Cotton Belt; Texas & Pacific (T&P); Union Pacific (UP); Union Pacific Fruit Express (UPFE); Western Pacific (WP) marks are made under trademark license from Union Pacific Railroad Company.

© 2023 Atlas Model Railroad Co., Inc.
Atlas Model Railroad Co., Inc. • 378 Florence Ave., Hillside, NJ 07205 • USA • ph: 908-687-0880 • fax: 908-687-8857 / 908-851-2550 • shop.atlasrr.com



TABLE OF CONTENTS

ARRIVALS

PAGE #



N SCALE ARRIVALS - JANUARY, FEBRUARY, MARCH 2023

ATLAS MASTER® N EXTENDED VISION CABOOSE – NEW PAINT SCHEMES, NEW ROAD NUMBERS.....	PGS. 4-5
ATLAS MASTER® N 50' GA RBL BOX CAR – NEW PAINT SCHEMES	PGS.6-7
ATLAS MASTER® N RUSSELL SNOW PLOW – NEW PAINT SCHEMES	PGS.8-9
ATLAS MASTER® N 4180 AIRSLIDE COVERED HOPPER – NEW PAINT SCHEMES.....	PGS.10-11
ATLAS MASTER® N X72 ARA BOX CAR – NEW MODEL	PGS.12-13
ATLAS MASTER® N KAOLIN TANK CAR - – NEW PAINT SCHEMES	PGS.14-15
ATLAS MASTER® N 45' PINES TRAILER – NEW PAINT SCHEMES	PGS.16-17
ATLAS TRAINMAN® N 60' PASSENGER COACH – NEW PAINT SCHEMES	PGS.18-19



HO SCALE ARRIVALS - JANUARY, FEBRUARY, MARCH 2023

ATLAS MASTER® HO MP15DC LOCOMOTIVE – NEW PAINT SCHEMES, NEW ROAD NUMBERS.....	PGS.20-23
ATLAS MASTER® HO S4 LOCOMOTIVE – NEW TOOLING, NEW PAINT SCHEMES, NEW ROAD NUMBERS.....	PGS.24-27
ATLAS MASTER® HO ACF® 5250 COVERED HOPPER – NEW PAINT SCHEMES.....	PGS.28-29
ATLAS MASTER® HO EXTENDED VISION CABOOSE - NEW PAINT SCHEMES, NEW ROAD NUMBERS.....	PGS.30-31
ATLAS MASTER® HO 10-1-2 PULLMAN SLEEPER – NEW MODEL.....	PGS.32-35
ATLAS TRAINMAN® HO 52' EVANS GONDOLA – NEW PAINT SCHEMES.....	PGS.36-37
ATLAS MASTER® HO U28C/U28CG LOCOMOTIVES – NEW MODEL.....	PGS.38-41
ATLAS MASTER® HO 50' SINGLE DOOR POSTWAR BOX CAR – NEW PAINT SCHEMES.....	PGS.42-43
ATLAS MASTER® HO 73' CENTER PARTITION CAR – NEW PAINT SCHEMES.....	PGS.44-45
ATLAS MASTER® HO 4650 CENTERFLOW HOPPER - NEW PAINT SCHEMES, NEW ROAD NUMBERS.....	PGS.46-47
ATLAS MASTER® HO GUNDERSON 7550 DOUBLE /7538 SINGLE DOOR BOX CAR – NEW TOOLING.....	PGS.48-49
ATLAS TRAINMAN® HO 70 TON 9 PANEL HOPPER - NEW PAINT SCHEMES, NEW ROAD NUMBERS.....	PGS.50-51
ATLAS MASTER® HO 45' PINES TRAILER - NEW PAINT SCHEMES.....	PGS.52-53



O SCALE ARRIVALS - JANUARY, FEBRUARY, MARCH 2023

ATLAS PREMIER O GP40 LOCOMOTIVE – NEW MODEL.....	PGS.54-55
ATLAS PREMIER O SD40-2 LOCOMOTIVE – NEW MODEL.....	PGS.56-57
ATLAS PREMIER O 40' PS-1 BOX CAR WITH 6' DOOR – NEW MODEL.....	PGS.58-59
ATLAS PREMIER O SNOW PLOW – NEW MODEL.....	PGS.60-61
ATLAS PREMIER O 55' ALL DOOR BOX CAR – NEW MODEL.....	PGS.62-63
ATLAS PREMIER O F40PH LOCOMOTIVE – NEW MODEL.....	PGS.64-65
ATLAS MASTER® O PS-4427 LOW SIDE HOPPER – NEW PAINT SCHEMES.....	PGS.66-67
ATLAS PREMIER O 3-BAY CENTERFLOW HOPPER – NEW MODEL.....	PGS.68-69
ATLAS MASTER® O 36' WOOD REEFER - NEW PAINT SCHEMES, NEW ROAD NUMBERS.....	PGS.70-71
ATLAS MASTER® O 20' REFRIGERATED CONTAINER – NEW MODEL.....	PGS.72-73
ATLAS MASTER® O 40' HIGH CUBE CONTAINER – NEW MODEL.....	PGS.74-75

NHO TRACK ARRIVALS - JANUARY, FEBRUARY, MARCH 2023

OZ TRACK ARRIVALS	PGS.76-79
-------------------------	-----------



TRAIKIDS - IN STOCK/AVAILABLE NOW

TRAIKIDS ORIGINAL AND GLOW IN THE DARK SETS & ACCESSORIES - <i>New & Back By Popular Demand</i>	PG. 80
---	--------

For Availability, Please Contact Your Authorized Atlas Dealer

Atlas Model Railroad Co., Inc. • 378 Florence Ave., Hillside, NJ 07205 • USA • ph: 908-687-0880 • fax: 908-687-8857 / 908-851-2550 • shop.atlasrr.com

AVAILABLE JANUARY 2023

N
SCALE


ATLAS MASTER® N EXTENDED VISION CABOOSE

NEW PAINT
SCHEMES


NEW ROAD
NUMBERS



Chesapeake & Ohio*



Rio Grande



N de M



Air Products & Chemicals



BNSF

*CSX Licensed Product



ATLAS MASTER® N EXTENDED VISION CABOOSE

MSRP: \$32.95 | UNDEC MSRP: \$19.95

ITEM #	ROAD NAME	ROAD #
N EXTENDED VISION CABOOSE		
50 003 138	Undecorated (w/o roofwalk)	-
50 003 139	Undecorated (w/roofwalk)	-
NEW ROAD NUMBERS!		
50 005 594	Chesapeake & Ohio (Blue/Yellow)*	3206
50 005 595	Chesapeake & Ohio (Blue/Yellow)*	3209
50 005 596	Rio Grande (Orange/Black)	01506
50 005 597	Rio Grande (Orange/Black)	01510
NEW PAINT SCHEMES!		
50 005 598	N de M (Yellow/Black)	44404
50 005 599	N de M (Yellow/Black)	44438
50 005 600	Air Products & Chemicals (APTX) (Green/Yellow)	202
50 005 601	BNSF (Orange/Black)	888318

Based on prototypes that were built during the 1960s, these cabooses were popular on railroads from coast-to-coast.

With the advancement of the End-of-Train device, cabooses slowly began to fall out of favor. However, in the early 2000's, "shoving platforms" began to appear as a place to safely house a crew when a reverse move was required. Instead of riding on the side of a freight car, the crew member now has a safe place to stand, while guiding the rear of a reverse move. Atlas' shoving platform cabooses will feature blanked out windows (Where appropriate).

Features:

- Thin endrails
- Window glazing
- Separate brake cylinder
- Open smoke stack
- Triple valve and air reservoir
- Roller-bearing caboose trucks
- Roofwalk where appropriate
- Accurate painting and lettering
- Now with AccuMate® couplers

AccuMate® couplers are made under license from AccuRail, Inc.


N
SCALE

ATLAS MASTER® N 50' GA RBL BOX CAR


NEW PAINT
SCHEMES



American Refrigerator Transit




Erie Lackawanna




New York Central*



Nickel Plate Road



Rock Island



Saint Louis San Francisco

*CSX Licensed Product



ATLAS MASTER® N 50' GA RBL BOX CAR

MSRP: \$34.95

ITEM #	ROAD NAME	ROAD #
N 50' RBL BOX CAR - NEW PAINT SCHEMES!		
50 005 689	American Refrigerator Transit (Yellow/Brown/Black)	3525
50 005 690	American Refrigerator Transit (Yellow/Brown/Black)	3579
50 005 691	American Refrigerator Transit (Yellow/Brown/Black)	3594
50 005 692	Erie Lackawanna (Brown/White)	68304
50 005 693	Erie Lackawanna (Brown/White)	68313
50 005 694	Erie Lackawanna (Brown/White)	68349
50 005 695	New York Central* (Green/Black/White/Red)	78951
50 005 696	New York Central* (Green/Black/White/Red)	78978
50 005 697	New York Central* (Green/Black/White/Red)	78990
50 005 698	Nickel Plate Road (Brown/Black/White)	84055
50 005 699	Nickel Plate Road (Brown/Black/White)	84069
50 005 700	Nickel Plate Road (Brown/Black/White)	84094
50 005 701	Rock Island (Brown/White)	6508
50 005 702	Rock Island (Brown/White)	6513
50 005 703	Rock Island (Brown/White)	6551
50 005 704	Saint Louis San Francisco (Yellow/Black/White)	6110
50 005 705	Saint Louis San Francisco (Yellow/Black/White)	6126
50 005 706	Saint Louis San Francisco (Yellow/Black/White)	6130

This 50' General American Corporation RBL (AAR class for an insulated bunkerless refrigerator car with loading devices), designed in the early 1960s, was revolutionary for its all welded body construction and wide variety of load restraining devices available to customers. These cars were designed for transporting goods that needed to be shielded from extreme temperature variations. While initially used to transport canned goods and newsprint, the cars became very popular for shipping beverages and perishables. While not providing actual refrigeration a refrigerated load could expect to hold its temperature within a few degrees for several days in transit.

Features:

- Ready to run
- Injection molded plastic
- Fine scale detail
- Separately applied wire cut levers
- Etched metal roofwalks
- Crisp painting/printing
- Etched metal crossover platforms

N
SCALE

ATLAS MASTER® N RUSSELL SNOW PLOW

NEW PAINT
SCHEMES



Delaware-Lackawanna



Canadian Pacific



Green Mountain



Milwaukee Road



Ontario Northland



Pan Am



Pennsylvania



Susquehanna



ATLAS MASTER® N RUSSELL SNOW PLOW

MSRP: \$39.95

ITEM #	ROAD NAME	ROAD #
NEW PAINT SCHEMES!		
50 005 870	Delaware-Lackawanna (White/Gray/Maroon)	SP1
50 005 871	Canadian Pacific (Black/Red)	400850
50 005 872	Green Mountain (Green/Yellow)	X106
50 005 873	Milwaukee Road (Red/Black)	X900102
50 005 874	Ontario Northland (Blue/Yellow)	555
50 005 875	Pan Am (Black/Blue)	77
50 005 876	Pennsylvania (Yellow/Black)	497787
50 005 877	Susquehanna (Yellow/Black)	91
50 005 878	Union Pacific (MP) (Brown/White)	186



Union Pacific

The Russell Snow Plow is a critical piece of MOW equipment for Northern railroads that have to deal with harsh winter storms. The Russell Snow Plow is most often used for clearing large snow drifts and snow embankments along the railroad right of way. In the summer months Russell Snow Plows can typically be spotted in yards and service facilities alongside other MOW equipment. The Russell Snow Plows have been a mainstay of Northern railroading since the 1920s and they don't appear to be going anywhere soon.

Features:

- Weighted, Detailed Underframe
- Crisply Molded Body Detail
- Knuckle Couplers
- Window Glazing

NOW UPGRADED TO INCLUDE:

- Cupola Mounted Grab Irons
- Brakewheel
- Roof Mounted Horn (where appropriate)
- Builders Plate Detail



N
SCALE

ATLAS MASTER® N 4180 AIRSLIDE COVERED HOPPER

**NEW PAINT
SCHEMES**



BNSF (Buffer Service)



Brach's Candy



Burlington Northern



Chessie System (C&O)*



Cotton Belt



Golden West Service



**CSX Licensed Product*

Western Maryland

Atlas Model Railroad Co., Inc. • 378 Florence Ave., Hillside, NJ 07205 • USA • ph: 908-687-0880 • fax: 908-687-8857 / 908-851-2550 • shop.atlasrr.com



ATLAS MASTER® N 4180 AIRSLIDE COVERED HOPPER

MSRP: \$36.95

ITEM #	ROAD NAME	ROAD #
50 004 781	Undecorated	-
NEW PAINT SCHEMES!		
50 005 807	BNSF (Buffer Service) (Brown/White)	808044
50 005 808	BNSF (Buffer Service) (Brown/White)	808260
50 005 809	Brach's Candy (Gray/Red/Maroon)	47526
50 005 810	Brach's Candy (Gray/Red/Maroon)	47534
50 005 811	Burlington Northern (Green/White)	413278
50 005 812	Burlington Northern (Green/White)	413346
50 005 813	Chessie System (C&O)* (Yellow/Blue)	619117
50 005 814	Chessie System (C&O)* (Yellow/Blue)	619160
50 005 815	Cotton Belt (Gray/Black)	79738
50 005 816	Cotton Belt (Gray/Black)	79763
50 005 817	Golden West Service (Blue/Red/Yellow)	513034
50 005 818	Golden West Service (Blue/Red/Yellow)	513050
50 005 819	Western Maryland (Gray/Black)	5563
50 005 820	Western Maryland (Gray/Black)	5567

The original design dates back to the early Fifties, when it was offered in single- and double compartment versions. The name lends itself to the "action" created by an air-permeable fabric lining in the bottom of the compartment. Unloading the car involves pumping air under the lining fluidizing the commodity which in turn is drawn out of the compartment by pneumatic or other means. This type of car was primarily used for sugar, flour, and starch (and sometime certain types of plastics).

The subject of Atlas new models is one of the double compartment cars, the 4180 cubic-foot design. It was introduced in 1962 and through a number of design changes continued in production until 1980 when the taller 4566 cubic-foot design supplanted the 4180. During that time a little over 5,000 were built.

Features:

- Ready to run
- Injection molded plastic
- Fine scale detail
- Metal wheels
- Etched metal roofwalks
- Crisp painting/printing

N
SCALE

ATLAS MASTER® N X72 ARA BOX CAR

**NEW
MODEL!**



Penn Central (large logo)



Conrail (small logo)



Conrail (US Savings Bonds)



Canadian National



Western Pacific



York Rail

**CSX Licensed Product*

Atlas Model Railroad Co., Inc. • 378 Florence Ave., Hillside, NJ 07205 • USA • ph: 908-687-0880 • fax: 908-687-8857 / 908-851-2550 • shop.atlasrr.com



ATLAS MASTER® N X72 ARA BOX CAR

MSRP: \$23.95 | UNDEC MSRP: \$18.95

ITEM #	ROAD NAME	ROAD #
NEW MODEL!		
50 005 231	Undecorated	-
50 005 232	Penn Central (large logo) (Green/White)	229040
50 005 233	Penn Central (large logo) (Green/White)	229101
50 005 234	Penn Central (large logo) (Green/White)	229124
50 005 235	Conrail (small logo) (Brown/White)	269881
50 005 236	Conrail (small logo) (Brown/White)	269909
50 005 237	Conrail (small logo) (Brown/White)	269962
50 005 238	Conrail (US Savings Bonds) (Brown/White/Blue)	269198
50 005 239	Canadian National (Brown/White)	416260
50 005 240	Canadian National (Brown/White)	416243
50 005 241	Canadian National (Brown/White)	416381
50 005 242	Western Pacific (Brown/Yellow)	4055
50 005 243	Western Pacific (Brown/Yellow)	4057
50 005 244	Western Pacific (Brown/Yellow)	4058
50 005 245	York Rail (Brown/White)	5050
50 005 246	York Rail (Brown/White)	5051
50 005 247	York Rail (Brown/White)	5085

In 1972, the Penn Central and Western Pacific placed an order for smooth-sided box cars from US Railroad Manufacturing (Evans), located in Blue Island, Illinois, a southern suburb of Chicago deep in railroad roots. The PC's large order of 574 cars would become the "X72" design, which featured smooth, welded sides and commonly featured a large 6-panel Superior door. One of the purposes of this 10' high door was so forklifts could easily operate in and out of the car. The following year PC placed another order for 500 X72A box cars, which were of a slightly larger design. Together, these cars served in general purpose service, making them a popular and commonly seen car all across the North American railroad system. After PC's demise in the late 70's, the cars were absorbed by Conrail, and continued plying the rails well into the 1990's. Towards the latter part of that decade, Conrail would sell off most of their X72/72A fleet to Canadian National, short lines, or scrappers. By the early to mid 2000's era, the majority of the X72 box cars had been phased out of service, but there are still a few examples that continue to roll along in Mexico and South America. The X72 and X72A were important cars during the late PC and Conrail eras and wore many paint variations right up until the end of their service lives. One of the most famous schemes this car might have worn was Conrail's "Buy And Hold US Savings Bonds" scheme, complete with red white and blue stars clustered over the door. Because of the vast network of cars Conrail owned, a few cars escaped the paint booth and continued to roll in PC green for many years. Whether your train only needs a few or a large block on a manifest, headed back to the warehouse, the X72 will look great in any of the schemes Atlas has to offer.

Features:

- Crisp painting and printing
- Durable body
- Free rolling trucks
- Detailed brakewheel
- Knuckle couplers

N
SCALE

ATLAS MASTER® N KAOLIN TANK CAR

**NEW PAINT
SCHEMES**



ACFX (Blue/White/Yellow)



ACFX (White/Black/Yellow)



Dupont TiPure



Engelhard



SHPX



Thiele Kaolin



ATLAS MASTER® N KAOLIN TANK CAR

MSRP: \$32.95 | UNDEC MSRP: \$27.95

ITEM #	ROAD NAME	ROAD #
50 001 948	Undecorated	-
NEW PAINT SCHEMES!		
50 006 146	ACFX (Blue/White/Yellow)	78096
50 006 147	ACFX (Blue/White/Yellow)	78920
50 006 148	ACFX (Blue/White/Yellow)	78956
50 006 149	ACFX (White/Black/Yellow)	71928
50 006 150	ACFX (White/Black/Yellow)	71939
50 006 151	ACFX (White/Black/Yellow)	71942
50 006 152	Dupont TiPure (White/Red/Black/Yellow)	71619
50 006 153	Dupont TiPure (White/Red/Black/Yellow)	71623
50 006 154	Dupont TiPure (White/Red/Black/Yellow)	71635
50 006 155	Engelhard (White/Red/Black)	11952
50 006 156	Engelhard (White/Red/Black)	11959
50 006 157	Engelhard (White/Red/Black)	11961
50 006 158	SHPX (White/Blue)	200953
50 006 159	SHPX (White/Blue)	200967
50 006 160	SHPX (White/Blue)	201026
50 006 161	Thiele Kaolin (Gray/Blue/Yellow)	79125
50 006 162	Thiele Kaolin (Gray/Blue/Yellow)	79135
50 006 163	Thiele Kaolin (Gray/Blue/Yellow)	79136

Primarily used to haul kaolin clay slurry for use in the papermaking process, along with many other liquids, the 14,000 gallon non-pressure tank car first built by ACF® in the 1970s adds a modern flavor to any layout. This common tank car can be seen all over the country and is in service today.

Features:

- 100-ton roller-bearing trucks
- Separate safety bars
- Accurate painting and lettering
- AccuMate® couplers

AccuMate® couplers are made under license from AccuRail, Inc.

N
SCALE

ATLAS MASTER® N 45' PINES TRAILER

**NEW PAINT
SCHEMES**



Lucky Lager



Old Milwaukee



Heileman's Old Style



Pabst Blue Ribbon



Schlitz



Stroh's



ATLAS MASTER® N 45' PINES TRAILER

MSRP: \$24.95

NEW PAINT SCHEMES!

50 005 611	Lucky Lager (White/Red)
50 005 612	Old Milwaukee (White/Red/Gold)
50 005 613	Heileman's Old Style (Blue/White/Red)
50 005 614	Pabst Blue Ribbon (Red/White/Blue)
50 005 615	Schlitz (White/Maroon)
50 005 616	Stroh's (Red/White/Gold)

In today's economy, there are strong demands to move freight faster and more efficiently. Atlas' N 45' Pines Trailer will get the job done on your railroad. Built in true scale dimensions, the model has extremely accurate painting and printing.

Features:

- Two sets of landing gear- fully extended or retracted
- Hinges and latches
- Rivets
- Rear bumper detail
- And more.

N
SCALE

ATLAS TRAINMAN® N 60' PASSENGER COACH

**NEW PAINT
SCHEMES**



Erie Lackawanna



New York Central*



Rock Island



Toronto, Hamilton & Buffalo




Wabash

**NEW
ROAD
NUMBERS**



Chesapeake & Ohio*



New Haven

*CSX Licensed Product



ATLAS TRAINMAN® N 60' PASSENGER COACH

MSRP: \$43.95

50 003 793	Unlettered (Green/Black)	-
NEW PAINT SCHEMES!		
50 006 228	Erie Lackawanna (Green/Black)	3323
50 006 229	Erie Lackawanna (Green/Black)	3351
50 006 230	Erie Lackawanna (Green/Black)	3354
50 006 231	Erie Lackawanna (Green/Black)	3357
50 006 232	Erie Lackawanna (Green/Black)	3359
50 006 233	New York Central* (Two Tone Gray)	1806
50 006 234	New York Central* (Two Tone Gray)	1894
50 006 235	New York Central* (Two Tone Gray)	1959
50 006 236	New York Central* (Two Tone Gray)	2053
50 006 237	New York Central* (Two Tone Gray)	2080
50 006 238	Rock Island (Red/Black)	2843
50 006 239	Rock Island (Red/Black)	2845
50 006 240	Rock Island (Red/Black)	2848
50 006 241	Rock Island (Red/Black)	2853
50 006 242	Rock Island (Red/Black)	2855
50 006 243	Toronto, Hamilton and Buffalo (Maroon/Black)	71
50 006 244	Toronto, Hamilton and Buffalo (Maroon/Black)	72
50 006 245	Toronto, Hamilton and Buffalo (Maroon/Black)	74
50 006 246	Toronto, Hamilton and Buffalo (Maroon/Black)	75
50 006 247	Toronto, Hamilton and Buffalo (Maroon/Black)	76
50 006 248	Wabash (Blue/Gray)	1400
50 006 249	Wabash (Blue/Gray)	1401
50 006 250	Wabash (Blue/Gray)	1402
50 006 251	Wabash (Blue/Gray)	1404
50 006 252	Wabash (Blue/Gray)	1405
NEW ROAD NUMBERS!		
50 006 253	Chesapeake and Ohio* (Blue/Gray/Yellow)	706
50 006 254	Chesapeake and Ohio* (Blue/Gray/Yellow)	709
50 006 255	Chesapeake and Ohio* (Blue/Gray/Yellow)	710
50 006 256	Chesapeake and Ohio* (Blue/Gray/Yellow)	713
50 006 257	Chesapeake and Ohio* (Blue/Gray/Yellow)	720
50 006 258	New Haven (Black/Orange/White)	8113
50 006 259	New Haven (Black/Orange/White)	8115
50 006 263	New Haven (Black/Orange/White)	8131
50 006 264	New Haven (Black/Orange/White)	8134
50 006 265	New Haven (Black/Orange/White)	8138

Features:

- Based upon C&NW and CNJ prototypes
- Full scale dimensions and details
- All cars include separately applied window glazing, diaphragms and roof vents
- Observation car includes separately applied end railing details and a drumhead
- Detailed interiors (excluding baggage car)
- AccuMate® operating knuckle couplers

HO
SCALE

ATLAS MASTER® HO MP15DC LOCOMOTIVE

**NEW PAINT
SCHEMES**



FURX



LTEX



The Prairie Lines

**NEW ROAD
NUMBERS**



Missouri Pacific

HO
SCALE

ATLAS MASTER® HO MP15DC LOCOMOTIVE

**NEW ROAD
NUMBERS**



Norfolk Southern



Reading



Southern



Southern Pacific



Silver

Sound Ready™

Wired speaker and enclosure included
for easy conversion to sound.



Gold Models
with ESU Sound
*CSX Licensed Product



AVAILABLE JANUARY 2023

HO
SCALE

ATLAS MASTER® HO MP15DC LOCOMOTIVE

The 1500hp MP15DC was designed by EMD as a replacement model for the successful SW1500 switcher. The longer frame of the MP15DC allowed for increased fuel capacity and the use of Blomberg road trucks; increased sand capacity was also offered as an option. The first MP15DCs were built for Missouri Pacific in February 1974 and a total of 351 units were produced through the end of production in January 1983. The MP15DC is a versatile locomotive that is employed by both large and small railroads across North America in road freight and yard switching duties. It was also purchased by several non-railroad corporations for use in plant switching service.

Atlas' model includes the three different styles of long hood that were common to the MP15DC throughout production: standard hood, hood with square air filter box and hood with angled air filter box (the air filter box is located in the area immediately ahead of the cab). In addition, various styles of hood and cab-end sand boxes are being offered. The model will also include a see-through cab with various interior details and crew figures included.

Features:

- Three different hood styles (angled air filter box, square air filter box, standard hood)
- Exhaust stacks: with or without muffler
- Long hood sand fill: recessed or extended
- Rear sand fill: Three variations of sand boxes behind cab
- Pilot: standard or with snow plow

Additional Features:

- Separately-applied detail parts incl: windshield wipers, metal grab irons, coupler cut levers, snow plow, train line hoses, fine scale handrails, & more
- See through step detail on sill
- Etched metal radiator grilles
- Painted crew members
- Factory-equipped with AccuMate® knuckle couplers
- Coupler pocket designed to accept AccuMate® Proto-couplers
- Five-pole skewed armature motor with dual flywheels for optimum performance at all speeds
- Directional lighting with golden-white LEDs

Atlas Master® Series Silver Additional Features:
NMRA 8-pin plug for DCC (Decoder-ready)

Sound Features for Gold Series:

DCC Operation

- Supports all DCC-programming modes
- Flexible mapping of function keys F0 to F28.
- A total of six DCC function outputs are available
- Follows all NMRA DCC standards and recommended practices.

Analog (DC) Operation

• The LokSound Select Dual-Mode decoder allows your Atlas Gold Series locomotive to be used on DC as well as on DCC layouts. Please note that the Atlas Quantum Engineer will NOT operate an Atlas Gold Series locomotive equipped with a LokSound Select decoder on an analog (DC) layout. However, the sound and lighting functions of the LokSound Select decoder in the Atlas Gold Series C424/425 locomotive can be controlled by an easy-to-use basic DCC system. Also note that on a DC-powered layout, a DCC and sound equipped locomotive CANNOT be consisted with another locomotive that does not also have both DCC and sound. (This statement does NOT apply to DCC-equipped locomotives operating on a DCC layout.)

Sound Functionality

- Over 20 sound effects are available, including engine start-up and shutdown, prime mover sounds through all eight notches, bell, air horn, air compressor, dynamic brakes and more.
- There are 16 user-selectable horns, 2 user-selectable bells, and 2 user-selectable synchronized brake squeals.
- Manual and Automatic Notching modes with the ability to change modes "on the fly" are provided for true realism.

Atlas Model Railroad Co., Inc. • 378 Florence Ave., Hillside, NJ 07205 • USA • ph: 908-687-0880 • fax: 908-687-8857 / 908-851-2550 • shop.atlasrr.com



ARRIVALS - WINTER/SPRING 2023

<https://shop.atlasrr.com/c-394-h107.aspx>



ATLAS MASTER® HO MP15DC LOCOMOTIVE

SILVER MSRP: \$179.95 | GOLD MSRP: \$289.95

SILVER W/DITLIGHTS MSRP: \$194.95 | GOLD W/DITLIGHTS MSRP: \$304.95

SILVER UNDEC MSRP: \$169.95 | GOLD UNDEC MSRP: \$279.95

SILVER ITEM #	ROAD NAME	ROAD #	GOLD ITEM #
HO MP15DC LOCOMOTIVES			
10 003 883	Undecorated - Standard Hood (with ditch lights)	-	10 003 886
10 003 884	Undecorated - Square Air Filter Box (with ditch lights)	-	10 003 887
10 003 885	Undecorated - Tapered Air Filter Box (with ditch lights)	-	10 003 888
NEW PAINT SCHEMES!			
10 003 843	FURX (Red/Gray) (with ditch lights)	1553	10 003 863
10 003 844	FURX (Red/Gray) (with ditch lights)	1555	10 003 864
10 003 845	LTEX (Silver/Blue/White/Red) (with ditch lights)	1502	10 003 865
10 003 846	LTEX (Silver/Blue/White/Red) (with ditch lights)	1503	10 003 866
10 003 847	The Prairie Lines (Green/Tan) (with ditch lights)	1001	10 003 867
NEW ROAD NUMBERS!			
10 003 848	Missouri Pacific (Blue/White)	1535	10 003 868
10 003 849	Missouri Pacific (Blue/White)	1538	10 003 869
10 003 850	Missouri Pacific (Blue/White)	1549	10 003 870
10 003 851	Norfolk Southern (Black/White) (with ditch lights)	2368	10 003 871
10 003 852	Norfolk Southern (Black/White) (with ditch lights)	2372	10 003 872
10 003 853	Norfolk Southern (Black/White) (with ditch lights)	2380	10 003 873
10 003 854	Reading (Dark Green/Yellow)	2773	10 003 874
10 003 855	Reading (Dark Green/Yellow)	2776	10 003 875
10 003 856	Reading (Dark Green/Yellow)	2779	10 003 876
10 003 857	Southern (Black/Imitation Aluminum/Gold)	2354	10 003 877
10 003 858	Southern (Black/Imitation Aluminum/Gold)	2366	10 003 878
10 003 859	Southern (Black/Imitation Aluminum/Gold)	2378	10 003 879
10 003 860	Southern Pacific (Gray/Scarlet)	2691	10 003 880
10 003 861	Southern Pacific (Gray/Scarlet)	2697	10 003 881



Silver
Sound Ready™

Wired speaker and enclosure included
for easy conversion to sound.

*CSX Licensed Product



Gold Models
with ESU Sound

Atlas Model Railroad Co., Inc. • 378 Florence Ave., Hillside, NJ 07205 • USA • ph: 908-687-0880 • fax: 908-687-8857 / 908-851-2550 • shop.atlasrr.com

AVAILABLE JANUARY 2023

HO SCALE

ATLAS MASTER® HO S4 LOCOMOTIVE

NEW TOOLING!

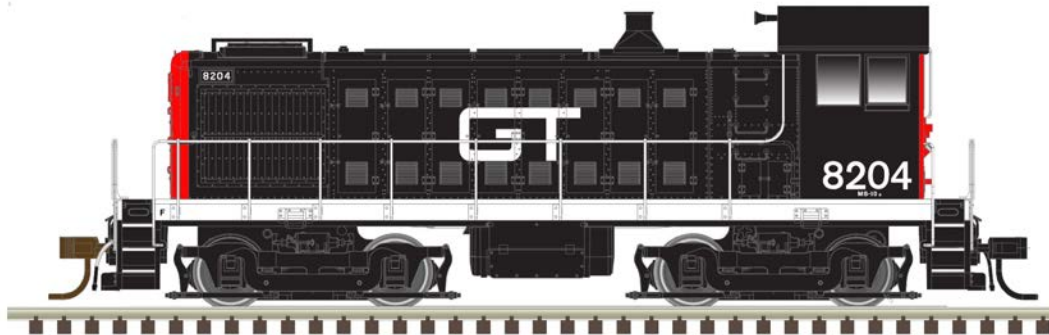
NEW PAINT SCHEMES



Baltimore & Ohio*



CP Rail



Grand Trunk Western



Pennsylvania

*CSX Licensed Product

HO SCALE ATLAS MASTER® HO S4 LOCOMOTIVE

NEW TOOLING!



Santa Fe



Southern Pacific

NEW ROAD NUMBERS



Boston & Maine



NEWLY TOOLED WITH IMPROVED CAB DESIGNS!



Silver Sound Ready™

Silver Sound Ready™

Atlas Silver Sound Ready models are equipped with a speaker for easy conversion to sound with the addition of a decoder. If you need assistance with the upgrade of a Sound Ready model, please contact Atlas Customer Service at 908-687-0880 or csdept@atlasrr.com



Gold Models with ESU Sound



ARRIVALS - WINTER/SPRING 2023



AVAILABLE JANUARY 2023

HO
SCALE

ATLAS MASTER® HO S4 LOCOMOTIVE

Alco introduced the S-4 in 1950. The S-4 like the earlier S-2 was a 1000 horsepower switcher. Some 636 S-4s were built for North American railroads. The primary quick spotting difference between the S-1/S-2 and the S-3/S-4 can be seen in the trucks. The S-1/S-2 has Blunt trucks, while the S-3/S-4 has AAR-style trucks. The versatility of the S-2s and S-4s were evidenced by their service in mainline railroads, shortlines, and industrials.

Features:

- Newly tooled with improved cab design
- 5-pole skewed armature motor for reliable operation
- Dual-flywheels for maximum performance at all speeds
- Factory-equipped with AccuMate® knuckle couplers
- Exceptional painting and printing
- Sturdy die-cast mainframe and gear cases



AccuMate® couplers are made under license from AccuRail, Inc.

Atlas Master Series Gold Features:

- ESU LokSound decoder, supporting all DCC programming modes.
- Flexible mapping of function keys F0 to F31.
- Follows all NMRA DCC standards and recommended practices.
- Over 20 sound effects are available, including engine start-up and shutdown, prime mover sounds through all eight notches, bell, air horn, air compressor and more.

**NEWLY TOOLED WITH
IMPROVED CAB DESIGNS!**



ARRIVALS - WINTER/SPRING 2023

<https://shop.atlasrr.com/c-538-h78.aspx>



HO
SCALE

ATLAS MASTER® HO S4 LOCOMOTIVE

SILVER UNDEC MSRP: \$164.95 | GOLD UNDEC MSRP: \$274.95

SILVER MSRP: \$174.95 | GOLD MSRP: \$284.95

SILVER ITEM #	ROAD NAME	ROAD #	GOLD ITEM #
HO S-4 LOCOMOTIVE			
10 003 813	Undecorated (vertical shutters)	-	10 003 828
NEW PAINT SCHEMES!			
10 003 814	Baltimore & Ohio* (Blue/Yellow)	9104	10 003 829
10 003 815	Baltimore & Ohio* (Blue/Yellow)	9107	10 003 830
10 003 816	CP Rail (Red/Black/White)	7113	10 003 831
10 003 817	CP Rail (Red/Black/White)	7117	10 003 832
10 003 818	Grand Trunk Western (Black/Red)	8200	10 003 833
10 003 819	Grand Trunk Western (Black/Red)	8204	10 003 834
10 003 820	Pennsylvania (Dark Green/Yellow)	8430	10 003 835
10 003 821	Pennsylvania (Dark Green/Yellow)	8434	10 003 836
10 003 822	Santa Fe (Blue/Yellow)	1517	10 003 837
10 003 823	Santa Fe (Blue/Yellow)	1522	10 003 838
10 003 824	Southern Pacific (Black/Orange)	1474	10 003 839
10 003 825	Southern Pacific (Black/Orange)	1477	10 003 840
NEW ROAD NUMBERS!			
10 003 826	Boston & Maine (Black/Red/White)	1266	10 003 841
10 003 827	Boston & Maine (Black/Red/White)	1271	10 003 842



Silver
Sound Ready™

Wired speaker and enclosure included
for easy conversion to sound.

*CSX Licensed Product



Gold Models
with ESU Sound

Atlas Model Railroad Co., Inc. • 378 Florence Ave., Hillside, NJ 07205 • USA • ph: 908-687-0880 • fax: 908-687-8857 / 908-851-2550 • shop.atlasrr.com



ARRIVALS - WINTER/SPRING 2023



AVAILABLE JANUARY 2023

HO SCALE

ATLAS MASTER® HO ACF® 5250 COVERED HOPPER

NEW PAINT SCHEMES



Seaboard Coast Line*



Citco



Amoco



Cosden Chemical



Rocor Resins



ATLAS MASTER® HO ACF® 5250 COVERED HOPPER

MSRP: \$74.95

ITEM #	ROAD NAME	ROAD #
NEW PAINT SCHEMES!		
20 006 397	Wisconsin Central (Gray/Red) (arriving 2nd Quarter 2023)	83004
20 006 398	Wisconsin Central (Gray/Red) (arriving 2nd Quarter 2023)	83027
20 006 399	Wisconsin Central (Gray/Red) (arriving 2nd Quarter 2023)	83054
20 006 400	Seaboard Coast Line* (Yellow/Black)	260016
20 006 401	Seaboard Coast Line* (Yellow/Black)	260018
20 006 402	Seaboard Coast Line* (Yellow/Black)	260022
20 006 403	Citgo (Blue/Orange)	5244
20 006 404	Citgo (Blue/Orange)	5297
20 006 405	Citgo (Blue/Orange)	5322
20 006 902	Amoco (Gray/Blue/Red)	6203
20 006 903	Amoco (Gray/Blue/Red)	6221
20 006 904	Amoco (Gray/Blue/Red)	6228
20 006 905	Cosden Chemical (Gray/Red)	54544
20 006 906	Cosden Chemical (Gray/Red)	54556
20 006 907	Cosden Chemical (Gray/Red)	54561
20 006 908	Rocor Resins (Gray/Blue)	945253
20 006 909	Rocor Resins (Gray/Blue)	945265
20 006 910	Rocor Resins (Gray/Blue)	945278

ACF introduced the 5250 cubic foot size covered hopper in 1964, and has since built nearly 20,000 cars. Most of the cars were equipped with pneumatic outlets and eight 20" round hatches for use in transporting plastic pellets. In addition to the plastics cars, a number have been built or converted with gravity outlets and elongated hatches for grain type products. As with most things with long production spans, the design has evolved with changes in the physical features of the body and fixtures. The Atlas model features three unique body style variations to represent those changes from the 1960s into the 21st Century.

Features:

- Updated tooling
- Ready to run
- Injection molded plastic
- Fine scale detail
- Etched metal roof walk
- Metal knuckle couplers
- Road specific hatch and outlet configurations
- Road specific roof walk variations
- Three body style variations
- Separately applied wire grab irons and wire brake lines
- Crisp painting/printing
- Free-rolling 100-ton trucks



Revised end cage



Improved underbody detail

*CSX Licensed Product

HO
SCALE

ATLAS MASTER® HO EXTENDED VISION CABOOSE

**NEW ROAD
NUMBERS**



Chesapeake & Ohio*



Rio Grande

**NEW PAINT
SCHEMES**



N de M



Air Products & Chemicals (APTX)



BNSF



ATLAS MASTER® HO EXTENDED VISION CABOOSE

MSRP: \$46.95 | UNDEC MSRP: \$35.95

ITEM #	ROAD NAME	ROAD #
<i>HO EXTENDED VISION CABOOSE</i>		
20 003 114	Undecorated (w/o roofwalk)	-
20 003 115	Undecorated (w/roofwalk)	-
<i>NEW ROAD NUMBERS!</i>		
20 006 219	Chesapeake & Ohio (Blue/Yellow)*	3206
20 006 220	Chesapeake & Ohio (Blue/Yellow)*	3209
20 006 221	Rio Grande (Orange/Black)	01506
20 006 222	Rio Grande (Orange/Black)	01510
<i>NEW PAINT SCHEMES!</i>		
20 006 223	N de M (Yellow/Black)	44404
20 006 224	N de M (Yellow/Black)	44438
20 006 225	Air Products & Chemicals (APTX) (Green/Yellow)	202
20 006 226	BNSF (Orange/Black)	888318

Based on prototypes that were built during the 1960s, these cabooses were popular on railroads from coast-coast.

With the advancement of the End-of-Train device, cabooses slowly began to fall out of favor. However, in the early 2000's, "shoving platforms" began to appear as a place to safely house a crew when a reverse move was required. Instead of riding on the side of a freight car, the crew member now has a safe place to stand, while guiding the rear of a reverse move. Atlas' shoving platform cabooses will feature blanked out windows (Where appropriate).

Features:

- Thin endrails
- Window glazing
- Separate brake cylinder
- Open smoke stack
- Triple valve and air reservoir
- Roller-bearing caboose trucks
- Roofwalk where appropriate
- Accurate painting and lettering

AccuMate® couplers are made under license from AccuRail, Inc.


**CSX Licensed Product*

AVAILABLE JANUARY 2023


HO
SCALE

ATLAS MASTER® HO 10-1-2 PULLMAN SLEEPER

**NEW
MODEL!**




Pennsylvania



Southern



Pullman (Pullman Green/Black)



Pullman (Two Tone Gray)



ARRIVALS - WINTER/SPRING 2023

<https://shop.atlasrr.com/c-1569-h212.aspx>



HO SCALE

ATLAS MASTER® HO 10-1-2 PULLMAN SLEEPER



Union Pacific



Mexico



Lehigh Valley



Southern Pacific



ARRIVALS - WINTER/SPRING 2023




AVAILABLE JANUARY 2023

HO
SCALE

ATLAS MASTER® HO 10-1-2 PULLMAN SLEEPER

NEW
MODEL!



Unlettered

Between 1911 and 1927, Pullman built over 600 sleeper cars in the 10-1-2 (10 section, 1 drawing room, 2 compartment) configuration, making this the largest class of cars after the 12-1 sleeper. Blending Pullman's focus on the economy of sectional berths with the availability of private rooms, this car was a staple in both pool and dedicated name train service for most of the major roads, and was a favorite of economy-minded "sunbird" travelers between the Northeast and Florida. The cars of plan 3585, produced between 1923 and 1927, collectively became known as the "Lake" series of cars, as all bore names of lakes in the United States, with the exception of the 12 Scottish-tinged "Loch" cars produced for the B&O. During their lifetimes, a number of these cars were converted into Tourist class cars, or were sold to Mexican railways in the 1960s. Several examples still survive in museums today, such as the Lake Ainslie (alphabetically the first of the series), which is currently undergoing restoration at the Heart of Dixie Railroad Museum in Calera, Alabama.

Features

- Full interior detailing
- Scale operating diaphragms
- Prototype-appropriate Air Conditioning details
- Full, separately-applied underbody detail (brake piping, steam traps, brake rigging, etc.)
- Scale window glass
- Detailed prototypical trucks with free-rolling metal wheels
- Recommended 24" Radius Minimum
- AccuMate® couplers

AccuMate® couplers are made under license from AccuRail, Inc

HO
SCALE

ATLAS MASTER® HO 10-1-2 PULLMAN SLEEPER

MSRP: \$89.95

SILVER ITEM #	ROAD NAME
HO 10-1-2 PASSENGER CAR	
20 006 406	Unlettered (Pullman Green)
20 006 407	Pennsylvania 'Lake Arthur' (Tuscan/Black)
20 006 408	Pennsylvania 'Lake Auburn' (Tuscan/Black)
20 006 409	Pennsylvania 'Lake Girard' (Tuscan/Black)
20 006 410	Southern 'Lake Ainslie' (Green/Black)
20 006 411	Southern 'Lake Latham' (Green/Black)
20 006 412	Southern 'Lake Moreau' (Green/Black)
20 006 413	Pullman 'Lake Grandin' (Pullman Green/Black)
20 006 414	Pullman 'Lake Sanford' (Pullman Green/Black)
20 006 415	Pullman 'Lake Scott' (Pullman Green/Black)
20 006 416	Pullman 'Lake Bear' (Two Tone Gray)
20 006 417	Pullman 'Lake Caroline' (Two Tone Gray)
20 006 418	Pullman 'Lake George' (Two Tone Gray)
20 006 419	Union Pacific 'Lake Caillou' (Yellow/Gray/Red)
20 006 420	Union Pacific 'Lake Livingston' (Yellow/Gray/Red)
20 006 421	Union Pacific 'Lake Sibley' (Yellow/Gray/Red)
20 006 422	Mexico (SCD) 'Gonzalez Bocanegra' (Green/Black)
20 006 423	Lehigh Valley 'Lake Ashley' (LV Red)
20 006 424	Lehigh Valley 'Lake Long' (LV Red)
20 006 425	Southern Pacific 'Lake Cowan' (Pullman Green/Black)
20 006 426	Southern Pacific 'Lake Gregory' (Pullman Green/Black)
20 006 427	Southern Pacific 'Lake Norris' (Pullman Green/Black)




Pictured above is the Southern Railway "Lake Ainslie" 10-1-2 Sleeper courtesy of the Heart of Dixie Railroad Museum. This photo shows the Lake Ainslie shortly after she was donated to the museum in 1965. Restoration efforts began in 2015 and are in process today. More information can be found at the Heart of Dixie Railroad Museum website: <https://www.hodrrm.org/>

HO
SCALE

ATLAS TRAINMAN® HO 52' EVANS GONDOLA

NEW PAINT SCHEMES



Bangor & Aroostook



Chicago West Pullman



Illinois Central Gulf



JOBX



MHF Logistic Solutions+



Bethlehem Steel†



US Steel†

†Alternate history paint scheme

*Paint scheme is correct for a car of a similar prototype.

HO
SCALE

ATLAS TRAINMAN® HO 52' EVANS GONDOLA

MSRP: \$31.95 | UNDEC: \$24.95

ITEM #	ROAD NAME	ROAD #
HO TRAINMAN® EVANS 52'6" GONDOLA		
20 003 113	Undecorated	-
NEW PAINT SCHEMES!		
20 006 853	Bangor & Aroostook (Black)	34101
20 006 854	Bangor & Aroostook (Black)	34105
20 006 855	Bangor & Aroostook (Black)	34108
20 006 856	Chicago West Pullman (Black)	2020
20 006 857	Chicago West Pullman (Black)	2024
20 006 858	Chicago West Pullman (Black)	2029
20 006 859	Illinois Central Gulf (Black)	246113
20 006 860	Illinois Central Gulf (Black)	246127
20 006 861	Illinois Central Gulf (Black)	246143
20 006 862	JOBX (Black)	3012
20 006 863	JOBX (Black)	3017
20 006 864	JOBX (Black)	3019
20 006 865	MHF Logistic Solutions+ (Gray)	5727
20 006 866	MHF Logistic Solutions+ (Gray)	5754
20 006 867	MHF Logistic Solutions+ (Gray)	5797
20 006 868	Bethlehem Steel†(Yellow)	2017
20 006 869	Bethlehem Steel† (Yellow)	2049
20 006 870	Bethlehem Steel† (Yellow)	2064
20 006 871	US Steel† (Black)	100332
20 006 872	US Steel† (Black)	100354
20 006 873	US Steel† (Black)	100366
20 006 874	Norfolk Southern (Orange)	997281
20 006 875	Norfolk Southern (Orange)	997294
20 006 876	Norfolk Southern (Orange)	997328



Norfolk Southern+

The work horse of the steel industry, the gondola is basically a flat car with sides, allowing more and different types of loads to be transported. The gondola dates to about 1830 and was first used on early railways and tramways to move coal.

Features:

- True scale dimensions with accurate details
- Weighted, detailed underframes
- Trucks equipped with free-rolling metal wheels

[†]Alternate history paint scheme

*Paint scheme is correct for a car of a similar prototype.



ARRIVALS - WINTER/SPRING 2023



AVAILABLE FEBRUARY 2023

HO SCALE

ATLAS MASTER® HO U28C/U28CG LOCOMOTIVES

NEW MODEL!



Conrail



Louisville & Nashville*



Pennsylvania



Southern Pacific

*CSX Licensed Product

Atlas Model Railroad Co., Inc. • 378 Florence Ave., Hillside, NJ 07205 • USA • ph: 908-687-0880 • fax: 908-687-8857 / 908-851-2550 • shop.atlasrr.com



ARRIVALS - WINTER/SPRING 2023

<https://shop.atlasrr.com/c-1556-h209.aspx>



HO SCALE

ATLAS MASTER® HO U28C/U28CG LOCOMOTIVES

NEW MODEL!



Union Pacific



Santa Fe (As Delivered)



Santa Fe (Freight Scheme)



Silver Sound Ready™

Silver Sound Ready™

Atlas Silver Sound Ready models are equipped with a speaker for easy conversion to sound with the addition of a decoder. If you need assistance with the upgrade of a Sound Ready model, please contact Atlas Customer Service at 908-687-0880 or csdept@atlasrr.com



Gold Models with ESU Sound



ARRIVALS - WINTER/SPRING 2023



AVAILABLE FEBRUARY 2023

HO
SCALE

ATLAS MASTER® HO U28C/U28CG LOCOMOTIVES

NEW
MODEL!

The General Electric U28C locomotive, developed in 1966, provided a 300 horsepower increase over its predecessor, the U25C. Built on a larger frame than the U25C, the model also incorporated other improvements, such as new floating bolster trucks. A passenger-hauling variant, the U28CG, was produced for the Atchison, Topeka and Santa Fe Railway. These units were painted in the timeless red and silver Warbonnet paint scheme and put into service on the Texas Chief, replacing well aged F units. Upon being retired from freight service the U28CGs were repainted into the standard Santa Fe freight colors of blue and yellow.

Early U30Cs were based on the U28C design and were visually identical to the Phase II U28C, of which this new model from Atlas represents.

Features:

- All new tooling.
- Etched metal grilles.
- Steam generator details on U28CG.
- Several cab, headlight and nose light variations to accurately match the prototype.
- Separately applied details parts.
- New! Factory equipped with metal knuckle couplers.
- DC and Sound versions available.

Silver Sound Ready

Atlas Silver Sound Ready models are equipped with a speaker for easy conversion to sound with the addition of a decoder.

Atlas Master® Series Silver Additional Features:

NMRA 21-pin plug for DCC.

Atlas Master® Series Gold Additional Features:

ESU LokSound decoder, supporting all DCC programming modes.

Flexible mapping of function keys F0 to F31.

Follows all NMRA DCC standards and recommended practices.

Lighting effects to match the prototype, including Gyalight and Mars light where appropriate.

Over 20 sound effects are available, including engine start-up and shutdown, prime mover sounds through all eight notches, bell, air horn, air compressor, dynamic brakes and more.



HO SCALE ATLAS MASTER® HO U28C/U28CG LOCOMOTIVES

SILVER MSRP: \$189.95 | GOLD MSRP: \$299.95

SILVER ITEM #	ROAD NAME	ROAD #	GOLD ITEM #
HO U28C LOCOMOTIVE			
10 003 659	Undecorated w/o nose headlight	-	10 003 683
10 003 660	Undecorated w/nose headlight	-	10 003 684
10 003 661	Conrail (Blue/White)	6523	10 003 685
10 003 662	Conrail (Blue/White)	6530	10 003 686
10 003 663	Conrail (Blue/White)	6532	10 003 687
10 003 664	Louisville & Nashville (Gray/Yellow)*	1526	10 003 688
10 003 665	Louisville & Nashville (Gray/Yellow)*	1528	10 003 689
10 003 666	Louisville & Nashville (Gray/Yellow)*	1529	10 003 690
10 003 667	Pennsylvania (Dark Green/Black)	6527	10 003 691
10 003 668	Pennsylvania (Dark Green/Black)	6529	10 003 692
10 003 669	Pennsylvania (Dark Green/Black)	6534	10 003 693
10 003 670	Southern Pacific (Scarlet/Gray)	7150	10 003 694
10 003 671	Southern Pacific (Scarlet/Gray)	7153	10 003 695
10 003 672	Southern Pacific (Scarlet/Gray)	7155	10 003 696
10 003 673	Union Pacific (Yellow/Red/Gray)	2800	10 003 697
10 003 674	Union Pacific (Yellow/Red/Gray)	2803	10 003 698
10 003 675	Union Pacific (Yellow/Red/Gray)	2806	10 003 699
HO U28CG LOCOMOTIVE			
10 003 677	Santa Fe (As Delivered) (Silver/Red/Yellow)	352	10 003 701
10 003 678	Santa Fe (As Delivered) (Silver/Red/Yellow)	356	10 003 702
10 003 679	Santa Fe (As Delivered) (Silver/Red/Yellow)	357	10 003 703
10 003 680	Santa Fe (Freight Scheme) (Blue/Yellow)	7901	10 003 704
10 003 681	Santa Fe (Freight Scheme) (Blue/Yellow)	7903	10 003 705
10 003 682	Santa Fe (Freight Scheme) (Blue/Yellow)	7908	10 003 706



Wired speaker and enclosure included for easy conversion to sound.


*CSX Licensed Product




HO
SCALE

ATLAS MASTER® HO 50' SINGLE DOOR POSTWAR BOX CAR

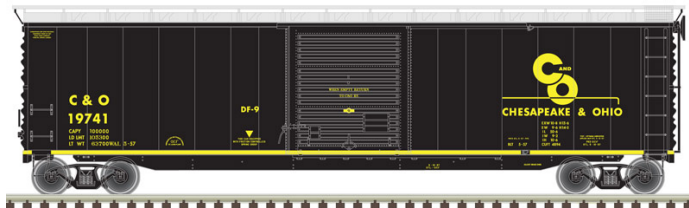
**NEW PAINT
SCHEMES**




Northern Pacific (Savings Bonds)




N de M



C&O*




Reading (XMz)



Missouri Pacific



New York Central (P&E)*



Canadian National

*CSX Licensed Product



ATLAS MASTER® HO 50' SINGLE DOOR POSTWAR BOX CAR

MSRP: \$52.95

ITEM #	ROAD NAME	ROAD #
HO 50' POSTWAR SINGLE DOOR BOX CAR		
20 001 448	Undecorated - 8' Door	-
20 003 378	Undecorated - 9' Door	-
NEW PAINT SCHEMES!		
20 005 850	Northern Pacific (Savings Bonds) (Red/White/Blue)	31309
20 005 851	Northern Pacific (Savings Bonds) (Red/White/Blue)	31555
20 005 852	N de M (Brown/White)	93064
20 005 853	N de M (Brown/White)	93259
20 005 854	C&O* (Black/Yellow)	19741
20 005 855	C&O* (Black/Yellow)	19520
20 005 856	Reading (XMz) (Green/Yellow)	115322
20 005 857	Reading (XMz) (Green/Yellow)	115349
20 005 858	Missouri Pacific (Brown/White)	255195
20 005 859	Missouri Pacific (Brown/White)	255056
20 005 860	New York Central (P&E)* (Jade Green/Black/White)	4503
20 005 861	New York Central (P&E)* (Jade Green/Black/White)	4516
20 005 862	Canadian National (Brown/White)	550000
20 005 863	Canadian National (Brown/White)	550017

At the end of World War II, railroads ordered large numbers of 50' AAR boxcars with a standard design that was first widely used in the late 1940s. This design was based on the original 1937 AAR design but was modified in the post-war era to include: improved dreadnaught end and diagonal panel roofs with standard or overhanging design. These 50' boxcars were a common sight on American railroads well into the 1970s and 1980s.

Features:

- Details such as separately applied ladders and grab irons
- Three different side sill styles - straight, tabbed and fishbelly
- 8' & 9' Superior or Youngstown doors
- Fully detailed underframe
- Free rolling trucks with metal wheelsets
- Accurate printing and prototypical paint schemes

*CSX Licensed Product



ARRIVALS - WINTER/SPRING 2023



AVAILABLE FEBRUARY 2023

HO SCALE

ATLAS MASTER® HO 73' CENTER PARTITION CAR

NEW PAINT SCHEMES




Iowa Northern Railway



Norfolk Southern



First Union Rail



Willamette and Pacific Railroad




BNSF (H1)



Canadian Pacific (S00)



TTX (w/ yellow conspicuity stripes)



TTX (Forward Thinking Patch)



Union Pacific



ATLAS MASTER® HO 73' CENTER PARTITION CAR

MSRP: \$52.95 | UNDEC MSRP: \$ 42.95

ITEM #	ROAD NAME	ROAD #
HO 73' CENTER PARTITION CAR		
20 001 775	Undecorated	-
NEW PAINT SCHEMES!		
20 006 475	Iowa Northern Railway (IANR) (Brown/White/Yellow)	26803
20 006 476	Iowa Northern Railway (IANR) (Brown/White/Yellow)	26806
20 006 477	Iowa Northern Railway (IANR) (Brown/White/Yellow)	26817
20 006 478	Norfolk Southern (Brown/White)	120325
20 006 479	Norfolk Southern (Brown/White)	120391
20 006 480	Norfolk Southern (Brown/White)	120420
20 006 481	First Union Rail (NDYX) (Blue/White)	735970
20 006 482	First Union Rail (NDYX) (Blue/White)	735931
20 006 483	First Union Rail (NDYX) (Blue/White)	735954
20 006 484	Willamette and Pacific Railroad (WPRR) (Orange/Black)	73090
20 006 485	Willamette and Pacific Railroad (WPRR) (Orange/Black)	73079
20 006 486	Willamette and Pacific Railroad (WPRR) (Orange/Black)	73068
20 006 487	BNSF (H1) (Brown/White)	562678
20 006 488	BNSF (H1) (Brown/White)	562773
20 006 489	BNSF (H1) (Brown/White)	562712
20 006 490	Canadian Pacific (SOO) (Brown/White/Red)	600373
20 006 491	Canadian Pacific (SOO) (Brown/White/Red)	600394
20 006 492	Canadian Pacific (SOO) (Brown/White/Red)	600412
20 006 493	TTX (w/yellow conspicuity stripes) (Yellow/Black)	857020
20 006 494	TTX (w/yellow conspicuity stripes) (Yellow/Black)	857054
20 006 495	TTX (w/yellow conspicuity stripes) (Yellow/Black)	857145
20 006 496	TTX (Forward Thinking Patch) (Yellow/Black)	857048
20 006 497	Union Pacific (Brown/White)	275189
20 006 498	Union Pacific (Brown/White)	275227
20 006 499	Union Pacific (Brown/White)	275318

The 73' Center Partition Car is designed to load, transport and unload lumber, gypsum board and other construction products efficiently. The AAR mechanical designation for this type of car is "FBC." The 73-foot version of the FBC was introduced in 1986. Since then over 40,000 cars have been built.

Features:

- Riserless Floor Design
- Detailed stirrups
- Simulated tie-loops
- Ratchets
- Partition cable hooks
- 22 wire grabs
- Etched cross-over walks
- Wire Brake Rods
- Detailed Jack Pads
- Newly Tooled 286k trucks
- Detailed Pull Plates
- See-Through Top Chord Holes
- Simulated cable slots
- Detailed lift plates
- Prototypical lettering and markings
- Recommended 22" radius

HO
SCALE

ATLAS MASTER® HO 4650 CENTERFLOW HOPPER

**NEW PAINT
SCHEMES**



Engelhard



Georgia Kaolin



Tabor & Co.



Farmland (CO-OP)




Union Pacific (ex-SP Patch)



Wisconsin Central (CN)

**NEW ROAD
NUMBERS**



Southern Pacific



ATLAS MASTER® HO 4650 CENTERFLOW HOPPER

MSRP: \$48.95 | UNDEC MSRP: \$38.95

ITEM #	ROAD NAME	ROAD #
ACF® 4650 CENTERFLOW HOPPER (PRE-1971)		
1400	Undecorated Pre-1971	-
NEW PAINT SCHEMES!		
20 006 933	Engelhard (Gray/Red)	47455
20 006 934	Engelhard (Gray/Red)	47464
20 006 935	Engelhard (Gray/Red)	47471
20 006 936	Georgia Kaolin (Gray/Black)	46965
20 006 937	Georgia Kaolin (Gray/Black)	46969
20 006 938	Georgia Kaolin (Gray/Black)	46972
20 006 939	Tabor & Co (Gray/Black)	46693
20 006 940	Tabor & Co (Gray/Black)	46712
20 006 941	Tabor & Co (Gray/Black)	46725
ACF® 4650 CENTERFLOW HOPPER (POST-1971)		
20 003 651	Undecorated Post 1971	-
NEW PAINT SCHEMES!		
20 006 942	Farmland (CO-OP) (Gray/Red/Blue)	3408
20 006 943	Farmland (CO-OP) (Gray/Red/Blue)	3424
20 006 944	Farmland (CO-OP) (Gray/Red/Blue)	3433
20 006 945	Union Pacific (ex-SP Patch) (Gray/Black)	496490
20 006 946	Union Pacific (ex-SP Patch) (Gray/Black)	496599
20 006 947	Union Pacific (ex-SP Patch) (Gray/Black)	496614
20 006 948	Wisconsin Central (CN) (Mineral Red/White)	87017
20 006 949	Wisconsin Central (CN) (Mineral Red/White)	87030
20 006 950	Wisconsin Central (CN) (Mineral Red/White)	87044
NEW ROAD NUMBERS!		
20 006 951	Southern Pacific (Gray/Black)	496543
20 006 952	Southern Pacific (Gray/Black)	496576
20 006 953	Southern Pacific (Gray/Black)	496605

Produced by ACF in the 1960's and again in the 1970's, this freight car was used to haul grain, kaolin clay, salt, sugar and other commodities.

Features:

- Etched metal roof walks
- Detailed brake gear
- Blackened metal wheels
- Accurate painting and printing
- 100-ton roller-bearing trucks and body mounted AccuMate couplers with screw-attached coupler pockets.

AccuMate® couplers are made under license from AccuRail, Inc.



ARRIVALS - WINTER/SPRING 2023



AVAILABLE FEBRUARY 2023

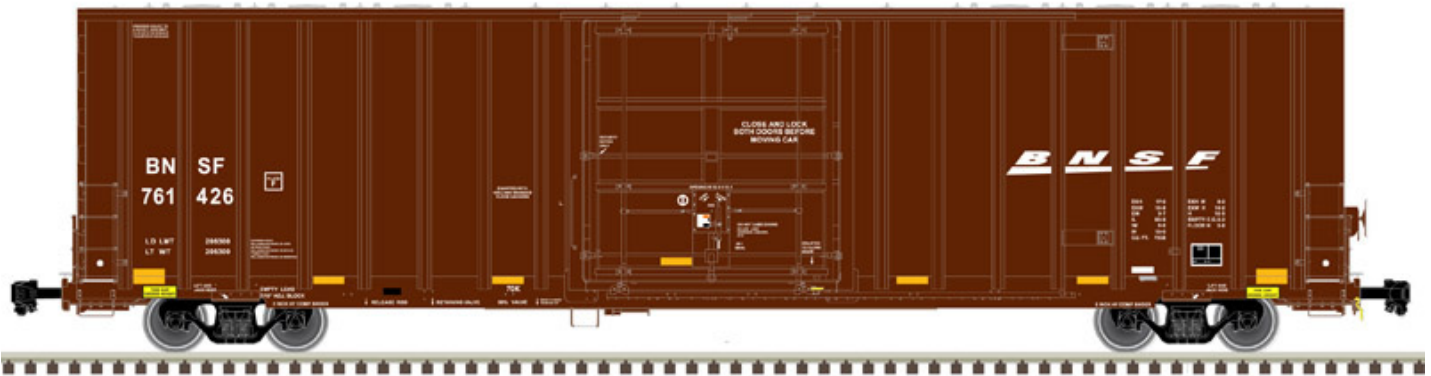
HO SCALE

ATLAS MASTER® HO GUNDERSON 7550 DOUBLE /7538 SINGLE DOOR BOX CAR

NEW TOOLING!



TTX



BNSF



**ATLAS MASTER® HO
GUNDERSON 7550 DOUBLE /7538 SINGLE DOOR BOX CAR**

MSRP: \$59.95 | UNDEC MSRP: \$59.95

ITEM #	ROAD NAME	ROAD #
HO GUNDERSON 7550 DOUBLE DOOR BOX CAR		
20 005 910	Undecorated	-
20 005 912	TTX (Yellow/Black)	663810
20 005 913	TTX (Yellow/Black)	663841
20 005 914	TTX (Yellow/Black)	663952
20 005 915	TTX (Yellow/Black)	664059
20 005 916	TTX (Yellow/Black)	664172
20 005 917	TTX (Yellow/Black)	664204
20 005 918	TTX (Yellow/Black)	664211
20 005 919	TTX (Yellow/Black)	664263
20 005 920	TTX (Yellow/Black)	664391
20 005 921	TTX (Yellow/Black)	664434
20 005 922	TTX (Yellow/Black)	664439
20 005 923	TTX (Yellow/Black)	664444
HO GUNDERSON 7538 SINGLE DOOR BOX CAR		
20 005 911	Undecorated	-
20 005 924	BNSF (Brown/White)	761410
20 005 925	BNSF (Brown/White)	761426
20 005 926	BNSF (Brown/White)	761451
20 005 927	BNSF (Brown/White)	761467
20 005 928	BNSF (Brown/White)	761493
20 005 929	BNSF (Brown/White)	761499
20 005 930	BNSF (Brown/White)	761505
20 005 931	BNSF (Brown/White)	761516
20 005 932	BNSF (Brown/White)	761534
20 005 933	BNSF (Brown/White)	7615540
20 005 934	BNSF (Brown/White)	7615561
20 005 935	BNSF (Brown/White)	7615563


In 2012, BNSF acquired close to 600 Gunderson 7538 High Capacity box cars. Four years later, TTX Corporation placed orders for a similar 7550 box car. At this time, they have over 4,000 cars in their fleet with more cars ordered. With a gross rail load capacity of 286,000, these cars can carry a wide variety of products such as paper and bulk items. While they look similar in appearance, the 7550 and 7538 have a few unique differences. The 7550 features "grid sides" and double plug doors. The 7538 has a single plug door and a unique door step, just below the left side of the door opening. With both companies operating large fleets, these cars are sure to be seen in large manifests, short lines and on sidings throughout North America.

Features:

- All New Tooling!
- Separate ladders, hand brake and door rods
- Door stirrup, unique to the 7538
- Single or double plug door as per the prototype
- Roof with 3 Stanray X-panels and 3 diagonal center panels
- Brake arrangement offset to A end of body
- Crisp, accurate lettering and paint details

NEW PAINT SCHEMES


NEW ROAD NUMBERS



Baltimore and Ohio*



Alaska




Peabody



Chicago & Eastern Illinois



Western Maryland*



Reading



Virginian

*CSX Licensed Product



ATLAS TRAINMAN® HO 70 TON 9 PANEL HOPPER

MSRP: \$35.95 | UNDEC MSRP: \$28.95

ITEM #	ROAD NAME	ROAD #
ATLAS HO TRAINMAN® AAR 70 TON 3-BAY OPEN HOPPER (ARCHED END)		
20 003 010	Undecorated (arched end)	-
NEW PAINT SCHEMES!		
20 006 911	Baltimore and Ohio* (Black/Yellow/White)	10389
20 006 912	Baltimore and Ohio* (Black/Yellow/White)	11027
20 006 913	Baltimore and Ohio* (Black/Yellow/White)	11137
NEW ROAD NUMBERS!		
20 006 914	Alaska (Black/White)	14734
20 006 915	Alaska (Black/White)	14783
20 006 916	Alaska (Black/White)	14803
20 006 917	Peabody (Yellow/Red/Green)	6902
20 006 918	Peabody (Yellow/Red/Green)	6923
20 006 919	Peabody (Yellow/Red/Green)	6933
ATLAS HO TRAINMAN® AAR 70 TON 3-BAY OPEN HOPPER (STANDARD END)		
20 002 908	Undecorated (Standard End)	-
NEW PAINT SCHEMES!		
20 006 920	Chicago and Eastern Illinois (Brown/White)	86327
20 006 921	Chicago and Eastern Illinois (Brown/White)	86348
20 006 922	Chicago and Eastern Illinois (Brown/White)	86538
20 006 923	Western Maryland* (Brown/Yellow/White)	70002
20 006 924	Western Maryland* (Brown/Yellow/White)	70506
20 006 925	Western Maryland* (Brown/Yellow/White)	71097
NEW ROAD NUMBERS!		
20 006 926	Reading (Black/White)	59058
20 006 927	Reading (Black/White)	59077
20 006 928	Reading (Black/White)	59080
20 006 929	Virginian (Black/White)	4592
20 006 930	Virginian (Black/White)	4842
20 006 931	Virginian (Black/White)	4919

This familiar hopper was an industry standard on many railroads since the 1930's. It was adopted by the AAR as a recommended design, but fell out of favor by the mid-1950s. While offering greater capacity over cars with conventional flat sides, the original open hoppers created corrosive interaction between acidic coal and the car's joints, leading to costly rebuilding programs.

Features:

- True scale dimensions with accurate details
- Weighted, detailed underframes
- Equipped with AccuMate® Knuckle Couplers
- Trucks equipped with free-rolling metal wheels
- Accurate painting and lettering
- Removable coal load

AccuMate® couplers are made under license from AccuRail, Inc.

**CSX Licensed Product*

HO
SCALE

ATLAS MASTER® HO 45' PINES TRAILER

**NEW PAINT
SCHEMES**



Lucky Lager



Old Milwaukee



Heileman's Old Style



Pabst Blue Ribbon



Schlitz



Stroh's



ATLAS MASTER® HO 45' PINES TRAILER

MSRP: \$29.95

NEW PAINT SCHEMES!

20 006 312	Lucky Lager (White/Red)
20 006 313	Old Milwaukee (White/Red/Gold)
20 006 314	Heileman's Old Style (Blue/White/Red)
20 006 315	Pabst Blue Ribbon (Red/White/Blue)
20 006 316	Schlitz (White/Maroon)
20 006 317	Stroh's (Red/White/Gold)

In today's economy, there are strong demands to move freight faster and more efficiently. Atlas' HO 45' Pines Trailer will get the job done on your railroad. Built in true scale dimensions, the model has extremely accurate painting and printing.

Features:

- Two sets of landing gear- fully extended or retracted
- Hinges and latches
- Rivets
- Rear bumper detail
- And more.

AVAILABLE JANUARY 2023



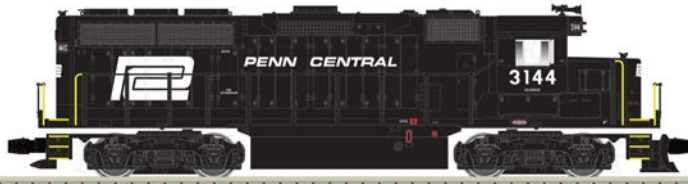
ATLAS PREMIER O GP40 LOCOMOTIVE

NEW
ATLAS
MODEL

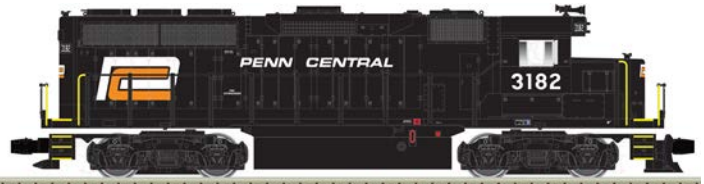
WITH
PROTO-SOUND 3.0
DCS



CSX* (Bright Future)



Penn Central



Penn Central "Red C"



Port Harbor 1st Responders



Rio Grande



Union Pacific

**CSX Licensed Product*

SCALE **ATLAS PREMIER O GP40 LOCOMOTIVE**

3-RAIL MSRP: \$569.95

3 RAIL ITEM #	ROAD NAME
NEW MODEL!	
30138019	CSX* (Gray/Blue/Yellow) 6611
30138020	CSX* (Gray/Blue/Yellow) 6641
30138021	Penn Central (Black/White) 3144
30138022	Penn Central (Black/White) 3166
30138023	Penn Central (red C) (Black/White/Red) 3182
30138024	Port Harbor (Red/Black/Blue) 8955
30138025	Rio Grande (Orange/Black) 3132
30138026	Rio Grande (Orange/Black) 3136
30138027	Union Pacific (Yellow/Gray/Red) 503
30138028	Union Pacific (Yellow/Gray/Red) 515
30138029	Operation Lifesaver 50 Years (Gold/Black) 50



Operation Lifesaver 50th Anniversary Limited Edition Locomotive


In 1966 EMD introduced a new line of locomotives based on the 16-cylinder 645-series prime mover. The "40-series" included a six-axle and four-axle model, the latter being the GP40. A total of 1,145 units were produced between 1966 and 1972. These turbocharged 3,000hp locomotives were used primarily in road freight service. The GP40 was a versatile locomotive that could be found across the US hauling drag freights over mountain passes and leading high-speed intermodal trains across flat terrain. Three rooftop radiator fans at the rear of the long hood differentiate a GP40 from its lower horsepower counterpart, the GP38, which has two fans at this location. Many GP40s are still in service today.

Features Include:

- Directionally Controlled Headlights
- Metal Wheels, Axles and Gears
- Die-Cast Truck Sides, Pilots and Fuel Tank
- (2) Remotely Controlled Proto-Couplers
- Colorful Paint Scheme
- Metal Chassis
- Metal Handrails and Decorative Horn
- (2) Precision Flywheel Equipped Motors
- (2) Engineer Cab Figures
- Operates On O-31 Curves
- Intricately Detailed ABS Body
- Lighted Cab Interior
- Illuminated Number Boards
- Lighted Marker Lights
- Spinning Roof Fans
- Metal Body Side Grilles
- Operating Smoke Unit
- Locomotive Speed Control
- Proto-Sound 3.0 DCS
- Unit Measures: 15 1/2" x 2 3/4" x 4"



ATLAS PREMIER O SD40-2 LOCOMOTIVE



Burlington Northern

**NEW
ATLAS
MODEL**



Chicago & North Western

**WITH
PROTO-SOUND 3.0
DCS**



CSX*



Milwaukee Road



Pan Am



Wisconsin & Southern 40th Anniversary

*CSX Licensed Product



ATLAS PREMIER O SD40-2 LOCOMOTIVE

3-RAIL MSRP: \$569.95

3 RAIL ITEM #	ROAD NAME	ROAD #
NEW MODEL!		
30138006	Burlington Northern (Green/Black/White)	7274
30138007	Burlington Northern (Green/Black/White)	7280
30138008	Chicago & North Western (Green/Yellow)	6910
30138009	Chicago & North Western (Green/Yellow)	6922
30138010	CSX* (Gray/Blue/Yellow)	8237
30138011	CSX* (Gray/Blue/Yellow)	8246
30138012	Milwaukee Road (Orange/Black)	146
30138013	Milwaukee Road (Orange/Black)	167
30138014	PanAm (Blue/White)	608
30138015	PanAm (Blue/White)	609
30138016	Union Pacific (Yellow/Gray/Red)	1764
30138017	Union Pacific (Yellow/Gray/Red)	1938
30138018	Wisconsin & Southern 40th Anniversary (Red/White)	4170



Union Pacific 1764



Union Pacific 1938



Offering better reliability and lower maintenance costs than the higher powered SD-45, EMD's SD40-2 enjoyed a long production run of 3,100 units. The 3,000 horsepower diesel was the primary motive power for many railroads throughout the 1970's and 80's. Introduced on January 1, 1972, the SD40-2 had become the best-selling 6-axle road switcher in history by December 31, 1978. One of the most striking features of the EMD workhorse was its long "back porch" or decking that extended in front and behind the locomotive's cab. These porches differentiated the SD40-2 from its earlier cousin, the SD35 and were the result of the SD40-2's requirement for a longer frame, which helped increase the locomotive's tractive effort.

Features Include:

- Intricately Detailed ABS Body
- Metal Chassis
- Die-Cast Truck Sides, Pilots and Fuel Tank
- Metal Handrails and Decorative Horn
- Metal Wheels and Axles
- Proto-Sound 3.0 With The Digital Command System
- Featuring Freight Yard Proto-Effects
- Operating Metal Couplers
- Cab Figures
- Authentic Paint Scheme
- Unit Measures: 17 1/2" x 2 5/8" x 3 7/8"
- Operates On O-31 Curves



ARRIVALS - WINTER/SPRING 2023



AVAILABLE JANUARY 2023



ATLAS PREMIER O 40' PS-1 BOX CAR WITH 6' DOOR

NEW ATLAS MODEL



Chicago & Illinois Midland



Lehigh New England



Nashville, Chattanooga & St. Louis*



New York Central*



Richmond, Fredericksburg & Potomac



Santa Fe - Grand Canyon Side 1



Santa Fe - Grand Canyon Side 2

*CSX Licensed Product



ATLAS PREMIER O 40' PS-1 BOX CAR WITH 6' DOOR

3-RAIL MSRP: \$79.95 | 2-RAIL MSRP: \$84.95

3 RAIL ITEM #	ROAD NAME	2 RAIL ITEM #
ATLAS O PREMIER 40' PS-1 BOX CAR W. 6' DOOR		
3003020	Chicago & Illinois Midland (Green/Black/White)	3004020
3003021	Lehigh New England (Brown/White/Black)	3004021
3003022	Nashville, Chattanooga & St. Louis (Brown/Yellow/White)	3004022
3003023	New York Central* (Brown/White/Black)	3004023
3003024	Richmond, Fredericksburg, & Potomac (Blue/White)	3004024
3003025	Santa Fe - Grand Canyon (Brown/White/Black)	3004025

The 40' Boxcar is widely known as one of the most popular freight cars used by railroads as they transitioned from steam to diesel. In particular the Pullman Standard or PS-1 design was one of the most popular and was widely used by North American railroads. Pullman had been making freight cars for more than half a century when it hit a home run with the PS-1. Introduced in 1947, it set the standard for postwar American freight cars.

What made the PS-1 a landmark was its welded construction — an area in which Pullman led the industry. In addition to lighter weight, welding offered superior strength and better resistance to weather and corrosion than contemporary riveted cars.

Like the EMD diesels that became ubiquitous on American railroads, the PS-1 was part of the postwar shift away from customized, railroad-specific locos and cars toward standardized designs produced in large quantities on efficient assembly lines. No wonder the PS-1 was soon followed by the highly successful PS-2 covered hopper, PS-3 open hopper, PS-4 flatcar, and PS-5 gondola.

Features:

- Intricately Detailed Durable ABS Body
- Metal Wheels and Axles
- Die-Cast 4-Wheel Trucks
- Operating Die-Cast Metal Couplers
- Colorful, Attractive Paint Schemes
- Decorative Brake Wheels
- Separate Metal Handrails
- Fast-Angle Wheel Sets
- Needle-Point Axles
- Sliding Car Doors
- 1:48 Scale Dimensions
- Unit Measures: 11 5/8" x 2 5/8" x 3 3/4"
- Operates On O-31 Curves



ATLAS PREMIER O SNOW PLOW

NEW
ATLAS
MODEL



Canadian National



Maine Central



Milwaukee Road



New York Central*



Union Pacific



Rio Grande

*CSX Licensed Product



ATLAS PREMIER O SNOW PLOW

3-RAIL MSRP: \$89.95

3 RAIL ITEM #	ROAD NAME
O SNOW PLOW	
3009970	Canadian National (Red/White)
3009971	Maine Central (Green/Gold)
3009972	Milwaukee Road (Red/Black)
3009973	New York Central* (Brown/Black)
3009974	Union Pacific (Brown/White)
3009975	Rio Grande (Orange/Black)

For railroads in much of the U.S. and Canada, dealing with snow is a perennial problem. The earliest railroad plows were likely derived from agricultural plows, and were the first instance of a plow being pushed from behind rather than pulled by horses or oxen. In 1840, little more than a decade after the first steam engine plied American rails, Charles Lowbaert was granted a patent for a wedge, or "bucker," railroad plow. Like our model, that pioneering snowplow featured an inclined plane to bring the snow up off the rails and a pointed, triangular wedge to throw it to both sides of the track. Over time, railroad plows evolved into an arsenal of equipment ranging from engine-mounted blades to the ultimate snowfighting weapon, the rotary snow plow.

Features:

- Metal Wheels and Axles
- Die-Cast 4-Wheel Trucks
- Operating Die-Cast Metal Couplers
- Colorful, Attractive Paint Schemes
- Fast-Angle Wheel Sets
- Needle-Point Axles
- 1:48 Scale Dimensions
- Stamped Metal Floors
- Separate Metal Handrails
- Operates On O-31 Curves (3-Rail)

**CSX Licensed Product*

Atlas Model Railroad Co., Inc. • 378 Florence Ave., Hillside, NJ 07205 • USA • ph: 908-687-0880 • fax: 908-687-8857 / 908-851-2550 • shop.atlasrr.com



ATLAS PREMIER O 55' ALL DOOR BOX CAR

**NEW
ATLAS
MODEL**



British Columbia



Champion International (US Plywood)



David J. Joseph Transportation



Masonite Corporation



Simpson Timber Company



Triangle Pacific



ATLAS PREMIER O 55' ALL DOOR BOX CAR

3-RAIL MSRP: \$79.95 | 2-RAIL MSRP: \$84.95

3 RAIL ITEM #	ROAD NAME	2 RAIL ITEM #
O 55' ALL DOOR BOX CAR		
3009976	British Columbia (Green/White)	3002148
3009977	Champion International (US Plywood) (Blue/White)	3002149
3009978	David J. Joseph Transportation (Blue/White)	3002161
3009979	Masonite Corporation (Tan/Black)	3002162
3009980	Simpson Timber Company (Red/White)	3002163
3009981	Triangle Pacific (Red/White)	3002164

From the dawn of railroading, the boxcar was the vehicle of choice for transporting solid goods that needed protection from the elements. And one of the biggest bottlenecks in shipping was getting the cargo in and out of a boxcar's doors. Over the years, doors grew wider to speed things up, and other expedients were tried - like end doors on automobile cars and small "lumber doors" on the ends of Milwaukee Road boxcars. Perhaps the ultimate solution was this all-door boxcar, where the entire side consisted of four sliding doors that could be opened in pairs to provide a 25' wide doorway.

The idea for these cars was sketched on a napkin in 1962 by Flake Willis, president of the McCloud River Railroad. A California logging and lumber carrier, the McCloud was looking for a lumber-carrying vehicle with the protection of a boxcar and the ease of loading of a flatcar. Delivered later the same year, the prototype all-door car proved successful enough that the McCloud River, now owned by U.S. Plywood, ordered 100 similar cars in 1967 from Thrall Car Manufacturing Co. and Southern Iron Works. "Thrall Door" cars were purchased by lumber carriers across the U.S. and Canada through the late 1960s and early 1970s.

McCloud retired their fleet in the 1970s. Other carriers, however, continued to roster Thrall-Door cars for several decades. Sporadic railfan sightings into the early 2000s indicated that some all-door cars likely served out the maximum 40-year life in interchange service allowed by the AAR for cars built before 1974.

Features:

- Intricately Detailed, Durable ABS Body
- Colorful, Attractive Paint Scheme
- Metal Wheels and Axles
- Die-Cast 4-Wheel Trucks
- Fast-Angle Wheel Sets
- Needle-Point Axles
- (2) Operating Die-Cast Metal Couplers
- Detailed Brake Wheel
- Separate Metal Handrails
- Sliding Car Doors
- 1:48 Scale Dimensions
- Unit Measures: 15 1/8" x 2 9/16" x 4 1/16"
- Operates On O-31 Curves (3-Rail)



ATLAS PREMIER O F40PH LOCOMOTIVE

**NEW
ATLAS
MODEL**

equipped with
PROTO-SOUND



NJ TRANSIT



Amtrak® Phase III



Amtrak® Phase IV



MBTA+



Metro North

Officially licensed by Amtrak

Products bearing NJ TRANSIT marks are made under a trademark license from NJ TRANSIT.

+Copyright MBTA 2017, Officially licensed by the MBTA

Atlas Model Railroad Co., Inc. • 378 Florence Ave., Hillside, NJ 07205 • USA • ph: 908-687-0880 • fax: 908-687-8857 / 908-851-2550 • shop.atlasrr.com



ATLAS PREMIER O F40PH LOCOMOTIVE

MSRP 3-RAIL: \$619.95 | MSRP 2-RAIL: \$619.95

3 RAIL ITEM #	ROAD NAME	2 RAIL ITEM #
NEW MODEL!		
30138030	Amtrak® Phase III 216 (Silver/Black/Red/White/Blue)	30138060
30138031	Amtrak® Phase III 308 (Silver/Black/Red/White/Blue)	30138061
30138032	Amtrak® Phase IV 404 (Silver/Blue/Red)	30138062
30138033	Amtrak® Phase IV 406 (Silver/Blue/Red)	30138063
30138034	MBTA 1014 (Silver/Black/Purple/Yellow)+	30138064
30138035	MBTA 1017 (Silver/Black/Purple/Yellow)+	30138065
30138036	Metro North 4191 (Silver/Black/Blue/Red)	30138066
30138037	Metro North 4194 (Silver/Black/Blue/Red)	30138067
30138038	NJ Transit 4116 (Black/Silver)	30138068
30138039	NJ Transit 4118 (Black/Silver)	30138069

The F40PH was designed for Amtrak as a commuter and medium-haul engine, to complement its long-haul fleet of SDP40F diesels. But when the SDP40Fs fell from grace due to poor reliability, a rough ride and derailment issues, the F40PH became the backbone of Amtrak’s locomotive fleet for decades.

Introduced in 1976, the F40PH was essentially a passenger version of the mid-1960s GP40 freight diesel. It shared the earlier engine’s turbocharged V-16 3000 hp (later uprated to 3200 hp) model 645 motor, and added an HEP (head-end power) generator for passenger lights, heat and air conditioning. An enclosed cowl afforded en-route, all-weather access to the F40PH’s engine room if necessary. In short order, commuter railroads across the United States and Canada followed Amtrak into EMD’s order books for this versatile, reliable engine.

Did You Know? The F40PHs were nicknamed “Screamers” because their engines run at a high rpm even at rest, in order to power the HEP generator that keeps the passenger cars comfortable.

Features:

- Intricately Detailed, Durable ABS Body
- Die-Cast Truck Sides, Pilots and Fuel Tank
- Metal Chassis
- Metal Handrails and Horn
- Moveable Roof Fans
- Metal Body Side Grilles
- Detachable Snow Plow
- (2) Handpainted Engineer Cab Figures
- Authentic Paint Scheme
- Metal Wheels, Axles and Gears
- O Scale Kadee-Compatible Coupler Mounting Pads
- Prototypical Rule 17 Lighting
- Directionally Controlled Constant Voltage LED Headlights
- Lighted LED Cab Interior Light
- Illuminated LED Number Boards
- Lighted LED Marker Lights
- Operating LED Ditch Lights
- (2) Precision Flywheel-Equipped Motors
- Operating ProtoSmoke Diesel Exhaust
- Onboard DCC/DCS Decoder
- Locomotive Speed Control In Scale MPH Increments
- Proto-Scale 3-2 3-Rail/2-Rail Conversion Capable
- 1:48 Scale Proportions
- (2) Remote-Controlled Proto-Couplers
- Proto-Sound 3.0 With The Digital Command System featuring Passenger Station Proto-Effects
- Unit Measures: 15 1/4 x 2 1/2 x 4 1/16
- Operates On 0-31 Curves (3-Rail)



ATLAS MASTER® O PS-4427 LOW SIDE HOPPER


NEW PAINT SCHEMES



ADM




CMA



GOLD KIST



Peavey Company



Tabor & Company



Indiana Farm Bureau CO-OP



Scoular



Valley Mills



ATLAS MASTER® O PS-4427 LOW SIDE HOPPER

3-RAIL MSRP: \$84.95 | 2-RAIL MSRP: \$89.95

3-RAIL UNDEC MSRP: \$79.95 | 2-RAIL UNDEC MSRP: \$84.95

3 RAIL ITEM #	ROAD NAME	2 RAIL ITEM #
3001370	Undecorated	3002370
<i>NEW PAINT SCHEMES!</i>		
3001371	ADM (Blue/White)	3002371
3001372	CMA (Brown/Black)	3002372
3001373	GOLD KIST (Yellow/Blue)	3002373
3001374	Peavey Company (Blue/Red)	3002374
3001375	Tabor & Company (Gray/White)	3002375
3001376	Indiana Farm Bureau CO-OP (Red/White/Blue)	3002376
3001377	Scoular (Gray/Black)	3002377
3001378	Valley Mills (Green/Gray)	3002378

Introduced by Pullman in the mid-1960s, the PS-4427 low side covered hopper became the backbone car for many of the large grain hauling railroads as well as the car of choice for many leasing companies. These cars are still in service today.

Features:

- True 1/4" scale dimensions
- Full brake line details
- Opening hatches with full working latch assembly
- Separately-applied wire grab irons
- See-through roofwalks
- Sprung die-cast 100-ton roller-bearing trucks with rotating bearing caps
- Accurate painting and lettering
- Minimum diameter curve: 0-45 (3-Rail)
- Minimum radius curve: 36" (2-Rail)



ATLAS PREMIER O 3-BAY CENTERFLOW HOPPER

**NEW
ATLAS
MODEL**



BNSF



Chicago & North Western



Grand Trunk Western



Missouri Pacific



Union Pacific



Vermont Railway



ATLAS PREMIER O 3-BAY CENTERFLOW HOPPER

3-RAIL MSRP: \$79.95 | 2-RAIL MSRP: \$84.95

3-RAIL4-PACK MSRP: \$319.80 | 2-RAIL 4-PACK MSRP: \$339.80

3 RAIL ITEM #	ROAD NAME	2 RAIL ITEM #
O 3-BAY CENTERFLOW HOPPER		
3009955	BNSF (Brown/White)	3002140
3009956	Chicago & North Western (Green/Yellow)	3002141
3009957	Grand Trunk Western (Blue/White)	3002142
3009958	Missouri Pacific (Gray/Black)	3002143
3009959	Union Pacific (Gray/Black)	3002144
3009960	Vermont Railway (Yellow/Black)	3002145
4-PACKS		
3009982	Union Pacific (Gray/Black)	3002146
3009983	BNSF (Brown/White)	3002147

Although covered hoppers had achieved widespread use by the 1950s, it wasn't until the following decade that they began to carry North America's grain harvest. Prior to the 1960s, U.S. and Canadian farmers sent their wheat and other grains to market in 40' box cars. The crop was packed in sacks or in cars with disposable grain doors that covered most of the door opening and turned the car into a rolling grain bin. Either way, loading and unloading was labor-intensive and time-consuming.

All that changed with American Car and Foundry's (ACF's) introduction of the Centerflow covered hopper in 1961, followed the next year by Pullman-Standard's competitive PS-2CD covered hopper. Prior to the Centerflow, the typical covered hopper was little more than a coal hopper with a roof. Dry products such as salt were loaded through roof hatches and unloaded by gravity through doors in the floor. Like most freight cars of their era, these cars had a center sill. This support beam ran down the middle of the car between the left and right sets of unloading doors, and that led to problems in emptying the car. Typically some of the load would cake or "bridge" on the center sill, and the car would have to be vibrated to loosen the mess and achieve full unloading. Of course the vibration tended to shorten the life of the car.

The Centerflow's key innovation was the elimination of the center sill by relocating the car's main support beams to the bottom edge of each side. This enabled the discharge hopper doors to be located along the centerline of the car, allowing for easier, more complete unloading and banishing the problem of caking on the center sill. In addition, the car sides were curved to allow for more complete filling of the car. Stub center sills at each end provided a place to mount the trucks. The Centerflow was the first larger-capacity covered hopper designed for grain and products of similar density.

By the 1980s, ACF's Centerflow, along with covered grain hoppers from other builders, had spelled the end of the 40' box car in grain service. In addition to grain, Centerflows found work hauling a variety of other light to medium-density dry commodities, including salt, clay, chemicals, phosphates and other minerals.

Features:

- Intricately Detailed Durable ABS Body
- Metal Wheels and Axles
- Die-Cast 4-Wheel Trucks
- Operating Die-Cast Metal Couplers
- Colorful, Attractive Paint Schemes
- Fast-Angle Wheel Sets
- Needle-Point Axles
- 1:48 Scale Dimensions
- Unit Measures: 13 7/8" x 2 11/16" x 3 7/8"
- Operates On O-31 Curves (3-Rail)

AVAILABLE MARCH 2023



ATLAS MASTER® O 36' WOOD REEFER

NEW
PAINT SCHEMES &
NEW ROAD
NUMBERS



Memphis Packing Corporation



St. Louis Refrigerator Car Co.



Swift (1949 Scheme)



Wilson Packing Certified Ham



Kahn's



Nuckoll's



ATLAS MASTER® O 36' WOOD REEFER

3-RAIL MSRP: \$89.95 | 2-RAIL MSRP: \$94.95

3 RAIL ITEM #	ROAD NAME	2 RAIL ITEM #
NEW PAINT SCHEMES!		
3003040	Memphis Packing Corporation (White/Red)	3004040
3003041	St. Louis Refrigerator Car Co. (White/Red)	3004041
3003042	Swift (1949 Scheme) (Yellow/Red/White)	3004042
3003043	Wilson Packing Certified Ham (Yellow/Brown/Red)	3004043
NEW ROAD NUMBERS!		
3003044	Kahn's (Yellow/Black/Brown)	3004044
3003045	Nuckoll's (Red/Yellow)	3004045

Based upon cars built by the General American Car Company for the Cudahy Packing Co. in 1925, the 36' wood reefer is representative of the thousands of cars that transported meat, dairy, beer and food products well into the 1960's.

Features:

- Accurate painting and lettering
- Highly detailed ABS body
- Separately-applied grab irons, ladders and stirrups
- Hatch styles and truss rods appropriate per road name
- Separately-applied door hardware
- Opening hatches and doors
- Die-cast chassis
- Detailed braking system
- 40-ton Bettendorf-style die-cast sprung trucks
- Die-cast articulated couplers (3-rail)
- Die-cast scale couplers with internally sprung knuckles (2-rail)
- 33" scale metal wheels (2-rail)
- Minimum diameter curve (3-rail): 0-31
- Minimum radius curve (2-rail): 24"



ATLAS MASTER® O 20' REFRIGERATED CONTAINER

NEW
ATLAS
MODEL



China Shipping



Cosco



K-Line



ONE



ATLAS MASTER® O 20' REFRIGERATED CONTAINER

MSRP: \$24.95 | ASSORTMENT MSRP: \$199.60

ITEM #	ROAD NAME
20' REFRIGERATED CONTAINERS	
3002231	CHINA SHIPPING (White/Green)
3002232	COSCO (White/Blue)
3002233	K-LINE (White/Red)
3002234	ONE (White/Pink)
20' REFRIGERATED CONTAINER ASSORTMENTS	
3002235	Assortment #1 (8-pack with different road numbers) China Shipping, Cosco, K-Line, ONE

Since the 1970s most international freight has been shipped by standardized 20- and 40-foot containers. Some of this huge flow of cargo between countries needs to be refrigerated for the transit. The second most common type of ISO* container in use is the refrigerated container. Today's refrigerated container design uses high tech composite (plastics and metals) construction and a "picture frame" type refrigeration unit. This Atlas model represents a standard 20-foot refrigerated container (ISO Type Code 22R1) found in many shipping and leasing fleets.

*ISO is the International Organization for Standardization.

Features:

- Composite materials sandwich-sides design
- Detailed picture window refrigeration unit with separate parts
- ISO Type 22R1



ATLAS MASTER® O 40' HIGH CUBE CONTAINER

NEW
ATLAS
MODEL



CMA CGM



Global



Hapag-Lloyd



ZIM (Z Factor)



HMM



Turkon



ONE



Seaboard Marine



ATLAS MASTER® O 40' HIGH CUBE CONTAINER

MSRP: \$26.95 | ASSORTMENT MSRP: \$215.60

3 RAIL ITEM #	ROAD NAME
40' HIGH-CUBE CONTAINERS	
3001141	CMA CGM (Blue/White)
3001142	Global (Brown/Green)
3001143	Hapag Lloyd (Orange/Blue)
3001144	ZIM (Z Factor) (Brown/White)
3001145	HMM (Brown/White)
3001146	Turkon (Red/White/Blue)
3001147	ONE (Pink/White)
3001148	Seaboard Marine (Blue/White)
40' HIGH-CUBE CONTAINER ASSORTMENTS	
3001183	Assortment #1 (8-pack with different road numbers) CMA CGA, Global, Hapag Lloyd, ZIM (Z Factor)
3001184	Assortment #2 (8-pack with different road numbers) HMM, Turkon, ONE, Seaboard Marine

A perfect fit for all Atlas O well cars. This Atlas O 40-foot high-cube container model represents the most common type of international shipping container in use today. Specifically, this model represents a (ISO Type Code 45G1) 40-foot high-cube container found in almost all of today's shipping and leasing fleets. Made from durable corrosion resistant Corten Steel and a strong corrugated design these containers can last up to 20 years in international service. The Type 45G1 became more prevalent in the 2000's and surpassed 40-foot standard height containers in popularity in the 2010's.

*ISO is the International Organization for Standardization.

Features:

- Compatible with all Atlas O well cars and existing 40' container models.
- Detailed door rods, landing pads and corner post
- ISO Type 45G1



ARRIVALS - WINTER/SPRING 2023

<https://shop.atlasrr.com/>



TRACK ARRIVALS - JANUARY-MARCH 2023

ITEM #	DESCRIPTION	MSRP
ALL SCALE ELECTRICAL COMPONENTS		
0056	Switch Control Box	\$8.25
0200	Snap Relay	\$20.95
0205	Connector	\$15.95
HO & N SCALE TRACK ACCESSORIES		
0400	Super Saw	\$7.25
UNIVERSAL SIGNAL BOARDS & ACCESSORIES		
70 000 051	Signal Attachment Cable, dual 4-pin harness DIY set	\$4.50
70 000 054	Signal Extension Cable, long (20')	\$14.50
70 000 060	SCB Universal Cable Connector	\$4.50
N GAUGE CODE 80 TRACK		
2500	Super-Flex® Track (29.5" long)	\$6.50
2509	Straight Snap-Track® Assortment	\$8.50
2510	9¾" Radius Snap-Track® (6 pcs) (12 pcs to Circle)	\$6.50
2513	5" Straight Snap-Track® - Bulk - 1 pc.	\$0.95
2514	9¾" Radius Snap-Track® - Bulk - 1 pc. (12 pcs to Circle)	\$0.95
2515	11" Radius Snap-Track® - Bulk - 1 pc. (16 pcs to Circle)	\$0.95
2516	19" Radius Snap-Track® - Bulk - 1 pc. (24 pcs to Circle)	\$0.95
2532	Rerailer (3 pcs)	\$5.25
2535	Rail Joiners - Nickel Silver (48 pcs/blister)	\$5.50
2715	Remote Switch Machine - Left	\$17.95
2718	Nickel Silver #8 Turnout Right Hand Manual	\$25.95
2751	Customline Standard Switch - Right	\$21.95
2756	Nickel Silver #8 Turnout Right Hand Customline	\$23.95
N GAUGE CODE 55 TRACK		
2002	6" Straight (6 pcs)	\$10.50
2007	1" Straight (6 pcs)	\$6.25
2054	#10 Turnout Left	\$28.95
2056	#2.5 Wye Turnout	\$26.95
2057	#3.5 Wye Turnout	\$26.95
2090	Metal Rail Joiner (24 pcs/blister)	\$6.25
N SCALE TRACKSIDE STRUCTURES & ACCESSORIES		
2826	Viaduct Kit	\$10.95
2840	Signal Tower	\$34.95
N SCALE FREIGHT CAR TRUCKS W/ ACCUMATE COUPLERS		
22071	100-Ton Roller-Bearing Trucks (1 pr.)	\$7.50
N SCALE SIGNALS		
70 000 102	N Signal, Type G, Single Head	\$25.95
HO GAUGE CODE 100 TRACK - BLACK TIES, NICKEL SILVER RAIL		
0055	Plastic (Insulating) Rail Joiners (24 pcs/blister)	\$3.50
0150	9" Straight Snap-Track® - Bulk - 1 pc.	\$2.25
0151	15" Radius Snap-Track® - Bulk - 1 pc. (12 pcs to Circle)	\$2.25
0152	18" Radius Snap-Track® - Bulk - 1 pc. (12 pcs to Circle)	\$2.25
0153	22" Radius Snap-Track® - Bulk - 1 pc. (16 pcs to Circle)	\$2.25
0168	Super-Flex® Track - 3' Section	\$8.25
0170	HO Universal 100/83 Rail Joiners N/S (48 pcs/blister)	\$5.50
0178	Super-Flex® Track 5-Pack	\$40.95
0391	Mark V #4 Turnout - Left	\$26.95
0392	Mark V #4 Turnout - Right	\$26.95
0393	Mark V #6 Turnout - Left	\$26.95
0394	Mark V #6 Turnout - Right	\$26.95



ARRIVALS - WINTER/SPRING 2023

<https://shop.atlasrr.com/>



TRACK ARRIVALS - JANUARY-MARCH 2023

ITEM #	DESCRIPTION	MSRP
0286	Mark IV #8 Turnout - Right	\$32.95
0287	HO Code 100 Customline® Curved Turnout - Left	\$32.95
0821	9" Straight Snap-Track® (6 pcs)	\$13.50
0822	6" Straight Snap-Track® (4 pcs)	\$7.50
0823	3" Straight Snap-Track® (4 pcs)	\$7.50
0831	15" Radius Snap-Track® (6 pcs) (12 pcs to Circle)	\$13.50
0836	22" Radius Snap-Track® (6 pcs) (16 pcs to Circle)	\$13.50
M0840	Straight Terminal Snap-Track® (1 pc.)	\$9.50
M0842	Terminal Joiners - Nickel Silver (1 pr./blister)	\$5.50
M0843	Bumpers (2 pcs)	\$6.50
M0844	Rerailer (3 pcs)	\$14.25
0850	Remote Snap-Switch - Left	\$32.95
0851	Remote Snap-Switch - Right	\$32.95
0860	Manual Snap-Switch - Left	\$23.95
0861	Manual Snap-Switch - Right	\$23.95
HO SCALE SWITCH MACHINES FOR CODE 100 TRACK		
0052	Remote Switch Machine - Left	\$16.95
0053	Remote Switch Machine - Right	\$16.95
0065	Under Table Switch Machine	\$15.50
HO GAUGE CODE 83 TRACK - BROWN TIES, NICKEL SILVER RAIL		
0500	Super-Flex® Track - 3' Section	\$8.75
0501	Super-Flex® Track - 3' Section - 5 pack	\$43.95
0505	#6 Turnout - Left	\$29.95
0510	9" Straight Snap-Track® - Bulk - 1 pc.	\$2.25
0511	15" Radius Snap-Track® - Bulk - 1 pc. (12 pcs to Circle)	\$2.25
0512	18" Radius Snap-Track® - Bulk - 1 pc. (12 pcs to Circle)	\$2.25
0513	22" Radius Snap-Track® - Bulk - 1 pc. (16 pcs to Circle)	\$2.25
0518	Bumpers (4 pcs)	\$7.50
0519	Rerailer (3 pcs)	\$12.95
0520	9" Straight Snap-Track® (6 pcs)	\$13.50
M0521	6" Straight Section Snap-Track® (4 pcs)	\$7.50
0524	Straight Track Snap-Track® Assortment	\$9.95
0530	15" Radius Snap-Track® (6 pcs) (12 pcs to Circle)	\$13.50
0532	18" Radius Snap-Track® (6 pcs) (12 pcs to Circle)	\$13.50
0535	22" Radius Snap-Track® (6 pcs) (16 pcs to Circle)	\$13.50
0536	24" Radius Snap-Track® (6 pcs) (16 pcs to Circle)	\$13.50
0541	Remote Snap-Switch - Right	\$34.95
0542	Manual Snap-Switch - Left	\$24.95
0545	Manual 22" Radius Snap-Switch - Right	\$25.95
0546	Remote 22" Radius Snap-Switch - Left	\$35.95
0547	Remote 22" Radius Snap-Switch - Right	\$35.95
0551	Transition Joiner (Connects Code 83 to Code 100) (12 pcs/blister)	\$5.95
0553	Terminal Joiners - Nickel Silver (1 pr./blister)	\$5.50
0554	Terminal Track	\$9.50
0560	Wye Turnout	\$28.95
0561	#4 Customline® Turnout - Left	\$28.95
0562	#4 Customline® Turnout - Right	\$28.95
0563	#6 Customline® Turnout - Left	\$28.95
0564	#6 Customline® Turnout - Right	\$28.95



ARRIVALS - WINTER/SPRING 2023

<https://shop.atlasrr.com/>



TRACK ARRIVALS - JANUARY-MARCH 2023

ITEM #	DESCRIPTION	MSRP
0565	#8 Customline® Mark IV Turnout - Left	\$29.95
0596	HO Code 83 Customline® Curved Turnout - Right	\$32.95
0599	Code 83 Concrete End Ties	\$5.50
HO SCALE SWITCH MACHINES FOR CODE 83 AND TRUE-TRACK		
0584	Remote Switch Machine - Left	\$17.75
0585	Remote Switch Machine - Right	\$17.75
0586	Manual Switch Machine - Left	\$7.25
HO GAUGE CODE 83 TRUE-TRACK WITH PLASTIC ROADBED		
0410	9" Straight Track - Bulk - 1 pc.	\$3.25
0450	9" Straight Track (4 pcs)	\$13.95
HO SCALE BRIDGES, TURNTABLES & ACCESSORIES		
0883	Warren Truss Bridge Kit - Code 100	\$13.95
HO CODE 100 DECORATED PLATE GIRDER BRIDGES		
M0891	New York Central*	\$22.95
0899	Union Pacific	\$22.95
70 000 003	Pennsylvania	\$22.95
70 000 004	Western Maryland*	\$22.95
70 000 005	Amtrak	\$22.95
70 000 011	Santa Fe	\$22.95
70 000 030	CSX	\$22.95
70 000 032	Frisco	\$22.95
70 000 033	Missouri Pacific	\$22.95
70 000 034	Penn Central	\$22.95
70 000 035	Providence & Worcester	\$22.95
70 000 036	Susquehanna	\$22.95
70 000 037	Canadian National	\$22.95
HO SCALE TRACKSIDE STRUCTURE KITS		
0713	Kim's Classic American Home Kit	\$41.95
HO SCALE FREIGHT CAR TRUCKS		
180000	70-Ton Roller Bearing	\$10.50
185000	55-Ton Friction Bearing	\$10.50
190000	Barber-Bettendorf Roller-Bearing Caboose Trucks	\$10.50
192000	70-Ton Friction-Bearing National C-1 Trucks	\$10.50
HO SCALE SIGNALS		
70 000 142	HO Starter Set (incl. 1- 70 000 076, 1- 70 000 046, 1- 70 000 050)	\$62.95
70 000 095	HO Signal, Hooded Modern, Single Head, RH	\$37.95
70 000 096	HO Signal, Hooded Modern, Double Head, LH	\$48.95
70 000 097	HO Signal, Hooded Modern, Double Head, RH	\$48.95
70 000 146	HO Signal, Hooded Modern, Bi-Directional	\$46.95
O GAUGE CODE 215 3-RAIL TRACK - BROWN TIES, NICKEL SILVER RAIL		
6050	10" Straight	\$9.95
6051	4½" Straight	\$8.75
6058	40" Custom Rigid Straight	\$34.95
6011	O-81 Full Curve (16 pcs to circle)	\$16.50
6043	O-27 Full Curve (8 pcs to circle)	\$11.25
6060	O-54 Full Curve (16 pcs to circle)	\$8.95
6062	O-72 Full Curve (16 pcs to circle)	\$14.25
6068	O-36 ¼ Curve (4 pcs/card)	\$21.95



ARRIVALS - WINTER/SPRING 2023

<https://shop.atlasrr.com/>



TRACK ARRIVALS - JANUARY-MARCH 2023

ITEM #	DESCRIPTION	MSRP
CUSTOM SUPREME SWITCHES (REMOTE SWITCHES COME WITH SWITCH MOTOR, CONTROLLER AND ALL WIRING NEEDED FOR INSTALLATION)		
6024	#5 Turnout - Left	\$172.95
6025	#5 Turnout - Right	\$172.95
6086	0-45 Switch - Right	\$139.95
3-RAIL TRUCKS & COUPLERS		
66033	Andrews Trucks	\$31.50
66036	70-Ton Modified Friction Bearing Trucks	\$31.50
O GAUGE CODE 148 2-RAIL TRACK - BROWN TIES, NICKEL SILVER RAIL		
7050	10" Straight	\$8.75
7056	40" Flex Track with Simulated Wood Ties	\$26.25
7062	36° Radius Full Curve (16 pcs To Circle)	\$11.25
2-RAIL TRUCKS & COUPLERS		
7067	Andrews Trucks	\$31.50
HILLSIDE STRUCTURE KITS		
66910	"Margie's Macchiatos" Coffee Shop Kit - NEW	\$72.50
66911	"Steve's Music Store" Shop Building Kit - NEW	\$72.50
66912	"Wilson's Gas & Go" Service Station Kit - NEW	\$72.50
6900	Signal Tower Kit	\$54.95
6916	Steel Water Tower Kit	\$48.95
PREMIER LAYOUT ACCESSORIES		
66915	Single Traffic Signal (2 pcs plus controller)	\$47.95
66916	Double Traffic Signal (2 pcs plus controller)	\$65.95
66917-1	Single Track Pedestrian Crosswalk - Red	\$69.95
66917-2	Single Track Pedestrian Crosswalk - Green	\$69.95
66917-3	Single Track Pedestrian Crosswalk - Silver	\$69.95
66918-1	Double Track Pedestrian Crosswalk - Red	\$80.95
66918-2	Double Track Pedestrian Crosswalk - Green	\$80.95
66918-3	Double Track Pedestrian Crosswalk - Silver	\$80.95
Z SCALE TRACK		
2810	Super-Flex® Track (24" long) with Code 55 Rail	\$7.75
2811	Z Scale #6 Turnout - Left	\$25.25
2812	Z Scale #6 Turnout - Right	\$25.25



IN STOCK

AVAILABLE NOW

<https://shop.atlasrr.com/>

TRAINKIDS


ORIGINAL TRAINSETS & ACCESSORIES

ITEM #	DESCRIPTION	MSRP / UNIT
15000000	Trainkids Amtrak® Acela® Passenger Train Set	\$109.95
15000001	Trainkids Figure 8 Expansion Set	\$24.95
15000002	Trainkids Powered Loco/First Class Car & Remote Add-On	\$59.95
15000003	Trainkids Business Class Car Add On	\$17.95
15000005	Trainkids 9" Straight (6 pieces)	\$12.95
15000006	Trainkids 18" Radius Curve (6 pieces)	\$12.95
15000007	Trainkids Left and Right Switch Set (2 pieces)	\$19.95
15000008	Trainkids Left Switch (1 piece)	\$11.95
15000009	Trainkids Right Switch (1 piece)	\$11.95
15000010	Trainkids Magic Rerailer (2 pieces)	\$7.95

TOTAL PIECES ORDERED



#15 000 000 Trainkids Passenger Train Set



#15 000 100 Trainkids Glow in the Dark Passenger Train Set

GLOW IN THE DARK TRAINSETS & ACCESSORIES

ITEM #	DESCRIPTION	MSRP / UNIT
15000100	Trainkids Glow in the Dark Passenger Train Set	\$109.95
15000101	Trainkids Glow in the Dark Figure 8 Expansion Set	\$24.95
15000102	Trainkids Glow in the Dark Loco/Car & Remote Add-On	\$59.95
15000103	Trainkids Glow in the Dark Passenger Car Add On	\$17.95
15000105	Trainkids Glow in the Dark 9" Straight (6 pieces)	\$12.95
15000106	Trainkids Glow in the Dark 18" Radius Curve (6 pieces)	\$12.95
15000107	Trainkids Glow in the Dark Left and Right Switch Set (2 pieces)	\$19.95
15000108	Trainkids Glow in the Dark Left Switch (1 piece)	\$11.95
15000109	Trainkids Glow in the Dark Right Switch (1 piece)	\$11.95
15000110	Trainkids Glow in the Dark Magic Rerailer (2 pieces)	\$7.95

TOTAL PIECES ORDERED