



Central Oregon & Pacific



Vermont Railway



Rail America No #



Grand Trunk Western



Santa Fe



Wheeling & Lake Erie

NEW PAINT SCHEMES!



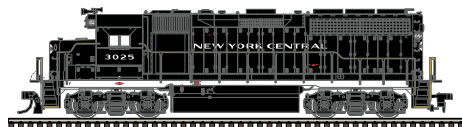
Seaboard Coast Line*



Burlington Route



Western Maryland*



New York Central*

4th QUARTER 2016 ARRIVAL

**N
SCALE**

N MASTER GP-38/40 LOCOMOTIVE

www.atlasrr.com/NLoco/ngp3840a.htm

To Order Online: <http://shop.atlasrr.com/c-723-n69.aspx> & <http://shop.atlasrr.com/c-750-n831.aspx>

Atlas' high quality N Scale locomotive is modeled after Electro Motive Division's 2000 horsepower GP-38 diesel introduced in the late 1960s and built through the early 1970s and is still in service today throughout North America. The GP-38 is usually identified by its two radiator fans located on top of the long hood and two small exhaust stacks.

The GP-40 was produced the Electro Motive Division in the late 1960s and early 1970s, the GP-40 was a 3000 horsepower locomotive best characterized by the three full size radiator fans on the rear of the roof.

FEATURES:

- NCE Decoder (DCC models only)
- Walkway safety tread
- Scale Speed™ motor
- Factory-equipped with AccuMate® knuckle couplers
- Dynamic brakes (as appropriate by railroad)
- Directional lighting
- Blackened metal wheels
- Golden-white LEDs

NCE DECODER FEATURES:

- Silent Running™ motor drive
- Both short and long addresses can be programmed on main line (Ops mode)
- Torque Compensation for ultra smooth low speed performance
- Programmable start, mid and maximum speed CVs that work in all speed modes
- Four function outputs with lighting effects generators that allow you to select from 15 different lighting behaviors (ditch lights, Mars light, strobes, beacon, etc)

*CSX Licensed Product (Models shown from previous runs)

Road Name/Road Numbers	Analog Item #	Digital Item #
GP-38 LOW NOSE		
Undecorated w/o DB	40 002 737	40 002 750
Undecorated w/ DB	40 002 738	40 002 751
NEW PAINT SCHEMES		
Central Oregon & Pacific 3822, 3824	40 002 739-40 002 740	40 002 752-40 002 753
Vermont Railway 206, 207	40 002 741-40 002 742	40 002 754-40 002 755
Rail America No #	40 002 743	40 002 756
Grand Trunk Western 6207, 6213, 6218	40 002 744-40 002 746	40 002 757-40 002 759
Santa Fe 2302, 2310, 2339	40 002 747-40 002 749	40 002 760-40 002 762
GP-40 LOW NOSE		
Undecorated w/ DB	40 002 764	40 002 781
NEW PAINT SCHEMES		
Wheeling & Lake Erie 301, 304, 305	40 002 765-40 002 767	40 002 782-40 002 784
Seaboard Coast Line* 1539, 1545, 1554	40 002 768-40 002 770	40 002 785-40 002 787
Burlington Route 171, 178, 180	40 002 771-40 002 773	40 002 788-40 002 790
Western Maryland* 3795, 3796, 3798	40 002 774-40 002 776	40 002 791-40 002 793
New York Central* 3014, 3025, 3042	40 002 777-40 002 779	40 002 794-40 002 796
MSRP:	\$124.95	\$159.95



Pennsylvania



Southern Pacific (black/orange)



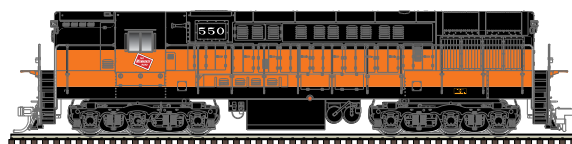
Southern Pacific (gray/scarlet)



Virginian




Chicago & North Western^



Milwaukee Road*



New Haven++



Southern



4th QUARTER 2016 ARRIVAL

N MASTER TRAIN MASTER LOCOMOTIVE

www.atlasrr.com/NLoco/ntrainmaster4.htm
 To Order Online: <http://shop.atlasrr.com/c-748-n82.aspx>

The N scale locomotive is based on one of the most popular locomotives ever-Fairbanks Morse's 2400 horsepower, single engine, six-axle Train Master. It has the same reliable, high performance mechanism and incredible details as all Atlas N scale locomotives.

NEW PAINT SCHEMES & ROAD NUMBERS!


FEATURES:

- Golden-white LED's
- Directional lighting
- Painted safety rails
- Etched metal grilles
- Blackened metal wheels
- Scale Speed motor
- Ends with large number boards and a single headlight
- Factory-installed AccuMate[®] magnetic knuckle couplers

[^] Prototype is the smaller H16-66 "Baby Train Master" model
⁺⁺ Alternate History paint scheme: F-M produced artwork for the New Haven Train Master, but the locomotives were never ordered. A pair of Train Master demonstrators did operate on the New Haven. (HO models shown)

Road Name/Road Numbers	Analog Item #	Digital Item #
Undecorated	40 002 797	40 002 822
NEW ROAD NUMBERS		
Pennsylvania 8699, 8700, 8707	40 002 798-40 002 800	40 002 823-40 002 825
Southern Pacific (black/orange) 4800, 4801, 4810	40 002 801-40 002 803	40 002 826-40 002 828
Southern Pacific (gray/scarlet) 3020, 3027, 3034	40 002 804-40 002 806	40 002 829-40 002 831
Virginian 60, 64, 67	40 002 807-40 002 809	40 002 832-40 002 834
NEW PAINT SCHEMES		
Chicago & North Western [^] 1674, 1682, 1692	40 002 810-40 002 812	40 002 835-40 002 837
Milwaukee Road* 402, 406, 550	40 002 813-40 002 815	40 002 838-40 002 840
New Haven ⁺⁺ 2401, 2402, 2405	40 002 816-40 002 818	40 002 841-40 002 843
Southern 6300, 6301, 6303	40 002 819-40 002 821	40 002 844-40 002 846

MSRP: **\$124.95** **\$159.95**



Erie Lackawanna++



Conrail



Chesapeake & Ohio*



Milwaukee Road



Union Pacific



M-K-T

4th QUARTER 2016 ARRIVAL



N MASTER U23B LOCOMOTIVE

www.atlasrr.com/NLoco/nu23b5.htm

To Order Online: <http://shop.atlasrr.com/c-626-n118.aspx>

Powered by a V12 FDL prime mover, the 2250 h.p. U23B was GE's intermediate-sized four-axle road-switcher of the late 1960s through the mid 1970s. The U23B's direct competitor during this period was the very successful EMD GP38. In 10 years of production, from 1968 through 1977, a total of 481 units were produced, making this the second best seller of GE's "Universal Series" locomotives. The first units were delivered to the Delaware & Hudson in August and September 1968. CSX predecessors Chesapeake & Ohio and Louisville & Nashville had a combined fleet of 120 units, giving CSX one of the larger active fleets in later years. Penn Central, Santa Fe and Missouri Pacific also purchased sizeable fleets of U23Bs.

FEATURES:

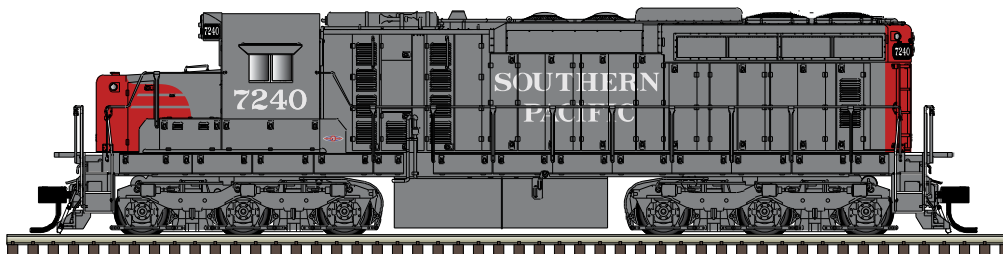
- Operational low nose headlight (used where appropriate)
- Both DCC ready and DCC equipped versions
- NCE Decoder (DCC models only)
- Separate coupler cut lever
- Directional lighting
- Golden white LEDs
- Painted safety rails
- Blackened metal wheels
- Cab with 4 or 2 side windows (as appropriate per road name)
- Dual flywheel equipped 5-pole skewed armature motor with a low friction mechanism
- Factory-installed AccuMate[®] magnetic knuckle couplers!



Road Name/Road Numbers	Analog Item #	Digital Item #
Undecorated w/o Low Nose HL, AAR-B Trucks	40 002 980	40 012 003
Undecorated w/o Low Nose HL, FB-2 Trucks	40 002 981	40 012 004
Undecorated w/ Low Nose HL, FB-2 Trucks	40 002 982	40 012 005
NEW ROAD NUMBERS		
Conrail 2748, 2759, 2774	40 002 983-40 002 985	40 012 006-40 012 008
Chesapeake & Ohio* 2300, 2303, 2322	40 002 986-40 002 988	40 012 009-40 012 011
Milwaukee Road 5001, 5004	40 002 989-40 002 990	40 012 012-40 012 013
Union Pacific 548, 557, 560	40 002 991-40 002 993	40 012 014-40 012 016
BACK BY POPULAR DEMAND (RERELEASE)		
M-K-T 350, 351, 352	40 002 994-40 002 996	40 012 017-40 012 019
NEW PAINT SCHEMES		
Erie Lackawanna++ 2301, 2314, 2320	40 002 997-40 002 999	40 012 020-40 012 022
MSRP:	\$124.95	\$159.95

++ Alternate history paint scheme

*CSX Licensed Product (Models shown from previous runs)



Southern Pacific++




Santa Fe (Billboard Lettering)



Union Pacific



Burlington Northern



Southern



Santa Fe (w/1-piece windshield)



Springfield Terminal



4th QUARTER 2016 ARRIVAL

N MASTER SD24/26 LOCOMOTIVE

www.atlasrr.com/NLoco/nsd24b.htm

To Order Online: <http://shop.atlasrr.com/c-767-n99.aspx> & <http://shop.atlasrr.com/c-616-n109.aspx>

With over 220 units produced by EMD between July 1958 and March 1963, the SD-24 locomotive generated a total of 2,400 hp with its turbocharged 567D-3 prime mover and C-C wheel arrangement.

The majority of SD-24s produced were purchased by four roads. Atlas' N scale model features details unique to each road name.


NEW PAINT SCHEMES & ROAD NUMBERS!

FEATURES:

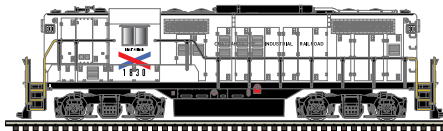
- Golden-white LEDs
- Separately-applied roof detail
- Directional lighting
- Painted safety rails
- Blackened metal wheels
- Scale Speed™ motor
- Factory-installed AccuMate® magnetic knuckle couplers

++ Alternate history paint scheme
(Models shown from previous runs)


Road Name/Road Numbers	Analog Item #	Digital Item #
N SD-24 LOCOMOTIVE		
Undecorated SD-24 (Burlington Style)	40 002 847	_____
Undecorated SD-24 (Santa Fe Style)	40 002 848	_____
Undecorated SD-24 (Southern Style)	40 002 849	_____
Undecorated SD-24 (Union Pacific Style)	40 002 850	_____
NEW PAINT SCHEME		
Southern Pacific++ 7240, 7241, 7242	40 002 851-40 002 853	40 002 874-40 002 876
NEW ROAD NUMBERS		
Santa Fe (Billboard Lettering) 919, 923, 934	40 002 854-40 002 856	40 002 877-40 002 879
Union Pacific 400, 405, 422	40 002 857-40 002 859	40 002 880-40 002 882
Burlington Northern 6240, 6243, 6249	40 002 860-40 002 862	40 002 883-40 002 885
Southern 6300, 6305, 6344	40 002 863-40 002 865	40 002 886-40 002 888
N SD-26 LOCOMOTIVE		
Undecorated SD-26 (w/ 2-piece windshield)	40 002 866	_____
Undecorated SD-26 (w/ 1-piece windshield)	40 002 867	_____
NEW ROAD NUMBERS		
Santa Fe (w/1-piece windshield) 4608, 4613, 4652	40 002 868-40 002 870	40 002 889-40 002 891
Springfield Terminal 631, 640, 644	40 002 871-40 002 873	40 002 892-40 002 894
MSRP:	\$124.95	\$159.95



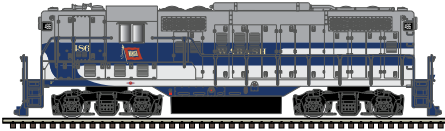
Central of Georgia*



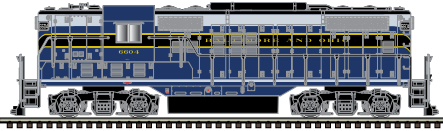
Chattahoochee Industrial Railroad



Southern



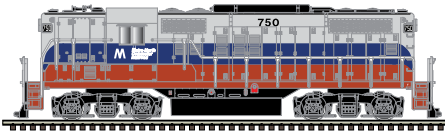
Wabash



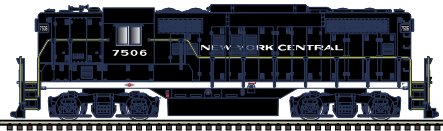
Baltimore & Ohio*



Great Northern



Metro North



New York Central*



Northern Pacific

NEW PAINT SCHEMES!

N SCALE

4th QUARTER 2016 ARRIVAL

N MASTER GP-7/9TT LOCOMOTIVE

www.atlasrr.com/NLoco/ngp7d.htm

To Order Online: <http://shop.atlasrr.com/c-734-n72.aspx>

Introduced in 1949, the Electro-Motive 1500hp GP-7 combined the machinery of the F7 with a hood-type carbody that offered high visibility and easy engine access. The GP-7 was used in pulling every conceivable type of train and was sometimes substituted for part of a set of cab units. The Atlas N Scale GP-9 "torpedo boat" model (aka "torpedo tube") is a 1750hp locomotive that was originally equipped for passenger service. The large portioned underbelly fuel and water tank required the distinctive torpedo shaped air reservoirs to be mounted on top of the long hood.

Road Name/Road Numbers	Silver Item #	Gold Item #
GP-7TT LOCOMOTIVE		
Undecorated	40 002 937	40 002 946
NEW PAINT SCHEMES		
Central of Georgia* 120, 122	40 002 938-40 002 939	40 002 947-40 002 948
Chattahoochee Industrial Railroad 1830	40 002 940	40 002 949
Southern 8218, 8220	40 002 941-40 002 942	40 002 950-40 002 951
Wabash 454, 456, 457	40 002 943-40 002 945	40 002 952-40 002 954
GP-9TT LOCOMOTIVE		
Undecorated	40 001 800	40 002 967
NEW PAINT SCHEMES		
Baltimore & Ohio* 6600, 6604, 6607	40 002 955-40 002 957	40 002 968-40 002 970
Great Northern 679, 680	40 002 958-40 002 959	40 002 971-40 002 972
Metro North 790	40 002 960	40 002 973
New York Central* 7506, 7510, 7514	40 002 961-40 002 963	40 002 974-40 002 976
Northern Pacific 305, 308, 315	40 002 964-40 002 966	40 002 977-40 002 979
MSRP:	\$119.95	\$154.95


FEATURES:

- NCE Decoder (DCC models only)
- Blackened metal wheels
- Directional lighting
- AccuMate[®] couplers
- Powered low friction drive
- Dual brass flywheels
- Golden-white LEDs

NCE DECODER FEATURES:

- Silent Running™ motor drive
- Both short and long addresses can be programmed on main line (Ops mode)
- Torque Compensation for ultra smooth low speed performance
- Programmable start, mid and maximum speed CVs that work in all speed modes
- Four function outputs with lighting effects generators that allow you to select from 15 different lighting behaviors (ditch lights, Mars light, strobes, beacon, etc)

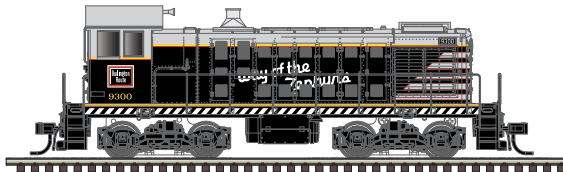
*CSX Licensed Product



Baltimore & Ohio*




Staten Island



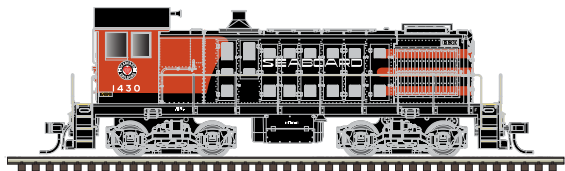
Burlington



Delaware & Hudson (HO model shown)



Penn Central



Seaboard Air Line*



Soo Line



Southern Pacific



4th QUARTER 2016 ARRIVAL

N MASTER S2 LOCOMOTIVE

www.atlasrr.com/NLoco/ns2b.htm

To Order Online: <http://shop.atlasrr.com/c-1223-n160.aspx>

Built by the American Locomotive Company (Alco) the low-hood S-2 was introduced in 1940 to replace Alco's earlier high-hood switchers. The 1000 horsepower S-2 was a turbocharged version of the S-1. There were 1,502 S-2s sold to North American Railroads. The versatility of the S-2s was evidenced by their service on mainline, shortline and industrial railroads.

Road Name/Road Numbers	Silver Item #	Gold Item #
Undecorated	40 000 693	40 000 712
NEW PAINT SCHEMES		
Baltimore & Ohio* 9044, 9058, 9075	40 002 895-40 002 897	40 002 916-40 002 918
Staten Island 9031	40 002 898	40 002 919
Burlington 9300, 9302, 9307	40 002 899-40 002 901	40 002 920-40 002 922
Delaware & Hudson 3015, 3021, 3023	40 002 902-40 002 904	40 002 923-40 002 925
Penn Central 9779, 9809, 9841	40 002 905-40 002 907	40 002 926-40 002 928
Seaboard Air Line* 1403, 1427, 1430	40 002 908-40 002 910	40 002 929-40 002 931
Soo Line 2103, 2106	40 002 911-40 002 912	40 002 932-40 002 933
Southern Pacific 1305, 1339, 1356	40 002 913-40 002 915	40 002 934-40 002 936

MSRP: **\$119.95** **\$239.95**

*CSX Licensed Product



Equipped with ESU Sound!

FEATURES:

- Fine scale handrails
- Scaled from actual prototype measurements
- Option for horizontal or vertical radiator shutters
- Separately-applied coupler cut levers, air hoses, piping, etc.
- Directional LED lighting (includes cab rear headlight)
- Die-cast hood & chassis for improved pulling performance
- Digital-ready chassis
- Dual-flywheels for maximum performance at all speeds
- Factory-equipped with AccuMate® knuckle couplers
- Exceptional painting and printing

DCC OPERATION FEATURES:

- Supports all DCC-programming modes
- Flexible mapping of function keys F0 to F28.
- A total of 4 DCC function outputs are available
- Follows all NMRA DCC standards and recommended practices.

SOUND FUNCTIONALITY FEATURES (GOLD LOCOMOTIVES ONLY):

- Over 20 sound effects are available, including engine start-up and shutdown, prime mover sounds through all eight notches, bell, air horn, air compressor, dynamic brakes and more.
- There are 16 user-selectable horns, 2 user-selectable bells, and 2 user-selectable synchronized brake squeals.
- Manual and Automatic Notching modes with the ability to change modes "on the fly" are provided for true realism.



Atlanta & St. Andrews Bay



Atlantic and Western



Burlington Northern



Railbox



Cadiz Railroad



Escanaba & Lake Superior



Lake Erie, Franklin & Clarion



Port Huron & Detroit

3rd QUARTER 2016 ARRIVAL



N MASTER FMC 5077 SINGLE DOOR BOX CAR

www.atlasrr.com/NFreight/n5077boxcar.htm

To Order Online: <http://shop.atlasrr.com/c-1357-n155.aspx>

This is FMC's entry into the Plate B IPD (Incentive Per Diem) box car era. The design was intended to be the "most universal", interchangeable on most common railroad clearances. The cars were available with and without end-of-car cushioning, and were offered in several door configurations.

Over 4,300 cars were produced from 1975-1979 by FMC's Portland, Oregon plant. The cars were delivered in numerous colorful shortline paint schemes, as well as the nationwide car pool fleet of Railbox. Many secondhand cars were later seen in Class 1 railroads and large leasing company fleets under additional shortline reporting marks.

This new Atlas N scale model includes early and late body styles with single doors.


FEATURES:

- Single sliding door
- Multiple body styles
- Wire grabs
- Etched parts
- Plate B Box Car
- X-Panel Roof

(HO photos shown)



Road Name/Road Numbers	Item #
NEW MODEL	
Undecorated - Early	50 002 403
Undecorated - Late	50 002 404
Atlanta & St. Andrews Bay 7004, 7040, 7077	50 002 405-50 002 407
Atlantic and Western 35014, 35035, 35043	50 002 408-50 002 410
Burlington Northern 249918, 249966, 249999	50 002 411-50 002 413
Railbox 17756, 18020, 18180	50 002 414-50 002 416
Cadiz Railroad 1001, 1050, 1055	50 002 417-50 002 419
Escanaba & Lake Superior 9000, 9015, 9019	50 002 420-50 002 422
Lake Erie, Franklin & Clarion 1010, 1012, 1022	50 002 423-50 002 425
Port Huron & Detroit 1000, 1016, 1066	50 002 426-50 002 428
Undecorated MSRP:	\$18.95
MSRP:	\$23.95



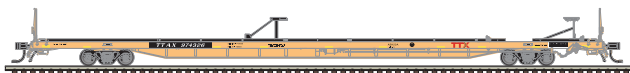
Alaska⁺⁺



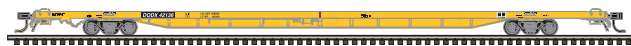
Santa Fe



Rio Grande⁺⁺




TTX (Pennsy Heritage)



Department of Defense



Union Pacific MW



Florida East Coast



3rd QUARTER 2016 ARRIVAL

N MASTER 89' FLAT CAR

www.atlasrr.com/NFreight/n89flatcar3.html

To Order Online: <http://shop.atlasrr.com/c-662-n152.aspx>

The ACF® 89' 4" flat car was introduced in the late 60s as a result of a continuing need for more intermodal platform capacity. The Atlas model is based on the 1973 version that was originally designed to carry two trailers or combinations with containers. The cars have been used by Trailer Train and various railroads in intermodal service since that time. Many of these were modified in the late 80s to accept longer trailers. Most of those remaining in TTX service, today, have been modified with three hitches to accommodate up to three shorter package trailers.



FEATURES:

- Based on ACF® plans
- Two different styles of hitch
- Container pedestals
- Correct model year jack pads
- Recommended 13" radius minimum
- AccuMate® couplers

++ Alternate history paint scheme

Road Name/Road Numbers	Item #
Undecorated - Mid/End Hitches	50 002 554
Undecorated - Containers	50 002 555
Undecorated - Triple Hitches	50 002 556
NEW PAINT SCHEMES	
Alaska ⁺⁺ 19501, 19506, 19514	50 002 557-50 002 559
Santa Fe 296346, 296427, 296440	50 002 560-50 002 562
Rio Grande ⁺⁺ 105004, 105014, 105024	50 002 563-50 002 565
TTX (Pennsy Heritage) 974326, 974377, 974526	50 002 566-50 002 568
Department of Defense 42002, 42087, 42113	50 002 569-50 002 571
Union Pacific MW 1648, 1860, 1870	50 002 572-50 002 574
Florida East Coast 2490, 2513, 2569	50 002 575-50 002 577

Undecorated MSRP: \$22.95
MSRP: \$27.95



Seaboard System*



Louisville & Nashville*



Missouri-Kansas-Texas



Western Maryland*



Norfolk Southern



Rock Island



Conrail "PCA"

3rd QUARTER 2016 ARRIVAL



N MASTER 50' PRECISION DESIGN BOX CAR

www.atlasrr.com/NFreight/npreboxcar8.htm

To Order Online: <http://shop.atlasrr.com/c-761-n94.aspx>

Built by ACF® in the late 1960s and early 1970s, this ready-to-run model comes in both smooth side and rib side versions as per the prototype.

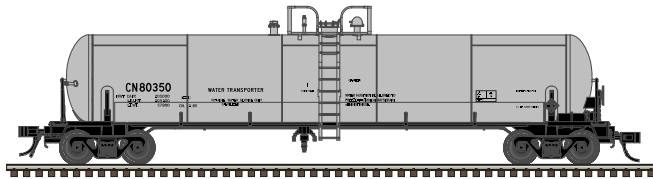
NEW PAINT SCHEMES & ROAD NUMBERS!

FEATURES:

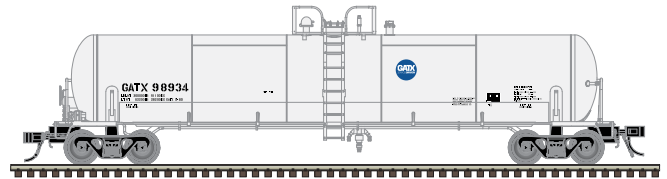
- A prototypically detailed body with realistic ladders, brake wheel and see-through end crossover walkway
- Detailed die-cast metal underframe
- Separate brake system
- Air reservoir
- AccuMate® couplers.
- 70-ton roller-bearing trucks
- Accurate painting and printing

*CSX Licensed Product

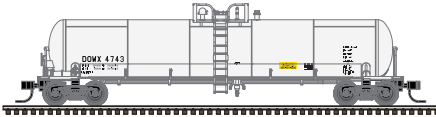
Road Name/Road Numbers	Item #
SMOOTH SIDE BOX CARS	
Undecorated	50 002 537
NEW PAINT SCHEME	
Seaboard System* 126802, 126806	50 002 535-50 002 536
NEW ROAD NUMBERS	
Louisville & Nashville* 102720, 102931	50 002 538-50 002 539
Missouri-Kansas-Texas 2022, 2066	50 002 540-50 002 541
Western Maryland* 35190, 35204	50 002 542-50 002 543
RIB SIDE BOX CARS	
Undecorated	50 001 284
NEW PAINT SCHEME	
Conrail "PCA" 166264, 166671	50 002 544-50 002 545
NEW ROAD NUMBERS	
Norfolk Southern 2104, 2130	50 002 546-50 002 547
Rock Island 36109, 36114	50 002 548-50 002 549
Undecorated MSRP:	\$19.95
MSRP:	\$25.95



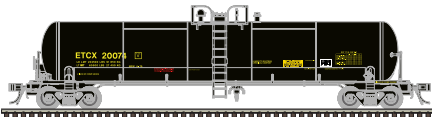
Canadian National



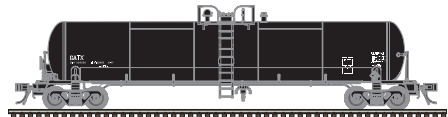
GATX "Service Driven"



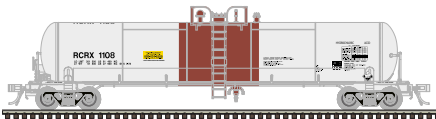
Dow Chemical (DOWX)



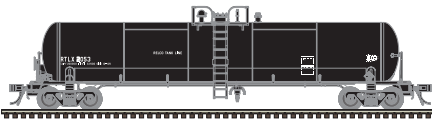
Eastman Chemical



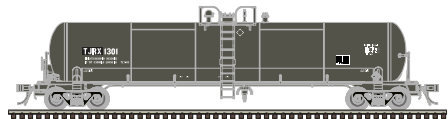
GATX WX Repaint



Reagent Chemical



Relco Tank Line



S.M. Brooks

N SCALE

3rd QUARTER 2016 ARRIVAL

N MASTER 20,700 GALLON TANK CAR

www.atlasrr.com/NFreight/n20ktanker3.htm

To Order Online: <http://shop.atlasrr.com/c-653-n142.aspx>

The Atlas model of the 20,700 gallon tank car was introduced in the mid-Sixties by General American Transportation Corporation, more commonly known simply as GATX. The design is a general-purpose, non-insulated, non-pressure tank car. The Atlas model recreates two major saddle variations (Type 10 and Type 20) and two top platform variations (one- and two-piece). The more common products carried in this tank car were tallow, animal fat, fuel oil, diesel fuel, vegetable oil, soybean oil, fertilizers, lubricating oil, waste oil, and glycol.

FEATURES:

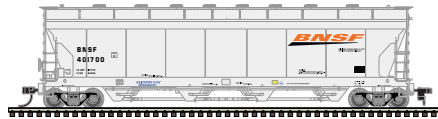
- Detailed five section non-insulated body
- Two saddle variations (Type 10 or 20)
- Detailed top platform with two options (one- or two-piece)
- With A-end pipe stubs (where applicable)
- See-through end walks
- Detailed brake gear and pipes
- Bottom outlet
- Safety vent
- Manway
- Control housing
- Stuffing box
- Safety rails
- Correct lettering to prototype cars

**NEW PAINT
SCHEMES &
ROAD NUMBERS!**


Road Name/Road Numbers	Item #
Undecorated – Type 10 Saddles	50 002 432
Undecorated – Type 20 Saddles	50 002 433
NEW PAINT SCHEME	
Canadian National 80351, 80366, 80371	50 002 434-50 002 436
NEW ROAD NUMBERS	
GATX "Service Driven" 98914, 98918, 98929	50 002 437-50 002 439
Dow Chemical (DOWX) 4740, 4747, 4754	50 002 440-50 002 442
NEW PAINT SCHEME	
Eastman Chemical 20051, 20074, 20150	50 002 443-50 002 445
NEW ROAD NUMBERS	
GATX WX Repaint 27492, 27496, 24797	50 002 446-50 002 448
NEW PAINT SCHEME	
Reagent Chemical 1108, 1112, 1124	50 002 449-50 002 451
NEW ROAD NUMBERS	
Relco Tank Line 2024, 2048, 2050	50 002 452-50 002 454
NEW PAINT SCHEME	
S.M. Brooks 1301, 1303, 1311	50 002 455-50 002 457
Undecorated MSRP:	\$24.95
MSRP:	\$31.95




ADM (Leaf Logo)




BNSF++




CASCO




Elk Point Transportation




Green Mountain Railroad




Kansas City Southern++



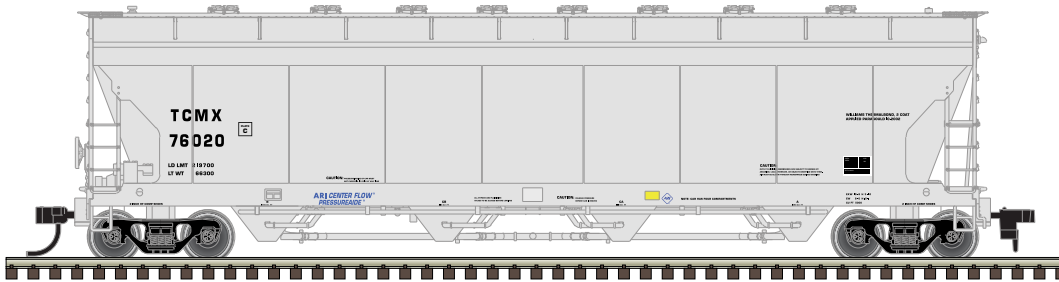
Norfolk Southern



North Dakota Mill



First Union (SCYX)



CIT Group (TCMX)

3rd QUARTER 2016 ARRIVAL



N MASTER PRESSUREAIDE COVERED HOPPER

www.atlasrr.com/NFreight/npressure4.htm
 To Order Online: <http://shop.atlasrr.com/c-715-n61.aspx>

The ACF® Centerflow Pressureaide was designed by American Car and Foundry (ACF®) to haul a variety of dry bulk goods, in an enclosed, safe manner. The Pressureaide hopper looks similar to any other 4-bay covered hopper, but it's intricate piping allows for quicker unloading. Some of the smaller, dry bulk commodities it is used for is: Corn Starch, Flour, Talc, and Kaolin Clay, just to name a few. Atlas goes the distance to recreate this unique model with its durable body, separate grab irons, etched-metal walkways, razor sharp printing, and of course, the methodical piping system. Take advantage of the Atlas Master Centerflow Pressureaide and don't let your bakeries get baffled again.

FEATURES:

- Etched metal roof walks
- Detailed brake gear with scale piping
- Blackened metal wheels
- Accurate painting and printing
- 100-ton roller-bearing trucks and body mounted AccuMate® couplers with screw-attached coupler pockets



++ Alternate History paint scheme

CASCO and NS paint schemes accurate for cars of similar type from other manufacturers.

Road Name/Road Numbers	Item #
Undecorated	50 002 691
NEW PAINT SCHEMES	
ADM (Leaf Logo) 50058, 50059, 50065	50 002 692-50 002 694
BNSF++ 401700, 401711, 401735	50 002 695-50 002 697
CASCO 50288, 50298, 50302	50 002 698-50 002 700
Elk Point Transportation 87065, 87066, 87072	50 002 701-50 002 703
Green Mountain Railroad 51421, 51422, 51423	50 002 704-50 002 706
Kansas City Southern++ 5000, 5010, 5012	50 002 707-50 002 709
Norfolk Southern 292065, 292089, 291121	50 002 710-50 002 712
North Dakota Mill 15014, 15038, 15054	50 002 713-50 002 715
First Union (SCYX) 893660, 893669, 893724	50 002 716-50 002 718
CIT Group (TCMX) 76020, 76025, 76033	50 002 719-50 002 721

Undecorated MSRP: \$24.95
MSRP: \$29.95



Santa Fe




Burlington Route



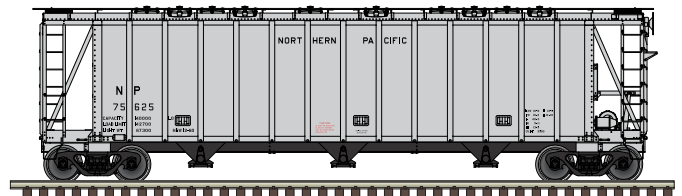
Chicago Great Western



Dow



Louisville & Nashville*



Northern Pacific



3rd QUARTER 2016 ARRIVAL

N MASTER 3500CF DRY-FLO COVERED HOPPER

www.atlasrr.com/NFreight/n3500dryflo.htm
 To Order Online: <http://shop.atlasrr.com/c-1371-n156.aspx>

The 3500 Cubic Foot Dry-Flo Covered Hopper was a commodity hauling backbone for over 40 years. In 1959, General American started producing Dry-Flo covered hoppers in response to customer demands for larger hoppers capable of handling bulk commodities. Covered hopper innovations during the 1950s proved valuable to shippers; they wanted covered hoppers that could handle larger quantities of specialized commodities such as oats and malt. These models were designed to match the prototype - down to the last detail! Engineered from prototype blue prints, the N Scale Dry-Flo will feature an accurate attention to both body and paint detail as you've come to expect from Atlas!

NEW PAINT SCHEMES!

FEATURES:

- Ready-to-run
- Injection-molded plastic
- Fine-scale detail
- Separate brake detail
- Chemically etched brake platform
- Accurately painted/printed
- Prototypical ride height
- 70-ton ASF ride control trucks
- 33" metal wheels
- Body mounted scale coupler

*CSX Licensed Product


Road Name/Road Numbers	Item #
Undecorated	50 002 897
NEW PAINT SCHEMES	
Chicago, Burlington & Quincy 85200, 85230, 85266	50 002 898-50 002 900
Chicago Great Western 772, 776, 780	50 002 901-50 002 903
DOW 50077, 50087, 50090	50 002 904-50 002 906
Louisville & Nashville* 50485, 50490, 50493	50 002 907-50 002 909
Northern Pacific 75625, 75628, 75629	50 002 910-50 002 912
Santa Fe 300651, 300683, 300699	50 002 913-50 002 915
Undecorated MSRP:	\$24.95
MSRP:	\$32.95



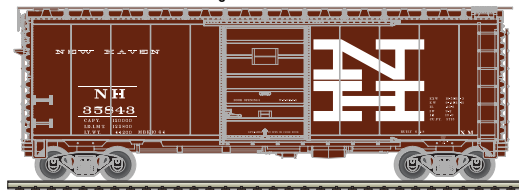
Akron, Canton & Youngstown



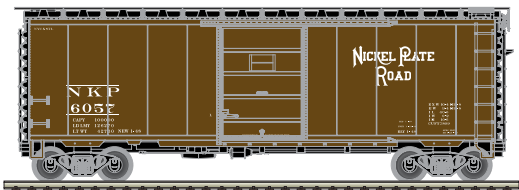
Bangor & Aroostook



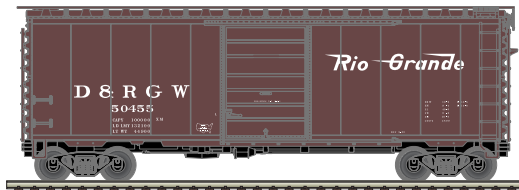
Maine Central



New Haven



Nickel Plate Road †



Rio Grande



Western Pacific

3rd QUARTER 2016 ARRIVAL



N MASTER 40' PS-1 BOX CAR with 7' DOOR

www.atlasrr.com/NFreight/n40ps1boxcar7.htm

To Order Online: <http://shop.atlasrr.com/c-683-n300.aspx>

The 40' Boxcar is widely known as one of the most popular freight cars used by railroads as they transitioned from steam to diesel. In particular the Pullman Standard or PS-1 design was one of the most popular and was widely used by North American railroads. These boxcars were built beginning in 1947 and share the same basic design, with certain elements such as door size, door style or roof type varying among the different railroads and production years. When production of these cars ceased in 1963, over 100,000 had been produced.

This run of N 40' PS-1 Boxcars features 7' doors.

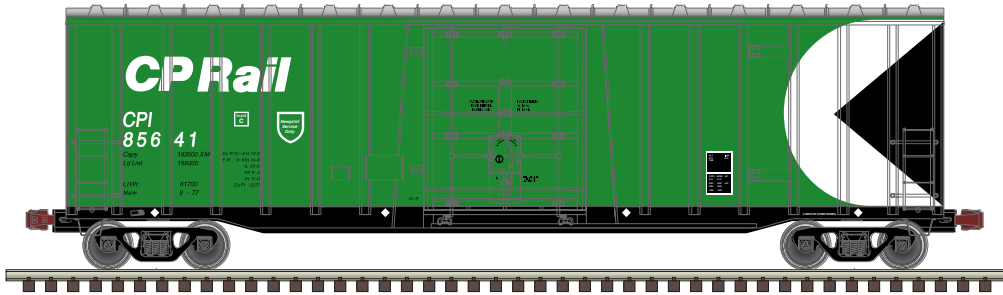


FEATURES:

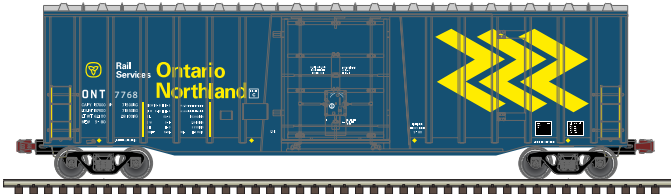
- Body mounted accumate couplers
- Barber s-2a 50-ton trucks with metal wheels
- Separately applied ladders
- Etched metal roof walk
- 10' Or 12' stiffener roof per prototype
- Ajax and miner brake wheels

† Prototype was a 12-panel body not produced by Atlas.

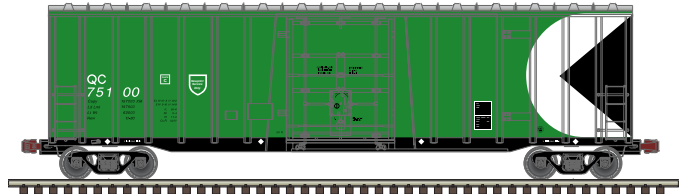
Road Name/Road Numbers	Item #
Undecorated - 7' Door / 12 Stiffener Roof	50 000 947
Undecorated - 7' Door / 10 Stiffener Roof	50 001 151
NEW PAINT SCHEMES	
Akron, Canton & Youngstown 3307, 3374	50 002 649-50 002 650
Bangor & Aroostook 9172, 9179	50 002 651-50 002 652
Maine Central 8119, 8211	50 002 653-50 002 654
New Haven 35332, 35843	50 002 655-50 002 656
Nickel Plate Road † 6057, 6290	50 002 657-50 002 658
Rio Grande 50455, 50490	50 002 659-50 002 660
Western Pacific 20807, 20826	50 002 661-50 002 662
Undecorated MSRP:	\$22.95
MSRP:	\$28.95



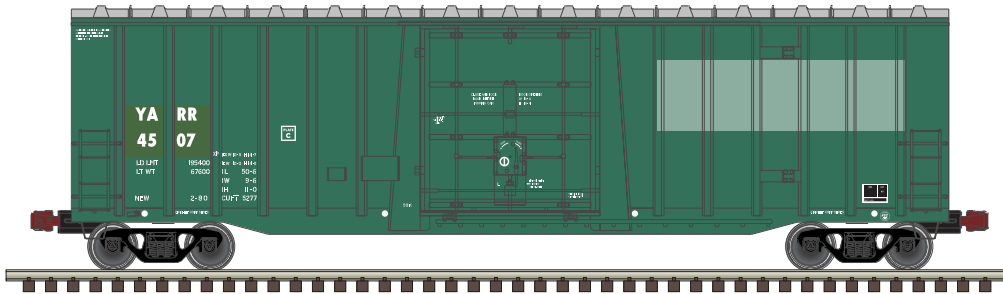
Canadian Pacific



Ontario Northland



Quebec Central



YARR



3rd QUARTER 2016 ARRIVAL

N MASTER NSC 50' PLUG DOOR BOX CAR

www.atlasrr.com/NFreight/nsc50pdbc1.htm
 To Order Online: <http://shop.atlasrr.com/c-1345-n202.aspx>


From 1975 to 1980 National Steel Car built over one-thousand 50'6" single-plug door box cars. Most of the 100-ton cars went to Canadian railroads primarily for paper service. Two hundred 70-ton cars went into food service for the Grand Trunk Western. The models have a number of variations corresponding to the prototype.

FEATURES:

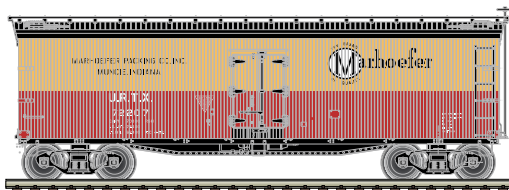
- Bodies: 5111 or 5277 cubic foot styles
- Ends: Nine or ten corrugations
- Doors: 9ft or 10ft plug doors
- Side Sills: Deep or shallow sills
- Trucks: 70- or 100-ton

Road Name/Road Numbers	Item #
Undecorated - NSC 5111 cf with 9' Door, 9 Rib ends	50 002 783
NEW PAINT SCHEMES	
Canadian Pacific 85641, 85655, 85664, 85688	50 002 784-50 002 787
Ontario Northland 7700, 7708, 7755, 7768	50 002 788-50 002 791
Quebec Central 75100, 75123, 75154, 75196	50 002 792-50 002 795
YARR 4507, 4530, 4536, 4544	50 002 796-50 002 799
Undecorated MSRP:	\$19.95
MSRP:	\$23.95






Grand Trunk Western



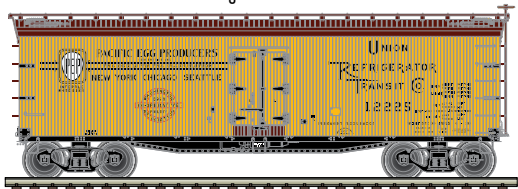
Marhoefer Packing



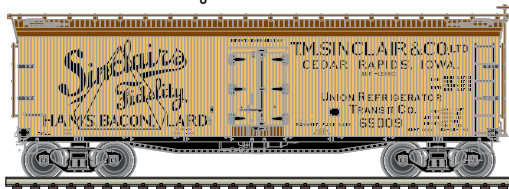
Morrell Refrigerator Line - Bacon



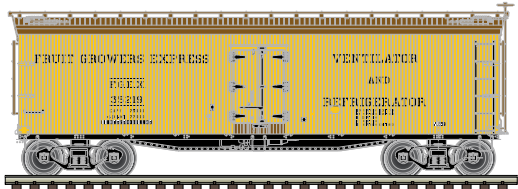
Morrell Refrigerator Line - Canned Meats




Pacific Cooperative



Sinclair's



Fruit Growers Express*



Pacific Fruit Express

3rd QUARTER 2016 ARRIVAL

N MASTER 40' WOOD REEFER

www.atlasrr.com/nfreight/nreefer14.htm

To Order Online: <http://shop.atlasrr.com/c-753-n85.aspx>



This highly detailed model is based on the 40' wood refrigerator cars built by Pullman for the Northern Refrigerator Car Co. in 1930. With its rooftop ice hatches, USRA-style fish belly underframe and vertical brake shaft, it is representative of the thousands of similar cars that were built during the "Billboard" era of American railroads.

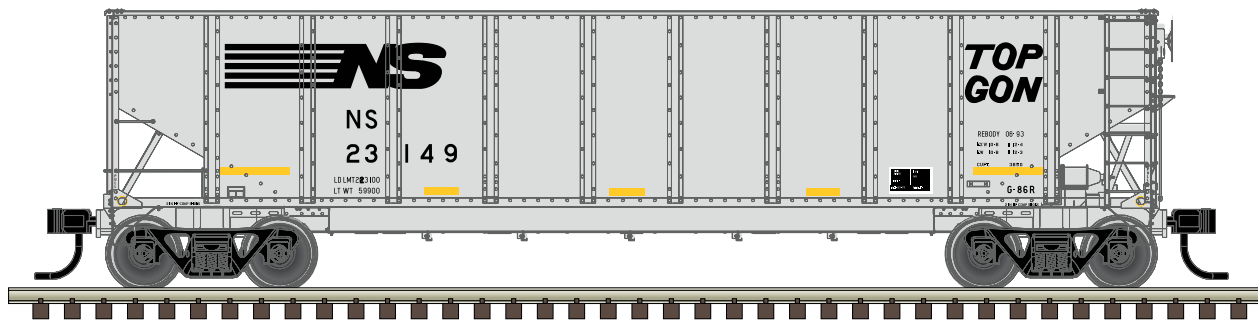
FEATURES:

- Accurate painting and printing including door hinges, ladders, grab irons and end straps
- Opening roof hatches
- Realistic handle and latch detail
- Wood grain finish detail on carbody
- Ready-to-run
- 40-ton friction bearing trucks with AccuMate® couplers

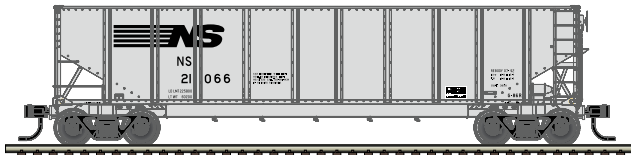
*CSX Licensed Product

NEW PAINT SCHEMES & ROAD NUMBERS!

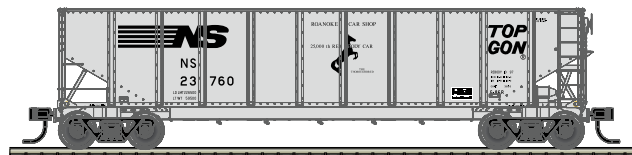
Road Name/Road Numbers	Item #
Undecorated	50 002 228
NEW PAINT SCHEMES	
Grand Trunk Western 206920, 206924	50 002 675-50 002 676
Marhoefer Packing 72207, 72216	50 002 677-50 002 678
Morrell Refrigerator Line - Bacon 71052	50 002 679
Morrell Refrigerator Line - Canned Meats 25084	50 002 680
Pacific Cooperative 12239, 12242	50 002 681-50 002 682
Sinclair's 65005, 65008	50 002 683-50 002 684
NEW ROAD NUMBERS	
Fruit Growers Express* 35202, 35240, 35288	50 002 685-50 002 687
Pacific Fruit Express 34440, 34505, 35190	50 002 688-50 002 690
Undecorated MSRP:	\$22.95
MSRP:	\$28.95



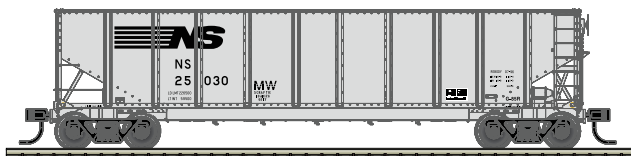
Conspicuity Stripes



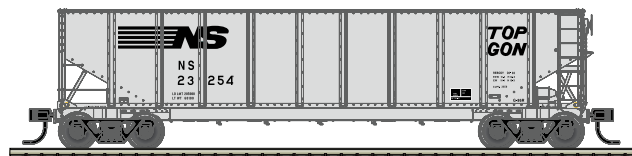
Test Roller Bearings



25000th Rebody Car



MW Scrap Tie Loading



263k GRL 1993 scheme



3rd QUARTER 2016 ARRIVAL

N MASTER NORFOLK SOUTHERN TOP GON

www.atlasrr.com/NFreight/ntopgon.htm

To Order Online: <http://shop.atlasrr.com/c-1400-n157.aspx>

In late 1991, Norfolk Southern debuted the first two prototypes of its TOP GON® re-body program. Looking for a way to expand the capacity and the longevity of its coal car fleet, this program took in old hoppers, stripped them to the frame, and built an entirely new gondola body on top of that frame. With production starting in July of 1992, spanning multiple classes with multiple variations, NS' Roanoke East End Shops churned out over 18,000 of these cars, ending production in 1998. With almost 3,265 of class G-85R, G-86R and G-88R's in service, this model represents one of NS' most recognizable freight cars.



FEATURES:

- Ready-to-run
- Injection-molded plastic
- Fine-scale detail
- Separately applied wire grab irons
- Separately applied wire cut levers
- Etched-metal brake wheel platforms
- Installed internal bracing
- Accurately painted/printed
- 100-Ton trucks w/metal wheels
- Multiple numbers & paint variations
- Accurate couplers

Road Name/Road Numbers	Item #
NORFOLK SOUTHERN G-86R TOPGON - NEW PAINT SCHEMES	
Conspicuity Stripes 23212, 23214, 23228	50 002 931-50 002 933
Test Roller Bearings 21041, 21050, 21066	50 002 934-50 002 936
25000th Rebody Car 23760	50 002 937
MW Scrap Tie Loading 25030, 25040, 25078	50 002 938-50 002 940
263k GRL 1993 Scheme 23309, 23312, 23317	50 002 943-50 002 945
3-PACKS	
Conspicuity Stripes - 23197, 23199, 23210	50 002 930
263k GRL 1993 Scheme - 23300, 23303, 23306	50 002 942
6-PACKS	
Conspicuity Stripes -	50 002 929
23127, 23149, 23158, 23162, 23187, 23194	
263k GRL 1993 Scheme -	50 002 941
23136, 23141, 23144, 23147, 23153, 23157	
MSRP:	\$25.95
3-Pack MSRP:	\$77.85
6-Pack MSRP:	\$155.70



Gold Container



K-Line



Maersk Line II (MRKU)



Maersk Sealand



Hanjin

4th QUARTER 2016 ARRIVAL



N MASTER 40' CONTAINER 3 PACKS

www.atlasrr.com/NFreight/n40shcontainer1.htm

To Order Online: <http://shop.atlasrr.com/c-1346-n209.aspx>

The development of shipping containers reached a turning point in the late 1970s when standardization began to take place. Prior to this time numerous designs and sizes of containers were seen throughout the world. The true intermodal era began in the 1980s with the expanding world economy, Panama Canal ship size restrictions, intermodal railway car (wagon) designs and the setting of ISO standards for international shipping containers.


Today's commonly seen steel all-corrugated ISO containers still have some variations, primarily the doors. The new Atlas model will be a standard-height 40-footer which will exhibit a range of door styles, roofs, and front walls to more closely match the variations in the prototype containers seen throughout the world.

FEATURES:

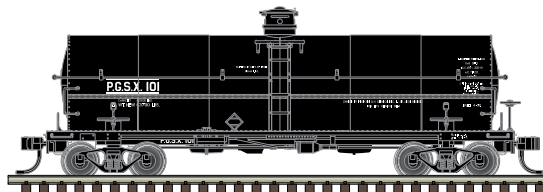
- Separately applied door rods and handles
- Optional separate vents
- Prototypically accurate "beveled" all corrugated sides
- Each set comes as a 3-pack



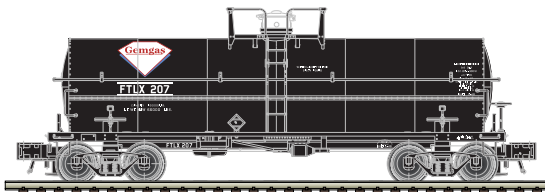
Road Name/Road Numbers	Item #
Undecorated 1-(1-1) OUT Doors	50 002 257
Undecorated 1-1 LTR Doors	50 002 258
NEW PAINT SCHEMES	
Gold Container - Set #1 (Brown/Gold/White)	50 002 947
Gold Container - Set #2 (Brown/Gold/White)	50 002 948
K-Line - Set #1 (Red/White)	50 002 949
K-Line - Set #2 (Red/White)	50 002 950
Maersk Line II (MRKU) - Set #1 (Grey/Blue/White)	50 002 951
Maersk Line II (MRKU) - Set #2 (Grey/Blue/White)	50 002 952
Maersk Sealand - Set #1 (Grey/Blue/White)	50 002 953
Maersk Sealand - Set #2 (Grey/Blue/White)	50 002 954
Hanjin - Set #1 (Blue/White)	50 002 955
Hanjin - Set #2 (Blue/White)	50 002 956
Undecorated MSRP:	\$24.95
MSRP:	\$29.95



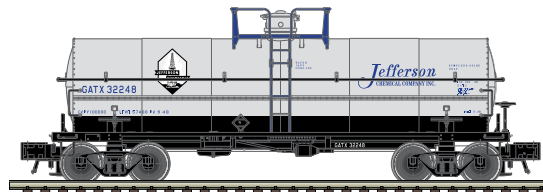
Gas-Oil Products



Propane Gas Service (PGSX)



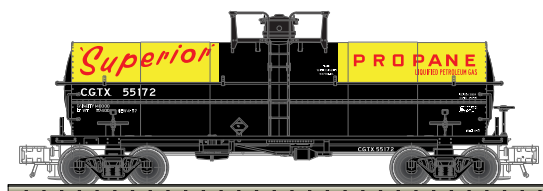
Gem Automatic Gas Co.



Jefferson Chemical+



Pyrofax Gas



Superior Propane+



Union Tank Car (UTLX)



4th QUARTER 2016 ARRIVAL

N MASTER 11,000 GALLON TANK CAR

www.atlasrr.com/NFreight/n11000tank7.htm
 To Order Online: <http://shop.atlasrr.com/c-755-n87.aspx>

Propane or Liquefied Petroleum Gas (LPG) is both a naturally occurring product and a by-product of the refining process. During the 1940s, the petroleum industry began marketing LPG as a cleaner and more efficient fuel than the existing coal and oil. Transporting LPG requires specially designed high-pressure tank cars. During the early 40s the only ACF® tank car that qualified was the 10,500 gallon high-pressure tank car. After the war, ACF® set out to design a whole new car for the emerging industry. As a result the 11,000 gallon tank car was introduced by ACF® in 1947. Many thousands were built up through the mid-1950s.

The Atlas model faithfully reproduces this late steam/early diesel era tank car in two versions (with and without platform rails). The cars with top platform rails were used where there was no elevated loading/unloading facility. The cars without the top platform rails were often specified for customers that had access to elevated loading and unloading facilities.

FEATURES:

- Finely molded handrails
- Tank fittings and safety placards
- Accurate painting and lettering
- Platform where appropriate
- 50-ton friction-bearing trucks with AccuMate® couplers



+ Paint scheme is accurate for 11,000 gallon tank cars built by a manufacturer other than ACF®

Road Name/Road Numbers	Item #
Undecorated without platform	50 001 566
Undecorated with platform	50 001 572
NEW PAINT SCHEMES	
Gas-Oil Products 201, 202	50 002 634-50 002 635
Propane Gas Service (PGSX) 101, 103	50 002 636-50 002 637
NEW ROAD NUMBERS	
Union Tank Car (UTLX) 96264, 96270	50 002 638-50 002 639
NEW PAINT SCHEMES	
Gem Automatic Gas Co. 202, 207	50 002 640-50 002 641
Jefferson Chemical+ 32248, 32255	50 002 642-50 002 643
Pyrofax Gas 2511, 2514	50 002 644-50 002 645
Superior Propane+ 55172, 55177	50 002 646-50 002 647
Undecorated MSRP:	\$23.95
MSRP:	\$29.95

ATLAS TRACK PLANNING BOOKS

MODEL RAILROADING MADE EASY!

With detailed diagrams, step-by-step instructions, and myriad layout options, Atlas books guide you through every phase of layout building. Each book is aimed at specific skill levels and includes the fundamentals of foundations, track laying, wiring, scenery, as well as a convenient "Products Required" list with each layout. Atlas' popular and interesting layouts can be viewed at www.atlasrr.com or www.atlaso.com!




Item #6

#6 INTRODUCTION TO N SCALE MODEL RAILROADING - \$7.95

N scale fun starts here! This complete, easy to read book is ideal for beginners. It's all here – glossary, tools, benchwork, track laying, wiring, tips and more for nine basic layouts. (N1-N9)

#7 NINE N SCALE RAILROADS - \$8.95

Designed for intermediate modelers, this book details the techniques of benchwork, track laying, wiring and scenery for constructing nine engaging layouts that differ from those in book #6 in their size, detail and sophistication. (N10-N18)



Item #7

#9 ATLAS BEGINNER'S GUIDE TO HO MODEL RAILROADING - \$7.95

Here's your ticket to HO fun! Clear diagrams, comprehensive instructions, tips and a chapter on "Finishing Touches" put you on the right track to a successful layout. Blueprints for 12 basic layouts allow for future expansion with either Code 83 or Code 100 track. (HO1-HO12)

#11 HO LAYOUTS FOR EVERY SPACE - \$8.95

Packed with guidelines, shortcuts, tips and 11 layout options for either Code 83 or Code 100 track. More than 75 detailed diagrams make this edition a must for every HO modeler! A chapter on designing your own track plan is also included. (HO13-HO23)

#12 THE COMPLETE ATLAS WIRING BOOK - \$8.95

The Atlas Electrical Wiring System for all scales is made easy. Over 100 updated diagrams are complemented by a complete glossary, step-by-step instructions and advanced techniques.

#13 SEVEN STEP-BY-STEP HO RAILROADS - \$8.95

Whether beginner, intermediate, or advanced, every HO model railroader will find their ideal layout among the explicitly detailed and fully tested plans offered. Eliminate common pitfalls and learn from the many tips included to create your dream layout with Code 83 or Code 100 track. (HO24-HO30)

#14 HO KING-SIZE LAYOUT BOOK - \$13.95

For the intermediate and advanced modelers, this book contains six large layouts in an easy-to-follow scale format. Four plans fold out to become 11" x 17". Plans can be built with Code 83 or Code 100 track. (HO31-HO36)

#15 BLUEPRINTS FOR TEN HO TRUE-TRACK® LAYOUTS - \$4.95


Fast and easy layouts using popular Atlas Code 83 True-Track® roadbed track. Wiring, tips, accessories and "finishing touches" are all included in this Level 1 book. (TT1-TT10)

#6008 ATLAS O 36 3-RAIL LAYOUT BOOK - \$9.95

This book is a must-have for those who have discovered the superiority of the Atlas 21st Century Track® System. Everything you need for successful layout planning and building is here!

#0140 ATLAS O, LLC 40' WOOD REEFER COLLECTOR'S GUIDE - \$6.00


This collector's guide is filled with history, fun facts and over 100 color photos of 40' Wood Refrigerator Cars making this unique booklet a must for your O scale library.



Item #9




Item #11



Item #13



Item #15



Item #14



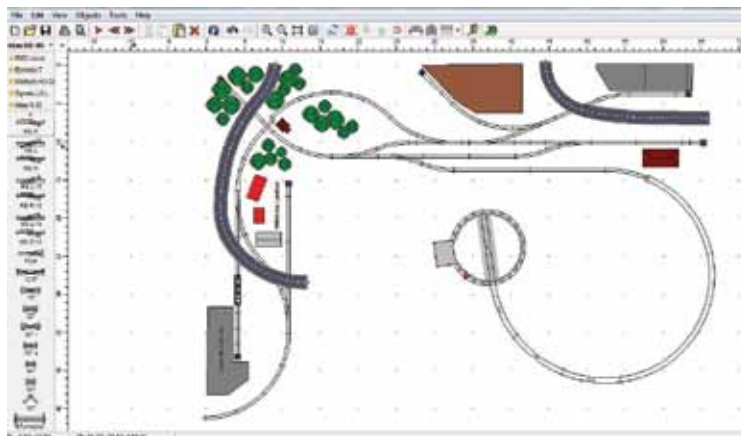
Item #6008

ATLAS TRACK PLANNING SOFTWARE

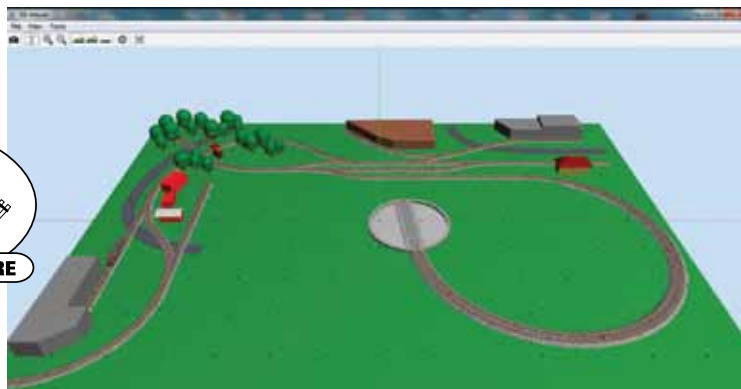
Atlas is proud to offer free Atlas Track Planning Software, available at <http://www.atlasrr.com/software.htm> This software allows you to create and customize your very own layout, view it as a 3D model and then generate a shopping list to make your dream layout a reality.

Features:

- Select pieces from Atlas' 9 track lines and build your dream layout with ease
- Model flex-track routes in an easy, intuitive and realistic way
- Arrange your layout on multiple levels with different heights and grades
- Easily draw figures to create train stations, houses, industries, roads and infrastructure
- Use the 3D tool to bring your layout to life
- Measure distances and track section lengths
- Export, Print or Share your layout with your friends
- View and print a list of the Atlas track pieces you need to begin building your layout
- Layout libraries will be available with future library updates



Atlas Track Planning Software interface



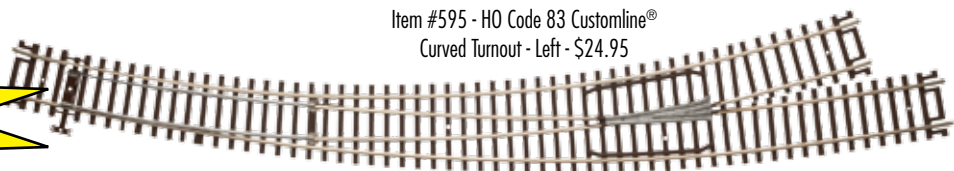
Atlas Track Planning Software 3-D viewer

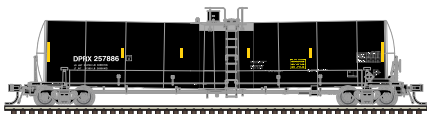
INTRODUCING THE NEW HO CUSTOMLINE® CURVED TURNOUTS



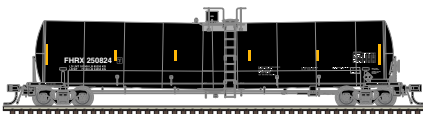
Item #596 - HO Code 83 Customline®
Curved Turnout - Right - \$24.95

Item #595 - HO Code 83 Customline®
Curved Turnout - Left - \$24.95

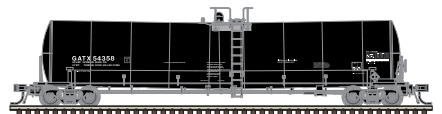





DPRX



Flint Hills Resources




GATX-ADM



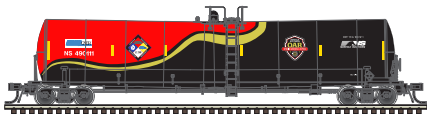
TCBX (AIG Rail Services)



TILX (Asphalt)



XTRX (First Union Rail)



NS First Responders



ADM "Molecule"



AGP "Refined Oil"



Cargill "Vegetable Oils"



GATX "BASF"

4th QUARTER 2016 ARRIVAL



N MASTER TRINITY 25,500 GALLON TANK CAR

www.atlasrr.com/NFreight/n25500tankcar4.htm

To Order Online: <http://shop.atlasrr.com/c-656-n147.aspx>

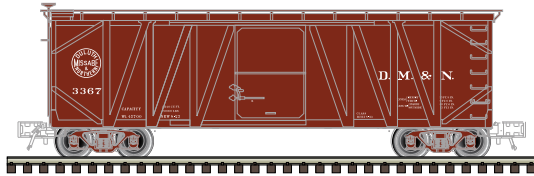
Atlas' model of the Trinity 25,500 gallon, insulated, general-purpose design. This was introduced in 1986 and production continues today. There are at least 13,000 presently in service. Typical commodities include vegetable oil, tallow, styrene, benzene, asphalt, biodiesel, acrylates, and numerous other chemicals.

FEATURES:

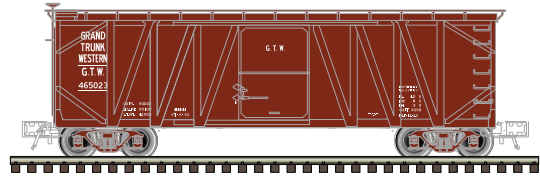
- Accurate painting and printing
- Numerous detail fittings and components specific to prototype
- Highly detailed body with prototypical jacket seams
- See-through walkway and top platform grating



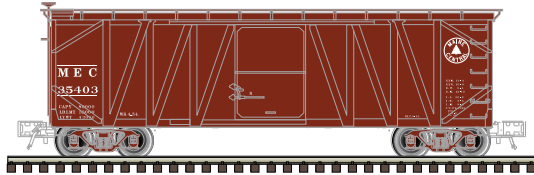
Road Name/Road Numbers	Item #
Undecorated #2 (1990 Cargill)	50 000 230
Undecorated #6 (1992 ADM)	50 000 234
Undecorated #7	50 000 235
Undecorated #9	50 000 237
NEW PAINT SCHEMES	
DPRX 257837, 257886, 257904	50 002 722-50 002 724
Flint Hills Resources 250800, 250814, 250824	50 002 725-50 002 727
GATX-ADM 54350, 54355, 54358	50 002 728-50 002 730
TCBX (AIG Rail Services) 254904, 254910, 254934	50 002 731-50 002 733
TILX (Asphalt) 254701, 254712, 254732	50 002 734-50 002 736
XTRX (First Union Rail) 156100, 156115, 156123	50 002 737-50 002 739
NS First Responders 490111, 362785	50 002 967-50 002 968
NEW ROAD NUMBERS	
ADM "Molecule" 25675, 25677, 25681	50 002 740-50 002 742
AGP "Refined Oil" 251168, 251172, 251180	50 002 743-50 002 745
Cargill "Vegetable Oils" 7260, 7270, 7281	50 002 746-50 002 748
GATX "BASF" 18328, 18333, 18334	50 002 749-50 002 751
Undecorated MSRP:	\$24.95
MSRP:	\$32.95



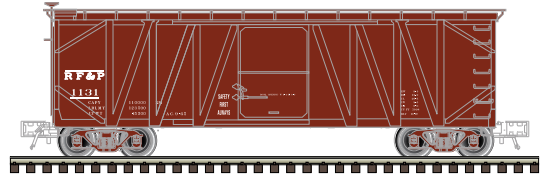
Duluth, Missabe & Northern



Grand Trunk Western



Maine Central



Richmond, Fredericksburg & Potomac*



Canadian Pacific



Chicago & North Western



Pennsylvania



Southern Pacific

**N
SCALE**

4th QUARTER 2016 ARRIVAL

N MASTER USRA SINGLE SHEATHED BOX CAR

www.atlasrr.com/NFreight/nusrassboxcar7.htm

To Order Online: <http://shop.atlasrr.com/c-612-n105.aspx>

Atlas' N Scale USRA Single Sheathed Box Car is modeled after the 50-ton outside braced boxcar designed by the United States Railway Administration during World War I. These cars quickly became a common sight on railroads from coast to coast.

FEATURES:

- Opening Door
- Andrews trucks
- Ready-to-run
- Accurate painting and printing
- AccuMate® couplers
- Brake detail
- Highly detailed body
- Simulated wood or steel door as per the prototype
- Different rib ends (7-8 or 5-5-5) as per the prototype
- Undecorated cars come with both simulated wood or steel doors

*CSX Licensed Product (Models shown from previous runs)

**NEW PAINT
SCHEMES &
ROAD NUMBERS!**

Road Name/Road Numbers	Item #
Undecorated 7-8 Rib End	50 002 752
Undecorated 5-5-5 Rib End	50 002 753

NEW PAINT SCHEMES

Duluth, Missabe & Northern 3336, 3367	50 002 754-50 002 755
Grand Trunk Western 465023, 465035	50 002 756-50 002 757
Maine Central 35403, 35420	50 002 758-50 002 759
Richmond, Fredericksburg & Potomac* 1131, 1134	50 002 760-50 002 761

NEW ROAD NUMBERS

Canadian Pacific 236302, 236404	50 002 762-50 002 763
Chicago & North Western 41360, 41302	50 002 764-50 002 765
Pennsylvania 44042, 44123	50 002 766-50 002 767
Southern Pacific 26454, 26607	50 002 768-50 002 769

Undecorated MSRP:

\$18.95

MSRP:

\$23.95



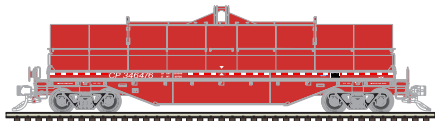
Bethlehem Steel++



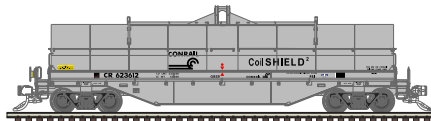
CSX* (Blue)



US Steel ++



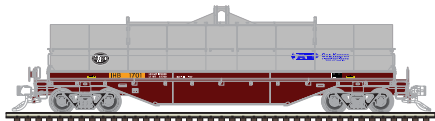
Canadian Pacific



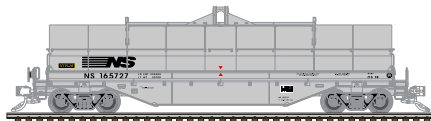
Conrail-CoilSHIELD



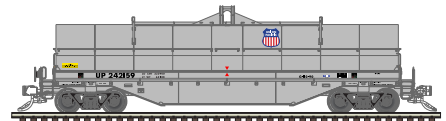
Elgin Joliet & Eastern++



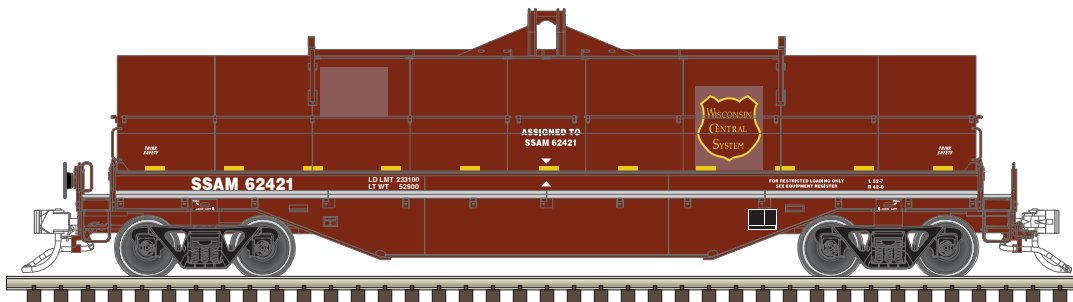
Indiana Harbor Belt



Norfolk Southern (NS-only logo)



Union Pacific



Wisconsin Central

4th QUARTER 2016 ARRIVAL



N MASTER 42' COIL STEEL CAR

www.atlasrr.com/NFreight/n42coilcar4.htm

To Order Online: <http://shop.atlasrr.com/c-735-n720.aspx>

The increased volume of coiled steel transportation gave rise to a new purpose-built freight car. Previously rolls of coiled-steel had generally traveled in specially equipped gondola cars. In the 1960s a lighter type of car emerged specifically for hauling coils of steel in an integral trough. The car type gained popularity and eventually over 17,000 cars were built. Atlas' model replicates a 42' design with a distinctive fishbelly side sill.

FEATURES:

- Crisp painting and lettering
- See-through walks
- Removable hood
- Inside floor detail

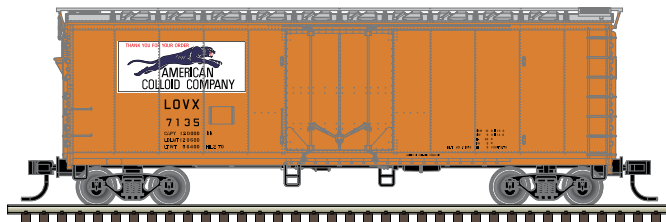


**CSX Licensed Product*

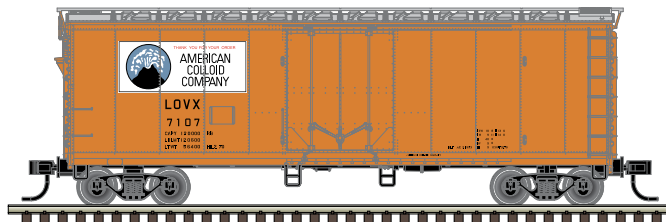
++ Bethlehem Steel, US Steel and Elgin, Joliet & Eastern are alternate history paint schemes.

Canadian Pacific, Conrail-CoilSHIELD, Indiana Harbor Belt, Union Pacific and Wisconsin Central - Paint scheme correct for similar 42' single-hood coil steel car

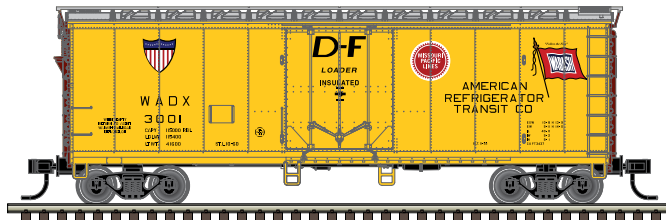
Road Name/Road Numbers	Item #
Undecorated	50 000 837
NEW ROAD NUMBERS	
Bethlehem Steel++ 170800, 170843, 170899	50 002 830-50 002 832
CSX* (Blue) 496617, 496622, 496680	50 002 833-50 002 835
US Steel++ 170543, 170570, 170599	50 002 836-50 002 838
NEW PAINT SCHEMES	
Canadian Pacific 346300, 346399, 346476	50 002 839-50 002 841
Conrail-CoilSHIELD 623612, 623622, 623668	50 002 842-50 002 844
Elgin Joliet & Eastern++ 7500, 7582, 7699	50 002 845-50 002 847
Indiana Harbor Belt 1701, 1744, 1788	50 002 848-50 002 850
Norfolk Southern (NS-only logo) 165715, 165727, 165775	50 002 851-50 002 853
Union Pacific 242004, 242080, 242114	50 002 854-50 002 856
Wisconsin Central 62419, 62421, 62446	50 002 857-50 002 859
Undecorated MSRP:	\$29.95
MSRP:	\$35.95



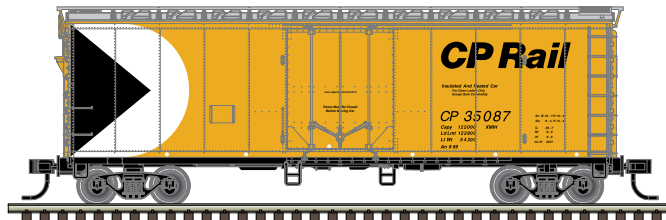
American Colloid (Panther Logo)




American Colloid (Volcano Logo)



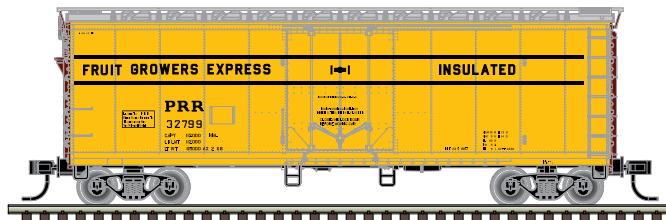
American Refrigerator Transit



CP Rail



Finlay Premium



Fruit Growers Express* (PRR)



4th QUARTER 2016 ARRIVAL

N TRAINMAN® 40' PLUG DOOR BOX CAR

www.atlastrainman.com/NFreight/tmn40plugdoor.htm

To Order Online: <http://shop.atlasrr.com/c-650-n14.aspx>

This Atlas Trainman model is based upon the typical RBL class of insulated box cars that were used to carry canned goods that required protection from extremes of temperature, but not refrigeration. These cars had neither ice bunkers nor cooling units.

Plug-style doors were normally used to ensure a tight seal in the insulation. Designed for transport of both perishables and large loads, plug doors allowed box cars to be sealed from outside dust and dirt. These Atlas Trainman units are painstakingly designed to provide many hours of optimum, smooth performance and hours of modeling enjoyment.

FEATURES:

- Prototypical painting and lettering
- AccuMate® couplers
- Roller-bearing or friction-bearing trucks where appropriate
- And more!

*CSX Licensed Product



Road Name/Road Numbers	Item #
Undecorated	50 002 770
NEW PAINT SCHEMES	
American Colloid (Panther Logo) 7113, 7135	50 002 771-50 002 772
American Colloid (Volcano Logo) 7107, 7121	50 002 773-50 002 774
American Refrigerator Transit 3001, 3022	50 002 775-50 002 776
CP Rail 35062, 35106	50 002 777-50 002 778
Finlay Premium 2250, 2253	50 002 779-50 002 780
Fruit Growers Express* (PRR) 32764, 32771	50 002 781-50 002 782
Undecorated MSRP:	\$14.95
MSRP:	\$19.95



BNSF



Canadian National



CSX*



Norfolk & Western



Norfolk Southern



Southern Pacific

4th QUARTER 2016 ARRIVAL



N TRAINMAN® 90 TON HOPPER

www.atlastrainman.com/NFreight/tmn90ton.htm

To Order Online: <http://shop.atlasrr.com/c-638-n13.aspx>

The Atlas 90 Ton Hopper is one of the more ubiquitous coal hopper cars in North America. The model fits most three bay 90- and 100-ton coal hoppers built for railroads and private carriers during the 1960s to 1980s (and many still running in to the 21st century.)

FEATURES:

- Colorful painting and printing
- Equipped with AccuMate® operating knuckle couplers

*CSX Licensed Product (Models shown from previous runs)



Road Name/Road Numbers	Item #
Undecorated	50 002 037
NEW ROAD NUMBERS	
BNSF 646625, 646637, 646687	50 002 860-50 002 862
Canadian National 326393, 326181, 326342	50 002 863-50 002 865
CSX* 809277, 809332, 811209	50 002 866-50 002 868
Norfolk & Western 12044, 12102, 12128	50 002 869-50 002 871
Norfolk Southern 144104, 144183, 144302	50 002 872-50 002 874
Southern Pacific 481009, 481066, 481090	50 002 875-50 002 877
Undecorated MSRP:	\$14.95
MSRP:	\$19.95

ATLAS TRACK

N TRACK & ACCESSORIES LISTING

• PRICES SUBJECT TO CHANGE WITHOUT NOTICE •

ITEM#	DESCRIPTION	MSRP/ UNIT
HO & N GAUGE LAYOUT BOOKS		
0104	Atlas All Scales Track Catalog	\$3.00
0004	Atlas Fantastic Layouts Booklet	\$1.95
0006	Intro to N Scale Model Railroading	\$7.95
0007	Nine N Scale Railroads	\$8.95
0009	Beginners Guide to HO Model Railroading	\$7.95
0011	HO Layouts for Every Space	\$8.95
0012	The Complete Atlas Wiring Book	\$8.95
0013	Seven Step by Step HO Railroads	\$8.95
0014	HO King Size Plan Book	\$13.95
0015	Blueprints for Ten HO True Track Layouts	\$4.95
0360	N Scale Track Planning Templates	\$4.50
0361	HO Scale Track Planning Templates	\$5.95
70 000 018	Railborne Trash and Waste Containers of NJ	\$19.95
HO & N SCALE ELECTRICAL COMPONENTS & ACCESSORIES		
0056	Switch Control Box	\$5.95
0200	Snap Relay	\$15.95
0201	#3 Spade Connectors (24 pcs.)	\$6.95
0205	Connector	\$11.95
0210	Twin	\$11.95
0215	Selector	\$11.95
0220	Controller	\$12.95
0312	5 Conductor Ribbon Wire (50 ft.)	\$29.95
0313	Atlas Universal Power Pack	\$56.95
0315	Black Wire (Stranded; #20 AWG;50' Spool)	\$10.95
0316	Red Wire (Stranded; #20 AWG;50' Spool)	\$10.95
0317	Green Wire (Stranded; #20 AWG;50' Spool)	\$10.95
0318	Yellow Wire (Stranded; #20 AWG;50' Spool)	\$10.95
0319	Lt. Blue Wire (Stranded; #20 AWG;50' Spool)	\$10.95
HO & N SCALE TRACK ACCESSORIES & LUBRICANTS		
0190	Atlas Gear Lubricant (1/2 oz.)	\$12.95
0191	Atlas Heavy-Duty Motor Bearing Lubricant (1 oz.)	\$15.95
0192	Atlas Conducta Lube Cleaner (1 oz.)	\$15.95
0193	Loco & Track Maintenance 3-Pack (Contains one each of 190, 191, 192)	\$42.95
0194	Track Cleaning Fluid (1 oz.)	\$11.95
0400	Super Saw	\$5.25
2540	Track Nails (2 oz. unit pack)	\$5.95
N GAUGE CODE 80 TRACK - BLACK TIES, NICKEL SILVER RAIL		
2500	Super-Flex® Track - 29.5" long	\$4.95
2501	5" Straight Snap-Track® (6 pcs.)	\$4.75
2509	Straight Snap-Track® Assortment	\$5.95
2510	9¾" Radius Snap-Track® (6 pcs.)	\$4.75
2511	1/2 - 9¾" Radius Snap-Track® (6 pcs.)	\$3.95
2513	5" Straight Snap-Track® - Bulk - 1 pc.	\$0.65
2514	9¾" Radius Snap-Track® - Bulk - 1 pc.	\$0.65
2515	11" Radius Snap-Track® - Bulk - 1 pc.	\$0.65
2516	19" Radius Snap-Track® - Bulk - 1 pc.	\$0.65

ITEM#	DESCRIPTION	MSRP/ UNIT
N GAUGE CODE 80 TRACK - BLACK TIES, NICKEL SILVER RAIL		
2517	Rerailer - Bulk - 1 pc.	\$1.10
2520	11" Radius Snap-Track® (6 pcs.)	\$4.75
2521	1/2 - 11" Radius Snap-Track® (6 pcs.)	\$3.95
2526	19" Radius Snap-Track® (6 pcs.)	\$4.75
2532	Rerailer (3 pcs.)	\$3.95
2535	Rail Joiners - Nickel Silver (48 pcs./blister)	\$3.95
2536	Bumpers	\$3.95
2538	Plastic (Insulating) Rail Joiners (24 pcs./blister)	\$2.25
2539	Terminal Joiners (1 pr./blister)	\$4.75
2564	15° Crossing	\$11.50
2565	20° Crossing	\$11.50
2566	30° Crossing	\$11.50
2567	45° Crossing	\$11.50
2568	60° Crossing	\$11.50
2569	90° Crossing	\$11.50
M2700	Remote Standard Switch - Left	\$26.95
2701	Remote Standard Switch - Right	\$26.95
2702	Manual Standard Switch - Left	\$18.95
2703	Manual Standard Switch - Right	\$18.95
2704	#6 Remote Switch - Left	\$26.95
2705	#6 Remote Switch - Right	\$26.95
2706	#6 Manual Switch - Left	\$18.95
2707	#6 Manual Switch - Right	\$18.95
2708	Standard Wye Remote Switch	\$26.95
2709	Standard Wye Manual Switch	\$18.95
2715	Remote Switch Machine - Left	\$13.95
2716	Remote Standard Switch - Right	\$13.95
2750	Custom N Line Standard Switch - Left	\$16.95
2751	Custom N Line Standard Switch - Right	\$16.95
2752	#6 Custom N Line Switch - Left	\$16.95
2753	#6 Custom N Line Switch - Right	\$16.95
2754	Custom N Line Standard Wye Switch	\$16.95
2588	Scenic Ridge Track Pack	\$104.95
N GAUGE CODE 80 TRACK LAYOUT PACKAGES		
<i>• Layout packages include all necessary track, switches and electrical components. Power pack is NOT included.</i>		
L11001	N-1 - Minimum Size Loop w/ Passing Track	\$97.00
L11002	N-2 - Loop w/ Passing Track and Sidings	\$166.00
L11003	N-3 - Double Track Loop	\$220.00
L11004	N-4 - Double Track Loop w/ Switchback Siding	\$230.00
L11005	N-5 - "Up and Over" Figure 8	\$175.00
L11006	N-6 - Expanded Double Track Loop	\$357.00
L11007	N-7 - Twice Around via "Up and Over"	\$322.00
L11008	N-8 - Twice Around via Turnouts	\$443.00
L11009	N-9 - Multiple Track Arrangement	\$481.00
L11010	N-10 - Clockwise and Vice Versa	\$322.00
L11011	N-11 - Unhinged and Horizontal	\$571.00
L11012	N-12 - Mineral Range Route	\$697.00

ATLAS TRACK

N TRACK & ACCESSORIES LISTING

• PRICES SUBJECT TO CHANGE WITHOUT NOTICE •

ITEM#	DESCRIPTION	MSRP/ UNIT
N GAUGE CODE 80 TRACK LAYOUT PACKAGES		
L11013	N-13 - Badger, Blockade & Buffalo	\$853.00
L11014	N-14 - Monopoly and Octopus	\$629.00
L11015	N-15 - Broad Horizons Railroad	\$766.00
L11016	N-16 - Atlantic Longhaul Lines	\$709.00
L11017	N-17 - Scenic and Relaxed	\$542.00
L11018	N-18 - Gulf Summit Lines...Susquehanna Valley Railway	\$1032.00
N GAUGE CODE 55 TRACK - BROWN TIES, NICKEL SILVER RAIL		
2000	Code 55 Super-Flex® Track - 30" long	\$5.95
2001	6" Rerailer (3 pcs.)	\$6.75
2002	6" Straight (6 pcs.)	\$7.95
2003	4.25" Straight (6 pcs.)	\$6.95
2004	3" Straight (6 pcs.)	\$5.95
2005	2" Straight (6 pcs.)	\$5.95
2006	1.25" Straight (6 pcs.)	\$4.95
2007	1" Straight (6 pcs.)	\$4.95
2008	.75" Straight (6 pcs.)	\$4.95
2010	10" Radius Full Curve (6 pcs.) (16 pcs to circle)	\$7.95
2011	10" Radius Half Curve (6 pcs.)	\$5.95
2012	11.25" Radius Full Section (6 pcs.) (16 pcs to circle)	\$7.95
2013	11.25" Radius Half Section (6 pcs.)	\$5.95
2014	12.5" Radius Full Section (6 pcs.) (16 pcs to circle)	\$7.95
2015	12.5" Radius Half Section (6 pcs.)	\$5.95
2016	13.75" Radius Full Curve (6 pcs.) (16 pcs to circle)	\$7.95
2017	13.75" Radius Half Curve (6 pcs.)	\$5.95
2018	15" Radius Full Curve (6 pcs.) (16 pcs to circle)	\$7.95
2019	15" Radius Half Curve (6 pcs.)	\$5.95
2020	16.25 Radius Full Curve (6 pcs.) (16 pcs to circle)	\$7.95
2021	16.25" Radius Half Curve (6 pcs.)	\$5.95
2022	17.5" Radius Full Curve (6 pcs.) (16 pcs to circle)	\$8.50
2023	17.5" Radius Half Curve (6 pcs.)	\$5.95
2024	18.75" Radius Full Curve (6 pcs.) (16 pcs to circle)	\$8.50
2025	18.75" Radius Half Curve (6 pcs.)	\$5.95
2026	20" Radius Full Curve (6 pcs.) (16 pcs to circle)	\$8.50
2027	20" Radius Half Curve (6 pcs.)	\$6.50
2028	21.25" Radius Full Curve (6 pcs.) (16 pcs to circle)	\$8.50
2029	21.25" Radius Half Curve (6 pcs.)	\$6.50
2030	30.609" Radius Section (6 pcs.)	\$7.95
2031	71" Radius Curve (6 pcs.)	\$10.50
2040	11.25° Crossing	\$12.95
2041	22.5° Crossing	\$12.95
2042	30° Crossing	\$12.95
2043	45° Crossing	\$12.95
2044	60° Crossing	\$12.95
2045	90° Crossing	\$12.95
2050	#5 Turnout Left	\$18.95
2051	#5 Turnout Right	\$18.95
2052	#7 Turnout Left	\$18.95
2053	#7 Turnout Right	\$18.95

ITEM#	DESCRIPTION	MSRP/ UNIT
N GAUGE CODE 55 TRACK - BROWN TIES, NICKEL SILVER RAIL		
2054	#10 Turnout Left	\$22.95
2055	#10 Turnout Right	\$22.95
2056	#2.5 Wye Turnout	\$20.95
2057	#3.5 Wye Turnout	\$20.95
2058	Curved Turnout - Left - 21.25" Radius (Outside)/15" Radius (Inside)	\$22.95
2059	Curved Turnout - Right - 21.25" Radius (Outside)/15" Radius (Inside)	\$22.95
2065	Under Table Switch Machine	\$23.95
2090	Metal Rail Joiner (24 pcs./blister)	\$4.50
2091	Insulated Rail Joiner (12 pcs./blister)	\$2.50
2092	Terminal Joiners (1 pr./blister)	\$4.50
N GAUGE CODE 55 TRACK LAYOUT PACKAGES		
• Layout packages include all necessary track, switches and electrical components. Power pack is NOT included.		
L11019-55	N-501 - Brewster & Millstone	\$394.00
L11020-55	N-502 - Needham Junction	\$434.00
L11021-55	N-503 - Narragansett Bay	\$195.00
L11022-55	N-504 - Plattsburg Pretzel	\$85.00
L11023-55	N-505 - Nauset Valley Railway	\$294.00
N GAUGE CODE 65 TRUE-TRACK® WITH PLASTIC ROADBED		
2150	Figure 8 True-Track® Add-On Pack	\$37.95
2401	6" Straight (6 pcs.)	\$14.25
2402	6" Rerailer (2 pcs.)	\$10.25
2403	10" Straight (4 pcs.)	\$19.25
2404	2" Straight (6 pcs.)	\$11.25
2405	1" Straight (4 pcs.)	\$8.75
2406	6" Terminal Track w/ Equipment Shed (2 pcs.)	\$19.95
2410	11" Radius Curve (8 pcs.) (16 pcs to circle)	\$16.95
2411	½ 11" Radius Curve (8 pcs.)	\$11.95
2412	12.5" Radius Curve (8 pcs.) (16 pcs to circle)	\$16.95
2413	½ 12" Radius Curve (8 pcs.)	\$11.95
2414	14" Radius Curve (8 pcs.) (16 pcs to circle)	\$17.95
2416	15.5" Radius Curve (8 pcs.) (16 pcs to circle)	\$17.95
2420	90° Crossing (1 pc.) - Four 2" Straights included	\$17.95
2425	2" Straight w/ bumper (yellow) (2 pcs.)	\$6.95
2426	2" Straight w/ bumper (brown) (2 pcs.)	\$6.95
2430	12.5" Turnout (Left)	\$25.95
2431	12.5" Turnout (Right)	\$25.95
2490	Rail Joiners (24 pcs./blister)	\$3.95
2491	Terminal Rail Joiners (1 pr./blister)	\$3.95
2492	Insulated Rail Joiners (12 pcs./blister)	\$2.25
N GAUGE CODE 65 TRACK LAYOUT PACKAGES		
• Layout packages include all necessary track, switches and electrical components. Power pack is NOT included.		
LNTT-1	Hoboken Beltway	\$133.00
LNTT-2	Lewiston Loop	\$226.00
LNTT-3	Buzzard's Bay Belt Line	\$273.00
LNTT-4	Torrington Transfer	\$514.00
LNTT-5	Florence Runaround	\$366.00
LNTT-6	Port Reading Terminal	\$458.00

ATLAS TRACK

N TRACK & ACCESSORIES LISTING

• PRICES SUBJECT TO CHANGE WITHOUT NOTICE •

ITEM#	DESCRIPTION	MSRP/ UNIT
N GAUGE CODE 65 TRACK LAYOUT PACKAGES		
LNTT-7	Watchung Hills Railway	\$387.00
LNTT-8	Southside Valley Line	\$342.00
LNTT-9	East Shore & Northern	\$536.00
LNTT-10	Hillside Industrial	\$408.00
N SCALE CODE 80 & CODE 55 BRIDGES & ACCESSORIES		
2070	Through Truss Bridge Kit Code 55 (Black)	\$23.95
2071	Through Truss Bridge Kit Code 55 (Silver)	\$23.95
2541	Pier Set (25 pcs.)	\$14.25
2542	Pier Girder (4 pcs.)	\$4.95
2543	Bridge Pier (3 pcs.)	\$4.95
2546	Warren Truss Bridge	\$7.95
2547	Deck Truss Bridge	\$7.95
2548	Plate Girder Bridge	\$7.95
2570	Through Truss Bridge Kit Code 80 (Black)	\$23.95
2571	Through Truss Bridge Kit Code 80 (Silver)	\$23.95
N SCALE CODE 80 DECORATED PLATE GIRDER BRIDGES		
2549	Delaware & Hudson	\$15.50
2550	Erie	\$15.50
2551	New York Central* (*CSX licensed product)	\$15.50
2552	Rio Grande	\$15.50
2553	Santa Fe	\$15.50
2554	Union Pacific	\$15.50
2555	Great Northern	\$15.50
2556	Lackawanna	\$15.50
2557	New Haven	\$15.50
2558	Nickel Plate Road	\$15.50
2559	Pennsylvania	\$15.50
2560	Southern Pacific	\$15.50
N SCALE CODE 55 THROUGH PLATE GIRDER BRIDGES		
2080	Single Track Kit	\$17.95
2081	Double Track Kit	\$26.95
2082	Add-On Kit	\$17.95
N SCALE TRACKSIDE STRUCTURES & ACCESSORIES		
2790	Turntable	\$32.95
2791	Turntable Motor Drive	\$28.95
2801	Telephone Poles (12 pcs.)	\$3.95
2826	Viaduct Kit	\$8.50
2840	Signal Tower	\$28.95
2841	Passenger Station Kit	\$38.95
2842	Station Platform Kit	\$20.95
2843	Roundhouse Kit - 3 Stall	\$42.95
2844	Kate's Colonial Home Kit	\$28.95
2846	Barb's Bungalow Kit	\$28.95
2848	Maywood Station Kit (Tan/Brown)	\$29.95
2850	Hairpin Style Fence	\$5.95
2851	Kim's Classic Home Kit	\$28.95
2860	Barb's Bungalow Micro-Plywood Garage Kit (2 kits per pack)	\$44.95
2870	Middlesex Manufacturing Co. Kit	\$37.95

ITEM#	DESCRIPTION	MSRP/ UNIT
N SCALE TRACKSIDE STRUCTURES & ACCESSORIES		
2880	Kate's Colonial Micro-Plywood Garage Kit (2 kits per pack)	\$44.95
N SCALE LASER DESIGN STRUCTURE KITS		
4001014	N Section House Kit	\$13.95
4001015	N Freight Station Kit	\$27.95
4001016	N Self Storage Unit Kit (2 buildings per kit)	\$32.95
N SCALE WHEELS		
22020	33" Blackened Metal Wheels (12 axles)	\$11.95
22036	36" Blackened Metal Wheels (12 axles)	\$12.50
9022133	33" Metal Wheels for MT Trucks (12 axles)	\$10.95
9022134	33" Plastic Low-Profile Wheels for MT Trucks (24 axles)	\$9.95
9022135	33" Plastic Low-Profile Wheels for MT Trucks (48 axles)	\$17.95
9022136	33" Plastic Low-Profile Wheels for MT Trucks (100 axles)	\$28.95
N SCALE FREIGHT CAR TRUCKS (W/ RAPIDO COUPLERS)		
22050	Friction-Bearing Trucks (1 pr.)	\$4.95
22055	Roller-Bearing Trucks (1 pr.)	\$4.95
22070	100-Ton Roller-Bearing Trucks (1 pr.)	\$4.95
N SCALE CABOOSE TRUCKS (W/O COUPLERS)		
22060	Roller-Bearing Caboose Trucks (1 pr.)	\$4.95
22061	Friction-Bearing Caboose Trucks (1 pr.)	\$4.95
N SCALE FREIGHT CAR TRUCKS (W/ ACCUMATE® COUPLERS)		
22051	Friction-Bearing 50 Ton Friction Bearing Trucks (1 pr.)	\$5.95
22056	70-Ton Roller Bearing Trucks (1 pr.)	\$5.95
22071	100-Ton Roller-Bearing Trucks (1 pr.)	\$5.95
22076	40-Ton Friction-Bearing Trucks (1 pr.)	\$5.95
22081	70-Ton Roller-Bearing Trucks w/ extended couplers (1 pr.)	\$5.95
N SCALE TRACK CLEANING CARS		
32552	Cleaning Head Replacement Set	\$22.50
32553	Cleaning Disk Replacement Set	\$11.25
N SCALE SIGNAL SYSTEM		
2239	N Type "G" Bi-Directional Single Targets - A	\$54.95
N SCALE HANDCRAFTED LIGHTING SYSTEM		
60 000 062	N Clock Light	\$30.95
60 000 063	N Park Light ver. 1	\$29.95
60 000 064	N Ball Light	\$29.95
60 000 065	N Park Light ver. 2	\$29.95
60 000 066	N Street Light	\$29.95
60 000 067	N Highway Light ver. 1	\$30.95
60 000 069	N Curved Light ver. 1	\$29.95
60 000 070	N Curved Light ver. 2	\$29.95