





Erie Lackawanna



Missouri Pacific



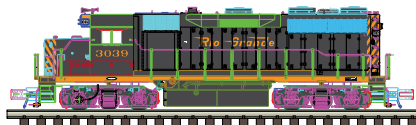
Wabash



Burlington Northern



Pennsylvania



Rio Grande



Santa Fe

JULY 2016 ANNOUNCEMENT | 1st QUARTER 2017 ARRIVAL

N MASTER GP35 LOCOMOTIVE

www.atlasrr.com/NLoco/ngp3035d.htm

Built between July 1963 and December 1965 by the Electro-Motive Division of General Motors, the GP35 locomotive was the 2500 horsepower successor of the popular GP30. The GP35 locomotives were four wheel truck road switchers that were used in heavy haul freight services throughout the country. Over 1,250 GP35s were produced in the U.S. and after more than 30 years of service on Class 1 railroads, many GP35s have found a home on shortline and regional railroads.

FEATURES:

- Slow Speed Motor
- Golden-White LEDs
- Directional lighting
- Dual brass flywheels
- Low-friction mechanism
- Dynamic brakes where appropriate
- Factory-installed AccuMate[®] magnetic knuckle couplers
- Accurate painting and lettering

Road Name/Road Numbers	Analog Item #	Digital Item #
Undecorated (w/o db)(phase 1a)	40 003 134	40 003 152
Undecorated (w/ db)(phase 1a)	40 003 135	40 003 153
Undecorated (w/o db)(phase 1b)	40 003 136	40 003 154
Undecorated (w/ db)(phase 1b)	40 003 137	40 003 155
NEW PAINT SCHEMES		
Erie Lackawanna 2555, 2558	40 003 138-40 003 139	40 003 156-40 003 157
Missouri Pacific 603, 618	40 003 140-40 003 141	40 003 158-40 003 159
Wabash 541, 545	40 003 142-40 003 143	40 003 160-40 003 161
NEW ROAD NUMBERS		
Burlington Northern 2517, 2521	40 003 144-40 003 145	40 003 162-40 003 163
Pennsylvania 2307, 2310	40 003 146-40 003 147	40 003 164-40 003 165
Rio Grande 3039, 3046	40 003 148-40 003 149	40 003 166-40 003 167
Santa Fe 1302, 1315	40 003 150-40 003 151	40 003 168-40 003 169
MSRP:	\$119.95	\$154.95

NEW PAINT SCHEMES & ROAD NUMBERS!



Boston & Maine



Canadian Pacific (script)



Canadian Pacific (block)



Great Northern



Seaboard Air Line*



New York Central*



Pittsburgh & Lake Erie*



Jersey Central



Santa Fe



Chesapeake & Ohio*



Milwaukee Road

AUGUST 2016 ANNOUNCEMENT | 1st QUARTER 2017 ARRIVAL

N MASTER RS-3/RSD-4/5 LOCOMOTIVE

www.atlasrr.com/NLoco/nrs3e.htm

Well over 1,300 RS-3 road-switcher locomotives were built by ALCO between 1950 and 1956. It can be considered one of the most successful four-axle diesel road-switchers ever produced by the builder. The RS-3 was truly a versatile locomotive. It could be found in virtually every type of service from passenger and commuter runs to heavy-haul and local freight assignments.

During this same time-period, ALCO offered a six-axle road-switcher which was more commonly found in the west. The RSD-4/5 was externally very similar to the RS-3, having six-axle trucks as an obvious spotting feature. They produced the same 1,600hp as an RS-3, but offered increased tractive effort due to the use of a larger generator. Many RSD-4/5s were assigned to operate in mountainous territory (with varying degrees of success) on the Southern Pacific, Santa Fe and the Utah Railway.

FEATURES:

- Golden-white LEDs
- Directional lighting
- Separately-applied painted handrails (where appropriate)
- Blackened metal wheels
- Scale Speed™ motor
- Factory-installed AccuMate® magnetic knuckle couplers
- Accurate painting and printing

*CSX Licensed Product (HO models shown)

NEW PAINT SCHEMES & ROAD NUMBERS!

Road Name/Road Numbers	Item #
RS-3 LOCOMOTIVE	
Undecorated	40 002 224
NEW ROAD NUMBERS	
Boston & Maine 1535, 1542	40 003 040-40 003 041
Canadian Pacific 8439, 8452 (script)	40 003 042-40 003 043
Canadian Pacific 8448 (block)	40 003 044
Great Northern 222, 230	40 003 045-40 003 046
Seaboard Air Line* 1641, 1648	40 003 047-40 003 048
New York Central* 8235, 8241	40 003 049-40 003 050
NEW PAINT SCHEMES	
Pittsburgh & Lake Erie* 8353, 8356	40 003 051-40 003 052
Jersey Central 1541, 1547	40 003 053-40 003 054
RSD-4/5 LOCOMOTIVE	
Undecorated	40 002 225
NEW ROAD NUMBERS	
Santa Fe 2101, 2105	40 003 055-40 003 056
NEW PAINT SCHEMES	
Chesapeake & Ohio* 5575, 5580	40 003 057-40 003 058
Milwaukee Road 573, 575	40 003 059-40 003 060
MSRP:	\$119.95



Union Pacific



CSX* (YN3b)



Minnesota Commercial



Saratoga & North Creek



Milwaukee, Racine & Troy "Operation Lifesaver"



Milwaukee, Racine & Troy



BNSF



Arkansas-Oklahoma



Milwaukee, Racine & Troy



Providence & Worcester

SEPTEMBER 2016 ANNOUNCEMENT | 2nd QUARTER 2017 ARRIVAL



N MASTER DASH 8-40 B/BW LOCOMOTIVE

www.atlasrr.com/NLoco/ndash840b3.htm

Built in the late 1980s by GE, the DASH 8-40B diesel locomotives were identified by their dynamic brake gear located along the roof line between the cab and engine compartment, with ventilation provided by large roof-top grilles. These four-axle, high horsepower engines are still in service today in North America.

FEATURES:

- Directional lighting
- Painted safety rails
- Blackened metal wheels
- Factory-equipped with AccuMate® knuckle couplers
- Golden-white LEDs
- Standard cab or gull wing cab as appropriate!

*CSX Licensed Product (HO models shown)



Road Name/Road Numbers	Analog Item #	Digital Item #
DASH 8-40B LOCOMOTIVE		
Undecorated	40 003 000	40 003 020
NEW ROAD NUMBERS		
Union Pacific 5610, 5644, 5694	40 003 001-40 003 003	40 003 021-40 003 023
NEW PAINT SCHEMES		
CSX* (YN3b) 5930	40 003 004	40 003 024
Minnesota Commercial 58, 84	40 003 005-40 003 006	40 003 025-40 003 026
Saratoga & North Creek 8524	40 003 007	40 003 027
Milwaukee, Racine & Troy "Operation Lifesaver" 1100	40 003 008	40 003 028
Milwaukee, Racine & Troy 1101	40 003 009	40 003 029
DASH 8-40BW LOCOMOTIVE		
Undecorated	40 003 010	40 003 030
Undecorated - Gull Wing Cab	40 003 011	40 003 031
NEW ROAD NUMBERS		
BNSF 506, 526, 537	40 003 012-40 003 014	40 003 032-40 003 034
NEW PAINT SCHEMES		
Arkansas-Oklahoma 567, 581	40 003 015-40 003 016	40 003 035-40 003 036
Milwaukee, Racine & Troy 1175	40 003 017	40 003 037
Providence & Worcester 4005, 4006	40 003 018-40 003 019	40 003 038-40 003 039
MSRP:	\$129.95	\$169.95



CSX*



California Northern



Puget Sound & Pacific



Ventura County Railroad



Norfolk & Portsmouth Belt Line



Union Pacific



Chicago & North Western



Chicago & North Western - Operation Life Saver



Conrail



Conrail - Operation Life Saver



OCTOBER 2016 ANNOUNCEMENT

| 2nd QUARTER 2017 ARRIVAL

N TRAINMAN® GP15-1 LOCOMOTIVE

www.atlastrainman.com/NLoco/tmngp15-1.htm

Built between 1976 and 1982, the EMD GP15-1 4-axle diesel locomotive was powered by a 12-cylinder EMD 645E engine that generated 1,500hp. It was commonly used as a light road switcher or a yard switcher.

In the early 70s, America's railroads were looking for a cost effective way to manage their aging secondary unit fleet. In 1975, EMD's jump to the rebuild market resulted in the GP15-1 locomotive. Rated at 1,500 horse power, the GP15-1 was marketed as a "remanufactured" unit which was only available via trade in. The locomotive was produced using the trucks, traction motors and main generators from the respective railroad's trade in unit. Other features of the GP15-1 include 12-cylinder 645E prime mover, single 48" radiator fan enclosed in a "tunnel motor" like housing and a standard 2,400 gallon fuel tank. A total of 310 units were built for American railroads.


FEATURES:

- Scale dimensions and details
- Directional lighting
- DCC Ready
- Blackened metal wheels
- Dual flywheel equipped 5-pole skewed armature motor with a low friction mechanism
- Factory-installed AccuMate® magnetic knuckle couplers

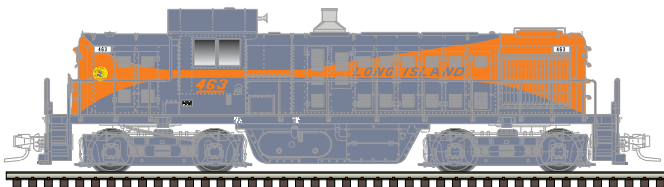
*CSX Licensed Product



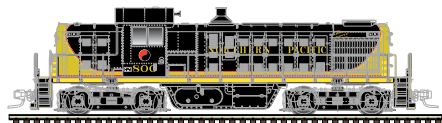
Road Name/Road Numbers	Item #
Undecorated	40 003 061
NEW PAINT SCHEMES	
CSX* 1548, 1550	40 003 062-40 003 063
California Northern 1568, 1570	40 003 064-40 003 065
Puget Sound & Pacific 1572, 1573	40 003 066-40 003 067
Ventura County Railroad 1560	40 003 068
Norfolk & Portsmouth Belt Line 1435, 1442	40 003 069-40 003 070
Union Pacific 596, 612	40 003 071-40 003 072
NEW ROAD NUMBERS	
Chicago & North Western 4404, 4409	40 003 073-40 003 074
Chicago & North Western - Operation Life Saver 4405	40 003 075
Conrail 1624, 1683	40 003 076-40 003 077
Conrail - Operation Life Saver 1637	40 003 078
MSRP:	\$104.95



Chicago & Eastern Illinois



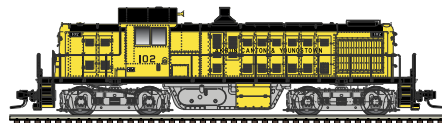
Long Island




Northern Pacific



Rutland




Akron, Canton & Youngstown




Minneapolis & St. Louis



Spokane, Portland & Seattle



Susquehanna



Susquehanna



NOVEMBER 2016 ANNOUNCEMENT | 2nd QUARTER 2017 ARRIVAL

N MASTER RS-1 LOCOMOTIVE

www.atlasrr.com/NLoco/nrs1e.htm

The RS-1 was introduced by ALCO in March of 1941 with the delivery of the first of two units to the Rock Island. Combining the accessibility of a switching locomotive and the higher-speed tracking of a road unit, the RS-1 started a revolution in locomotive design that was soon embraced by all of the major diesel-electric builders. Despite ALCO's own introduction of higher horsepower roadswitchers, the 1,000 h.p. RS-1 had a production span of 19 years (1941-1960) with 623 units.

FEATURES:

- Powered low friction drive
- Blackened metal wheels, dual brass flywheels
- Directional lighting
- Golden-White LEDs
- AccuMate® knuckle couplers.

(Please note that the N scale RS-1 will not have DCC ready frames.)



Road Name/Road Numbers	Item #
Undecorated	40 001 768
NEW ROAD NUMBERS	
Chicago & Eastern Illinois 115, 117	40 003 080-40 003 081
Long Island 463, 469	40 003 082-40 003 083
Northern Pacific 800, 802	40 003 084-40 003 085
Rutland 403, 405	40 003 086-40 003 087
NEW PAINT SCHEMES	
Akron, Canton & Youngstown 102	40 003 088
Minneapolis & St. Louis 232, 949, 1149	40 003 089-40 003 091
Spokane, Portland & Seattle 52, 55	40 003 092-40 003 093
Susquehanna 230, 232, 244	40 003 094-40 003 096
MSRP:	\$119.95


NEW ROAD NUMBERS!



Burlington Route



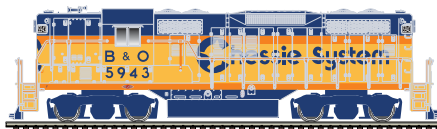
Lackawanna




Rio Grande




Southern




Chessie System (B&O)*



Chessie System (C&O)*



Chessie System (WM)*



Pennsylvania



Union Pacific



DECEMBER 2016 ANNOUNCEMENT

2nd QUARTER 2017 ARRIVAL

N MASTER GP-7/9 LOCOMOTIVE

www.atlasrr.com/NLoco/ngp7e.htm

Introduced in 1949, the Electro-Motive 1500hp GP-7 combined the machinery of the F7 with a hood-type carbody that offered high visibility and easy engine access. The GP-7 was used in pulling every conceivable type of train and was sometimes substituted for part of a set of cab units. The GP-9 utilized a 1750hp engine and was visually similar to the GP-7.

FEATURES:

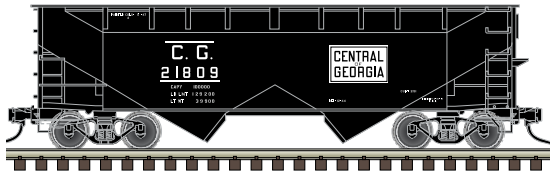
- NCE Decoder (DCC models only)
- Blackened metal wheels
- Directional lighting
- AccuMate[®] couplers
- Powered low friction drive
- Dual brass flywheels
- Golden-white LEDs

NCE DECODER FEATURES:

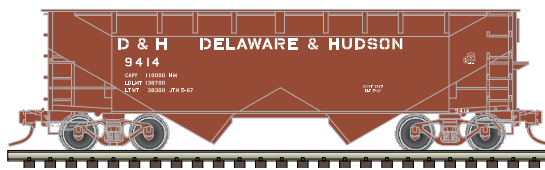
- Silent Running™ motor drive
- Both short and long addresses can be programmed on main line (Ops mode)
- Torque Compensation for ultra smooth low speed performance
- Programmable start, mid and maximum speed CVs that work in all speed modes
- Four function outputs with lighting effects generators that allow you to select from 15 different lighting behaviors (ditch lights, Mars light, strobes, beacon, etc)

Silent Running™ Drive is a registered trademark of NCE Corporation
*CSX Licensed Product

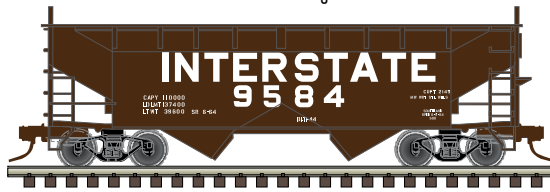
Road Name/Road Numbers	Analog Item #	Digital Item #
GP-7 PHASE 1 LOCOMOTIVE		
Undecorated w/o Dynamics	40 002 221	_____
Undecorated w/ Dynamics	40 003 098	_____
NEW ROAD NUMBERS		
Burlington Route 210, 218	40 003 099-40 003 100	40 003 117-40 003 118
Lackawanna 952, 955	40 003 101-40 003 102	40 003 119-40 003 120
Rio Grande 5100, 5102	40 003 103-40 003 104	40 003 121-40 003 122
Southern 2070, 2159	40 003 105-40 003 106	40 003 123-40 003 124
GP-9 LOCOMOTIVE		
Undecorated w/ Dynamics	40 002 223	_____
NEW ROAD NUMBERS		
Chessie System (B&O)* 5943, 5948	40 003 107-40 003 108	40 003 125-40 003 126
Chessie System (C&O)* 6001, 6006	40 003 109-40 003 110	40 003 127-40 003 128
Chessie System (WM)* 5951, 5956	40 003 111-40 003 112	40 003 129-40 003 130
Pennsylvania 7004, 7010	40 003 113-40 003 114	40 003 131-40 003 132
Union Pacific 260, 288	40 003 115-40 003 116	40 003 133,40 003 170
MSRP:	\$119.95	\$154.95



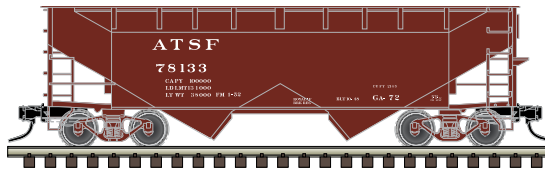
Central of Georgia



Delaware & Hudson



Interstate



Santa Fe



Clinchfield*



Chesapeake & Ohio*



Jersey Central



Milwaukee Road



JULY 2016 ANNOUNCEMENT | 4th QUARTER 2016 ARRIVAL

N MASTER 2-BAY OFFSET HOPPER

www.atlasrr.com/NFreight/n2bayoffsethopper7.htm

Atlas' version of the 2-Bay Offset Side Hopper with Flat Ends is modeled after the open hoppers that were built in the 1930s and the 1940s to transport coal. This run also includes models with peaked ends, which helped control spillage due to shifting loads.

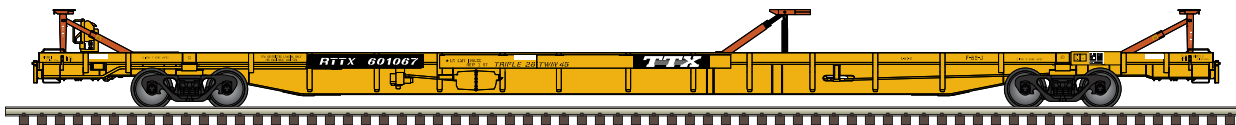
FEATURES:

- Prototypical painting and lettering
- Plastic body with die cast chassis
- Removable coal load

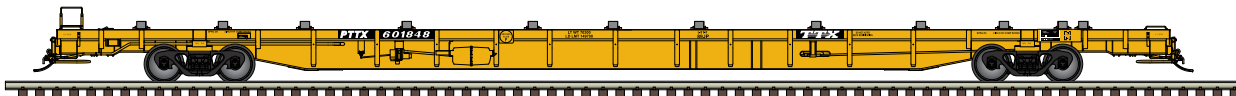
*CSX Licensed Product
(Previous run models shown)



Road Name/Road Numbers	Item #
Undecorated - Flat End	50 001 180
Undecorated - Peaked End	50 003 085
FLAT END - NEW PAINT SCHEMES	
Central of Georgia 21809, 21820	50 003 086-50 003 087
Central of Georgia - 3 Pack 21834, 21877, 21890	50 003 088
Delaware & Hudson 9414, 9522	50 003 089-50 003 090
Delaware & Hudson - 3 Pack 9420, 9492, 9504	50 003 091
PEAKED END - NEW PAINT SCHEMES	
Interstate 9584, 9640	50 003 092-50 003 093
Interstate - 3 Pack 9589, 9608, 9649	50 003 094
Santa Fe 78133, 78291	50 003 099-50 003 100
Santa Fe - 3 Pack 78144, 78206, 78275	50 003 101
PEAKED END - NEW ROAD NUMBERS	
Clinchfield* 47014, 47075	50 003 102-50 003 103
Clinchfield* - 3 Pack 47166, 47200, 47242	50 003 104
Chesapeake & Ohio* 50150, 50204	50 003 105-50 003 106
Chesapeake & Ohio* - 3 Pack 50270, 50309, 50366	50 003 107
FLAT END - NEW ROAD NUMBERS	
Jersey Central 10308, 10362	50 003 108-50 003 109
Jersey Central - 3 Pack 10275, 10298, 10333	50 003 110
Milwaukee Road 96004, 96179	50 003 111-50 003 112
Milwaukee Road - 3 Pack 96199, 96442, 96505	50 003 113
Undecorated MSRP:	\$16.95
MSRP:	\$18.95
3-Pack MSRP:	\$56.85




Large TTX Logo



2000s Yellow



Brown "As Delivered"



1970s Yellow



JULY 2016 ANNOUNCEMENT

4th QUARTER 2016 ARRIVAL

N MASTER F89J 89' FLAT CAR

www.atlasrr.com/NFreight/nf89jflatcar.htm

Built for Trailer Train by ACF® between 1966-68, the visually unique "F89-J" 89' Flat Cars were produced for TOFC service and was the only standard-height, bowl deck car of this design by ACF®. Easily identified as a common asset in the vast TTX car fleet, over 1,600 F89-Js haul trailers, pipe, rail, bulk loads, and hundreds remain in service today! Not easily confused with any other 89' flat car, these models will add flair to your freight roster!

FEATURES:

- Ready-to-run
- Die-cast metal frame
- Fine-scale detail
- Accurately painted/printed (multiple variations!)
- Collapsed & raised hitch detail
- Prototypical ride height
- 70-Ton BLMA trucks
- Fine-scale BLMA metal wheels

Road Name/Road Numbers

NEW PAINT SCHEMES (ON FORMER BLMA TOOLING)

Road Name/Road Numbers	Item #
2000s Yellow 601848, 602052, 602090, 602159, 602270, 602457	50 003 114-50 003 119
1970s Yellow 600910, 600999, 601003, 601104, 601221, 601327	50 003 120-50 003 125
Brown "As Delivered" 600964, 601001, 601089, 601150, 601199, 601333	50 003 126-50 003 131
Large TTX Logo 600960, 601065, 601067, 601227, 601310, 601544	50 003 132-50 003 137

MSRP:

\$36.95





Baltimore & Ohio*



CSX*



Erie Lackawanna



Rock Island



Grand Trunk Western



Milwaukee Road



Southern



Union Pacific

AUGUST 2016 ANNOUNCEMENT

| 1st QUARTER 2017 ARRIVAL



N MASTER ACF® 60' AUTO PARTS BOX CAR

www.atlasrr.com/NFreight/nauto6.htm

Built by American Car & Foundry in the late 1960s and early 1970s, the 60' Auto Parts Box Cars serviced assembly plants and component suppliers across the nation. The cars were equipped with either single or double doors, offering easy access to the freight inside, serving the auto industry well with their versatility. Many of these cars can still be found in service today throughout North America.

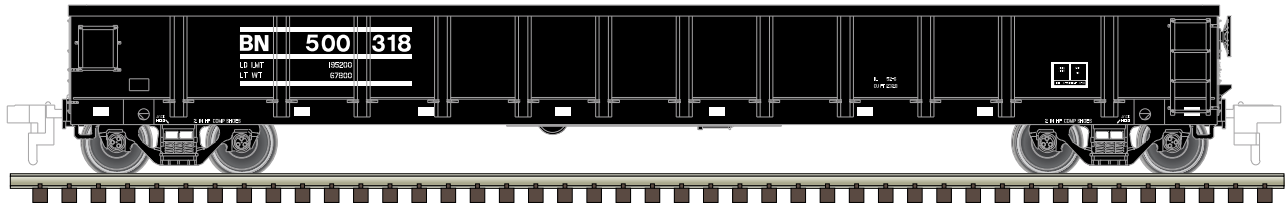
FEATURES:

- 70-ton roller-bearing trucks
- Deluxe-style positionable door
- Prototypical painting and lettering
- Die-cast underframe with realistic details and separate end ladders
- AccuMate® operating knuckle couplers
- Roof overspray

*CSX Licensed Product
(HO models shown)



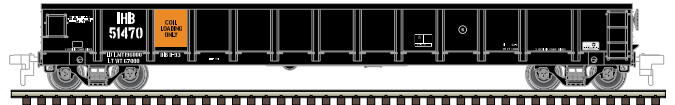
Road Name/Road Numbers	Item #
SINGLE DOOR AUTO PARTS BOX CAR	
Undecorated - Single Door	50 001 984
NEW ROAD NUMBERS	
Baltimore & Ohio* 489940, 489948	50 003 161-50 003 162
CSX* 172602, 172714	50 003 163-50 003 164
Erie Lackawanna 68004, 68032	50 003 165-50 003 166
Rock Island 33810, 33822	50 003 167-50 003 168
DOUBLE DOOR AUTO PARTS BOX CAR	
Undecorated - Double Door	50 001 993
NEW ROAD NUMBERS	
Grand Trunk Western 306342, 306383	50 003 169-50 003 170
Milwaukee Road 4161, 4165	50 003 171-50 003 172
Southern 43134, 43140	50 003 173-50 003 174
Union Pacific 960560, 960575	50 003 175-50 003 176
Undecorated MSRP:	\$15.95
MSRP:	\$20.95



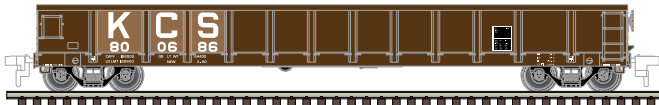
Burlington Northern



Chessie System*



Indiana Harbor Belt (Coil Loading)



Kansas City Southern



NdeM



AUGUST 2016 ANNOUNCEMENT

4th QUARTER 2016 ARRIVAL

N MASTER EVANS 52' GONDOLA

www.atlasrr.com/NFreight/nevondola5.htm

The workhorse of the steel industry, the gondola is basically a flat car with sides, allowing more and different types of loads to be transported. The gondola dates to about 1830 and was first used on early railways and tramways to move coal. The Southern Iron and Equipment Company (SIECO) of Atlanta, Georgia, began manufacturing gondolas in the mid-1970s. The Evans Company took control of SIECO in the early 1980s, producing the gondola under their own specifications. The gondola is still in use in North America today. This Atlas gondola will find as many uses on your model railroad as the prototype did on the great rail lines of America.

FEATURES:

- True scale dimensions with accurate detail
- Separately applied end and side ladders
- 100 Ton roller-bearing trucks with offset shank AccuMate® couplers
- Die-cast under frame
- Painting and lettering accurate for similar 52' gondolas

*CSX Licensed Product



Road Name/Road Numbers

Undecorated

NEW PAINT SCHEMES

Burlington Northern (3-Line) 500308, 500311, 500318, 500325
 Chessie System* 356012, 356126, 356233, 356356
 Indiana Harbor Belt (Coil Loading) 51068, 51259, 51324, 51470
 Kansas City Southern 800007, 800686, 800724, 800961
 NdeM 55500, 55889, 56499, 56684

Item #

50 002 032

50 003 031-50 003 034
 50 003 035-50 003 038
 50 003 039-50 003 042
 50 003 043-50 003 046
 50 003 047-50 003 050

Undecorated MSRP:

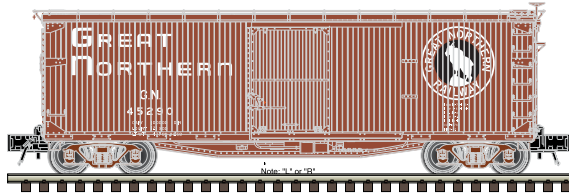
\$16.95

MSRP:


\$21.95



Duluth, Missabe & Iron Range



Great Northern



Quanh, Acme & Pacific



New York Central*



Burlington Route



Union Pacific



Northern Pacific

SEPTEMBER 2016 ANNOUNCEMENT | 1st QUARTER 2017 ARRIVAL



N MASTER USRA DOUBLE SHEATHED BOX CAR

www.atlasrr.com/NFreight/nusrads5.htm

The original USRA (United States Railway Administration) design box cars date from World War I when car designs began to be standardized. The double sheathed version was the first widely accepted 40-foot steel underframe box cars placed in service. Some 24,500 cars were delivered to 24 different railroads throughout the country.


FEATURES:

- 5-5-5 or 7-8 steel ends
- Fishbelly or standard center sill
- Vertical or end mounted brakes
- Steel or wood doors

*CSX Licensed Product



Road Name/Road Numbers	Item #
Undecorated (5-5-5 End)	50 003 177
Undecorated (7-8 End)	50 003 178
NEW ROAD NUMBERS	
Burlington Route 120842, 120925	50 003 179-50 003 180
New York Central* 161670, 161699	50 003 181-50 003 182
Northern Pacific 13353, 13370	50 003 183-50 003 184
Union Pacific 126835, 126900	50 003 185-50 003 186
NEW PAINT SCHEMES	
Duluth, Missabe & Iron Range 3243, 3248	50 003 187-50 003 188
Great Northern 45290, 45294	50 003 189-50 003 190
Quanh, Acme & Pacific 531, 535	50 003 191-50 003 192
Undecorated MSRP:	\$18.95
MSRP:	\$23.95




Belt Railway of Chicago




Burlington Northern



BNSF (Shoving Platform)



Delaware & Hudson



MKT Bicentennial



Milwaukee, Racine & Troy



Alaska Railroad



MKT



Norfolk Southern (N&W Heritage)



Norfolk Southern (Southern Heritage)



Norfolk Southern (Horsehead Ribbon Logo)



Northern Pacific



Milwaukee, Racine & Troy



SEPTEMBER 2016 ANNOUNCEMENT

1st QUARTER 2017 ARRIVAL

N MASTER EV & STANDARD CUPOLA CABOOSE

www.atlasrr.com/NFreight/nevcaboose6.htm

In a vast array of rail cars, the caboose is probably the most recognizable and pleasing sight of a freight train. The purpose of the caboose was to house the crew at the rear of the train to perform switching activities and spot any problems that could arise. As freight cars evolved, the need to see over taller cars became mandatory. Developed in the 60s, the extended vision caboose solved these problems with a cupola that raised up from the roof, providing the crew an elevated view of their train.

Whether you want a caboose to keep your crew out of the elements or you need a safe place for them to stand, Atlas' Extended Vision Caboose captures both variants in spectacular detail.


FEATURES:

- Thin endrails
- Window glazing
- Separate brake cylinder
- Open smoke stack
- Triple valve and air reservoir
- Roller-bearing caboose trucks
- Roofwalk where appropriate
- Accurate painting and lettering
- AccuMate® couplers

(0 scale models shown)

NEW PAINT SCHEMES & ROAD NUMBERS!

Road Name/Road Numbers	Item #
STANDARD CABOOSE	
Undecorated (w/o roofwalk)	50 003 138
Undecorated (w/roofwalk)	50 003 139
NEW PAINT SCHEMES	
Belt Railway of Chicago 126, 127	50 003 140-50 003 141
Burlington Northern 12565, 12576	50 003 142-50 003 143
BNSF (Shoving Platform) 12216, 12375	50 003 144-50 003 145
Delaware & Hudson 35796, 35798	50 003 146-50 003 147
MKT Bicentennial 76	50 003 148
Milwaukee, Racine & Troy 70, 71	50 003 149-50 003 150
Milwaukee, Racine & Troy 79	50 003 281
NEW ROAD NUMBERS	
Alaska Railroad 1086, 1088	50 003 151-50 003 152
MKT 111, 126	50 003 153-50 003 154
EXTENDED VISION CABOOSE	
Undecorated	50 003 155
NEW PAINT SCHEMES	
Norfolk Southern (N&W Heritage) 555608	50 003 156
Norfolk Southern (Southern Heritage) 555639	50 003 157
Norfolk Southern (Horsehead Ribbon Logo) 555066	50 003 158
NEW ROAD NUMBERS	
Northern Pacific 10122, 10144	50 003 159-50 003 160
Undecorated MSRP:	\$15.95
MSRP:	\$28.95




Baltimore & Ohio*



Illinois Central Gulf



Minneapolis Northfield & Southern



Norfolk & Western



Chessie System*



Southern Pacific



OCTOBER 2016 ANNOUNCEMENT | 2nd QUARTER 2017 ARRIVAL

N MASTER PS 4000 COVERED HOPPER

www.atlasrr.com/NFreight/nps4000.htm

The Pullman-Standard PS-2CD 4000 cubic foot covered hopper was produced between 1962 and 1964, and remained in service throughout the US, Canada, and Mexico until the early 2000s. One of the most distinctive Pullman covered hoppers, this common 100-ton car is used in grain, fertilizer, and other bulk services. With more than 2,000 prototypes placed into service, this N Scale replica is a perfect addition to your layout or collection.

FEATURES:

- Ready-to-run
- Injection-molded plastic body
- Fine-scale detail
- Chemically etched roof walk
- Chemically etched brake platform
- Prototypical ride height
- Accurately painted/printed
- BLMA 100-ton trucks
- BLMA 36" metal wheels
- Brown knuckle couplers



* CSX Licensed Product

Road Name/Road Numbers	Item #
Undecorated	50 003 300
NEW PAINT SCHEMES	
Baltimore & Ohio* 831003, 831007, 831014	50 003 301-50 003 303
Illinois Central Gulf 728066, 728071, 728087	50 003 304-50 003 306
Minneapolis Northfield & Southern 601, 602	50 003 307-50 003 308
Norfolk & Western 290517, 290530, 290558	50 003 309-50 003 311
NEW ROAD NUMBERS	
Chessie System* 2413, 2462, 2481	50 003 312-50 003 314
Southern Pacific 493004, 493029, 493072	50 003 315-50 003 317
Undecorated MSRP:	\$24.95
MSRP:	\$29.95



Dow Chemical



Eastman Chemical



GATX "Service Driven" Logo



Cargill



Exxon Chemical



Southern Star Lard



OCTOBER 2016 ANNOUNCEMENT | 1st QUARTER 2017 ARRIVAL

N TRAINMAN® BEER CAN TANK CAR

www.atlastrainman.com/NFreight/tmnbeercan.htm

The term "beer can tank car" came from the vague appearance of short wheelbase stub-sill tank cars. The Atlas model depicts a non-insulated 10,000 gallon tank car used for a wide variety of products ranging from chemicals to food products.

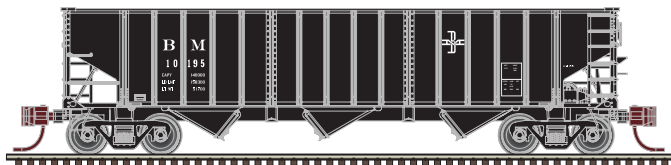
FEATURES:

- Ladder detail
- Dome detail
- Accurate painting and printing
- Ready-to-run
- AccuMate® couplers

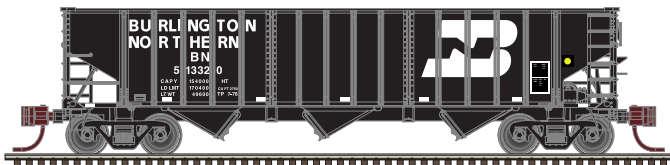
(Models shown from previous runs)

Road Name/Road Numbers	Item #
Undecorated	50 002 038
NEW ROAD NUMBERS	
Dow Chemical 10250, 10256	50 003 193-50 003 194
Eastman Chemical 250, 257	50 003 195-50 003 196
GATX "Service Driven" Logo 23839, 23842	50 003 197-50 003 198
Cargill 91377, 91386	50 003 199-50 003 200
Exxon Chemical 10226, 10235	50 003 201-50 003 202
Southern Star Lard 74410, 74419	50 003 203-50 003 204
Undecorated MSRP:	\$13.95
MSRP:	\$18.95





Boston & Maine



Burlington Northern



Rock Island



Utah Railway

NOVEMBER 2016 ANNOUNCEMENT | 2nd QUARTER 2017 ARRIVAL



N MASTER PS 2750 TRIPLE HOPPER

www.atlasrr.com/NFreight/nps2750b.htm

In the 1950s Pullman-Standard began offering new standard designs for their coal hoppers. One of these was the 70-ton three bay coal hopper with a rated volume of 2,750 cubic feet. The carbody had sixteen side posts and was available with and without heap shields. Later an 80-ton version was offered using the same length frame but having a taller body with a rated volume of 2,960 cubic feet. The cars were built from 1954-1960 (2750 cf) and 1964-1971 (2960 cf).

FEATURES:

- Fifteen panels
- Sixteen side posts
- Die-cast hopper and center sill construction
- Late 20th century prototype (New cars were built from 1954-1971)
- Optional heap shields
- Friction- or roller-bearing trucks
- Pullman-Standard Design
- Over 16,000 cars built



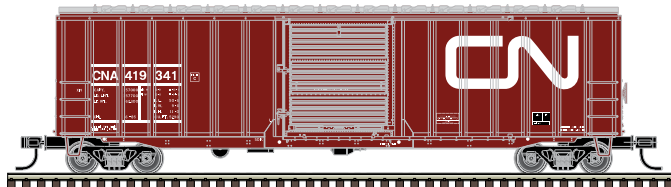
Road Name/Road Numbers	Item #
Undecorated - PS 2750 Triple Hopper	50 001 657
Undecorated - PS 2960 Triple Hopper	50 001 658
PS 2750 TRIPLE HOPPER - NEW PAINT SCHEMES	
Boston & Maine (small logo/no plate) 10003, 10052, 10076, 10102	50 003 051-50 003 054
Burlington Northern 513315, 513339, 513355, 513391	50 003 055-50 003 058
PS 2960 TRIPLE HOPPER - NEW PAINT SCHEMES	
Rock Island 9000, 9073, 9339, 9377	50 003 059-50 003 062
Utah Railway 3006, 3055, 3081, 3199	50 003 063-50 003 066
Undecorated MSRP:	\$18.95
MSRP:	\$22.95



Susquehanna



Burlington Northern



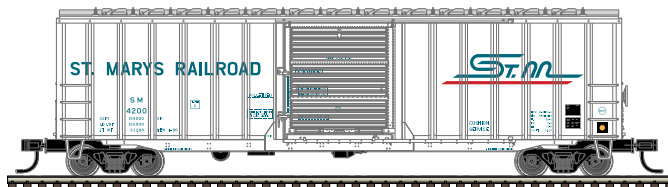
Canadian National



CSX*



Railbox (Large Logo)



St. Mary's Railroad



NOVEMBER 2016 ANNOUNCEMENT | 2nd QUARTER 2017 ARRIVAL

N TRAINMAN® ACF® 50'6" BOX CAR

www.atlastrainman.com/NFreight/tmn506boxcar.htm

In 1974, ACF® built the first box car for Railbox, a subsidiary of the Trailer Train Company. They went on to produce 5,400 50' cars over the next six years, receiving large orders from Class I railroads, shortlines and box car leasing companies. These box cars have a 50' 6" interior length designed to fit slightly larger Plate C dimensions. This yielded a capacity of nearly 5,300 cubic feet. Most of the cars were built with non-cushioned underframes.

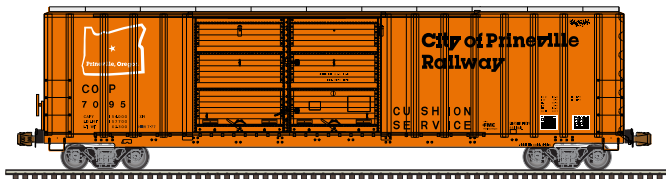
FEATURES:

- Prototypical non-terminating corrugated ends
- Diagonal paneled roof
- Single 10-foot YSD design sliding door (non-operating)
- Detailed cross-member attachment rivets on the side sills
- Weighted, detailed underframes
- True scale dimensions with accurate details
- Equipped with AccuMate® knuckle couplers

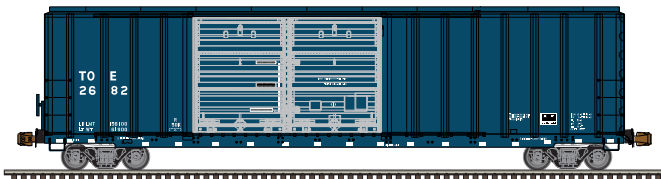
*CSX Licensed Product




Road Name/Road Numbers	Item #
Undecorated	50 003 018
NEW PAINT SCHEME	
Susquehanna 125, 140	50 003 019-50 003 020
NEW ROAD NUMBERS	
Burlington Northern 249042, 249089	50 003 021-50 003 022
Canadian National 419344, 419371	50 003 023-50 003 024
CSX* 136010, 136039	50 003 025-50 003 026
Railbox (Large Logo) 36163, 36236	50 003 027-50 003 028
St. Mary's Railroad 4200, 4222	50 003 029-50 003 030
Undecorated MSRP:	\$13.95
MSRP:	\$17.95



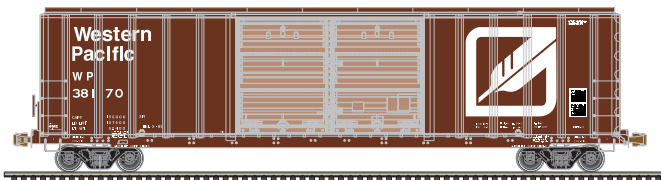
City of Prineville Railway



Texas, Oklahoma & Eastern



McCloud River



Western Pacific

DECEMBER 2016 ANNOUNCEMENT | 2nd QUARTER 2017 ARRIVAL



N MASTER FMC 5077 DOUBLE DOOR BOX CAR

www.atlasrr.com/NFreight/n5077boxcar1.htm

This is FMC's entry into the Plate B IPD (Incentive Per Diem) box car era. The design was intended to be the most "universal", interchangeable on most common railroad clearances. The cars were available with and without end-of-car cushioning, and were offered in several door configurations.

Over 4,300 cars were produced from 1975 to 1979 by FMC's Portland, Oregon plant. The cars were delivered in numerous colorful shortline paint schemes as well as the nationwide car pool fleet of Railbox. Many secondhand cars were later seen in Class 1 railroads and large leasing company fleets under additional shortline reporting marks.

Atlas model includes both double-centered and double-offset sliding doors.

FEATURES:

- Double doors
- Multiple body styles
- Body mounted couplers
- Plate B Box Car
- X-Panel Roof



Road Name/Road Numbers	Item #
Undecorated - FMC 5077 DD Box Car (Offset)	50 003 067
Undecorated - FMC 5077 DD Box Car (Centered)	50 003 068
City of Prineville Railway 7001, 7017, 7050, 7095	50 003 069-50 003 072
Texas, Oklahoma & Eastern 2682, 2782, 2788, 2879	50 003 073-50 003 076
McCloud River 2000, 2028, 2082, 2088	50 003 077-50 003 080
Western Pacific (feather) 38126, 38132, 38170, 38225	50 003 081-50 003 084
Undecorated MSRP:	\$18.95
MSRP:	\$23.95



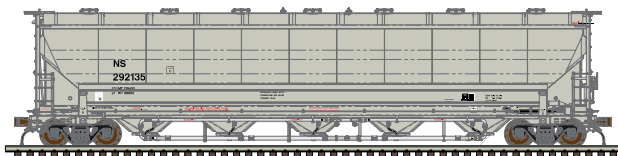
ADM (Leaf Logo)



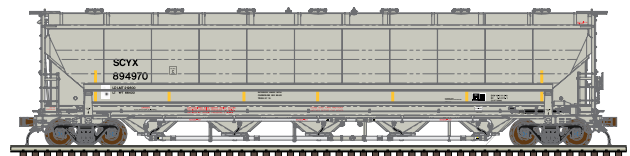
Conagra (Feeding America-1)



Conagra (Feeding America-2)



Norfolk Southern



First Union (SCYX)



DECEMBER 2016 ANNOUNCEMENT | 2nd QUARTER 2017 ARRIVAL

N MASTER TRINITY 5660 COVERED HOPPER

www.atlasrr.com/NFreight/ntrinity5660.htm

The 5660 Pressure Differential (PD) Covered Hopper was introduced in 1999 by Thrall Industries, as the most advanced design in the evolution of Pressure Differential Covered Hopper, a special breed within the covered hopper family. Production still continues today under the TrinityRail brand, following Trinity's purchase of Thrall, with nearly 4,000 examples already built.

FEATURES:

- Ready-to-run
- Injection-molded plastic
- Fine-scale detail
- Separately applied trainline air hoses
- Separately applied wire cut levers
- Etched-metal brake roofwalks
- Crisp painting/printing
- Body-mounted knuckle couplers

A donation for every Conagra "Feeding America" car will be made to the Community Food Bank of New Jersey (<http://www.cfbnj.org/>)

Road Name/Road Numbers

Road Name/Road Numbers	Item #
Undecorated	50 003 237
ADM (Leaf Logo)	50 003 238-50 003 249
56001, 56010, 56022, 56031, 56045, 56058, 56062, 56070, 56074, 56084, 56096, 56100	
Conagra (Feeding America-1) 8173, 8174, 8175	50 003 250-50 003 252
Conagra (Feeding America-2) 8176, 8177, 8178	50 003 253-50 003 255
Norfolk Southern	50 003 256-50 003 267
292135, 292139, 292146, 292148, 292152, 292157, 292161, 292166, 292177, 292180, 292191, 292199	
First Union (SCYX)	50 003 268-50 003 279
894900, 894909, 894912, 894919, 894923, 894930, 894938, 894956, 894961, 894962, 894969, 894970	

Undecorated MSRP:

\$29.95

MSRP:

\$34.95

