


Chicago & North Western (Safety Yellow)




Norfolk Southern



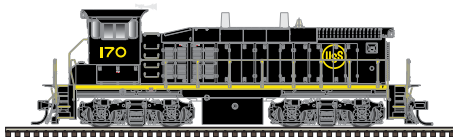
Seaboard System*




Southern Railway of British Columbia



Union Railroad



US Steel



N de M ⌘



TFM ⌘

1st QUARTER 2016 ARRIVAL



N MASTER MP15DC LOCOMOTIVE

www.atlasrr.com/NLoco/nmp15f.htm

To Order Online: <http://shop.atlasrr.com/c-620-n111.aspx>

The MP15DC is a versatile locomotive that is employed by both large and small railroads across North America in road freight and yard switching duties. It was also purchased by several non-railroad corporations for use in plant switching service.

Atlas' model includes the three different styles of long hood that were common to the MP15DC throughout production: standard hood, hood with square air filter box and hood with angled air filter box (the air filter box is located in the area immediately ahead of the cab). In addition, various styles of hood and cab-end sand boxes are being offered.

FEATURES:

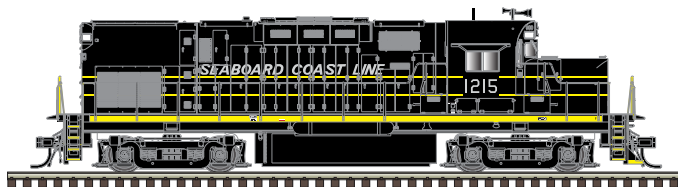
- Separately-applied roof detail
- Painted safety rails
- Dual flywheels
- Directional lighting
- Blackened metal wheels
- Scale Speed™ motor
- Factory-installed AccuMate® magnetic knuckle couplers
- Many different railroad-specific details
- Separately-applied coupler cut levers



| Road Name/Road Numbers | Analog Item # | Digital Item # |
|---|-----------------------|-----------------------|
| Undecorated - Standard hood | 40 002 520 | _____ |
| Undecorated - Square air filter box | 40 002 521 | _____ |
| Undecorated - Tapered air filter box | 40 002 522 | _____ |
| NEW PAINT SCHEMES | | |
| Chicago & North Western 1308, 1311, 1316 | 40 002 523-40 002 525 | 40 002 543-40 002 545 |
| Norfolk Southern 2406, 2422, 2432 | 40 002 526-40 002 528 | 40 002 546-40 002 548 |
| Seaboard System* 5030, 5031 | 40 002 529-40 002 530 | 40 002 549-40 002 550 |
| Southern Railway of British Columbia 151, 153 | 40 002 531-40 002 532 | 40 002 551-40 002 552 |
| Union Railroad 22, 23, 33 | 40 002 533-40 002 535 | 40 002 553-40 002 555 |
| US Steel 170 | 40 002 536 | 40 002 556 |
| NdeM ⌘ 8805, 8837, 8849 | 40 002 537-40 002 539 | 40 002 557-40 002 559 |
| TFM ⌘ 1026, 1030, 1034 | 40 002 540-40 002 542 | 40 002 560-40 002 562 |
| MSRP: | \$124.95 | \$159.95 |

*CSX Licensed Product

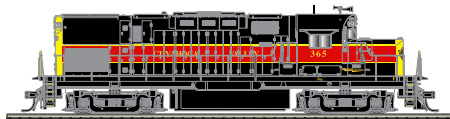
⌘ = Prototype is an SW1504 which is similar in appearance to the MP15DC model




Seaboard Coast Line*†



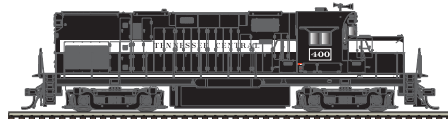
Lehigh & Hudson River‡



Cuyahoga Valley Scenic‡




Guilford (Delaware & Hudson)




Tennessee Central

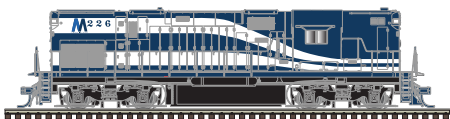
NEW PAINT SCHEMES & ROAD NUMBERS!



Norfolk & Western‡



Norfolk & Western (w/ NW)‡



Long Island (Blue Wave Scheme) †



Long Island (Red Wave Scheme) †



Louisville & Nashville*

N SCALE

2nd QUARTER 2016 ARRIVAL

N MASTER C420 LOCOMOTIVE

www.atlasrr.com/NLoco/nc420e.htm

To Order Online: <http://shop.atlasrr.com/c-632-n123.aspx>

This run of Atlas C420 Locomotives feature Phase 2 versions, featuring both Low & High Nose models.

FEATURES:

- Flat or "step" pilots used where appropriate
- Long hood with or without dynamic brake used where appropriate
- 3,100 or 2,400 gallon fuel tank used when appropriate per road name
- Separately-applied coupler cut levers
- Factory installed AccuMate® magnetic couplers
- NCE Decoders
- Dual flywheels
- Blackened metal wheels
- Painted safety rails
- Directional lighting
- Scale Speed™ motor

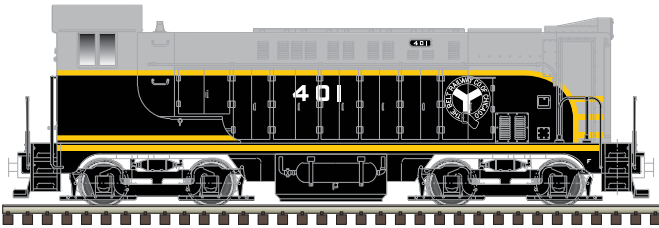
ATLAS/NCE N-SCALE DECODERS OFFER THE FOLLOWING CAPABILITIES:

- Both short and long addresses can be programmed on main line (Ops Mode)
- Silent Running™ motor drive*
- Torque Compensation for ultra smooth low speed performance
- Programmable Start, Mid and Maximum speed CVs that work in all speed modes
- Four function outputs with lighting effects generators that allow you to select from 15 different lighting behaviors (Ditch lights, Mars light, strobes, beacon, flicker, etc)

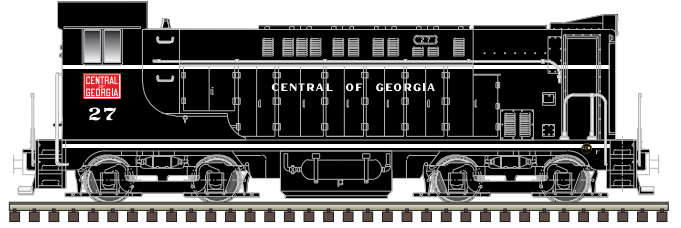
* Silent Running is a registered trademark of NCE Corporation

† CSX Licensed Product ‡ includes dynamic brake detail † AAR type B trucks

| Road Name/Road Numbers | Analog Item # | Digital Item # |
|--|-----------------------|-----------------------|
| C420 PH.2A LOW NOSE LOCOMOTIVE | | |
| Undecorated (w/o nose light, w/ DB) | 40 002 326 | _____ |
| NEW PAINT SCHEMES | | |
| Seaboard Coast Line*‡ 1215, 1224, 1236 | 40 002 327-40 002 329 | 40 002 351-40 002 353 |
| C420 PH.2B LOW NOSE LOCOMOTIVE | | |
| Undecorated (w/o nose light, w/ DB) | 40 002 330 | _____ |
| NEW ROAD NUMBERS | | |
| Lehigh & Hudson River‡ 23, 28 | 40 002 331-40 002 332 | 40 002 354-40 002 355 |
| NEW PAINT SCHEMES | | |
| Cuyahoga Valley Scenic‡ 365 | 40 002 333 | 40 002 356 |
| Guilford (Delaware & Hudson) 420 | 40 002 334 | 40 002 357 |
| Tennessee Central 400, 401 | 40 002 335-40 002 336 | 40 002 358-40 002 359 |
| C420 PH.2A HIGH NOSE LOCOMOTIVE | | |
| Undecorated (w/ DB) | 40 002 337 | _____ |
| NEW PAINT SCHEMES | | |
| Norfolk & Western‡ 413, 417 | 40 002 338-40 002 339 | 40 002 360-40 002 361 |
| Norfolk & Western (w/ NW) ‡ 415, 416 | 40 002 340-40 002 341 | 40 002 362-40 002 363 |
| C420 PH.2B HIGH NOSE LOCOMOTIVE | | |
| Undecorated (w/o DB) | 40 002 342 | _____ |
| NEW PAINT SCHEMES | | |
| Long Island (Blue Wave Scheme) 224, 226, 229 | 40 002 343-40 002 345 | 40 002 364-40 002 366 |
| Long Island (Red Wave Scheme) 222, 225, 227 | 40 002 346-40 002 348 | 40 002 367-40 002 369 |
| Louisville & Nashville* 1318, 1319 | 40 002 349-40 002 350 | 40 002 370-40 002 371 |
| MSRP: | \$129.95 | \$164.95 |




Belt Railway of Chicago




Central of Georgia




Chicago & North Western



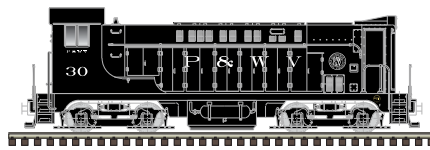
Detroit Terminal Railroad




Great Northern



New York Central*



Pittsburgh & West Virginia



Southern Pacific

2nd QUARTER 2016 ARRIVAL



N MASTER VO-1000 LOCOMOTIVE

www.atlasrr.com/NLoco/nvo1000c.htm

To Order Online: <http://shop.atlasrr.com/c-758-n91.aspx>

The VO-1000 locomotive was one of Baldwin Locomotive Works 1,000 horsepower workhorses that could be found on duty anywhere from Class One rail yards, all the way to being the main power for shortline and industrial railroads across the country. There were 548 units produced between 1939 and 1946 for a large array of railroads in the United States. While most railroad's orders for the VO-1000 did not exceed the single digits, railroads such as the Santa Fe, Burlington Route, Frisco, Southern Pacific and the United States Navy all invested in large quantities of the locomotive.



FEATURES:

- NCE Decoders
- Directional lighting
- Step guards and exhaust stacks as appropriate per railroad
- Blackened metal wheels
- Factory-equipped with AccuMate® knuckle couplers
- Slower speed motor for closer to scale speeds
- (Note: You cannot convert these locomotives to Rapido couplers.)

*CSX Licensed Product

| Road Name/Road Numbers | Analog Item # | Digital Item # |
|------------------------------------|-----------------------|-----------------------|
| Undecorated w/ Step Guards | 40 000 601 | _____ |
| Undecorated w/o Step Guards | 40 000 602 | _____ |
| NEW PAINT SCHEMES | | |
| Belt Railway of Chicago 401, 402 | 40 002 571-40 002 572 | 40 002 585-40 002 586 |
| Central of Georgia 26, 27 | 40 002 573-40 002 574 | 40 002 587-40 002 588 |
| Chicago & North Western 1037, 1039 | 40 002 575-40 002 576 | 40 002 589-40 002 590 |
| Detroit Terminal Railroad 101, 102 | 40 002 577-40 002 578 | 40 002 591-40 002 592 |
| Great Northern 5332, 5333 | 40 002 579-40 002 580 | 40 002 593-40 002 594 |
| New York Central* 9300 | 40 002 581 | 40 002 595 |
| Pittsburgh & West Virginia 30 | 40 002 582 | 40 002 596 |
| Southern Pacific 1325, 1327 | 40 002 583-40 002 584 | 40 002 597-40 002 598 |
| MSRP: | \$114.95 | \$149.95 |



Central Vermont



Duluth, Winnepeg & Pacific



Seaboard Coast Line*



Delaware & Hudson




Toledo, Peoria & Western



Pennsylvania



New Haven



Nickel Plate Road



2nd QUARTER 2016 ARRIVAL

N MASTER RS-11 LOCOMOTIVE

www.atlasrr.com/NLoco/nrs11d.htm

To Order Online: <http://shop.atlasrr.com/c-622-n112.aspx>

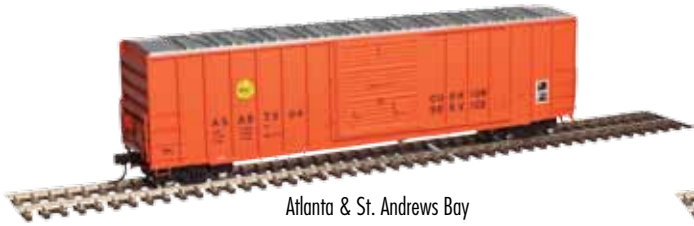
The first RS-11s were produced by Alco in early 1956. This locomotive, classified by Alco as model DL-701, was their replacement for the very popular RS-3 road-switcher. Featuring a V-12, 1,800hp 251B diesel engine, the RS-11 was Alco's answer to EMD's very successful GP9. The turbocharged RS-11 accelerated faster, had a higher tractive effort rating and typically used less fuel than the competition. It was also quite versatile and could be found in heavy haul freight as well as passenger service.

NEW PAINT SCHEMES & ROAD NUMBERS!

FEATURES:

- Full pilots
- AccuMate® couplers
- Golden-white LEDs
- Separate handrails and side sill
- Correct wheelbase
- Available DCC Ready & DCC Equipped

| Road Name/Road Numbers | Analog Item # | Digital Item # |
|---------------------------------------|-----------------------|-----------------------|
| Undecorated | 40 002 599 | 40 002 616 |
| NEW PAINT SCHEMES | | |
| Central Vermont 3609, 3613 | 40 002 600-40 002 601 | 40 002 617-40 002 618 |
| Delaware & Hudson 5001, 5002 | 40 002 602-40 002 603 | 40 002 619-40 002 620 |
| Duluth, Winnepeg & Pacific 3601, 3604 | 40 002 604-40 002 605 | 40 002 621-40 002 622 |
| Pennsylvania 7617, 7634 | 40 002 606-40 002 607 | 40 002 623-40 002 624 |
| Seaboard Coast Line* 1202, 1206 | 40 002 608-40 002 609 | 40 002 625-40 002 626 |
| Toledo, Peoria & Western 400, 401 | 40 002 610-40 002 611 | 40 002 627-40 002 628 |
| NEW ROAD NUMBERS | | |
| New Haven 1411, 1414 | 40 002 612-40 002 613 | 40 002 629-40 002 630 |
| Nickel Plate Road 856, 864 | 40 002 614-40 002 615 | 40 002 631-40 002 632 |
| MSRP: | \$124.95 | \$164.95 |



Atlanta & St. Andrews Bay



Atlantic and Western



Burlington Northern



Railbox



Cadiz Railroad



Escanaba & Lake Superior



Lake Erie, Franklin & Clarion



Port Huron & Detroit

1st QUARTER 2016 ARRIVAL



N MASTER FMC 5077 SINGLE DOOR BOX CAR

www.atlasrr.com/NFreight/n5077boxcar.htm

To Order Online: <http://shop.atlasrr.com/c-1357-n155.aspx>

This is FMC's entry into the Plate B IPD (Incentive Per Diem) box car era. The design was intended to be the "most universal", interchangeable on most common railroad clearances. The cars were available with and without end-of-car cushioning, and were offered in several door configurations.

Over 4,300 cars were produced from 1975-1979 by FMC's Portland, Oregon plant. The cars were delivered in numerous colorful shortline paint schemes, as well as the nationwide car pool fleet of Railbox. Many secondhand cars were later seen in Class 1 railroads and large leasing company fleets under additional shortline reporting marks.

This new Atlas N scale model includes early and late body styles with single doors.

FEATURES:

- Single Sliding Door
- Multiple body styles
- Wire grabs
- Etched parts
- Plate B Box Car
- X-Panel Roof

(HO photos shown)



| Road Name/Road Numbers | Item # |
|--|-----------------------|
| NEW MODEL | |
| Undecorated - Early | 50 002 403 |
| Undecorated - Late | 50 002 404 |
| Atlanta & St. Andrews Bay 7004, 7040, 7077 | 50 002 405-50 002 407 |
| Atlantic and Western 35014, 35035, 35043 | 50 002 408-50 002 410 |
| Burlington Northern 249918, 249966, 249999 | 50 002 411-50 002 413 |
| Railbox 17756, 18020, 18180 | 50 002 414-50 002 416 |
| Cadiz Railroad 1001, 1050, 1055 | 50 002 417-50 002 419 |
| Escanaba & Lake Superior 9000, 9015, 9019 | 50 002 420-50 002 422 |
| Lake Erie, Franklin & Clarion 1010, 1012, 1022 | 50 002 423-50 002 425 |
| Port Huron & Detroit 1000, 1016, 1066 | 50 002 426-50 002 428 |
| Undecorated MSRP: | \$18.95 |
| MSRP: | \$23.95 |



Bend Millwork Company



Minneapolis, Northfield & Southern




Burlington Northern



Brooks Scanlon



Alaska



Roscoe, Snyder & Pacific



Fox River Valley



States Veneer



1st QUARTER 2016 ARRIVAL

N MASTER EVANS 53' DOUBLE PLUG DOOR BOX CAR

www.atlasrr.com/NFreight/nevans8.htm

To Order Online: <http://shop.atlasrr.com/c-691-n39.aspx>

The innovative Evans 53' Double Plug Door helped shippers protect their loads not only from outside elements, but increases and decreases in temperature as well. Their heavy insulation kept inside temperatures at even levels while the cushioned draft gear protected loads from damage. Manufacturing of these cars began in in the late 1960s and continued through the 70's at Evans' Blue Island Plant, just south of Chicago. Major commodities carried by these cars included food (Beverages and canned goods) and lumber products, although they were also used to haul other temperature sensitive items. The Atlas 53' Evans Double Plug Door boxcar would look right at home on your layout hauling a load of veneer out of Oregon, delivering that important load to a beverage distributor, or expediting a load of canned goods. Don't let your facilities shut down by missing out on the Atlas 53' Evans Double Plug Door boxcar!

FEATURES:


- 70-ton roller-bearing trucks
- Ready-to-run
- Roof overspray
- AccuMate® couplers




| Road Name/Road Numbers | Item # |
|---|-----------------------|
| Undecorated | 50 002 283 |
| NEW ROAD NUMBERS | |
| Bend Millwork Company 17050, 17060 | 50 002 284-50 002 285 |
| Burlington Northern 750002, 750022 | 50 002 286-50 002 287 |
| Minneapolis, Northfield & Southern 50066, 50536 | 50 002 288-50 002 289 |
| NEW PAINT SCHEMES | |
| Alaska 10801, 10806 | 50 002 290-50 002 291 |
| Brooks Scanlon 17000, 17009 | 50 002 292-50 002 293 |
| Fox River Valley 13116, 13110 | 50 002 294-50 002 295 |
| Roscoe, Snyder & Pacific 2032, 2035 | 50 002 296-50 002 297 |
| States Veneer 10370, 10372 | 50 002 298-50 002 299 |
| Undecorated MSRP: | \$13.95 |
| MSRP: | \$18.95 |



Kansas City Southern



Conrail



Burlington Northern



Reading, Blue Mountain & Northern



Pennsylvania Power & Light



Santa Fe

1st QUARTER 2016 ARRIVAL



N TRAINMAN[®] 90 TON HOPPER

www.atlastrainman.com/NFreight/tmn90ton.htm

To Order Online: <http://shop.atlasrr.com/c-638-n13.aspx>

The Atlas 90-ton hopper is one of the more ubiquitous coal hopper cars in North America. The model fits most three bay 90- and 100-ton coal hoppers built for railroads and private carriers during the 1960s-1980s (and many still running into the 21st century.)

FEATURES:

- Colorful painting and printing
- Equipped with AccuMate[®] operating knuckle couplers



| Road Name/Road Numbers | Item # |
|--|-----------------------|
| Undecorated | 50 002 037 |
| NEW PAINT SCHEME | |
| Kansas City Southern 224006, 224060, 224088 | 50 002 366-50 002 368 |
| NEW ROAD NUMBERS | |
| Burlington Northern 527609, 527665, 527790 | 50 002 369-50 002 371 |
| Conrail 490410, 490427, 490442 | 50 002 372-50 002 374 |
| Pennsylvania Power & Light 709, 715, 735 | 50 002 375-50 002 377 |
| Reading, Blue Mountain & Northern 7410, 7414, 7427 | 50 002 378-50 002 380 |
| Santa Fe 81063, 81104, 81099 | 50 002 381-50 002 383 |
| Undecorated MSRP: | \$14.95 |
| MSRP: | \$19.95 |



**N
SCALE**

1st QUARTER 2016 ARRIVAL

N TRAINMAN® 3560 COVERED HOPPER

www.atlastrainman.com/NFreight/tmn3560.htm

To Order Online: <http://shop.atlasrr.com/c-673-n212.aspx>

The three-compartment ACF® 3560 Center Flow Covered Hopper was designed for the transport of high-density dry bulk ladings of 50 – 60 pounds per cubic foot. Examples of these commodities include salt, fertilizer, starch, bauxite, and clay. The 100-ton car was designed to fit into the smallest modern plate diagram dimensions, Plate B.


**NEW PAINT
SCHEMES &
ROAD NUMBERS!**

FEATURES:

- V-frame ends
- Side sheet weld seams
- Roping staples
- Five roof hatches
- Body mounted brake gear
- True scale dimensions with accurate details
- Weighted, detailed underframes
- Equipped with AccuMate® knuckle couplers

**CSX Licensed Product (HO photos shown)
± paint scheme is accurate for similar 3-Bay Covered Hopper Car*

| Road Name/Road Numbers | Item # |
|--|-----------------------|
| Undecorated | 50 001 882 |
| NEW ROAD NUMBERS | |
| Chessie System* 601300, 601366 | 50 002 271-50 002 272 |
| FMC 64142, 64150 | 50 002 273-50 002 274 |
| NEW PAINT SCHEMES | |
| Canpotex± 20315, 20359 | 50 002 275-50 002 276 |
| Canadian National (ICG) 776402, 776404 | 50 002 277-50 002 278 |
| Potash Corp± 1692, 1759 | 50 002 279-50 002 280 |
| Southern± 98895, 99001 | 50 002 281-50 002 282 |
| Undecorated MSRP: | \$14.95 |
| MSRP: | \$19.95 |



1st QUARTER 2016 ARRIVAL



N TRAINMAN® C&O CUPOLA CABOOSE

www.atlastrainman.com/NFreight/tmncaboose.htm

To Order Online: <http://shop.atlasrr.com/c-648-n138.aspx>

The first all-steel cabooses built for the Chesapeake & Ohio Railroad were produced in 1937 by the Magor Car Corporation in Clifton, N.J. Magor, along with St. Louis Car Company and ACF, ultimately built a total of 350 cabooses for the C&O using a similar design. The last were produced in 1949. Through subsequent rebuilding and modernization, many remained in service through the end of regular caboose usage in the 1980s. Cabooses of a similar design were also built for Pere Marquette, Missouri Pacific and Chicago & Eastern Illinois.

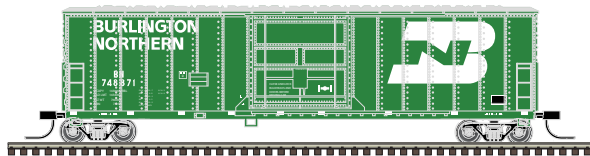
NEW PAINT SCHEMES!

FEATURES:

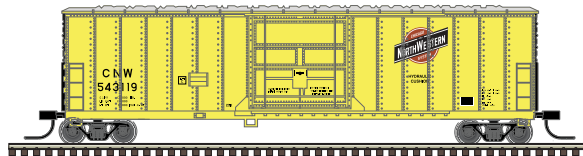
- Crisply molded body detail
- Weighted, detailed underframe
- Equipped with AccuMate® knuckle couplers
- Window glazing

*CSX Licensed Product

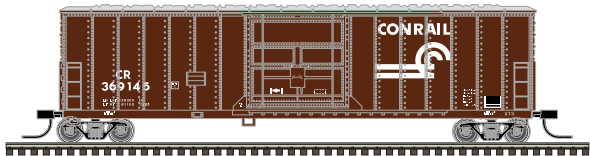
| Road Name/Road Numbers | Item # |
|------------------------------------|-----------------------|
| Undecorated | 50 002 578 |
| NEW PAINT SCHEMES | |
| Algoma Central 9607, 9609 | 50 002 579-50 002 580 |
| Black River & Western 35 | 50 002 581 |
| Genesee Valley Transportation 4810 | 50 002 582 |
| Family Lines* 0782, 0826 | 50 002 583-50 002 584 |
| Jersey Central 91508, 91513 | 50 002 585-50 002 586 |
| Lehigh Valley 95016, 95067 | 50 002 587-50 002 588 |
| Norfolk Southern 365, 367 | 50 002 589-50 002 590 |
| Reading & Northern 477514 | 50 002 591 |
| Southern X255, X256 | 50 002 592-50 002 593 |
| Union Pacific 903002, 903003 | 50 002 594-50 002 595 |
| Union Railroad C-4, C-25 | 50 002 596-50 002 597 |
| Undecorated MSRP: | \$15.95 |
| MSRP: | \$21.95 |



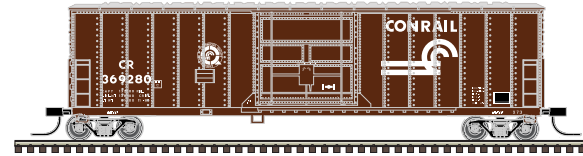
Burlington Northern



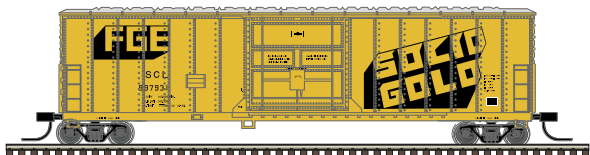
Chicago & North Western



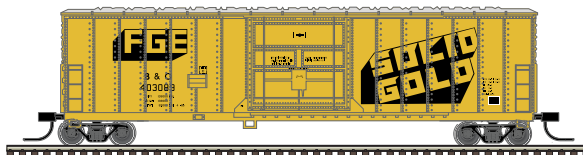
Conrail



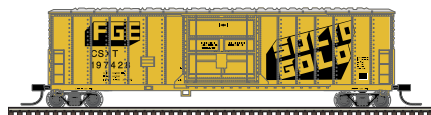
Conrail "Continuous Quality Improvement"



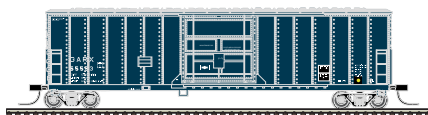
Seaboard Coast Line "Solid Gold"*



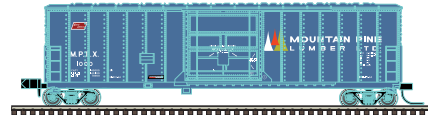
Baltimore & Ohio "Solid Gold"*



CSX "Solid Gold"*



GARX



Mountain Pine Lumber



2nd QUARTER 2016 ARRIVAL

N MASTER N FGE 50' BOX CAR

www.atlasrr.com/NFreight/nfgeboxcar4.htm

To Order Online: <http://shop.atlasrr.com>

In the 1950s, FGE started to build 40' and 50' insulated box cars for lease to its member railroads. Sometimes called "grocery cars", these box cars carried a wide variety of reporting marks. These cars lacked refrigerating equipment but were insulated well enough to keep loads cool even on warm days.

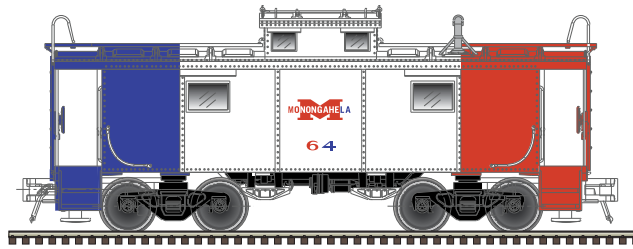
NEW PAINT SCHEMES & ROAD NUMBERS!

FEATURES:

- AccuMate® operating knuckle couplers
- Scale detail

*CSX Licensed Product

| Road Name/Road Numbers | Item # |
|--|-----------------------|
| Undecorated | 50 001 344 |
| NEW ROAD NUMBERS | |
| Burlington Northern 748871, 748879 | 50 002 518-50 002 519 |
| Chicago & North Western 543049, 543119 | 50 002 520-50 002 521 |
| Conrail 369145, 369167 | 50 002 522-50 002 523 |
| Conrail "Continuous Quality Improvement" 369280 | 50 002 524 |
| Seaboard Coast Line "Solid Gold"* 997931, 997939 | 50 002 525-50 002 526 |
| NEW PAINT SCHEMES | |
| Baltimore & Ohio "Solid Gold"* 403068, 403089 | 50 002 527-50 002 528 |
| CSX "Solid Gold"* 197428, 197447 | 50 002 529-50 002 530 |
| GARX 55550, 55553 | 50 002 531-50 002 532 |
| Mountain Pine Lumber 1000, 1002 | 50 002 533-50 002 534 |
| Undecorated MSRP: | \$13.95 |
| MSRP: | \$18.95 |



Monongahela Bicentennial



Conrail



Family Lines (CRR)*



New Haven



Norfolk & Western



Penn Central



Susquehanna

2nd QUARTER 2016 ARRIVAL



N MASTER NE-6 CABOOSE

www.atlasrr.com/NFreight/nne6caboose5.htm

To Order Online: <http://shop.atlasrr.com/c-615-n108.aspx>

This Atlas N scale model is based upon a standard caboose design of the International Car Company of Kenton, Ohio that was used in the 1940s. It is typically associated with the New Haven Railroad but this body style was in fact used by other rail lines as well. The cabooses showed real longevity and were found in operation well into the diesel era.

**NEW PAINT
SCHEMES &
ROAD NUMBERS!**

FEATURES:


- Ready-to-run
- Finely detailed end rails, smokestack and ladders
- Brake line detail
- Weighted chassis
- Friction-bearing or roller-bearing caboose trucks as appropriate
- Factory-equipped with AccuMate® couplers
- Accurate painting and printing
- Railroad specific features

Two different body styles:

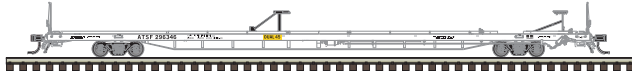
- New Haven Body Style: windows spaced closer to the cupola
- Nickel Plate Body Style: windows spaced further from the cupola

*CSX Licensed Product


| Road Name/Road Numbers | Item # |
|----------------------------------|-----------------------|
| Undecorated - NH Style | 50 002 503 |
| Undecorated - NKP Style | 50 002 504 |
| NEW ROAD NUMBERS | |
| Conrail 19813, 23513 | 50 002 505-50 002 506 |
| Family Lines (CRR)* 1079, 1080 | 50 002 507-50 002 508 |
| New Haven C-663, C-707 | 50 002 509-50 002 510 |
| Norfolk & Western 557729, 557732 | 50 002 511-50 002 512 |
| Penn Central 19800, 19802 | 50 002 513-50 002 514 |
| Susquehanna 0114, 0117 | 50 002 515-50 002 516 |
| NEW PAINT SCHEME | |
| Monongahela Bicentennial 64 | 50 002 517 |
| Undecorated MSRP: | \$19.95 |
| MSRP: | \$28.95 |



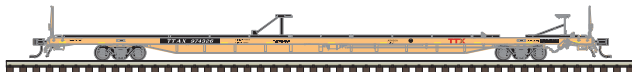
Alaska++



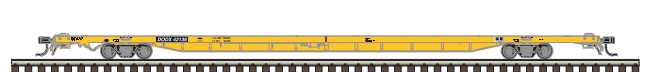
Santa Fe



Rio Grande++



TTX (Pennsy Heritage)



Department of Defense



Union Pacific MW



Florida East Coast



2nd QUARTER 2016 ARRIVAL

N MASTER 89' FLAT CAR

www.atlasrr.com/NFreight/n89flatcar3.html

To Order Online: <http://shop.atlasrr.com/c-662-n152.aspx>

The ACF® 89' 4" flat car was introduced in the late 60s as a result of a continuing need for more intermodal platform capacity. The Atlas model is based on the 1973 version that was originally designed to carry two trailers or combinations with containers. The cars have been used by Trailer Train and various railroads in intermodal service since that time. Many of these were modified in the late 80s to accept longer trailers. Most of those remaining in TTX service, today, have been modified with three hitches to accommodate up to three shorter package trailers.



FEATURES:

- Based on ACF® plans
- Two different styles of hitch
- Container pedestals
- Correct model year jack pads
- Recommended 13" radius minimum
- AccuMate® couplers

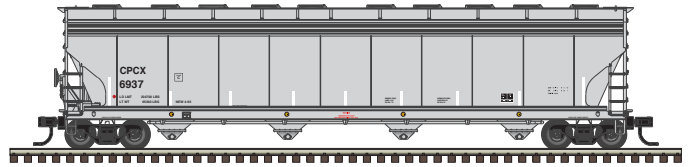
++ Alternate history paint scheme

| Road Name/Road Numbers | Item # |
|--|-----------------------|
| Undecorated - Mid/End Hitches | 50 002 554 |
| Undecorated - Containers | 50 002 555 |
| Undecorated - Triple Hitches | 50 002 556 |
| NEW PAINT SCHEMES | |
| Alaska++ 19501, 19506, 19514 | 50 002 557-50 002 559 |
| Santa Fe 296346, 296427, 296440 | 50 002 560-50 002 562 |
| Rio Grande++ 105004, 105014, 105024 | 50 002 563-50 002 565 |
| TTX (Pennsy Heritage) 974326, 974377, 974526 | 50 002 566-50 002 568 |
| Department of Defense 42002, 42087, 42113 | 50 002 569-50 002 571 |
| Union Pacific MW 1648, 1860, 1870 | 50 002 572-50 002 574 |
| Florida East Coast 2490, 2513, 2569 | 50 002 575-50 002 577 |


Undecorated MSRP: \$22.95
MSRP: \$27.95




Norchem



Chevron Phillips Chemical



Georgia Gulf Plaquemine Div.



Oxy Vinyls




Dependable Feeds



Penn Central



Southern Pacific++



GE Railcar (USLX)

2nd QUARTER 2016 ARRIVAL



N MASTER 5701/5800 PLASTICS/GRAIN HOPPER

www.atlasrr.com/NFreight/n5701d.htm

To Order Online: <http://shop.atlasrr.com/c-738-n725.aspx>

The 5701 cubic foot covered hopper was introduced in the early Seventies for transporting bulk plastic pellets. Since 1972 ACF has built nearly 15,000 cars. Most of these were acquired by private companies including leasing companies, chemical companies, oil companies, and plastics companies.

The 5800 cubic foot covered hopper evolved from the earlier 5701 for transporting bulk plastic pellets. Most of these were acquired by private companies including leasing companies, chemical companies, oil companies and plastics companies.

FEATURES:

- Eight or nine full-width panel body as appropriate
- Etched metal roof walks
- Ten 20" hatches or two continuous hatch designs as appropriate
- Longitudinal or transverse mounted air reservoir as appropriate
- Pneumatic or gravity outlets as appropriate
- Blackened metal wheels
- Accurate painting and printing
- 100-ton roller-bearing trucks and body mounted AccuMate® couplers with screw-attached coupler pockets.

++ Alternate history paint scheme

Road Name/Road Numbers

Item #

ACF 5701/5800 PLASTICS HOPPER

Undecorated - 5701 Plastics Hopper

50 000 011

NEW PAINT SCHEMES

Norchem 6001, 6010, 6015

50 002 458-50 002 460

Chevron Phillips Chemical 6937, 7017, 7059

50 002 461-50 002 463

Georgia Gulf Plaquemine Div. 1077, 100, 1184

50 002 464-50 002 466

Oxy Vinyls 1602, 1691, 1757

50 002 467-50 002 469

ACF 5701 GRAIN HOPPER

Undecorated - 5701 Grain Hopper

50 000 068

NEW PAINT SCHEMES

Dependable Feeds 1010, 1031, 1053

50 002 470-50 002 472

Penn Central 892023, 892099, 892182

50 002 473-50 002 475

Southern Pacific++ 498000, 498032, 498199

50 002 476-50 002 478

GE Railcar (USLX) 5810, 5815, 5851

50 002 479-50 002 481

Undecorated MSRP:

\$19.95

MSRP:

\$25.95





Preferred Pool 45'



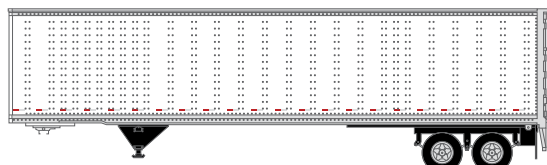
Vermont Railway




Xtra Intermodal



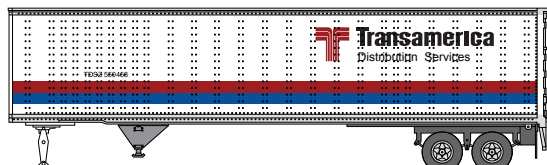
Xtra Lease




Unlettered w/Reflective Stripes



Seaboard System*



Transamerica Distribution TDSZ



Xtra Intermodal USAZ



2nd QUARTER 2016 ARRIVAL

N MASTER 45' PINES TRAILERS

www.atlasrr.com/NFreight/ntrailers7.htm
 To Order Online: <http://shop.atlasrr.com/c-693-n41.aspx>

In today's economy, there are strong demands to move freight faster and more efficiently. Atlas' N 45' Pines Trailer will get the job done on your railroad. Built in true scale dimensions, the model has extremely accurate painting and printing.

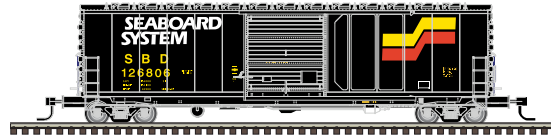
FEATURES:

- Two sets of landing gear- fully extended or retracted
- Hinges and latches
- Rivets
- Rear bumper detail

*CSX Licensed Product



| Road Name/Road Numbers | Item # |
|--|-----------------------|
| Undecorated | 50 002 598 |
| NEW ROAD NUMBERS | |
| Preferred Pool 45' AVAZ 254325, AVAZ 254334 | 50 002 599-50 002 600 |
| Vermont Railway VTRZ 237770, VTRZ 237790 | 50 002 601-50 002 602 |
| Xtra Intermodal XTRZ 221133, XTRZ 221045 | 50 002 603-50 002 604 |
| Xtra Lease UPSZ 850042, UPSZ 850205 | 50 002 605-50 002 606 |
| NEW PAINT SCHEMES | |
| Unlettered w/Reflective Stripes | 50 002 607 |
| Seaboard System* SBDZ 233005, SBDZ 233032 | 50 002 608-50 002 609 |
| Transamerica Distribution TDSZ 550458, TDSZ 550450 | 50 002 610-50 002 611 |
| Xtra Intermodal USAZ 235119, USAZ 235132 | 50 002 612-50 002 613 |
| Undecorated MSRP: | \$14.95 |
| MSRP: | \$19.95 |



Seaboard System*



Louisville & Nashville*



Missouri-Kansas-Texas



Western Maryland*



Norfolk Southern



Rock Island



Frisco



Illinois Terminal



Conrail "PCA"

2nd QUARTER 2016 ARRIVAL



N MASTER 50' PRECISION DESIGN BOX CAR

www.atlasrr.com/NFreight/npreboxcar8.htm

To Order Online: <http://shop.atlasrr.com/c-761-n94.aspx>

Built by ACF® in the late 1960s and early 1970s, this ready-to-run model comes in both smooth side and rib side versions as per the prototype.

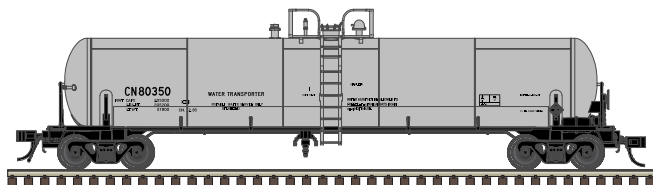
NEW PAINT SCHEMES & ROAD NUMBERS!

FEATURES:

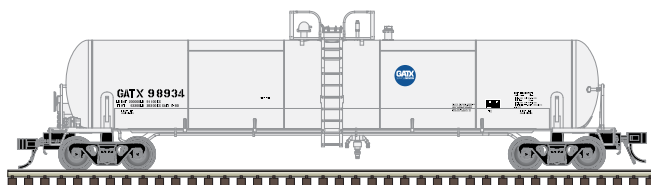
- A prototypically detailed body with realistic ladders, brake wheel and see-through end crossover walkway
- Detailed die-cast metal underframe
- Separate brake system
- Air reservoir
- AccuMate® couplers.
- 70-ton roller-bearing trucks
- Accurate painting and printing

*CSX Licensed Product

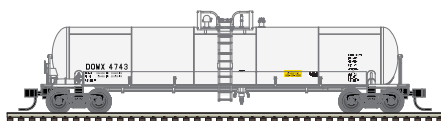
| Road Name/Road Numbers | Item # |
|--|-----------------------|
| SMOOTH SIDE BOX CARS | |
| Undecorated | 50 002 537 |
| NEW PAINT SCHEME | |
| Seaboard System* 126802, 126806 | 50 002 535-50 002 536 |
| NEW ROAD NUMBERS | |
| Louisville & Nashville* 102720, 102931 | 50 002 538-50 002 539 |
| Missouri-Kansas-Texas 2022, 2066 | 50 002 540-50 002 541 |
| Western Maryland* 35190, 35204 | 50 002 542-50 002 543 |
| RIB SIDE BOX CARS | |
| Undecorated | 50 001 284 |
| NEW PAINT SCHEME | |
| Conrail "PCA" 166264, 166671 | 50 002 544-50 002 545 |
| NEW ROAD NUMBERS | |
| Norfolk Southern 2104, 2130 | 50 002 546-50 002 547 |
| Rock Island 36109, 36114 | 50 002 548-50 002 549 |
| Frisco 42040, 42200 | 50 002 550-50 002 551 |
| Illinois Terminal 7330, 7342 | 50 002 552-50 002 553 |
| Undecorated MSRP: | \$19.95 |
| MSRP: | \$25.95 |



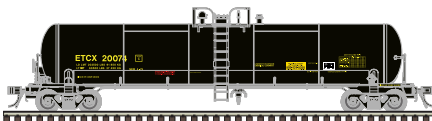
Canadian National



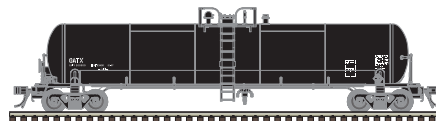
GATX "Service Driven"



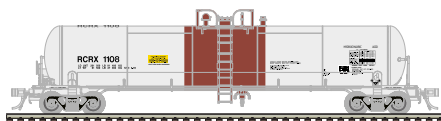
Dow Chemical (DOWX)



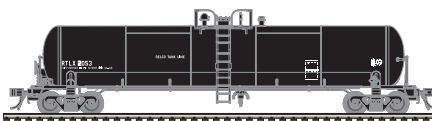
Eastman Chemical



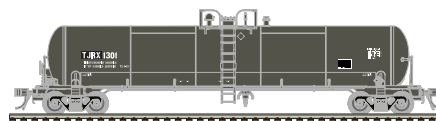
GATX WX Repaint



Reagent Chemical



Relco Tank Line



S.M. Brooks



2nd QUARTER 2016 ARRIVAL

N MASTER 20,700 GALLON TANK CAR

www.atlasrr.com/NFreight/n20ktanker3.htm
 To Order Online: <http://shop.atlasrr.com/c-653-n142.aspx>

The Atlas model of the 20,700 gallon tank car was introduced in the mid-Sixties by General American Transportation Corporation, more commonly known simply as GATX. The design is a general-purpose, non-insulated, non-pressure tank car. The Atlas model recreates two major saddle variations (Type 10 and Type 20) and two top platform variations (one- and two-piece). The more common products carried in this tank car were tallow, animal fat, fuel oil, diesel fuel, vegetable oil, soybean oil, fertilizers, lubricating oil, waste oil, and glycol.



FEATURES:

- Detailed five section non-insulated body
- Two saddle variations (Type 10 or 20)
- Detailed top platform with two options (one- or two-piece)
- With A-end pipe stubs (where applicable)
- Correct lettering to prototype cars
- See-through end walks
- Bottom outlet
- Manway
- Stuffing box
- Detailed brake gear and pipes
- Safety vent
- Control housing
- Safety rails

| Road Name/Road Numbers | Item # |
|---|-----------------------|
| Undecorated – Type 10 Saddles | 50 002 432 |
| Undecorated – Type 20 Saddles | 50 002 433 |
| NEW PAINT SCHEME | |
| Canadian National 80351, 80366, 80371 | 50 002 434-50 002 436 |
| NEW ROAD NUMBERS | |
| GATX "Service Driven" 98914, 98918, 98929 | 50 002 437-50 002 439 |
| Dow Chemical (DOWX) 4740, 4747, 4754 | 50 002 440-50 002 442 |
| NEW PAINT SCHEME | |
| Eastman Chemical 20051, 20074, 20150 | 50 002 443-50 002 445 |
| NEW ROAD NUMBERS | |
| GATX WX Repaint 27492, 27496, 24797 | 50 002 446-50 002 448 |
| NEW PAINT SCHEME | |
| Reagent Chemical 1108, 1112, 1124 | 50 002 449-50 002 451 |
| NEW ROAD NUMBERS | |
| Relco Tank Line 2024, 2048, 2050 | 50 002 452-50 002 454 |
| NEW PAINT SCHEME | |
| S.M. Brooks 1301, 1303, 1311 | 50 002 455-50 002 457 |
| Undecorated MSRP: | \$24.95 |
| MSRP: | \$31.95 |



Atlantic Coast Line*



Omaha, Lincoln & Beatrice



Bessemer & Lake Erie



Chesapeake & Ohio*



Chicago & North Western



Soo Line

2nd QUARTER 2016 ARRIVAL



N TRAINMAN® 70 TON ORE CAR

www.atlastrainman.com/NFreight/tmn70tonore.htm

To Order Online: <http://shop.atlasrr.com/c-618-n11.aspx>

The "Minnesota" ore car built by Pullman-Standard was the most popular ore car produced. Over 15,000 of these cars would be built for Great Lakes ore carriers, with the largest amount going to the Duluth Missabe & Iron Range. Their main commodity is ore, but many were also used for taconite, limestone, and even ballast. Atlas' popular 70 Ton ore car would look right at home on any layout.

NEW PAINT SCHEMES & ROAD NUMBERS!

FEATURES:

- Ready-to-run
- AccuMate® couplers
- Accurate painting and printing
- Free-rolling trucks with brown plastic wheels
- Removable ore load

* CSX Licensed Product

| Road Name/Road Numbers | Item # |
|--|-----------------------|
| Undecorated | 50 002 614 |
| NEW PAINT SCHEMES | |
| Atlantic Coast Line* 720335, 720628, 720649 | 50 002 615-50 002 617 |
| Omaha, Lincoln & Beatrice 1001, 1024, 1040 | 50 002 618-50 002 620 |
| NEW ROAD NUMBERS | |
| Bessemer & Lake Erie 20001, 20066, 20109 | 50 002 621-50 002 623 |
| Chesapeake & Ohio* 1502, 1516, 1520 | 50 002 624-50 002 626 |
| Chicago & North Western 113890, 113898, 113902 | 50 002 627-50 002 629 |
| Soo Line 81903, 81919, 81947 | 50 002 630-50 002 632 |
| Undecorated MSRP: | \$12.95 |
| MSRP: | \$16.95 |