



**NEW PAINT SCHEMES!**

**N  
SCALE**

**JANUARY 2016 ANNOUNCEMENT | 3<sup>rd</sup> QUARTER 2016 ARRIVAL**

# N MASTER GP38/40 LOCOMOTIVE

[www.atlasrr.com/NLoco/ngp3840a.htm](http://www.atlasrr.com/NLoco/ngp3840a.htm)

Atlas' high quality N Scale locomotive is modeled after Electro Motive Division's 2000 horsepower GP-38 diesel introduced in the late 1960s and built through the early 1970s and is still in service today throughout North America. The GP-38 is usually identified by its two radiator fans located on top of the long hood and two small exhaust stacks.

The GP-40 was produced the Electro Motive Division in the late 1960s and early 1970s, the GP-40 was a 3000 horsepower locomotive best characterized by the three full size radiator fans on the rear of the roof.

**FEATURES:**

- NCE Decoder (DCC models only)
- Walkway safety tread
- Scale Speed™ motor
- Factory-equipped with AccuMate® knuckle couplers
- Dynamic brakes (as appropriate by railroad)
- Directional lighting
- Blackened metal wheels
- Golden-white LEDs

**NCE DECODER FEATURES:**

- Silent Running™ motor drive
- Both short and long addresses can be programmed on main line (Ops mode)
- Torque Compensation for ultra smooth low speed performance
- Programmable start, mid and maximum speed CVs that work in all speed modes
- Four function outputs with lighting effects generators that allow you to select from 15 different lighting behaviors (ditch lights, Mars light, strobes, beacon, etc)

\*CSX Licensed Product (Models shown from previous runs)

Road Name/Road Numbers	Analog Item #	Digital Item #
<b>GP-38 LOW NOSE</b>		
Undecorated w/o DB	40 002 737	40 002 750
Undecorated w/ DB	40 002 738	40 002 751
<b>NEW PAINT SCHEMES</b>		
Central Oregon & Pacific 3822, 3824	40 002 739-40 002 740	40 002 752-40 002 753
Vermont Railway 206, 207	40 002 741-40 002 742	40 002 754-40 002 755
Rail America No #	40 002 743	40 002 756
Grand Trunk Western 6207, 6213, 6218	40 002 744-40 002 746	40 002 757-40 002 759
Santa Fe 2302, 2310, 2339	40 002 747-40 002 749	40 002 760-40 002 762
<b>GP-40 LOW NOSE</b>		
Undecorated w/ DB	40 002 764	40 002 781
<b>NEW PAINT SCHEMES</b>		
Wheeling & Lake Erie 301, 304, 305	40 002 765-40 002 767	40 002 782-40 002 784
Seaboard Coast Line* 1539, 1545, 1554	40 002 768-40 002 770	40 002 785-40 002 787
Burlington Route 171, 178, 180	40 002 771-40 002 773	40 002 788-40 002 790
Western Maryland* 3795, 3796, 3798	40 002 774-40 002 776	40 002 791-40 002 793
New York Central* 3014, 3025, 3042	40 002 777-40 002 779	40 002 794-40 002 796
<b>MSRP:</b>	<b>\$124.95</b>	<b>\$159.95</b>



Pennsylvania



Southern Pacific (black/orange)



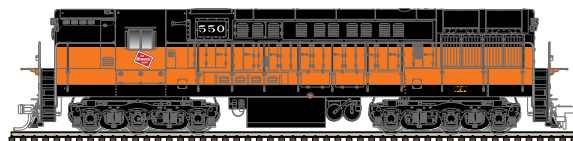
Southern Pacific (gray/scarlet)



Virginian




Chicago & North Western<sup>^</sup>



Milwaukee Road<sup>\*</sup>



New Haven<sup>++</sup>



Southern



FEBRUARY 2016 ANNOUNCEMENT | 3<sup>rd</sup> QUARTER 2016 ARRIVAL

# N MASTER TRAIN MASTER LOCOMOTIVE

[www.atlasrr.com/NLoco/ntrainmaster4.htm](http://www.atlasrr.com/NLoco/ntrainmaster4.htm)

The N scale locomotive is based on one of the most popular locomotives ever-Fairbanks Morse's 2400 horsepower, single engine, six-axle Train Master. It has the same reliable, high performance mechanism and incredible details as all Atlas N scale locomotives.

**FEATURES:**


- Golden-white LED's
- Directional lighting
- Painted safety rails
- Etched metal grilles
- Blackened metal wheels
- Scale Speed motor
- Ends with large number boards and a single headlight
- Factory-installed AccuMate<sup>®</sup> magnetic knuckle couplers

**NEW PAINT SCHEMES & ROAD NUMBERS!**

<sup>^</sup> Prototype is the smaller H16-66 "Baby Train Master" model  
<sup>++</sup> Alternate History paint scheme: F-M produced artwork for the New Haven Train Master, but the locomotives were never ordered. A pair of Train Master demonstrators did operate on the New Haven. (HO models shown)

Road Name/Road Numbers	Analog Item #	Digital Item #
Undecorated	40 002 797	40 002 822
<b>NEW ROAD NUMBERS</b>		
Pennsylvania 8699, 8700, 8707	40 002 798-40 002 800	40 002 823-40 002 825
Southern Pacific (black/orange) 4800, 4801, 4810	40 002 801-40 002 803	40 002 826-40 002 828
Southern Pacific (gray/scarlet) 3020, 3027, 3034	40 002 804-40 002 806	40 002 829-40 002 831
Virginian 60, 64, 67	40 002 807-40 002 809	40 002 832-40 002 834
<b>NEW PAINT SCHEMES</b>		
Chicago & North Western <sup>^</sup> 1674, 1682, 1692	40 002 810-40 002 812	40 002 835-40 002 837
Milwaukee Road <sup>*</sup> 402, 406, 550	40 002 813-40 002 815	40 002 838-40 002 840
New Haven <sup>++</sup> 2401, 2402, 2405	40 002 816-40 002 818	40 002 841-40 002 843
Southern 6300, 6301, 6303	40 002 819-40 002 821	40 002 844-40 002 846

**MSRP: \$124.95 \$159.95**



Erie Lackawanna++



Conrail



Chesapeake & Ohio\*



Milwaukee Road



Union Pacific



M-K-T



Nacionales de México

MARCH 2016 ANNOUNCEMENT

| 3<sup>rd</sup> QUARTER 2016 ARRIVAL



# N MASTER U23B LOCOMOTIVE

[www.atlasrr.com/NLoco/nu23b5.htm](http://www.atlasrr.com/NLoco/nu23b5.htm)

Powered by a V12 FDL prime mover, the 2250 h.p. U23B was GE's intermediate-sized four-axle road-switcher of the late 1960s through the mid 1970s. The U23B's direct competitor during this period was the very successful EMD GP38. In 10 years of production, from 1968 through 1977, a total of 481 units were produced, making this the second best seller of GE's "Universal Series" locomotives. The first units were delivered to the Delaware & Hudson in August and September 1968. CSX predecessors Chesapeake & Ohio and Louisville & Nashville had a combined fleet of 120 units, giving CSX one of the larger active fleets in later years. Penn Central, Santa Fe and Missouri Pacific also purchased sizeable fleets of U23Bs.

**FEATURES:**


- Operational low nose headlight (used where appropriate)
- Both DCC ready and DCC equipped versions
- NCE Decoder (DCC models only)
- Separate coupler cut lever
- Directional lighting
- Golden white LEDs
- Painted safety rails
- Blackened metal wheels
- Cab with 4 or 2 side windows (as appropriate per road name)
- Dual flywheel equipped 5-pole skewed armature motor with a low friction mechanism
- Factory-installed AccuMate<sup>®</sup> magnetic knuckle couplers!



Road Name/Road Numbers	Analog Item #	Digital Item #
Undecorated w/o Low Nose HL, AAR-B Trucks	40 002 980	40 012 003
Undecorated w/o Low Nose HL, FB-2 Trucks	40 002 981	40 012 004
Undecorated w/ Low Nose HL, FB-2 Trucks	40 002 982	40 012 005
<b>NEW ROAD NUMBERS</b>		
Conrail 2748, 2759, 2774	40 002 983-40 002 985	40 012 006-40 012 008
Chesapeake & Ohio* 2300, 2303, 2322	40 002 986-40 002 988	40 012 009-40 012 011
Milwaukee Road 5001, 5004	40 002 989-40 002 990	40 012 012-40 012 013
Union Pacific 548, 557, 560	40 002 991-40 002 993	40 012 014-40 012 016
<b>BACK BY POPULAR DEMAND (RERELEASE)</b>		
M-K-T 350, 351, 352	40 002 994-40 002 996	40 012 017-40 012 019
<b>NEW PAINT SCHEMES</b>		
Erie Lackawanna++ 2301, 2314, 2320	40 002 997-40 002 999	40 012 020-40 012 022
Nacionales de México 9103, 9114, 9120	40 012 000-40 012 002	40 012 023-40 012 025
<b>MSRP:</b>	<b>\$124.95</b>	<b>\$159.95</b>

++ Alternate history paint scheme

\*CSX Licensed Product (Models shown from previous runs)



Southern Pacific++




Santa Fe (Billboard Lettering)



Union Pacific



Burlington Northern



Southern



Santa Fe (w/1-piece windshield)



Springfield Terminal



APRIL 2016 ANNOUNCEMENT

4<sup>th</sup> QUARTER 2016 ARRIVAL

## N MASTER SD24/26 LOCOMOTIVE

[www.atlasrr.com/NLoco/nsd24b.htm](http://www.atlasrr.com/NLoco/nsd24b.htm)

With over 220 units produced by EMD between July 1958 and March 1963, the SD-24 locomotive generated a total of 2,400 hp with its turbocharged 567D-3 prime mover and C-C wheel arrangement.

The majority of SD-24s produced were purchased by four roads. Atlas' N scale model features details unique to each road name.


**NEW PAINT SCHEMES & ROAD NUMBERS!**

**FEATURES:**

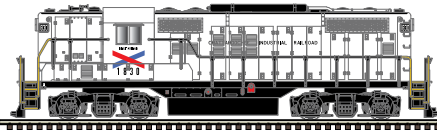
- Golden-white LEDs
- Separately-applied roof detail
- Directional lighting
- Painted safety rails
- Blackened metal wheels
- Scale Speed™ motor
- Factory-installed AccuMate® magnetic knuckle couplers

++ Alternate history paint scheme  
(Models shown from previous runs)


Road Name/Road Numbers	Analog Item #	Digital Item #
<b>N SD-24 LOCOMOTIVE</b>		
Undecorated SD-24 (Burlington Style)	40 002 847	_____
Undecorated SD-24 (Santa Fe Style)	40 002 848	_____
Undecorated SD-24 (Southern Style)	40 002 849	_____
Undecorated SD-24 (Union Pacific Style)	40 002 850	_____
<b>NEW PAINT SCHEME</b>		
Southern Pacific++ 7240, 7241, 7242	40 002 851-40 002 853	40 002 874-40 002 876
<b>NEW ROAD NUMBERS</b>		
Santa Fe (Billboard Lettering) 919, 923, 934	40 002 854-40 002 856	40 002 877-40 002 879
Union Pacific 400, 405, 422	40 002 857-40 002 859	40 002 880-40 002 882
Burlington Northern 6240, 6243, 6249	40 002 860-40 002 862	40 002 883-40 002 885
Southern 6300, 6305, 6344	40 002 863-40 002 865	40 002 886-40 002 888
<b>N SD-26 LOCOMOTIVE</b>		
Undecorated SD-26 (w/ 2-piece windshield)	40 002 866	_____
Undecorated SD-26 (w/ 1-piece windshield)	40 002 867	_____
<b>NEW ROAD NUMBERS</b>		
Santa Fe (w/1-piece windshield) 4608, 4613, 4652	40 002 868-40 002 870	40 002 889-40 002 891
Springfield Terminal 631, 640, 644	40 002 871-40 002 873	40 002 892-40 002 894
<b>MSRP:</b>	<b>\$124.95</b>	<b>\$159.95</b>



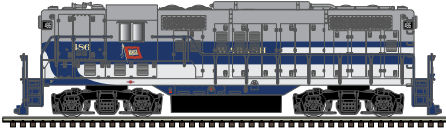
Central of Georgia\*




Chattahoochee Industrial Railroad



Southern




Wabash



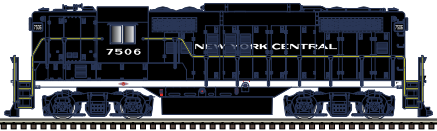
Baltimore & Ohio\*




Great Northern



Metro North



New York Central\*



Northern Pacific

**NEW PAINT SCHEMES!**

**N  
SCALE**

MAY 2016 ANNOUNCEMENT | 4<sup>th</sup> QUARTER 2016 ARRIVAL

# N MASTER GP-7/9TT LOCOMOTIVE

[www.atlasrr.com/NLoco/ngp7d.htm](http://www.atlasrr.com/NLoco/ngp7d.htm)

Introduced in 1949, the Electro-Motive 1500hp GP-7 combined the machinery of the F7 with a hood-type carbody that offered high visibility and easy engine access. The GP-7 was used in pulling every conceivable type of train and was sometimes substituted for part of a set of cab units. The Atlas N Scale GP-9 "torpedo boat" model (aka "torpedo tube") is a 1750hp locomotive that was originally equipped for passenger service. The large portioned underbelly fuel and water tank required the distinctive torpedo shaped air reservoirs to be mounted on top of the long hood.

Road Name/Road Numbers	Silver Item #	Gold Item #
<b>GP-7TT LOCOMOTIVE</b>		
Undecorated	40 002 937	40 002 946
<b>NEW PAINT SCHEMES</b>		
Central of Georgia* 120, 122	40 002 938-40 002 939	40 002 947-40 002 948
Chattahoochee Industrial Railroad 1830	40 002 940	40 002 949
Southern 8218, 8220	40 002 941-40 002 942	40 002 950-40 002 951
Wabash 454, 456, 457	40 002 943-40 002 945	40 002 952-40 002 954
<b>GP-9TT LOCOMOTIVE</b>		
Undecorated	40 001 800	40 002 967
<b>NEW PAINT SCHEMES</b>		
Baltimore & Ohio* 6600, 6604, 6607	40 002 955-40 002 957	40 002 968-40 002 970
Great Northern 679, 680	40 002 958-40 002 959	40 002 971-40 002 972
Metro North 790	40 002 960	40 002 973
New York Central* 7506, 7510, 7514	40 002 961-40 002 963	40 002 974-40 002 976
Northern Pacific 305, 308, 315	40 002 964-40 002 966	40 002 977-40 002 979
<b>MSRP:</b>	<b>\$119.95</b>	<b>\$154.95</b>


**FEATURES:**

- NCE Decoder (DCC models only)
- Blackened metal wheels
- Directional lighting
- AccuMate® couplers
- Powered low friction drive
- Dual brass flywheels
- Golden-white LEDs

**NCE DECODER FEATURES:**

- Silent Running™ motor drive
- Both short and long addresses can be programmed on main line (Ops mode)
- Torque Compensation for ultra smooth low speed performance
- Programmable start, mid and maximum speed CVs that work in all speed modes
- Four function outputs with lighting effects generators that allow you to select from 15 different lighting behaviors (ditch lights, Mars light, strobes, beacon, etc)

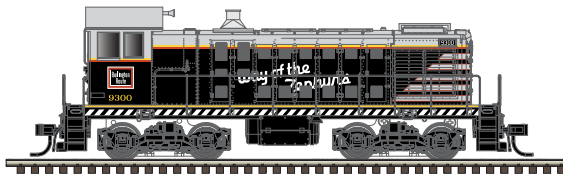
\*CSX Licensed Product



Baltimore & Ohio\*




Staten Island




Burlington



Delaware & Hudson (HO model shown)



Penn Central



Seaboard Air Line\*



Soo Line



Southern Pacific



JUNE 2016 ANNOUNCEMENT

4<sup>th</sup> QUARTER 2016 ARRIVAL

## N MASTER S2 LOCOMOTIVE

[www.atlasrr.com/NLoco/ns2b.htm](http://www.atlasrr.com/NLoco/ns2b.htm)

Built by the American Locomotive Company (Alco) the low-hood S-2 was introduced in 1940 to replace Alco's earlier high-hood switchers. The 1000 horsepower S-2 was a turbocharged version of the S-1. There were 1,502 S-2s sold to North American Railroads. The versatility of the S-2s was evidenced by their service on mainline, shortline and industrial railroads.

### FEATURES:

- Fine scale handrails
- Scaled from actual prototype measurements
- Option for horizontal or vertical radiator shutters
- Separately-applied coupler cut levers, air hoses, piping, etc.
- Directional LED lighting (includes cab rear headlight)
- Die-cast hood & chassis for improved pulling performance
- Digital-ready chassis
- Dual-flywheels for maximum performance at all speeds
- Factory-equipped with AccuMate® knuckle couplers
- Exceptional painting and printing

### DCC OPERATION FEATURES:

- Supports all DCC-programming modes
- Flexible mapping of function keys F0 to F28.
- A total of 4 DCC function outputs are available
- Follows all NMRA DCC standards and recommended practices.

### SOUND FUNCTIONALITY FEATURES (GOLD LOCOMOTIVES ONLY):

- Over 20 sound effects are available, including engine start-up and shutdown, prime mover sounds through all eight notches, bell, air horn, air compressor, dynamic brakes and more.
- There are 16 user-selectable horns, 2 user-selectable bells, and 2 user-selectable synchronized brake squeals.
- Manual and Automatic Notching modes with the ability to change modes "on the fly" are provided for true realism.

Road Name/Road Numbers	Silver Item #	Gold Item #
Undecorated	40 000 693	40 000 712
<b>NEW PAINT SCHEMES</b>		
Baltimore & Ohio* 9044, 9058, 9075	40 002 895-40 002 897	40 002 916-40 002 918
Staten Island 9031	40 002 898	40 002 919
Burlington 9300, 9302, 9307	40 002 899-40 002 901	40 002 920-40 002 922
Delaware & Hudson 3015, 3021, 3023	40 002 902-40 002 904	40 002 923-40 002 925
Penn Central 9779, 9809, 9841	40 002 905-40 002 907	40 002 926-40 002 928
Seaboard Air Line* 1403, 1427, 1430	40 002 908-40 002 910	40 002 929-40 002 931
Soo Line 2103, 2106	40 002 911-40 002 912	40 002 932-40 002 933
Southern Pacific 1305, 1339, 1356	40 002 913-40 002 915	40 002 934-40 002 936

**MSRP:**

**\$119.95**

**\$239.95**


\*CSX Licensed Product




**Equipped with ESU Sound!**




ADM (Leaf Logo)




BNSF++




CASCO




Elk Point Transportation



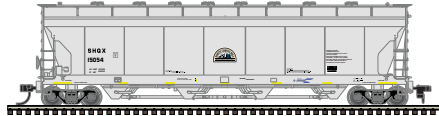
Green Mountain Railroad



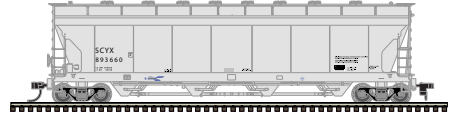
Kansas City Southern++



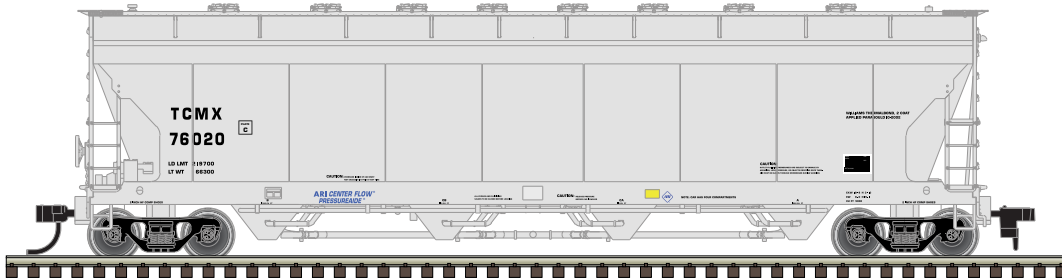
Norfolk Southern



North Dakota Mill



First Union (SCYX)



CIT Group (TCMX)



JANUARY 2016 ANNOUNCEMENT | 2<sup>nd</sup> QUARTER 2016 ARRIVAL

# N MASTER PRESSUREAIDE COVERED HOPPER

[www.atlasrr.com/NFreight/npressure4.htm](http://www.atlasrr.com/NFreight/npressure4.htm)

The ACF® Centerflow Pressureaide was designed by American Car and Foundry (ACF®) to haul a variety of dry bulk goods, in an enclosed, safe manner. The Pressureaide hopper looks similar to any other 4-bay covered hopper, but it's intricate piping allows for quicker unloading. Some of the smaller, dry bulk commodities it is used for is: Corn Starch, Flour, Talc, and Kaolin Clay, just to name a few. Atlas goes the distance to recreate this unique model with its durable body, separate grab irons, etched-metal walkways, razor sharp printing, and of course, the methodical piping system. Take advantage of the Atlas Master Centerflow Pressureaide and don't let your bakeries get baffled again.

**FEATURES:**

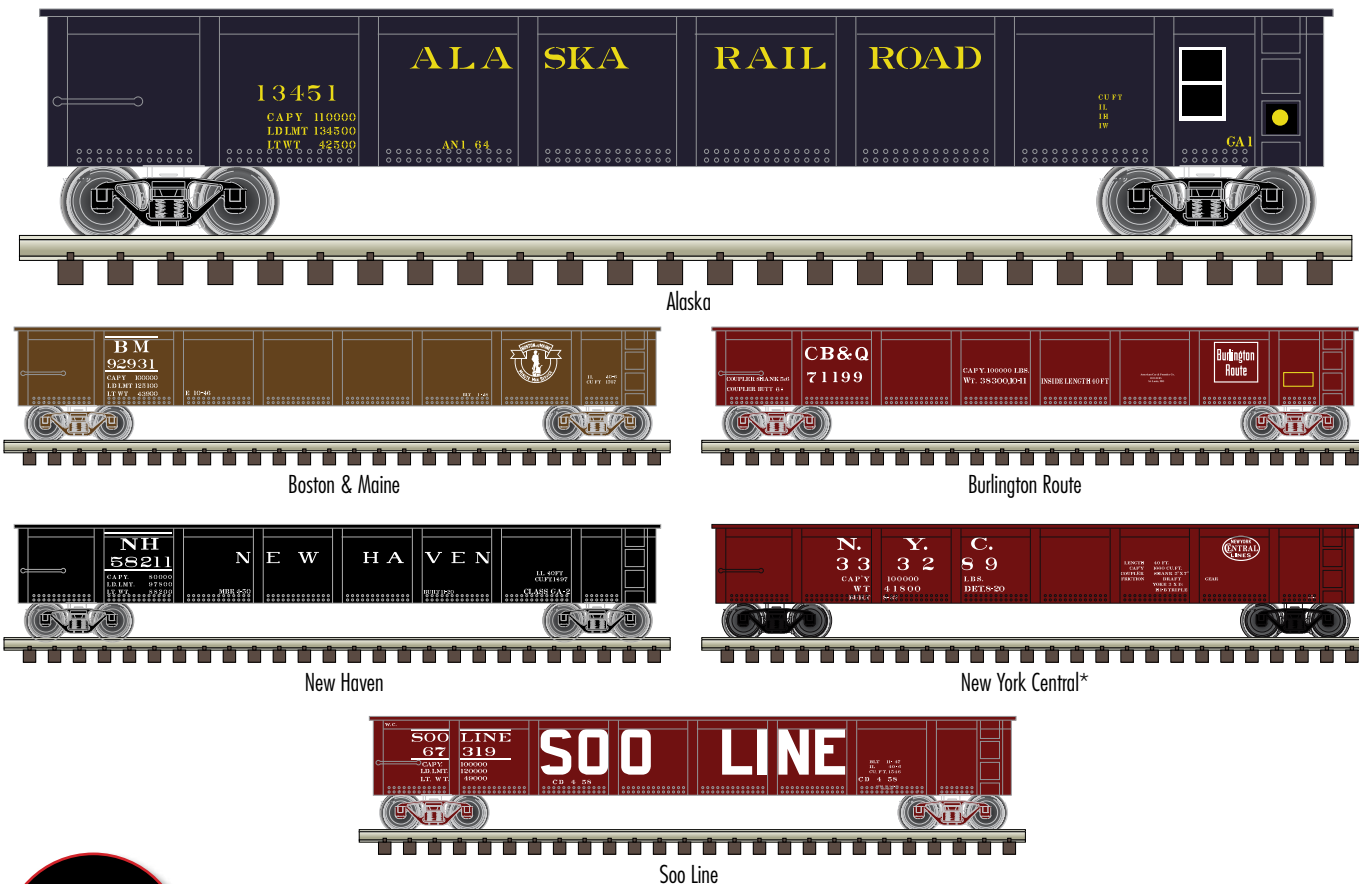
- Etched metal roof walks
- Detailed brake gear with scale piping
- Blackened metal wheels
- Accurate painting and printing
- 100-ton roller-bearing trucks and body mounted AccuMate® couplers with screw-attached coupler pockets



++ Alternate History paint scheme  
 CASCO and NS paint schemes accurate for cars of similar type from other manufacturers.

Road Name/Road Numbers	Item #
Undecorated	50 002 691
<b>NEW PAINT SCHEMES</b>	
ADM (Leaf Logo) 50058, 50059, 50065	50 002 692-50 002 694
BNSF++ 401700, 401711, 401735	50 002 695-50 002 697
CASCO 50288, 50298, 50302	50 002 698-50 002 700
Elk Point Transportation 87065, 87066, 87072	50 002 701-50 002 703
Green Mountain Railroad 51421, 51422, 51423	50 002 704-50 002 706
Kansas City Southern++ 5000, 5010, 5012	50 002 707-50 002 709
Norfolk Southern 292065, 292089, 291121	50 002 710-50 002 712
North Dakota Mill 15014, 15038, 15054	50 002 713-50 002 715
First Union (SCYX) 893660, 893669, 893724	50 002 716-50 002 718
CIT Group (TCMX) 76020, 76025, 76033	50 002 719-50 002 721

**Undecorated MSRP: \$24.95**  
**MSRP: \$29.95**



JANUARY 2016 ANNOUNCEMENT | 2<sup>nd</sup> QUARTER 2016 ARRIVAL

## N TRAINMAN® 42' GONDOLA

[www.atlastrainman.com/NFreight/tmn42gondola.htm](http://www.atlastrainman.com/NFreight/tmn42gondola.htm)

Present on the rails from the steam era and transitioning for use through the early diesel era, gondolas carried many different types of loads, from wood chips to scrap metal to containers for goods such as cement. Atlas' model is outfitted with removable cement loads and will fit layouts from the 1940s through to the 1960s.



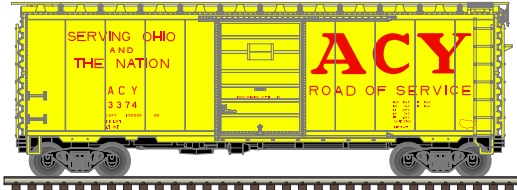
**FEATURES:**

- Colorful painting and printing
- Removable cement container load
- Rivet detail
- Detailed underframe
- Ready-to-run
- AccuMate® couplers

\*CSX Licensed Product

Road Name/Road Numbers	Item #
Undecorated	50 001 357
<b>NEW PAINT SCHEMES</b>	
Alaska 13451, 13455	50 002 663-50 002 664
Boston & Maine 92931, 92939	50 002 665-50 002 666
Burlington Route 71199, 71184	50 002 667-50 002 668
New Haven 58211, 58141	50 002 669-50 002 670
New York Central* 333289, 333283	50 002 671-50 002 672
Soo Line 67319, 67337	50 002 673-50 002 674
<b>Undecorated MSRP:</b>	<b>\$13.95</b>
<b>MSRP:</b>	<b>\$18.95</b>






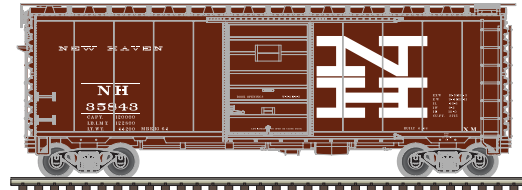
Akron, Canton & Youngstown



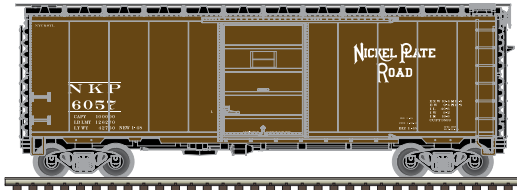
Bangor & Aroostook



Maine Central



New Haven



Nickel Plate Road †



Rio Grande



Western Pacific

FEBRUARY 2016 ANNOUNCEMENT | 2<sup>nd</sup> QUARTER 2016 ARRIVAL



## N MASTER 40' PS-1 BOX CAR with 7' DOOR

[www.atlasrr.com/NFreight/n40ps1boxcar7.htm](http://www.atlasrr.com/NFreight/n40ps1boxcar7.htm)

The 40' Boxcar is widely known as one of the most popular freight cars used by railroads as they transitioned from steam to diesel. In particular the Pullman Standard or PS-1 design was one of the most popular and was widely used by North American railroads. These boxcars were built beginning in 1947 and share the same basic design, with certain elements such as door size, door style or roof type varying among the different railroads and production years. When production of these cars ceased in 1963, over 100,000 had been produced.

This run of N 40' PS-1 Boxcars features 7' doors.



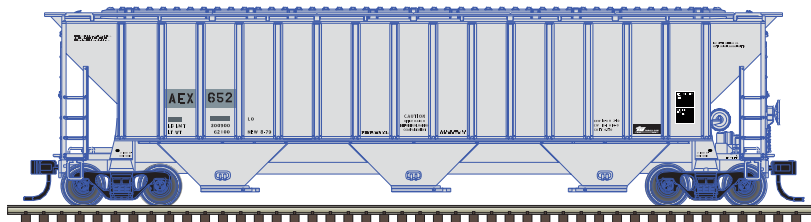
**FEATURES:**

- Body Mounted Accumate Couplers
- Barber S-2A 50-ton Trucks with Metal Wheels
- Separately Applied Ladders
- Etched Metal Roof Walk
- 10' or 12' Stiffener Roof per prototype
- Ajax and Miner Brake Wheels

† Prototype was a 12-panel body not produced by Atlas.

Road Name/Road Numbers	Item #
Undecorated - 7' Door / 12 Stiffener Roof	50 000 947
Undecorated - 7' Door / 10 Stiffener Roof	50 001 151
<b>NEW PAINT SCHEMES</b>	
Akron, Canton & Youngstown 3307, 3374	50 002 649-50 002 650
Bangor & Aroostook 9172, 9179	50 002 651-50 002 652
Maine Central 8119, 8211	50 002 653-50 002 654
New Haven 3532, 35843	50 002 655-50 002 656
Nickel Plate Road † 6057, 6290	50 002 657-50 002 658
Rio Grande 50455, 50490	50 002 659-50 002 660
Western Pacific 20807, 20826	50 002 661-50 002 662

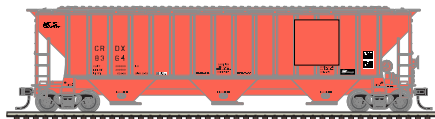
**Undecorated MSRP: \$22.95**  
**MSRP: \$28.95**



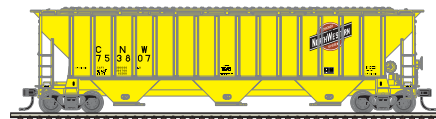
The Andersons



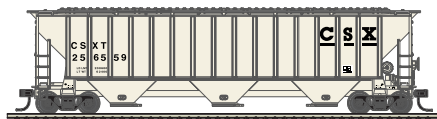
BNSF Wedge



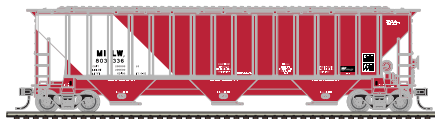
Chicago Freight Car-Ann Arbor




Chicago & North Western



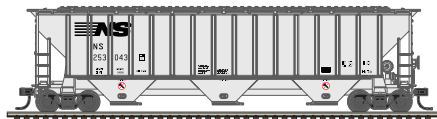
CSX\*



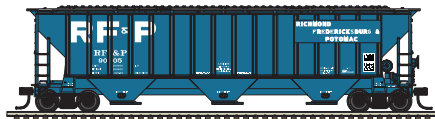
Milwaukee Road



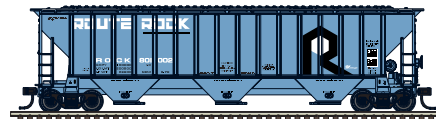
Norfolk & Western†



Norfolk Southern†



Richmond Fredericksburg & Potomac\*



Route Rock



FEBRUARY 2016 ANNOUNCEMENT

3<sup>rd</sup> QUARTER 2016 ARRIVAL

# N TRAINMAN® THRALL 4750 COVERED HOPPER

[www.atlastrainman.com/NFreight/tmnthrall4750.htm](http://www.atlastrainman.com/NFreight/tmnthrall4750.htm)

This covered hopper model is based on a late 1970s 263,000 lbs GRL (Gross Rail Loading) 4750 cubic-foot capacity designed by Thrall Car primarily for grain transport.

**NEW PAINT SCHEMES & ROAD NUMBERS!**


**FEATURES:**

- Weighted body
- Equipped with AccuMate® Knuckle Couplers
- Accurate painting and lettering

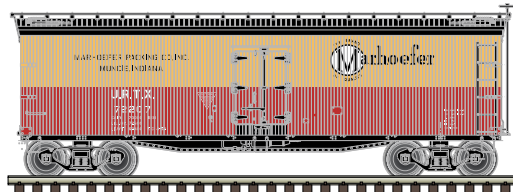
\*CSX Licensed Product

† Paint scheme accurate for similar 16-post Class HC-70

Road Name/Road Numbers	Item #
Undecorated	50 000 027
<b>NEW ROAD NUMBERS</b>	
The Andersons 649, 651, 669	50 002 800-50 002 802
<b>NEW PAINT SCHEMES</b>	
BNSF Wedge 431322, 431355, 431532	50 002 803-50 002 805
Chicago Freight Car-Ann Arbor 8361, 8364, 8474	50 002 806-50 002 808
<b>NEW ROAD NUMBERS</b>	
Chicago & North Western 753718, 753773, 753784	50 002 809-50 002 811
<b>NEW PAINT SCHEME</b>	
CSX* 256500, 256503, 256547	50 002 812-50 002 814
<b>NEW ROAD NUMBERS</b>	
Milwaukee Road 803324, 803330, 803348	50 002 815-50 002 817
<b>NEW PAINT SCHEMES</b>	
Norfolk & Western† 176700, 176735, 176799	50 002 818-50 002 820
Norfolk Southern† 253003, 253043, 253052	50 002 821-50 002 823
<b>NEW ROAD NUMBERS</b>	
Richmond Fredericksburg & Potomac* 9005, 9024, 9067	50 002 824-50 002 826
Route Rock 801053, 801100, 801201	50 002 827-50 002 829
<b>Undecorated MSRP:</b>	<b>\$14.95</b>
<b>MSRP:</b>	<b>\$20.95</b>




Grand Trunk Western




Marhoefer Packing



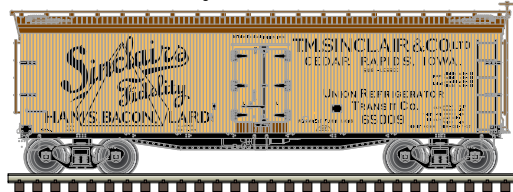
Morrell Refrigerator Line – Bacon



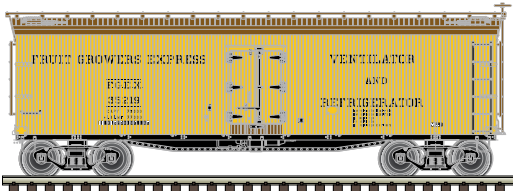
Morrell Refrigerator Line - Canned Meats



Pacific Cooperative



Sinclairs



Fruit Growers Express\*



Pacific Fruit Express



MARCH 2016 ANNOUNCEMENT | 3<sup>rd</sup> QUARTER 2016 ARRIVAL

# N MASTER 40' WOOD REEFER

[www.atlasrr.com/nfreight/nreefer14.htm](http://www.atlasrr.com/nfreight/nreefer14.htm)

This highly detailed model is based on the 40' wood refrigerator cars built by Pullman for the Northern Refrigerator Car Co. in 1930. With its rooftop ice hatches, USRA-style fish belly underframe and vertical brake shaft, it is representative of the thousands of similar cars that were built during the "Billboard" era of American railroads.

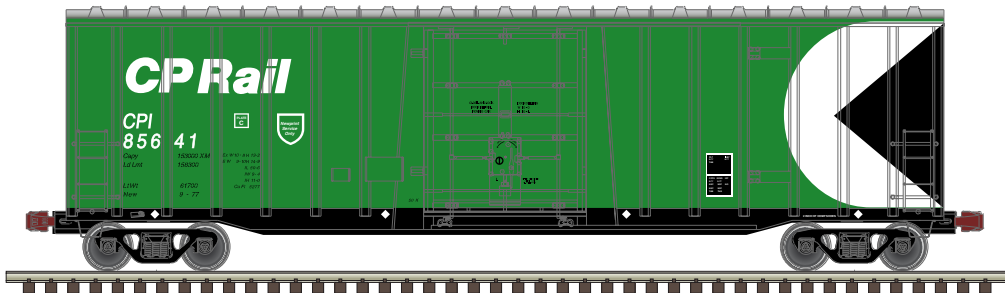
**FEATURES:**

- Accurate painting and printing including door hinges, ladders, grab irons and end straps
- Opening roof hatches
- Realistic handle and latch detail
- Wood grain finish detail on carbody
- Ready-to-run
- 40-ton friction bearing trucks with AccuMate® couplers

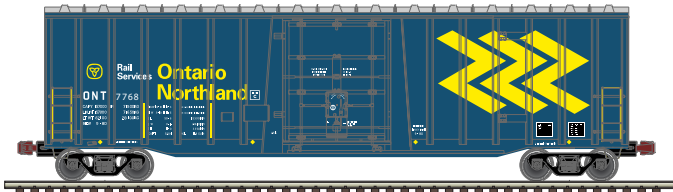
\*CSX Licensed Product

**NEW PAINT SCHEMES & ROAD NUMBERS!**

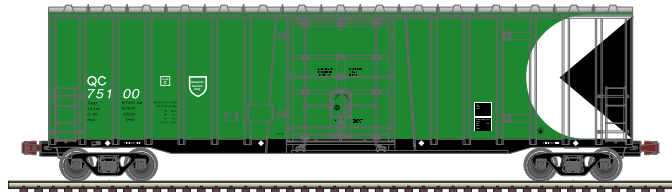
Road Name/Road Numbers	Item #
Undecorated	50 002 228
<b>NEW PAINT SCHEMES</b>	
Grand Trunk Western 206920, 206924	50 002 675-50 002 676
Marhoefer Packing 72207, 72216	50 002 677-50 002 678
Morrell Refrigerator Line – Bacon 71052	50 002 679
Morrell Refrigerator Line - Canned Meats 25084	50 002 680
Pacific Cooperative 12239, 12242	50 002 681-50 002 682
Sinclairs 65005, 65008	50 002 683-50 002 684
<b>NEW ROAD NUMBERS</b>	
Fruit Growers Express* 35202, 35240, 35288	50 002 685-50 002 687
Pacific Fruit Express 34440, 34505, 35190	50 002 688-50 002 690
<b>Undecorated MSRP:</b>	<b>\$22.95</b>
<b>MSRP:</b>	<b>\$28.95</b>



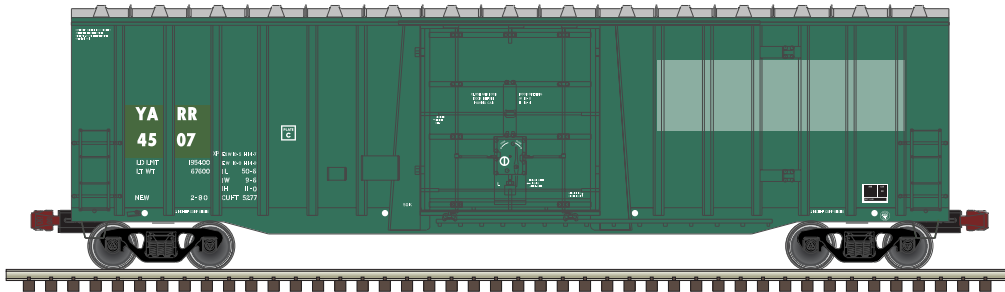
Canadian Pacific



Ontario Northland



Quebec Central



YARR



MARCH 2016 ANNOUNCEMENT | 3<sup>rd</sup> QUARTER 2016 ARRIVAL

## N MASTER NSC 50' PLUG DOOR BOX CAR

[www.atlasrr.com/NFreight/nsc50pdbc1.htm](http://www.atlasrr.com/NFreight/nsc50pdbc1.htm)


From 1975 to 1980 National Steel Car built over one-thousand 50'6" single-plug door box cars. Most of the 100-ton cars went to Canadian railroads primarily for paper service. Two hundred 70-ton cars went into food service for the Grand Trunk Western. The models have a number of variations corresponding to the prototype.

**FEATURES:**

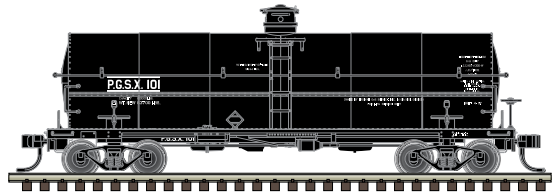
- Bodies: 5111 or 5277 cubic foot styles
- Ends: Nine or ten corrugations
- Doors: 9ft or 10ft plug doors
- Side Sills: Deep or shallow sills
- Trucks: 70- or 100-ton

Road Name/Road Numbers	Item #
Undecorated - NSC 5111 cf with 9' Door, 9 Rib ends	50 002 783
<b>NEW PAINT SCHEMES</b>	
Canadian Pacific 85641, 85655, 85664, 85688	50 002 784-50 002 787
Ontario Northland 7700, 7708, 7755, 7768	50 002 788-50 002 791
Quebec Central 75100, 75123, 75154, 75196	50 002 792-50 002 795
YARR 4507, 4530, 4536, 4544	50 002 796-50 002 799
<b>Undecorated MSRP:</b>	<b>\$19.95</b>
<b>MSRP:</b>	<b>\$23.95</b>

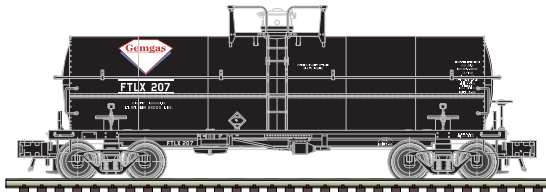




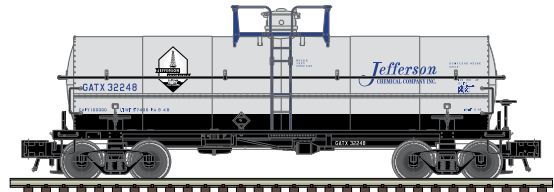
Gas-Oil Products




Propane Gas Service (PGSX)




Gem Automatic Gas Co.



Jefferson Chemical+



Pyrofax Gas



Superior Propane+



Union Tank Car (UTLX)



APRIL 2016 ANNOUNCEMENT | 3<sup>rd</sup> QUARTER 2016 ARRIVAL

# N MASTER 11,000 GALLON TANK CAR

[www.atlasrr.com/NFreight/n11000tank7.htm](http://www.atlasrr.com/NFreight/n11000tank7.htm)

Propane or Liquefied Petroleum Gas (LPG) is both a naturally occurring product and a by-product of the refining process. During the 1940s, the petroleum industry began marketing LPG as a cleaner and more efficient fuel than the existing coal and oil. Transporting LPG requires specially designed high-pressure tank cars. During the early 40s the only ACF® tank car that qualified was the 10,500 gallon high-pressure tank car. After the war, ACF® set out to design a whole new car for the emerging industry. As a result the 11,000 gallon tank car was introduced by ACF® in 1947. Many thousands were built up through the mid-1950s.

The Atlas model faithfully reproduces this late steam/early diesel era tank car in two versions (with and without platform rails). The cars with top platform rails were used where there was no elevated loading/unloading facility. The cars without the top platform rails were often specified for customers that had access to elevated loading and unloading facilities.

- FEATURES:**
- Finely molded handrails
  - Tank fittings and safety placards
  - Accurate painting and lettering
  - Platform where appropriate
  - 50-ton friction-bearing trucks with AccuMate® couplers

**NEW PAINT SCHEMES & ROAD NUMBERS!**

+ Paint scheme is accurate for 11,000 gallon tank cars built by a manufacturer other than ACF®

Road Name/Road Numbers	Item #
Undecorated without platform	50 001 566
Undecorated with platform	50 001 572
<b>NEW PAINT SCHEMES</b>	
Gas-Oil Products 201, 202	50 002 634-50 002 635
Propane Gas Service (PGSX) 101, 103	50 002 636-50 002 637
<b>NEW ROAD NUMBERS</b>	
Union Tank Car (UTLX) 96264, 96270	50 002 638-50 002 639
<b>NEW PAINT SCHEMES</b>	
Gem Automatic Gas Co. 202, 207	50 002 640-50 002 641
Jefferson Chemical+ 32248, 32255	50 002 642-50 002 643
Pyrofax Gas 2511, 2514	50 002 644-50 002 645
Superior Propane+ 55172, 55177	50 002 646-50 002 647
<b>Undecorated MSRP:</b>	<b>\$23.95</b>
<b>MSRP:</b>	<b>\$29.95</b>



BNSF



Canadian National



CSX\*



Norfolk & Western



Norfolk Southern



Southern Pacific



APRIL 2016 ANNOUNCEMENT | 3<sup>rd</sup> QUARTER 2016 ARRIVAL

## N TRAINMAN® 90 TON HOPPER

[www.atlastrainman.com/NFreight/tmn90ton.htm](http://www.atlastrainman.com/NFreight/tmn90ton.htm)

The Atlas 90 Ton Hopper is one of the more ubiquitous coal hopper cars in North America. The model fits most three bay 90- and 100-ton coal hoppers built for railroads and private carriers during the 1960s to 1980s (and many still running in to the 21st century.)

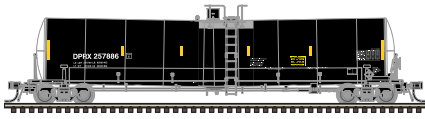
**FEATURES:**

- Colorful painting and printing
- Equipped with AccuMate® operating knuckle couplers

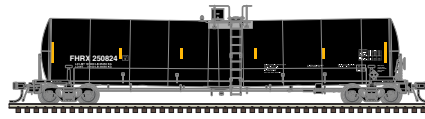
\*CSX Licensed Product (Models shown from previous runs)



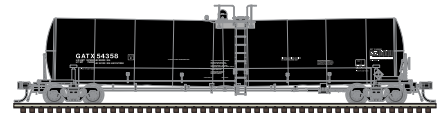
Road Name/Road Numbers	Item #
Undecorated	50 002 037
<b>NEW ROAD NUMBERS</b>	
BNSF 646625, 646637, 646687	50 002 860-50 002 862
Canadian National 326393, 326181, 326342	50 002 863-50 002 865
CSX* 809277, 809332, 811209	50 002 866-50 002 868
Norfolk & Western 12044, 12102, 12128	50 002 869-50 002 871
Norfolk Southern 144104, 144183, 144302	50 002 872-50 002 874
Southern Pacific 481009, 481066, 481090	50 002 875-50 002 877
<b>Undecorated MSRP:</b>	<b>\$14.95</b>
<b>MSRP:</b>	<b>\$19.95</b>




DPRX




Flint Hills Resources




GATX-ADM



TCBX (AIG Rail Services)



TILX (Asphalt)



XTRX (First Union Rail)



ADM "Molecule"



AGP "Refined Oil"



Cargill "Vegetable Oils"



GATX "BASF"

MAY 2016 ANNOUNCEMENT | 3<sup>rd</sup> QUARTER 2016 ARRIVAL



# N MASTER TRINITY 25,500 GALLON TANK CAR

[www.atlasrr.com/NFreight/n25500tankcar4.htm](http://www.atlasrr.com/NFreight/n25500tankcar4.htm)

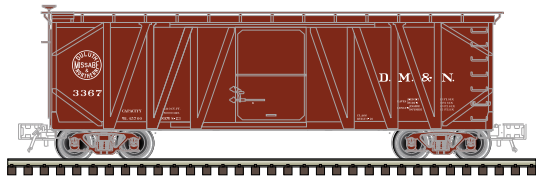
Atlas' model of the Trinity 25,500 gallon, insulated, general-purpose design. This was introduced in 1986 and production continues today. There are at least 13,000 presently in service. Typical commodities include vegetable oil, tallow, styrene, benzene, asphalt, biodiesel, acrylates, and numerous other chemicals.

**FEATURES:**

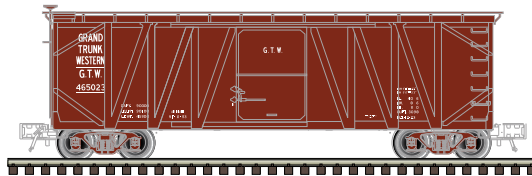
- Accurate painting and printing
- Numerous detail fittings and components specific to prototype
- Highly detailed body with prototypical jacket seams
- See-through walkway and top platform grating



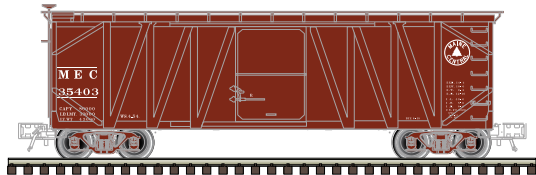
Road Name/Road Numbers	Item #
Undecorated #2 (1990 Cargill)	50 000 230
Undecorated #6 (1992 ADM)	50 000 234
Undecorated #7	50 000 235
Undecorated #9	50 000 237
<b>NEW PAINT SCHEMES</b>	
DPRX 257837, 257886, 257904	50 002 722-50 002 724
Flint Hills Resources 250800, 250814, 250824	50 002 725-50 002 727
GATX-ADM 54350, 54355, 54358	50 002 728-50 002 730
TCBX (AIG Rail Services) 254904, 254910, 254934	50 002 731-50 002 733
TILX (Asphalt) 254701, 254712, 254732	50 002 734-50 002 736
XTRX (First Union Rail) 156100, 156115, 156123	50 002 737-50 002 739
<b>NEW ROAD NUMBERS</b>	
ADM "Molecule" 25675, 25677, 25681	50 002 740-50 002 742
AGP "Refined Oil" 251168, 251172, 251180	50 002 743-50 002 745
Cargill "Vegetable Oils" 7260, 7270, 7281	50 002 746-50 002 748
GATX "BASF" 18328, 18333, 18334	50 002 749-50 002 751
<b>Undecorated MSRP:</b>	<b>\$24.95</b>
<b>MSRP:</b>	<b>\$32.95</b>



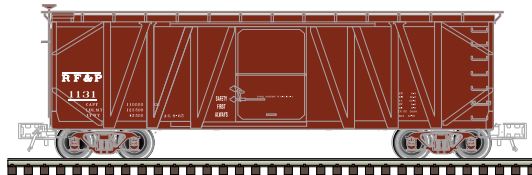
Duluth, Missabe & Northern



Grand Trunk Western



Maine Central



Richmond, Fredericksburg & Potomac\*



Canadian Pacific



Chicago & North Western



Pennsylvania



Southern Pacific



MAY 2016 ANNOUNCEMENT



3<sup>rd</sup> QUARTER 2016 ARRIVAL

## N MASTER USRA SINGLE SHEATHED BOX CAR

[www.atlasrr.com/NFreight/nusrasboxcar7.htm](http://www.atlasrr.com/NFreight/nusrasboxcar7.htm)

Atlas' N Scale USRA Single Sheathed Box Car is modeled after the 50-ton outside braced boxcar designed by the United States Railway Administration during World War I. These cars quickly became a common sight on railroads from coast to coast.

**FEATURES:**

- Opening Door
- Andrews trucks
- Ready-to-run
- Accurate painting and printing
- AccuMate® couplers
- Brake detail
- Highly detailed body
- Simulated wood or steel door as per the prototype
- Different rib ends (7-8 or 5-5-5) as per the prototype
- Undecorated cars come with both simulated wood or steel doors

\*CSX Licensed Product (Models shown from previous runs)

**NEW PAINT SCHEMES & ROAD NUMBERS!**

Road Name/Road Numbers	Item #
Undecorated 7-8 Rib End	50 002 752
Undecorated 5-5-5 Rib End	50 002 753
<b>NEW PAINT SCHEMES</b>	
Duluth, Missabe & Northern 3336, 3367	50 002 754-50 002 755
Grand Trunk Western 465023, 465035	50 002 756-50 002 757
Maine Central 35403, 35420	50 002 758-50 002 759
Richmond, Fredericksburg & Potomac* 1131, 1134	50 002 760-50 002 761
<b>NEW ROAD NUMBERS</b>	
Canadian Pacific 236302, 236404	50 002 762-50 002 763
Chicago & North Western 41360, 41302	50 002 764-50 002 765
Pennsylvania 44042, 44123	50 002 766-50 002 767
Southern Pacific 26454, 26607	50 002 768-50 002 769
<b>Undecorated MSRP:</b>	<b>\$18.95</b>
<b>MSRP:</b>	<b>\$23.95</b>





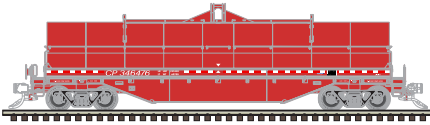
Bethlehem Steel++



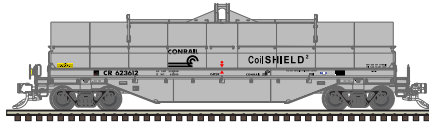
CSX\* (Blue)



US Steel ++




Canadian Pacific



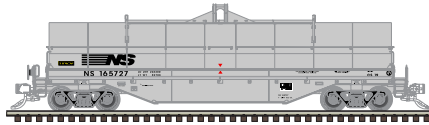
Conrail-CoilSHIELD




Elgin Joliet & Eastern++



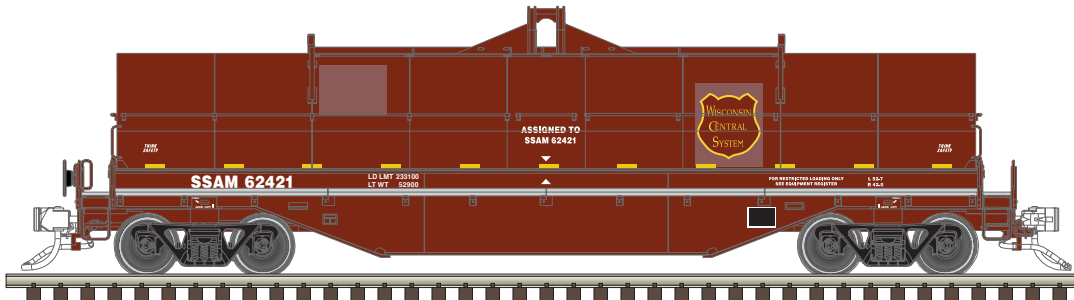
Indiana Harbor Belt



Norfolk Southern (NS-only logo)



Union Pacific



Wisconsin Central

JUNE 2016 ANNOUNCEMENT | 4<sup>th</sup> QUARTER 2016 ARRIVAL



# N MASTER 42' COIL STEEL CAR

[www.atlasrr.com/NFreight/n42coilcar4.htm](http://www.atlasrr.com/NFreight/n42coilcar4.htm)

The increased volume of coiled steel transportation gave rise to a new purpose-built freight car. Previously rolls of coiled-steel had generally traveled in specially equipped gondola cars. In the 1960s a lighter type of car emerged specifically for hauling coils of steel in an integral trough. The car type gained popularity and eventually over 17,000 cars were built. Atlas' model replicates a 42' design with a distinctive fishbelly side sill.

**FEATURES:**

- Crisp painting and lettering
- See-through walks
- Removable hood
- Inside floor detail

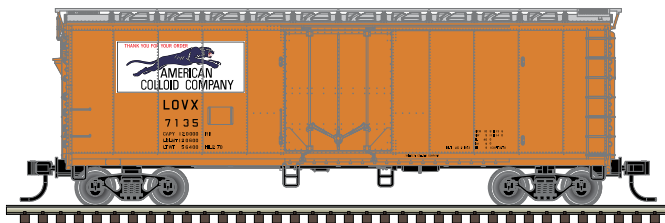


*\*CSX Licensed Product*

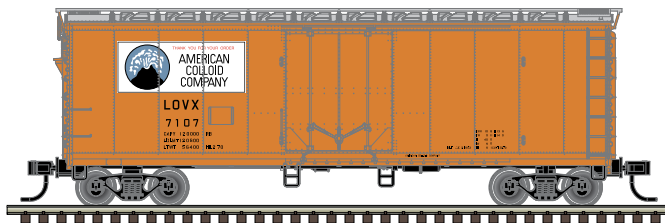
*++ Bethlehem Steel, US Steel and Elgin, Joliet & Eastern are alternate history paint schemes.*

*Canadian Pacific, Conrail-CoilSHIELD, Indiana Harbor Belt, Union Pacific and Wisconsin Central - Paint scheme correct for similar 42' single-hood coil steel car*

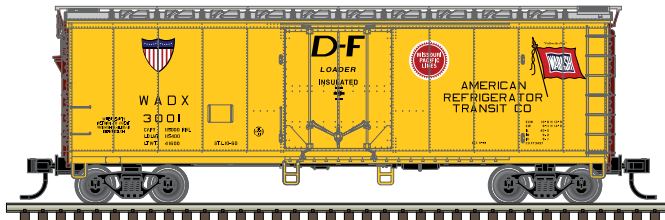
Road Name/Road Numbers	Item #
Undecorated	50 000 837
<b>NEW ROAD NUMBERS</b>	
Bethlehem Steel++ 170800, 170843, 170899	50 002 830-50 002 832
CSX* (Blue) 496617, 496622, 496680	50 002 833-50 002 835
US Steel++ 170543, 170570, 170599	50 002 836-50 002 838
<b>NEW PAINT SCHEMES</b>	
Canadian Pacific 346300, 346399, 346476	50 002 839-50 002 841
Conrail-CoilSHIELD 623612, 623622, 623668	50 002 842-50 002 844
Elgin Joliet & Eastern++ 7500, 7582, 7699	50 002 845-50 002 847
Indiana Harbor Belt 1701, 1744, 1788	50 002 848-50 002 850
Norfolk Southern (NS-only logo) 165715, 165727, 165775	50 002 851-50 002 853
Union Pacific 242004, 242080, 242114	50 002 854-50 002 856
Wisconsin Central 62419, 62421, 62446	50 002 857-50 002 859
<b>Undecorated MSRP:</b>	<b>\$29.95</b>
<b>MSRP:</b>	<b>\$35.95</b>



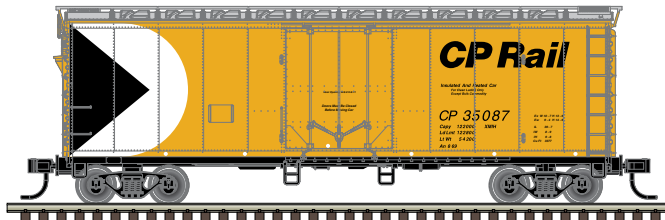
American Colloid (Panther Logo)




American Colloid (Volcano Logo)



American Refrigerator Transit



CP Rail



Finlay Premium



Fruit Growers Express\* (PRR)



JUNE 2016 ANNOUNCEMENT | 4<sup>th</sup> QUARTER 2016 ARRIVAL

## N TRAINMAN® 40' PLUG DOOR CAR

[www.atlastrainman.com/NFreight/tmn40plugdoor.htm](http://www.atlastrainman.com/NFreight/tmn40plugdoor.htm)

This Atlas Trainman model is based upon the typical RBL class of insulated box cars that were used to carry canned goods that required protection from extremes of temperature, but not refrigeration. These cars had neither ice bunkers nor cooling units.

Plug-style doors were normally used to ensure a tight seal in the insulation. Designed for transport of both perishables and large loads, plug doors allowed box cars to be sealed from outside dust and dirt. These Atlas Trainman units are painstakingly designed to provide many hours of optimum, smooth performance and hours of modeling enjoyment.

**FEATURES:**

- Prototypical painting and lettering
- AccuMate® couplers
- Roller-bearing or friction-bearing trucks where appropriate
- And more!

\*CSX Licensed Product



Road Name/Road Numbers	Item #
Undecorated	50 002 770
<b>NEW PAINT SCHEMES</b>	
American Colloid (Panther Logo) 7113, 7135	50 002 771-50 002 772
American Colloid (Volcano Logo) 7107, 7121	50 002 773-50 002 774
American Refrigerator Transit 3001, 3022	50 002 775-50 002 776
CP Rail 35062, 35106	50 002 777-50 002 778
Finlay Premium 2250, 2253	50 002 779-50 002 780
Fruit Growers Express* (PRR) 32764, 32771	50 002 781-50 002 782
<b>Undecorated MSRP:</b>	<b>\$14.95</b>
<b>MSRP:</b>	<b>\$19.95</b>