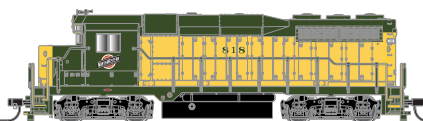


BNSF



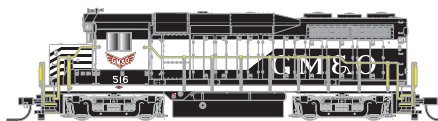
Chesapeake & Ohio*



Chicago & North Western




Cotton Belt



Gulf, Mobile, & Ohio †



Illinois Central Gulf †



Reading, Blue Mountain & Northern



3rd QUARTER 2015 ARRIVAL

N CLASSIC GP30 LOCOMOTIVE

www.atlasrr.com/NLoco/ngp30a.htm
 To Order Online: <http://shop.atlasrr.com/c-725-n76.aspx>

Built in the 1960s by the Electro-Motive Division of General Motors, the GP30 Locomotives were four-wheel truck road switchers that were used in heavy-haul freight services throughout the country. The 2,250 horse power GP30 locomotive was EMD's first step into what was referred to as the "Second Generation" of locomotives. 948 GP30s were produced for North American railroads between July 1961 and November 1963. This locomotive was EMD's answer to GE's U25B locomotive. The GP30's distinctive high profile, stepped cab could be found on railroads coast to coast.


NEW PAINT SCHEMES!

FEATURES:


- Golden-White LEDs
- Directional lighting
- Dual brass flywheels
- Low-friction mechanism
- Factory-installed AccuMate® magnetic knuckle couplers
- Accurate painting and lettering

*CSX Licensed Product
 Low nose headlight not illuminated
 † AAR type B trucks


Road Name/Road Numbers	Analog Item #	Digital Item #
Undecorated w/ Nose Headlight	40 002 432	_____
Undecorated	40 002 433	_____
NEW PAINT SCHEMES		
BNSF 2820, 2828, 2830	40 002 434-40 002 436	40 002 454-40 002 456
Chesapeake & Ohio* 3035, 3005, 3014	40 002 437-40 002 439	40 002 457-40 002 459
Chicago & North Western 810, 818, 819	40 002 440-40 002 442	40 002 460-40 002 462
Cotton Belt 5003, 5005, 5007	40 002 443-40 002 445	40 002 463-40 002 465
Gulf, Mobile, & Ohio 507, 516, 520	40 002 446-40 002 448	40 002 466-40 002 468
Illinois Central Gulf 2251, 2265, 2267	40 002 449-40 002 451	40 002 469-40 002 471
Reading, Blue Mountain & Northern 2530, 2531	40 002 452-40 002 453	40 002 472-40 002 473
MSRP:	\$119.95	\$154.95




Baltimore & Ohio*



Detroit & Lima Northern



Chicago, Milwaukee & St. Paul - DL Bush



US Military Railroad - Gen. Haupt

3rd QUARTER 2015 ARRIVAL

N
SCALE

N MASTER 4-4-0 LOCOMOTIVE

www.atlasrr.com/NLoco/n44loco2.htm

To Order Online: <http://shop.atlasrr.com/c-661-n151.aspx>

The 4-4-0 locomotive was a common sight on North American rails in the 1800s. Approximately 25,000 4-4-0s were produced, before being replaced by larger locomotives in the 1900s. Popularized in American culture and immortalized on movie and TV screens, these locomotives are widely known for their service in the Civil War and in the "Old West".

FEATURES:

- Colorful decoration based on paint schemes from the late 1800s and early 1900s
- Smooth-running motor
- Operating headlight
- Separately-applied bell and handrails
- Factory-equipped with AccuMate® couplers
- Flared or straight stack as per the prototype

*CSX Licensed Product

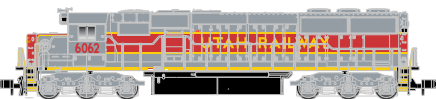
Road Name/Road Numbers	Item #
Undecorated	40 000 464
Painted/Unlettered	40 000 465
NEW PAINT SCHEMES	
Baltimore & Ohio* 25	40 002 119
Detroit & Lima Northern 7	40 002 120
Chicago, Milwaukee & St. Paul - DL Bush	40 002 121
US Military Railroad - Gen. Haupt	40 002 122

MSRP: \$119.95

NEW PAINT SCHEMES!



SD50 - CSX*



SD50 - Utah Railway+



SD50 - Norfolk & Western+



SD60 - Canadian National



SD60 - EMD



SD60 - GATX Locomotive Group



SD60 - Soo Line



SD60M - BNSF



SD60M - Canadian Pacific



SD60M - CSX*



3rd QUARTER 2015 ARRIVAL

N MASTER SD50/60/60M LOCOMOTIVE

www.atlasrr.com/NLoco/nsd5060s4.htm

To Order Online: <http://shop.atlasrr.com/c-744-n80.aspx> • <http://shop.atlasrr.com/c-724-n70.aspx>

EMD introduced the SD-50 in the early 1980s with a 16 cylinder, 3500 h.p. engine to attain the power that they had earlier gotten from a 20 cylinder locomotive. The SD-60 varied little from its predecessor visually, the main changes taking place internally with the aging 645F engine being replaced by the 710G. The two locomotives can be distinguished by the door panels; the SD-50 features four latched doors in six door panels whereas the SD-60 has six latched doors in eight door panels.



FEATURES:

- Directional lighting
- Blackened wheels
- Golden-White LEDs
- Slower speed motor for closer to scale speeds
- AccuMate[®] magnetic knuckle couplers
- DCC Models are equipped with NCE Decoders
- Separate plow and winterization hatch that can be installed by the modeler

*CSX Licensed Product
+ Actual locomotive does not match model prototype

Road Name/Road Numbers	Analog Item #	DCC Item #
SD-50 LOCOMOTIVE		
Undecorated	40 002 019	40 002 050
NEW PAINT SCHEMES		
CSX* 8541, 8641	40 002 020-40 002 021	40 002 051-40 002 052
Utah Railway+ 6060, 6064	40 002 022-40 002 023	40 002 053-40 002 054
Norfolk & Western+ 6501, 6503, 6504	40 002 024-40 002 026	40 002 055-40 002 057
SD-60 LOCOMOTIVE		
Undecorated	40 002 027	40 002 058
NEW PAINT SCHEMES		
Canadian National 5404, 5414, 5420	40 002 028-40 002 030	40 002 059-40 002 061
EMD 8300, 8301, 8302	40 002 031-40 002 033	40 002 062-40 002 064
GATX Locomotive Group 9014, 9059	40 002 034-40 002 035	40 002 065-40 002 066
Soo Line 6044, 6053	40 002 036-40 002 037	40 002 067-40 002 068
SD-60M LOCOMOTIVE		
Undecorated 2 Window	40 002 038	40 002 069
Undecorated 3 Window	40 002 039	40 002 070
NEW PAINT SCHEMES		
BNSF 8129, 8130, 8131	40 002 040-40 002 042	40 002 071-40 002 073
Canadian Pacific 6258, 6259, 6260, 6262	40 002 043-40 002 046	40 002 074-40 002 077
CSX* 8765, 8768, 8773	40 002 047-40 002 049	40 002 078-40 002 080
MSRP:	\$129.95	\$169.95



Seaboard System*



Chessie System (B&O)*



Chessie System (C&O)*



Penn Central



Penn Central "Red P"



Southern Pacific "Kodachrome"



VMV Leasing



Southern

3rd QUARTER 2015 ARRIVAL

N
SCALE

N MASTER SD35 LOCOMOTIVE

www.atlasrr.com/NLoco/nsd35c.htm

To Order Online: <http://shop.atlasrr.com/c-747-n81.aspx>

Between 1964 and 1966, EMD built a total of 360 six-axle 2,500hp SD35 locomotives. An additional 35 steam generator-equipped SDP35 locomotives were also built during this period. These were all part of EMD's "35-Series" which also featured the four-axle, 2,250hp GP35 locomotive. All locomotives included the standard EMD 567-series prime mover. A stock model weighed 360,000 pounds, but many roads chose to add weight to increase the locomotive's tractive effort. From the mid-1960s through the 1980s, the SD35 could be found in road service on both large and mid-sized roads across the US. Today the number of active units has dwindled to a select few, including those operated by regional railroad Montana Rail Link.

NEW PAINT SCHEMES!

FEATURES:

- Directional lighting
- Walkway safety tread
- Blackened metal wheels
- Scale speed™ motor
- Factory-equipped with AccuMate® knuckle couplers
- Painted handrails
- Golden-white LEDs
- DCC Models are equipped with NCE Decoders

*CSX Licensed Product (HO models shown)

Road Name/Road Numbers	Standard Item #	DCC Item #
LOW HOOD VERSION		
Undecorated w/o HL	40 002 081	40 002 100
Undecorated w/ HL	40 002 082	40 002 101
NEW PAINT SCHEMES		
Seaboard System* 4512, 4521	40 002 083-40 002 084	40 002 102-40 002 103
Chessie System (B&O)* 7405, 7415	40 002 085-40 002 086	40 002 104-40 002 105
Chessie System (C&O)* 7422, 7427	40 002 087-40 002 088	40 002 106-40 002 107
Penn Central 6012, 6028	40 002 089-40 002 090	40 002 108-40 002 109
Penn Central "Red P" 6035	40 002 091	40 002 110
Southern Pacific "Kodachrome" 2968	40 002 092	40 002 111
HIGH HOOD VERSION		
Undecorated	40 002 093	40 002 112
NEW PAINT SCHEMES		
VMV Leasing 2601, 2602	40 002 094-40 002 095	40 002 113-40 002 114
Southern 219, 223, 3018, 3038	40 002 096-40 002 099	40 002 115-40 002 118
MSRP:	\$114.95	\$149.95



Gulf, Mobile & Ohio



Long Island



Lamoille Valley



Rutland



Susquehanna



Louisville & Nashville* (ex-Rutland)



Canadian National



Southern Pacific

**N
SCALE**

3RD QUARTER 2015 ARRIVAL

N CLASSIC RS-3 & RSD-4/5 LOCOMOTIVES

www.atlasrr.com/NLoco/nrs3d.htm

To Order Online: <http://shop.atlasrr.com/c-739-n73.aspx> • <http://shop.atlasrr.com/c-729-n715.aspx>

Well over 1,300 RS-3 road-switcher locomotives were built by ALCO between 1950 and 1956. It can be considered one of the most successful four-axle diesel road-switchers ever produced by the builder. During this same time-period, ALCO offered a six-axle road-switcher which was more commonly found in the west. The RSD-4/5 was externally very similar to the RS-3, having six-axle trucks as an obvious spotting feature. They produced the same 1,600hp as an RS-3, but offered increased tractive effort due to the use of a larger generator. Many RSD-4/5s were assigned to operate in mountainous territory (with varying degrees of success) on the Southern Pacific, Santa Fe and the Utah Railway.

**NEW PAINT
SCHEMES!**

FEATURES:

- Golden-white LEDs
- Directional lighting
- Separately-applied painted handrails (where appropriate)
- Blackened metal wheels
- Scale Speed™ motor
- Factory-installed AccuMate® magnetic knuckle couplers
- Accurate painting and printing

*CSX Licensed Product

Road Name/Road Numbers	Item #
RS-3 LOCOMOTIVES	
Undecorated	40 002 224
NEW PAINT SCHEMES	
Gulf, Mobile & Ohio 1515, 1518	40 002 205-40 002 206
Lamoille Valley 7801, 7802	40 002 207-40 002 208
Long Island 1554, 1558	40 002 209-40 002 210
Susquehanna 101, 104	40 002 211-40 002 212
Louisville & Nashville* (ex-Rutland) 261, 264	40 002 213-40 002 214
Rutland 202, 207	40 002 215-40 002 216
Canadian National 3003, 3010	40 002 217-40 002 218
RSD-4/5 LOCOMOTIVES	
Undecorated	42300
NEW PAINT SCHEME	
Southern Pacific 5295, 5303	40 002 219-40 002 220
MSRP:	\$119.95



Painted / Unlettered



Crown Willamette Paper Co.



Sugar Pine Lumber Co.



Argentine Central



East Side Logging



New York & Pennsylvania Co. Inc.



Pickering Lumber Corp.

4th QUARTER 2015 ARRIVAL

**N
SCALE**

N MASTER SHAY LOCOMOTIVE

www.atlasrr.com/NLoco/nshay2.htm

To Order Online: <http://shop.atlasrr.com/c-614-n107.aspx>

Modeled after the Two-Truck Shay Locomotive that was built in the 1920s, this type of engine was used by many lumber, mining, quarry company railroads, other industrial railroads, a few common carrier short lines and major railroad systems for service in the logging and milling industries.

NEW PAINT SCHEMES!

FEATURES:

- Die-cast frame and boiler
- Drive shaft detail
- Operating drive-shaft
- Directional lighting
- All wheel drive and all wheel pick-up
- Separately-applied grab railings
- Prototypical painting and lettering
- DCC capable-motor isolated from frame
- Minimum radius: 9-3/4"
- All numbered locomotives feature black painting with white lettering.

Road Name/Road Numbers

Item #

BACK BY POPULAR DEMAND!

Undecorated	41620
Painted / Unlettered	41627
Crown Willamette Paper Co. 1	41622
Sugar Pine Lumber Co. 10	41625

NEW PAINT SCHEMES

Argentine Central 4	41635
East Side Logging 107	41636
New York & Pennsylvania Co. Inc. 3	41637
Pickering Lumber Corp. 3	41638


MSRP: \$199.95



Canadian National

Central Vermont

Grand Trunk Western



Chicago & North Western

Lehigh Valley

Milwaukee Road



New Haven

Rio Grande

Union Pacific



4th QUARTER 2015 ARRIVAL

N MASTER S-2 LOCOMOTIVE

www.atlasrr.com/NLoco/ns2a.htm

To Order Online: <http://shop.atlasrr.com/c-1223-n160.aspx>



NEW PAINT SCHEMES!

FEATURES:

- Scaled from actual prototype measurements
- Option for horizontal or vertical radiator shutters
- Fine scale handrails
- Separately-applied coupler cut levers, air hoses, piping, etc.
- Directional LED lighting (includes cab rear headlight)
- Die-cast hood & chassis for improved pulling performance
- Digital-ready chassis
- Dual-flywheels for maximum performance at all speeds
- Factory-equipped with AccuMate® knuckle couplers
- Exceptional painting and printing

DCC OPERATION FEATURES:

- Supports all DCC-programming modes
- Flexible mapping of function keys F0 to F28.
- A total of 4 DCC function outputs are available
- Follows all NMRA DCC standards and recommended practices.

Road Name/Road Numbers	Silver Item #	Gold Item #
Undecorated	40 000 693	40 000 712
NEW PAINT SCHEMES		
Canadian National 8113, 8116	40 002 123-40 002 124	40 002 145-40 002 146
Central Vermont 8093	40 002 125	40 002 147
Grand Trunk Western 8110	40 002 126	40 002 148
Chicago & North Western 1011, 1015, 1035	40 002 127-40 002 129	40 002 149-40 002 151
Lehigh Valley 150, 159, 162	40 002 130-40 002 132	40 002 152-40 002 154
Milwaukee Road 1663, 1665, 1669	40 002 133-40 002 135	40 002 155-40 002 157
New Haven 0602, 0611, 0617	40 002 136-40 002 138	40 002 158-40 002 160
Rio Grande 111, 113, 117	40 002 139-40 002 141	40 002 161-40 002 163
Union Pacific 1106, 1113, 1136	40 002 142-40 002 144	40 002 164-40 002 166
MSRP:	\$119.95	\$239.95

SOUND FUNCTIONALITY FEATURES (GOLD LOCOMOTIVES ONLY):

- Over 20 sound effects are available, including engine start-up and shutdown, prime mover sounds through all eight notches, bell, air horn, air compressor, dynamic brakes and more.
- There are 16 user-selectable horns, 2 user-selectable bells, and 2 user-selectable synchronized brake squeals.
- Manual and Automatic Notching modes with the ability to change modes "on the fly" are provided for true realism.



Conrail



Santa Fe



Union Pacific



Norfolk Southern



Southern



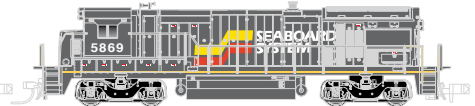
Frisco



Southern Pacific



CSX*



Seaboard System*

4th QUARTER 2015 ARRIVAL



N MASTER B23/30/36-7 LOCOMOTIVE

www.atlasrr.com/NLoco/nb237b.htm

To Order Online: <http://shop.atlasrr.com/c-749-n83.aspx>

General Electric's "Dash 7" locomotive line was introduced as a replacement for the older "Universal-Series" of the 60s and early 70s. "Dash 7" series improvements included increased fuel efficiency, tractive effort and reliability. The B23-7 was a direct replacement for the 2,250HP U23B model. The first units were produced for Conrail in September, 1977 (ironically, 3 months after the last U23B was delivered to Conrail). Production continued through 1984, with a total of 535 units built. Conrail was the largest purchaser of the model, with a total fleet of 141 units.

FEATURES:

- Directional lighting
- Golden-white LEDs
- Dual brass flywheels
- Low-friction mechanism
- Accurate painting and lettering
- Factory-installed AccuMate® magnetic knuckle couplers

NEW PAINT SCHEMES!

*CSX Licensed Product (HO models shown)

Road Name/Road Numbers	Analog Item #	Digital Item #
B23-7 LOCOMOTIVE		
Undecorated (Thin Anti-climber)	40 002 372	_____
Undecorated (Thick Anti-climber)	40 002 373	_____
Undecorated (High Hood)	40 002 374	_____
NEW PAINT SCHEMES		
Conrail 1971, 1984, 1987	40 002 375-40 002 377	40 002 404-40 002 406
Santa Fe 6366, 6372, 6379	40 002 378-40 002 380	40 002 407-40 002 409
Union Pacific 144, 158, 166	40 002 381-40 002 383	40 002 410-40 002 412
B23-7 HIGH HOOD LOCOMOTIVE - NEW PAINT SCHEMES		
Norfolk Southern 3975, 3980, 3987	40 002 384-40 002 386	40 002 413-40 002 415
Southern 3970, 3978, 3989	40 002 387-40 002 389	40 002 416-40 002 418
B30-7 LOCOMOTIVE		
Undecorated	40 002 390	_____
NEW PAINT SCHEMES		
Frisco 863, 866, 870	40 002 391-40 002 393	40 002 419-40 002 421
Southern Pacific 7865, 7880	40 002 394-40 002 395	40 002 422, 40 002 424
Southern Pacific 7883	40 002 396	40 002 425
B36-7 LOCOMOTIVE		
Undecorated	40 002 397	_____
NEW PAINT SCHEMES		
CSX* 5811, 5835, 5908	40 002 398-40 002 400	40 002 426-40 002 428
Seaboard System* 5808, 5822, 5860	40 002 401-40 002 403	40 002 429-40 002 431
MSRP:	\$124.95	\$159.95



Conrail Quality



Massachusetts Central



Missouri Pacific



Ontario Northland




Seaboard System*



Union Pacific



N de M



Norfolk Southern



Southern



4th QUARTER 2015 ARRIVAL

N MASTER GP38-2 LOCOMOTIVE

www.atlasrr.com/NLoco/ngp38-2e.htm
 To Order Online: <http://shop.atlasrr.com/c-629-n120.aspx>

The Dash 2 locomotive series, unveiled by EMD in 1972, featured significant changes, such as a solid-state, modular electrical control system and improved engine components designed to increase traction and reduce exhaust emissions. A reliable work-horse, the GP38-2 remains one of the most successful locomotives ever built. Most are still in service today.



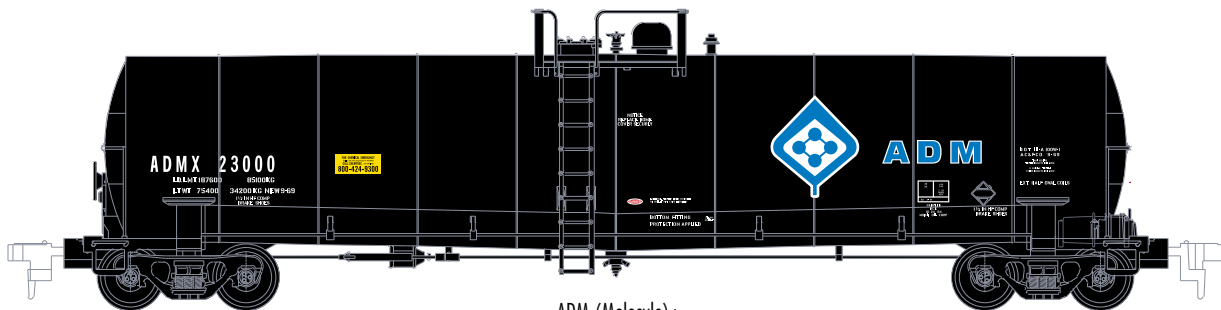
FEATURES:

- Golden-white LEDs
- Painted safety rails
- Directional lighting
- Blackened metal wheels
- Scale Speed™ motor
- Factory-installed AccuMate® magnetic knuckle couplers
- Separately-applied coupler cut levers
- Now with NCE Decoders


ADDITIONAL FEATURES:

- Non-Dynamic, Dynamic, and Extended Range Dynamic Brakes used where appropriate
- Pilot: Standard or with Snow Plow
- Low short hood and High short hood versions available

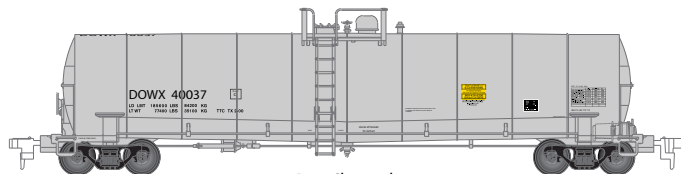
Road Name/Road Numbers	Analog Item #	Digital Item #
GP38-2 LOCOMOTIVE		
Undecorated w/o DB	40 002 268	40 002 287
Undecorated w/ DB	40 002 269	40 002 288
NEW PAINT SCHEMES		
Conrail Quality 8060, 8072, 8078	40 002 270-40 000 272	40 002 289-40 002 291
Massachusetts Central 1750, 1751	40 002 273-40 002 274	40 002 292-40 002 293
Missouri Pacific 860, 874, 888	40 002 275-40 002 277	40 002 294-40 002 296
Ontario Northland 1800, 1801, 1802	40 002 278-40 002 280	40 002 297-40 002 299
Seaboard System* 515, 517, 525	40 002 281-40 002 283	40 002 300-40 002 302
Union Pacific 2105, 2114, 2119	40 002 284-40 002 286	40 002 303-40 002 305
GP38-2 HIGH NOSE LOCOMOTIVE		
Undecorated	40 002 306	40 002 316
NEW PAINT SCHEMES		
N de M 9204, 9205, 9211	40 002 307-40 002 309	40 002 317-40 002 319
Norfolk Southern 5002, 5004, 5016	40 002 310-40 002 312	40 002 320-40 002 322
Southern 5125, 5136, 5149	40 002 313-40 002 315	40 002 323-40 002 325
MSRP:	\$119.95	\$154.95



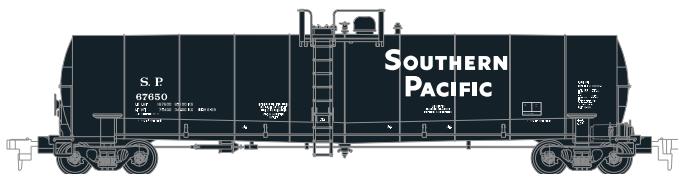
ADM (Molecule)±




Dana Railcare≠



Dow Chemical≠



Southern Pacific±



Union Carbide≠

3rd QUARTER 2015 ARRIVAL



N MASTER 23,500 GALLON TANK CAR

www.atlasrr.com/NFreight/n235tank5.htm

To Order Online: <http://shop.atlasrr.com/c-656-n147.aspx>

The 23,500 gallon tank car was originally built by ACF® Industries as a general-purpose, single-compartment insulated car that was also coiled and non-pressurized. Our model represents cars built from 1969 and that are still in service today. A wide variety of products can be transported in this size and type of tank car, making it a popular choice for transporting goods. Products that are commonly transported include asphalt, ethanol, fuel oil, metal sodium, molten phenol, paraffin wax, tallow, urethane polyol, and vegetable oil.

FEATURES:

- Separately molded brake line plumbing
- Ultra-thin handrails
- Tank fittings and safety placards
- 100-ton roller-bearing trucks
- Brake wheel chain detail
- Accurate painting and lettering
- Factory-installed AccuMate® magnetic knuckle couplers

≠ Paint schemes accurate for similar insulated coiled type T106 tank cars.

± Alternate history paint schemes

Road Name/Road Numbers

Undecorated

NEW PAINT SCHEMES

ADM (Molecule)± 23000, 23017, 23099

Dana Railcare≠ 123033, 123037, 123042

Dow Chemical≠ 40033, 40037, 40040

Southern Pacific± 67650, 67655, 67699

Union Carbide≠ 400140, 400151, 400175

Undecorated MSRP:

MSRP:

Item #

50 002 153

50 002 066-50 002 068

50 002 069-50 002 071

50 002 072-50 002 074

50 002 075-50 002 077

50 002 078-50 002 080

\$22.95

\$27.95





Akron, Canton & Youngstown



Canadian Pacific



Chicago & North Western



Delaware & Hudson



Lehigh & New England



Louisville & Nashville



Santa Fe - Chief



Santa Fe - Grand Canyon

**N
SCALE**

3rd QUARTER 2015 ARRIVAL

N MASTER 40' PS-1 BOX CAR WITH 6' DOORS

www.atlasrr.com/NFreight/n40boxcar2.htm
To Order Online: <http://shop.atlasrr.com/c-683-n300.aspx>

The 40' Boxcar is widely known as one of the most popular freight cars used by railroads as they transitioned from steam to diesel. In particular the Pullman Standard or PS-1 design was one of the most popular and was widely used by North American railroads. These boxcars were built beginning in 1947 and share the same basic design, with certain elements such as door size, door style or roof type varying among the different railroads and production years. When production of these cars ceased in 1963, over 100,000 had been produced.

**NEW BODY
STYLE!**

FEATURES:

- Body mounted Accumate couplers
- Barber S-2A 50-ton trucks with metal wheels
- Separately applied ladders
- Etched metal roof walk
- 12 stiffener roof
- Ajax and Miner brake wheels
- This run features 6' doors

*CSX Licensed Product

Road Name/Road Numbers	Item #
NEW BODY STYLE	
Undecorated - 6' Door / 12 Stiffener Roof	50 001 931
Akron, Canton & Youngstown 842, 704	50 001 932-50 001 933
Canadian Pacific 268804, 268943	50 001 934-50 001 935
Chicago & North Western 6825, 7543	50 001 936-50 001 937
Delaware & Hudson 18707, 18494	50 001 938-50 001 939
Lehigh & New England 8861, 9049	50 001 940-50 001 941
Louisville & Nashville* 18052, 18301	50 001 942-50 001 943
Santa Fe - Chief 31730, 31744	50 001 944-50 001 945
Santa Fe - Grand Canyon 31626, 31690	50 001 946-50 001 947

Undecorated MSRP: \$21.95
MSRP: \$27.95



Peoria & Eastern*



Litchfield & Madison (CNW)



Illinois Central



Norfolk Southern



Baltimore & Ohio*



Canadian Pacific



Louisville & Nashville*



Reading

3rd QUARTER 2015 ARRIVAL



N MASTER 2-BAY OFFSET HOPPER

www.atlasrr.com/NFreight/n2bayoffsethopper6.htm

To Order Online: <http://shop.atlasrr.com/c-639-n130.aspx>

The Association of American Railroads (AAR) developed a standard design for 50-ton and 70-ton twin offset open hopper cars starting in the late 1920s. The design was modified in the mid-1930s, and through 1960 over 127,000 cars had been built to the basic AAR specification. Nearly all major car builders of the time constructed cars of this 33' interior length design, and some were even built at railroad home shops. Eastern coal carriers such as Chesapeake & Ohio, Baltimore & Ohio and Louisville & Nashville each amassed the largest fleets. However, the twin offset hopper design was not limited to coal service, with ore and aggregates also being hauled. They could also be found operating in a wide range of services including unit coal trains, blocks of loaded cars destined to a large consignee, and even "loose" single car loads heading to smaller customers.

FEATURES:

- Prototypical painting and lettering
- Plastic body with die cast chassis
- Removable coal load

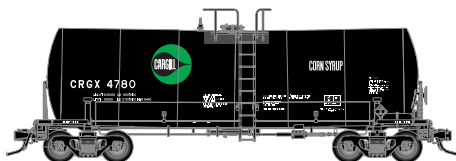
*CSX Licensed Product

NEW PAINT SCHEMES & ROAD NUMBERS!

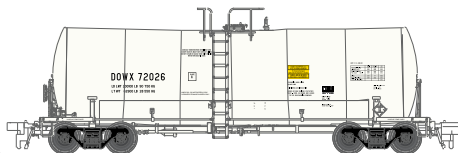
Road Name/Road Numbers	Item #
Undecorated - Flat End	50 001 180
NEW PAINT SCHEMES	
Peoria & Eastern* 2802, 2831	50 002 154-50 002 155
Peoria & Eastern* 3-Pack 2808, 2816, 2843	50 002 156
Litchfield & Madison (CNW) 1001, 1073	50 002 157-50 002 158
Litchfield & Madison (CNW) 3-Pack 1014, 1042, 1065	50 002 159
Illinois Central 69454, 69460	50 002 160-50 002 161
Illinois Central 3-Pack 69423, 69438, 69477	50 002 162
Norfolk Southern 9114, 9149	50 002 163-50 002 164
Norfolk Southern 3-Pack 9110, 9127, 9140	50 002 165
NEW ROAD NUMBERS	
Baltimore & Ohio* 640455, 640490	50 002 166-50 002 167
Baltimore & Ohio* 3-Pack 640471, 640488, 640506	50 002 168
Canadian Pacific 357007, 357142	50 002 169-50 002 170
Canadian Pacific 3-Pack 357022, 357099, 357180	50 002 171
Louisville & Nashville* 62200, 62504	50 002 172-50 002 173
Louisville & Nashville* 3-Pack 62465, 62533, 62699	50 002 174
Reading 86049, 86122	50 002 175-50 002 176
Reading 3-Pack 86097, 86148, 86240	50 002 177
Undecorated MSRP:	\$16.95
MSRP:	\$18.95
3-Pack MSRP:	\$56.85



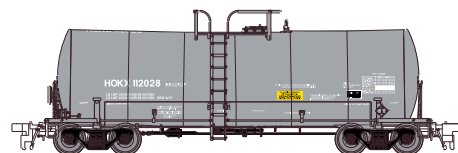
ADM Corn Sweeteners



Cargill



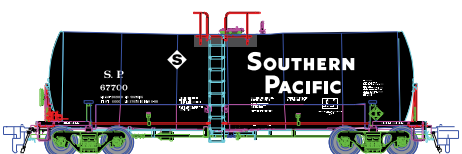
Dow Chemical£



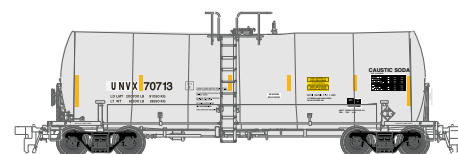
Occidental Chemical£



Rampart Range



Southern Pacific±



Univar Canada, Ltd£



3rd QUARTER 2015 ARRIVAL

N MASTER 17,600 GALLON CORN SYRUP TANK CAR

www.atlasrr.com/NFreight/ntrinity6.htm
 To Order Online: <http://shop.atlasrr.com/c-619-n110.aspx>

The prototype for the 17,600 Gallon Corn Syrup Tank Car was built in large numbers by Trinity Industries between 1984 and 1998. Of the over 7,000 cars that were built, most are still in active service today.

These tank cars are commonly used to transport varying grades of corn syrup, liquid sugar, and molasses from processing facilities to bulk distribution centers and other end-users throughout the US and Canada. They are a very common sight on today's railroads, and they have been for two decades. This initial release features three of the most common manway/top platform arrangements as specified by ADM, Cargill, and Corn Products (among others).

FEATURES:

- Two separate styles of manway / platform / ladder arrangements (used as appropriate per road name).
- Fine scale railings
- Separately applied brake rigging
- Separately applied manway "clamshell"-style cover (used when appropriate per road name)
- 100-Ton Roller Bearing Trucks
- Accurate painting and printing
- Full stand-alone brake system details
- Bottom outlet valve detail
- Stand-alone heater coil pipes
- Highly detailed body with prototypical jacket seams
- See-through top platform grating
- AccuMate® couplers



Road Name/Road Numbers	Item #
Undecorated (ADM/MCP)	50 002 099
Undecorated (Cargill)	50 002 100
NEW PAINT SCHEMES	
ADM Corn Sweeteners 16520, 16821, 17012	50 002 081-50 002 083
Cargill 6213, 6231, 6237	50 002 084-50 002 086
Dow Chemical£ 72026, 72032, 72042	50 002 087-50 002 089
Occidental Chemical£ 112028, 112039, 112048	50 002 090-50 002 092
Rampart Range 515, 538, 598	50 002 093-50 002 095
Southern Pacific± 67700, 67026, 67749	50 002 096-50 002 098
Univar Canada, Ltd£ 70703, 70713, 70737	50 002 178-50 002 180

Undecorated MSRP: \$24.95
MSRP: \$29.95

£ Paint schemes accurate for similar insulated coiled type T104 tank cars.

± Alternate History paint schemes



British Columbia Railway



Canadian National



Grand Trunk Western

3rd QUARTER 2015 ARRIVAL



N MASTER NSC 50' BOX CAR

www.atlasrr.com/NFreight/nsc50pdbc.htm

To Order Online: <http://shop.atlasrr.com/c-1345-n202.aspx>

From 1975 to 1980 National Steel Car built over one-thousand 50'6" single-plug door box cars. Most of the 100-ton cars went to Canadian railroads primarily for paper service. Two hundred 70-ton cars went into food service for the Grand Trunk Western. The models have a number of variations corresponding to the prototype.

FEATURES:

- Bodies: 5111 or 5277 cubic foot styles
- Ends: Nine or ten corrugations
- Doors: 9ft or 10ft plug doors
- Side Sills: Deep or shallow sills
- Trucks: 70- or 100-ton



Road Name/Road Numbers

Item #

NEW MODEL

Undecorated - NSC 5111 PD Box Car	50 002 139
Undecorated - NSC 5277 PD Box Car	50 002 140
British Columbia Railway 851011, 851014, 851019, 851021	50 002 141-50 002 144
Canadian National 1980 413020, 413023, 413025, 413154	50 002 145-50 002 148
Grand Trunk Western 598031, 598069, 598087, 598179	50 002 149-50 002 152

Undecorated MSRP:

\$18.95

MSRP:

\$22.95



Ann Arbor



American Potash & Chemical



BNSF ∞



Duluth Missabe & Iron Range



Great Northern



Illinois Central Gulf



Pittsburgh & West Virginia



Rutland



3rd QUARTER 2015 ARRIVAL

N TRAINMAN[®] PS-2 COVERED HOPPER

www.atlastrainman.com/NFreight/tmmps2.htm

To Order Online: <http://shop.atlasrr.com/c-689-n36.aspx>

Covered hoppers are a relatively new car family. The AAR considered these "special" cars until the 1980s when they finally got their own car type code category. These early covered hopper designs were built primarily for more efficient cement loading and unloading (previously cement was bagged and placed in box cars). This two-bay covered hopper car design was built by Pullman-Standard starting in the late 1940s with production continuing into the 1950s. This car features eight round roof hatches for quick loading. Two large gravity gates were used to discharge the commodity as quickly as possible. Capacity is rated at 2,003 cubic foot.

FEATURES:

- 50-ton friction bearing or 70-ton roller bearing (where appropriate by road name)
- Intricate brake detail
- Accumate[®] couplers
- Fine painting and printing

∞ prototype is a slightly larger 3010 cu ft Pullman-Standard covered hopper car



Road Name/Road Numbers	Item #
Undecorated	50 002 101
NEW PAINT SCHEMES	
Ann Arbor 527, 560, 581	50 002 102-50 002 104
American Potash & Chemical 31317, 31331	50 002 105-50 002 106
BNSF ∞ 405625, 405648, 405649	50 002 107-50 002 109
Duluth Missabe & Iron Range 4972, 4987	50 002 110-50 002 111
Great Northern 71430, 71477, 71492	50 002 112-50 002 114
Illinois Central Gulf 701735, 701755, 701770	50 002 115-50 002 117
Pittsburgh & West Virginia 1955, 1971, 1990	50 002 118-50 002 120
Rutland 500, 504, 513	50 002 121-50 002 123
Undecorated MSRP:	\$13.95
MSRP:	\$17.95



Burlington Route



Great Northern



Santa Fe



Southern Pacific



Elgin, Joliet & Eastern



Gulf, Mobile & Ohio



Vermont Railway

3rd QUARTER 2015 ARRIVAL



N TRAINMAN® CUPOLA CABOOSE

www.atlastrainman.com/NFreight/tmncupcab.htm

To Order Online: <http://shop.atlasrr.com/c-667-n19.aspx>

The Atlas Trainman Cupola Caboose is based on the Santa Fe 1500-1649 class caboose constructed by American Car & Foundry in 1927. This style caboose was ubiquitous to the Santa Fe railroad all the way to the end of the era where cabooses we commonly used. Many of the original cabooses were rebuilt in the early 70's and continued to be used on the Santa Fe as well as handed down to other railroads throughout the country.

FEATURES:

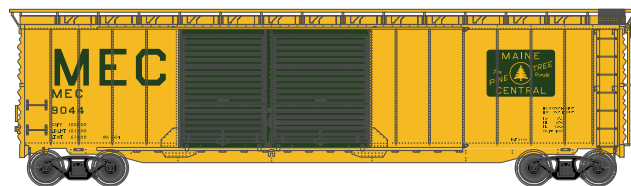
- Endrails
- Rivet detail
- AccuMate® couplers
- Ready-to-run

NEW PAINT SCHEMES & ROAD NUMBERS!

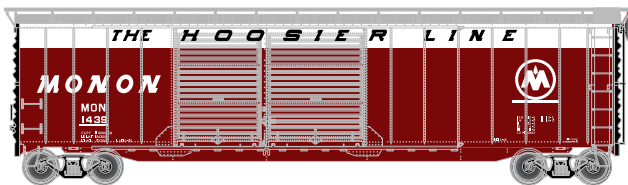
Road Name/Road Numbers	Item #
Undecorated	50 002 124
NEW ROAD NUMBERS	
Burlington Route 13503, 13510	50 002 125-50 002 126
Great Northern X251, X260	50 002 127-50 002 128
Santa Fe 999133, 999190	50 002 129-50 002 130
Southern Pacific 330, 342	50 002 131-50 002 132
NEW PAINT SCHEMES	
Elgin, Joliet & Eastern 529, 533	50 002 133-50 002 134
Gulf, Mobile & Ohio 2702, 2711	50 002 135-50 002 136
Vermont Railway 3, 7	50 002 137-50 002 138
Undecorated MSRP:	\$13.95
MSRP:	\$19.95



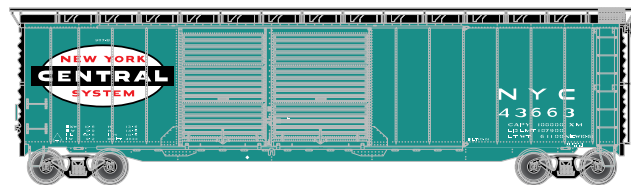
Frisco



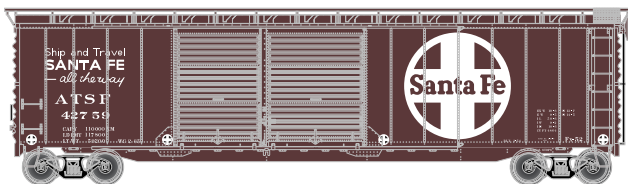
Maine Central



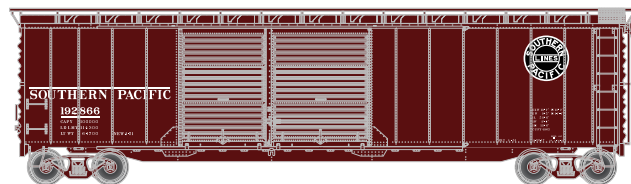
Monon*



New York Central*



Santa Fe



Southern Pacific

**N
SCALE**

3rd QUARTER 2015 ARRIVAL

N TRAINMAN® 50' DOUBLE DOOR BOX CAR

www.atlastrainman.com/NFreight/tmn50dd.htm

To Order Online: <http://shop.atlasrr.com/c-672-n21.aspx>

At the end of World War II, railroads ordered large numbers of 50' AAR boxcars with a standard design that was first widely used in the late 1940s. This design was based on the original 1937 AAR design but was modified in the post-war era to include: improved dreadnaught end and diagonal panel roofs with standard or overhanging design. These 50' box cars were a common sight on American railroads well into the 1970s and 1980s.

FEATURES:

- Colorful painting and printing
- Equipped with AccuMate® operating knuckle couplers

*CSX Licensed Product

**NEW PAINT
SCHEMES!**

Road Name/Road Numbers	Item #
Undecorated - Double Door	50 002 244
NEW PAINT SCHEMES	
Frisco 7004, 7090	50 002 245-50 002 246
Maine Central 9008, 9044	50 002 247-50 002 248
Monon* 1439, 1433	50 002 249-50 002 250
New York Central* 43663, 43630	50 002 251-50 002 252
Santa Fe 42722, 42759	50 002 253-50 002 254
Southern Pacific 192866, 192862	50 002 255-50 002 256
Undecorated MSRP:	\$14.95
MSRP:	\$19.95



AK Steel‡



Armco Steel‡



CSI‡



Nucor‡



Republic Steel‡



Union Railroad‡



US Steel Geneva Works‡

4th QUARTER 2015 ARRIVAL



N MASTER 42' COIL STEEL CAR

www.atlasrr.com/NFreight/n42coilcar3.htm

To Order Online: <http://shop.atlasrr.com/c-735-n720.aspx>

The increased volume of coiled steel transportation gave rise to a new purpose-built freight car. Previously rolls of coiled-steel had generally traveled in specially equipped gondola cars. In the 1960s a lighter type of car emerged specifically for hauling coils of steel in an integral trough. The car type gained popularity and eventually over 17,000 cars were built. Atlas' model replicates a 42' design with a distinctive fishbelly side sill.

NEW PAINT SCHEMES!

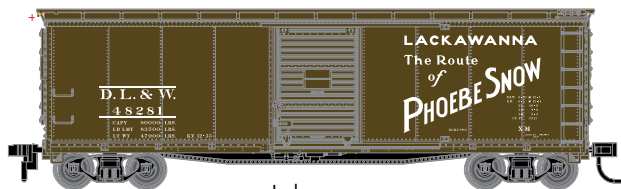
FEATURES:

- Crisp painting and lettering
- See-through walks
- Removable hood
- Inside floor detail

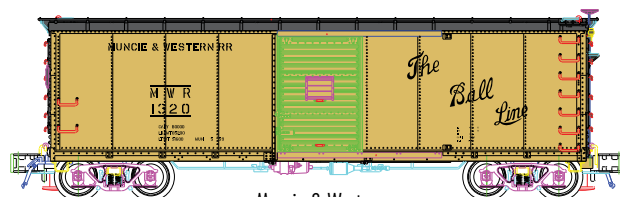
(HO models shown)

‡Alternate History paint scheme

Road Name/Road Numbers	Item #
Undecorated	50 002 181
NEW PAINT SCHEMES	
AK Steel‡ 160100, 160115	50 002 182-50 002 183
Armco Steel‡ 150000, 150002	50 002 184-50 002 185
CSI‡ 100001, 100010	50 002 186-50 002 187
Nucor‡ 120000, 120009	50 002 188-50 002 189
Republic Steel‡ 180001, 180025	50 002 190-50 002 191
Union Railroad‡ 500001, 500050	50 002 192-50 002 193
US Steel Geneva Works‡ 300000, 300012	50 002 194-50 002 195
Undecorated MSRP:	\$29.95
MSRP:	\$35.95



Lackawanna




Muncie & Western



Santa Fe - "El Capitan"



Santa Fe - "Super Chief"



Southern Pacific



Western Pacific

**N
SCALE**

4th QUARTER 2015 ARRIVAL

N MASTER USRA STEEL REBUILT BOX CAR

www.atlasrr.com/NFreight/nsteelrebuilt4.htm
To Order Online: <http://shop.atlasrr.com/c-625-n117.aspx>

By the beginning of WWII, the majority of the classic USRA double-sheathed box cars and their clones were rebuilt with steel sides. More rebuilds followed in the late 1940s and early 1950s. By late 1948, close to 14,000 of the original 24,500 USRA double-sheathed cars had been rebuilt with quite a degree of variation including the end, door and underframe. These steel side rebuilds were far more popular than their single-sheathed counterparts and make a great addition to the Atlas N scale product line.

FEATURES:

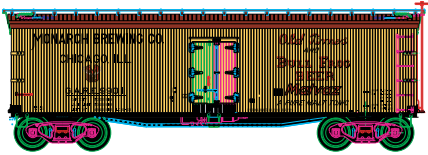
- Opening Door
- Andrews trucks
- Ready-to-run
- Accurate painting and printing
- AccuMate® couplers
- Brake detail
- Highly detailed body
- Simulated wood or steel door as per the prototype
- Fishbelly or Standard underframe as per the prototype
- Different rib ends (7-8 or 5-5-5) as per the prototype
- Undecorated cars come with both simulated wood or steel door

**NEW PAINT
SCHEMES!**

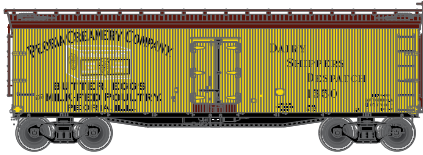
Road Name/Road Numbers	Item #
Undecorated (5-5-5 End)	50 002 323
Undecorated (5-5-5 End)	50 002 324
Undecorated (7-8 End)	50 002 325
NEW PAINT SCHEMES	
Lackawanna 48001, 48008	50 002 326-50 002 327
Muncie & Western 1301, 1320	50 002 328-50 002 329
Santa Fe - "El Capitan" 148595, 148649	50 002 330-50 002 331
Santa Fe - "Super Chief" 148800, 148847	50 002 332-50 002 333
Southern Pacific 26363, 27118	50 002 334-50 002 335
Western Pacific 14505, 14522	50 002 336-50 002 337
Undecorated MSRP:	\$18.95
MSRP:	\$23.95




Joan of Arc



Monarch Brewing Company



Peoria Creamery Company



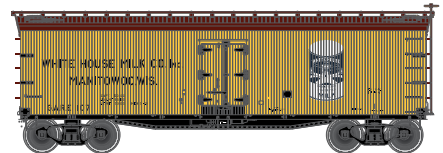
Puget Sound Butter & Egg Co.



Schlosser Brothers



Stokely's Vegetables



White House Milk

4th QUARTER 2015 ARRIVAL

N MASTER 40' WOOD REEFER

www.master.com/NFreight/nreefer13.htm
 To Order Online: <http://shop.atlasrr.com/c-753-n85.aspx>



This highly detailed model is based on the 40' wood refrigerator cars built by Pullman for the Northern Refrigerator Car Co. in 1930. With its rooftop ice hatches, USRA-style fish belly underframe and vertical brake shaft, it is representative of the thousands of similar cars that were built during the "Billboard" era of American railroads.

FEATURES:

- Accurate painting and printing including door hinges, ladders, grab irons and end straps
- Opening roof hatches
- Realistic handle and latch detail
- Wood grain finish detail on carbody
- Ready-to-run
- 40-ton friction bearing trucks with AccuMate® couplers

Road Name/Road Numbers

Undecorated

NEW PAINT SCHEMES

- Joan of Arc 12520, 12521
- Monarch Brewing Company 9901, 9904
- Peoria Creamery Company 1550, 1551
- Puget Sound Butter & Egg Co. 1006, 1009
- Schlosser Brothers 110, 111
- Stokely's Vegetables 12932, 12933
- White House Milk 1107, 1108

Item #

- 50 002 228
- 50 002 229-50 002 230
- 50 002 231-50 002 232
- 50 002 233-50 002 234
- 50 002 235-50 002 236
- 50 002 237-50 002 238
- 50 002 239-50 002 240
- 50 002 241-50 002 242

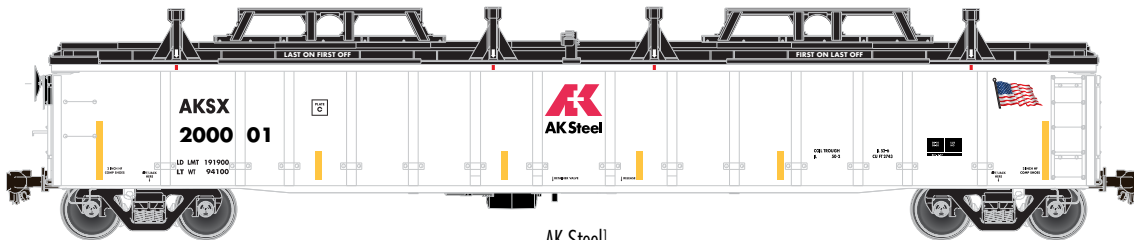
Undecorated MSRP:

\$17.95

MSRP:

\$27.95






AK Steel¹



Armco Steel¹



Bethlehem Steel¹




Conrail²



CSI¹



CSX*⁴




Geneva Works, USS¹



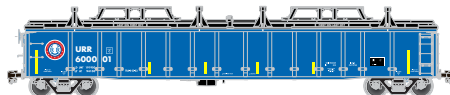
Nucor¹



Republic Steel¹



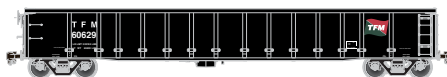
Soo Line¹



Union Railroad¹



US Steel¹



TFM³



4th QUARTER 2015 ARRIVAL

N MASTER THRALL 2743 GONDOLA

www.atlasrr.com/NFreight/nthrall2743d.htm
To Order Online: <http://shop.atlasrr.com/c-654-n145.aspx>

The Thrall Car 2743 cubic foot gondola was introduced in 1995. This new 52' 6" interior length design was in response to the newly allowed increase in Gross Rail Loading (GRL) to 286,000 lbs (up from 263,000 lbs). This allowed an increase of the inside height from the previously standard 5'0" to a new standard of 5'6", giving it a 2,743 cubic foot capacity. Thrall produced over 6,700 of these from 1995 to 1999. The design resumed production under Trinityrail in 2005.

FEATURES:

- Prototypical scale height reflecting the new higher capacity standard.
- Fourteen side posts
- Separate ladders
- Detailed stirrups
- Accurate painting and lettering
- Ready-to-run

*CSX Licensed Product

- 1 Alternate History paint scheme, with covers
- 2 Correct paint scheme for similar 2743 cu.ft. gondola cars
- 3 Correct paint scheme for similar 52'6" 1L/5-6 1H gondola cars
- 4 Correct paint scheme for similar 14-post 2743 cu.ft. gondola cars



Road Name/Road Numbers

Undecorated - without cover

NEW PAINT SCHEMES

- AK Steel¹ 200001, 200027
- Armco Steel¹ 240501, 240998
- Bethlehem Steel¹ 260001, 260100
- Conrail² 585725, 585733, 585855, 585949
- CSI¹ 210001, 210245
- CSX*⁴ 486434, 486480, 486491, 486930
- Geneva Works, USS¹ 260301, 260367
- Nucor¹ 2002, 2005
- Republic Steel¹ 270001, 270222
- Soo Line¹ 69101, 69465
- Union Railroad¹ 600001, 600006
- US Steel¹ 260001, 260111
- TFM³ 60600, 60629, 60969, 60699

Item #

- 50 001 495
- 50 002 196-50 002 197
- 50 002 198-50 002 199
- 50 002 200-50 002 201
- 50 002 202-50 002 205
- 50 002 206-50 002 207
- 50 002 208-50 002 211
- 50 002 212-50 002 213
- 50 002 214-50 002 215
- 50 002 216-50 002 217
- 50 002 218-50 002 219
- 50 002 220-50 002 221
- 50 002 222-50 002 223
- 50 002 224-50 002 227

With Cover MSRP:

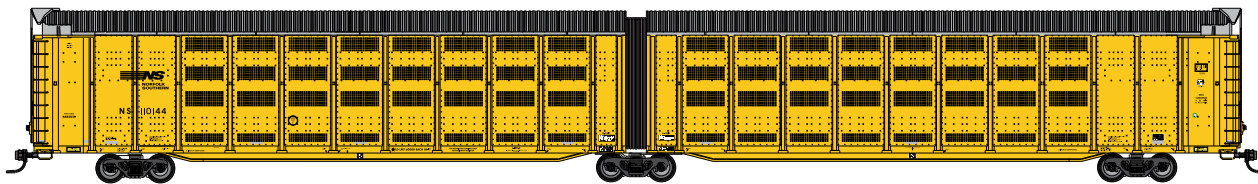
\$27.95

Without Cover MSRP:


\$21.95

Separate Sale Cover MSRP:

\$6.95



Norfolk Southern (2nd)



Florida East Coast



FXE



Northwestern Oklahoma RR



Rio Grande±



TTX (2008 Logo)



TTX (Speed Lettering)



Union Pacific

4th QUARTER 2015 ARRIVAL



N MASTER ARTICULATED AUTO CARRIER

www.atlasrr.com/NFreight/nartautocarrier4.htm

To Order Online: <http://shop.atlasrr.com/c-763-n96.aspx>

Articulated railway cars became more popular in the 1980s in an effort toward reducing train length and total train weight while maintaining cargo capacity. Following the success of articulated intermodal well cars, Thrall Car, applied the same principle on a new design for bi-level auto carrier service. The cars fit within the same plate clearances as standard racked auto carrier cars and offer greater protection from theft and the elements due to its solid side design.

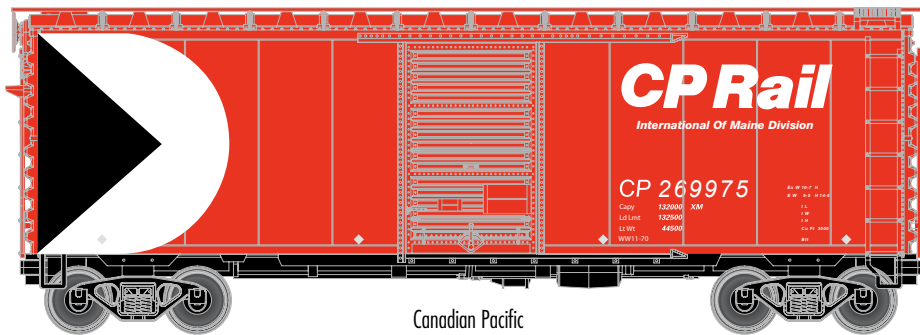
NEW PAINT SCHEMES & ROAD NUMBERS!

FEATURES:

- Prototypical painting and lettering
- Die-cast chassis
- End door detail
- Articulated diaphragm
- 70-ton roller-bearing trucks
- Brake line details as per the prototype
- AccuMate® operating knuckle couplers
- Minimum radius curve: 9'-3/4"

± Alternate History paint scheme

Road Name/Road Numbers	Item #
Undecorated	50 002 306
NEW ROAD NUMBERS	
Norfolk Southern (2nd) 110150, 110181	50 002 307-50 002 308
Florida East Coast 110630, 110641	50 002 309-50 002 310
NEW PAINT SCHEMES	
FXE 210008, 210011	50 002 311-50 002 312
Northwestern Oklahoma RR 798279, 798329	50 002 313-50 002 314
Rio Grande± 127001, 127087	50 002 315-50 002 316
NEW ROAD NUMBERS	
TTX (Speed Lettering) 880260, 880275	50 002 317-50 002 318
NEW PAINT SCHEME	
TTX (2008 Logo) 880265, 880280	50 002 319-50 002 320
NEW ROAD NUMBERS	
Union Pacific 880022, 880051	50 002 321-50 002 322
Undecorated MSRP:	\$54.95
MSRP:	\$64.95



Canadian Pacific



Chicago & Illinois Midland



Chicago Great Western



Copper Range



Duluth, South Shore & Atlantic



Green Bay & Western



New York Central*



4th QUARTER 2015 ARRIVAL

N MASTER 40' PS-1 BOX CAR WITH 6' DOOR

www.atlasrr.com/Nfreight/n40ps1boxcar6.htm

To Order Online: <http://shop.atlasrr.com/c-683-n300.aspx>

The 40' Boxcar is widely known as one of the most popular freight cars used by railroads as they transitioned from steam to diesel. In particular the Pullman Standard or PS-1 design was one of the most popular and was widely used by North American railroads. These boxcars were built beginning in 1947 and share the same basic design, with certain elements such as door size, door style or roof type varying among the different railroads and production years. When production of these cars ceased in 1963, over 100,000 had been produced.

FEATURES:

- Body Mounted Accumate Couplers
- Barber S-2A 50-ton Trucks with Metal Wheels
- Separately Applied Ladders
- Etched Metal Roof Walk
- 10 or 12 Stiffener Roof, per prototype
- Ajax and Miner Brake Wheels

*CSX Licensed Product



Road Name/Road Numbers

Undecorated - 6' Door / 12 Stiffener Roof

Item #

50 001 931

Undecorated - 6' Door / 10 Stiffener Roof

50 002 338

NEW PAINT SCHEMES

Canadian Pacific 269975, 269987

50 002 339-50 002 340

Chicago & Illinois Midland 16021, 16114

50 002 341-50 002 342

Chicago Great Western 93042, 93251

50 002 343-50 002 344

Copper Range 4010, 4021

50 002 345-50 002 346

Duluth, South Shore & Atlantic 15104, 15192

50 002 347-50 002 348

Green Bay & Western 704, 867

50 002 349-50 002 350

New York Central* 169755, 169809

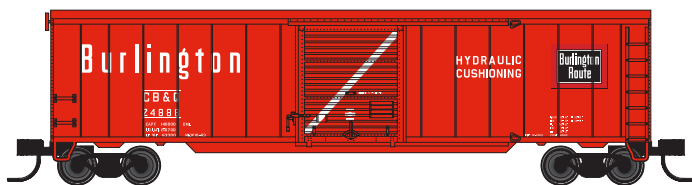
50 002 351-50 002 352

Undecorated MSRP:

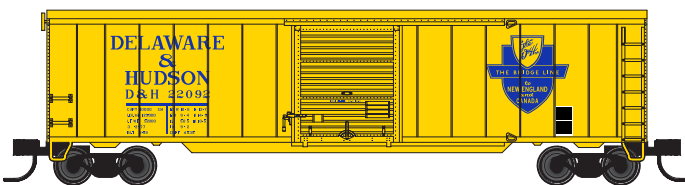
\$22.95

MSRP:

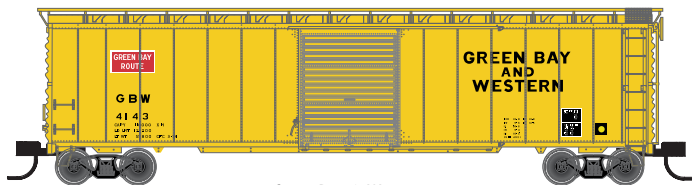
\$28.95



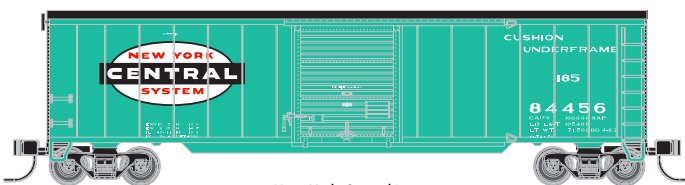
Burlington Route



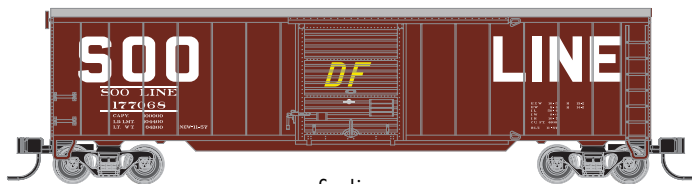
Delaware & Hudson



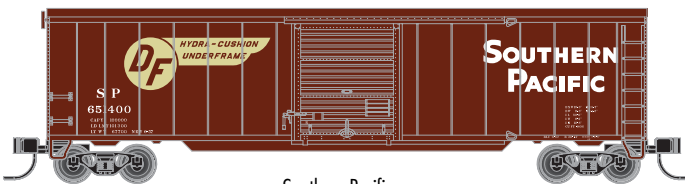
Green Bay & Western



New York Central*



Soo Line



Southern Pacific

4th QUARTER 2015 ARRIVAL

**N
SCALE**

N TRAINMAN® 50' SINGLE DOOR BOX CAR

www.atlastrainman.com/NFreight/tmn50sdboxcar.htm

To Order Online: <http://shop.atlasrr.com/c-641-n132.aspx>

At the end of World War II, railroads ordered large numbers of 50' AAR boxcars with a standard design that was first widely used in the late 1940s. This design was based on the original 1937 AAR design but was modified in the post-war era to include: improved dreadnaught end and diagonal panel roofs with standard or overhanging design. These 50' boxcars were a common sight on American railroads well into the 1970s and 1980s.

FEATURES:

- Diagonal panel roof
- Improved Dreadnaught ends
- 9' Youngstown Door
- 50-Ton friction bearing trucks w/ Accumate® couplers
- Crisp painting and printing

*CSX Licensed Product

NEW PAINT SCHEMES!

Road Name/Road Numbers	Item #
Undecorated	50 002 353
NEW PAINT SCHEMES	
Burlington Route 24836, 24888	50 002 354-50 002 355
Delaware & Hudson 22090, 22092	50 002 356-50 002 357
Green Bay & Western 4140, 4143	50 002 358-50 002 359
New York Central* 84456, 84448	50 002 360-50 002 361
Soo Line 177068, 177060	50 002 362-50 002 363
Southern Pacific 651400, 651427	50 002 364-50 002 365
Undecorated MSRP:	\$16.95
MSRP:	\$21.95

ATLAS TRACK

N TRACK & ACCESSORIES LISTING

• PRICING EFFECTIVE 2/2/2015. PRICES SUBJECT TO CHANGE WITHOUT NOTICE •

ITEM#	DESCRIPTION	MSRP/ UNIT
HO & N GAUGE LAYOUT BOOKS		
0104	Atlas All Scales Track Catalog	\$3.00
0004	Atlas Fantastic Layouts Booklet	\$1.95
0006	Intro to N Scale Model Railroading	\$7.95
0007	Nine N Scale Railroads	\$8.95
0009	Beginners Guide to HO Model Railroading	\$7.95
0011	HO Layouts for Every Space	\$8.95
0012	The Complete Atlas Wiring Book	\$8.95
0013	Seven Step by Step HO Railroads	\$8.95
0014	HO King Size Plan Book	\$13.95
0015	Blueprints for Ten HO True Track Layouts	\$4.95
0360	N Scale Track Planning Templates	\$4.50
0361	HO Scale Track Planning Templates	\$5.95
70 000 018	Railborne Trash and Waste Containers of NJ	\$19.95
HO & N SCALE ELECTRICAL COMPONENTS & ACCESSORIES		
0056	Switch Control Box	\$5.95
0200	Snap Relay	\$15.95
0201	#3 Spade Connectors (24 pcs.)	\$6.95
0205	Connector	\$11.95
0210	Twin	\$11.95
0215	Selector	\$11.95
0220	Controller	\$12.95
0312	5 Conductor Ribbon Wire (50 ft.)	\$29.95
0313	Atlas Universal Power Pack	\$56.95
0315	Black Wire (Stranded; #20 AWG;50' Spool)	\$10.95
0316	Red Wire (Stranded; #20 AWG;50' Spool)	\$10.95
0317	Green Wire (Stranded; #20 AWG;50' Spool)	\$10.95
0318	Yellow Wire (Stranded; #20 AWG;50' Spool)	\$10.95
0319	Lt. Blue Wire (Stranded; #20 AWG;50' Spool)	\$10.95
HO & N SCALE TRACK ACCESSORIES & LUBRICANTS		
0190	Atlas Gear Lubricant (1/2 oz.)	\$12.95
0191	Atlas Heavy-Duty Motor Bearing Lubricant (1 oz.)	\$15.95
0192	Atlas Conducta Lube Cleaner (1 oz.)	\$15.95
0193	Loco & Track Maintenance 3-Pack (Contains one each of 190, 191, 192)	\$42.95
0194	Track Cleaning Fluid (1 oz.)	\$11.95
0400	Super Saw	\$5.25
2540	Track Nails (2 oz. unit pack)	\$5.95
N GAUGE CODE 80 TRACK - BLACK TIES, NICKEL SILVER RAIL		
2500	Super-Flex® Track - 29.5" long	\$4.95
2501	5" Straight Snap-Track® (6 pcs.)	\$4.75
2509	Straight Snap-Track® Assortment	\$5.95
2510	9¾" Radius Snap-Track® (6 pcs.)	\$4.75
2511	1/2 - 9¾" Radius Snap-Track® (6 pcs.)	\$3.95
2513	5" Straight Snap-Track® - Bulk - 1 pc.	\$0.65
2514	9¾" Radius Snap-Track® - Bulk - 1 pc.	\$0.65
2515	11" Radius Snap-Track® - Bulk - 1 pc.	\$0.65
2516	19" Radius Snap-Track® - Bulk - 1 pc.	\$0.65

ITEM#	DESCRIPTION	MSRP/ UNIT
N GAUGE CODE 80 TRACK - BLACK TIES, NICKEL SILVER RAIL		
2517	Rerailer - Bulk - 1 pc.	\$1.10
2520	11" Radius Snap-Track® (6 pcs.)	\$4.75
2521	1/2 - 11" Radius Snap-Track® (6 pcs.)	\$3.95
2526	19" Radius Snap-Track® (6 pcs.)	\$4.75
2532	Rerailer (3 pcs.)	\$3.95
2535	Rail Joiners - Nickel Silver (48 pcs./blister)	\$3.95
2536	Bumpers	\$3.95
2538	Plastic (Insulating) Rail Joiners (24 pcs./blister)	\$2.25
2539	Terminal Joiners (1 pr./blister)	\$4.75
2564	15° Crossing	\$11.50
2565	20° Crossing	\$11.50
2566	30° Crossing	\$11.50
2567	45° Crossing	\$11.50
2568	60° Crossing	\$11.50
2569	90° Crossing	\$11.50
M2700	Remote Standard Switch - Left	\$26.95
2701	Remote Standard Switch - Right	\$26.95
2702	Manual Standard Switch - Left	\$18.95
2703	Manual Standard Switch - Right	\$18.95
2704	#6 Remote Switch - Left	\$26.95
2705	#6 Remote Switch - Right	\$26.95
2706	#6 Manual Switch - Left	\$18.95
2707	#6 Manual Switch - Right	\$18.95
2708	Standard Wye Remote Switch	\$26.95
2709	Standard Wye Manual Switch	\$18.95
2715	Remote Switch Machine - Left	\$13.95
2716	Remote Standard Switch - Right	\$13.95
2750	Custom N Line Standard Switch - Left	\$16.95
2751	Custom N Line Standard Switch - Right	\$16.95
2752	#6 Custom N Line Switch - Left	\$16.95
2753	#6 Custom N Line Switch - Right	\$16.95
2754	Custom N Line Standard Wye Switch	\$16.95
2588	Scenic Ridge Track Pack	\$104.95
N GAUGE CODE 80 TRACK LAYOUT PACKAGES		
• Layout packages include all necessary track, switches and electrical components. Power pack is NOT included.		
L11001	N-1 - Minimum Size Loop w/ Passing Track	\$97.00
L11002	N-2 - Loop w/ Passing Track and Sidings	\$166.00
L11003	N-3 - Double Track Loop	\$220.00
L11004	N-4 - Double Track Loop w/ Switchback Siding	\$230.00
L11005	N-5 - "Up and Over" Figure 8	\$175.00
L11006	N-6 - Expanded Double Track Loop	\$357.00
L11007	N-7 - Twice Around via "Up and Over"	\$322.00
L11008	N-8 - Twice Around via Turnouts	\$443.00
L11009	N-9 - Multiple Track Arrangement	\$481.00
L11010	N-10 - Clockwise and Vice Versa	\$322.00
L11011	N-11 - Unhinged and Horizontal	\$571.00
L11012	N-12 - Mineral Range Route	\$697.00

ATLAS TRACK

N TRACK & ACCESSORIES LISTING

• PRICING EFFECTIVE 2/2/2015. PRICES SUBJECT TO CHANGE WITHOUT NOTICE •

ITEM#	DESCRIPTION	MSRP/ UNIT
N GAUGE CODE 80 TRACK LAYOUT PACKAGES		
L11013	N-13 - Badger, Blockade & Buffalo	\$853.00
L11014	N-14 - Monopoly and Octopus	\$629.00
L11015	N-15 - Broad Horizons Railroad	\$766.00
L11016	N-16 - Atlantic Longhaul Lines	\$709.00
L11017	N-17 - Scenic and Relaxed	\$542.00
L11018	N-18 - Gulf Summit Lines...Susquehanna Valley Railway	\$1032.00
N GAUGE CODE 55 TRACK - BROWN TIES, NICKEL SILVER RAIL		
2000	Code 55 Super-Flex® Track - 30" long	\$5.95
2001	6" Rerailer (3 pcs.)	\$6.75
2002	6" Straight (6 pcs.)	\$7.95
2003	4.25" Straight (6 pcs.)	\$6.95
2004	3" Straight (6 pcs.)	\$5.95
2005	2" Straight (6 pcs.)	\$5.95
2006	1.25" Straight (6 pcs.)	\$4.95
2007	1" Straight (6 pcs.)	\$4.95
2008	.75" Straight (6 pcs.)	\$4.95
2010	10" Radius Full Curve (6 pcs.) (16 pcs to circle)	\$7.95
2011	10" Radius Half Curve (6 pcs.)	\$5.95
2012	11.25" Radius Full Section (6 pcs.) (16 pcs to circle)	\$7.95
2013	11.25" Radius Half Section (6 pcs.)	\$5.95
2014	12.5" Radius Full Section (6 pcs.) (16 pcs to circle)	\$7.95
2015	12.5" Radius Half Section (6 pcs.)	\$5.95
2016	13.75" Radius Full Curve (6 pcs.) (16 pcs to circle)	\$7.95
2017	13.75" Radius Half Curve (6 pcs.)	\$5.95
2018	15" Radius Full Curve (6 pcs.) (16 pcs to circle)	\$7.95
2019	15" Radius Half Curve (6 pcs.)	\$5.95
2020	16.25 Radius Full Curve (6 pcs.) (16 pcs to circle)	\$7.95
2021	16.25" Radius Half Curve (6 pcs.)	\$5.95
2022	17.5" Radius Full Curve (6 pcs.) (16 pcs to circle)	\$8.50
2023	17.5" Radius Half Curve (6 pcs.)	\$5.95
2024	18.75" Radius Full Curve (6 pcs.) (16 pcs to circle)	\$8.50
2025	18.75" Radius Half Curve (6 pcs.)	\$5.95
2026	20" Radius Full Curve (6 pcs.) (16 pcs to circle)	\$8.50
2027	20" Radius Half Curve (6 pcs.)	\$6.50
2028	21.25" Radius Full Curve (6 pcs.) (16 pcs to circle)	\$8.50
2029	21.25" Radius Half Curve (6 pcs.)	\$6.50
2030	30.609" Radius Section (6 pcs.)	\$7.95
2031	71" Radius Curve (6 pcs.)	\$10.50
2040	11.25° Crossing	\$12.95
2041	22.5° Crossing	\$12.95
2042	30° Crossing	\$12.95
2043	45° Crossing	\$12.95
2044	60° Crossing	\$12.95
2045	90° Crossing	\$12.95
2050	#5 Turnout Left	\$18.95
2051	#5 Turnout Right	\$18.95
2052	#7 Turnout Left	\$18.95
2053	#7 Turnout Right	\$18.95

ITEM#	DESCRIPTION	MSRP/ UNIT
N GAUGE CODE 55 TRACK - BROWN TIES, NICKEL SILVER RAIL		
2054	#10 Turnout Left	\$22.95
2055	#10 Turnout Right	\$22.95
2056	#2.5 Wye Turnout	\$20.95
2057	#3.5 Wye Turnout	\$20.95
2058	Curved Turnout - Left - 21.25" Radius (Outside)/15" Radius (Inside)	\$22.95
2059	Curved Turnout - Right - 21.25" Radius (Outside)/15" Radius (Inside)	\$22.95
2065	Under Table Switch Machine	\$23.95
2090	Metal Rail Joiner (24 pcs./blister)	\$4.50
2091	Insulated Rail Joiner (12 pcs./blister)	\$2.50
2092	Terminal Joiners (1 pr./blister)	\$4.50
N GAUGE CODE 55 TRACK LAYOUT PACKAGES		
• Layout packages include all necessary track, switches and electrical components. Power pack is NOT included.		
L11019-55	N-501 - Brewster & Millstone	\$394.00
L11020-55	N-502 - Needham Junction	\$434.00
L11021-55	N-503 - Narragansett Bay	\$195.00
L11022-55	N-504 - Plattsburg Pretzel	\$85.00
L11023-55	N-505 - Nauset Valley Railway	\$294.00
N GAUGE CODE 65 TRUE-TRACK® WITH PLASTIC ROADBED		
2150	Figure 8 True-Track® Add-On Pack	\$37.95
2401	6" Straight (6 pcs.)	\$14.25
2402	6" Rerailer (2 pcs.)	\$10.25
2403	10" Straight (4 pcs.)	\$19.25
2404	2" Straight (6 pcs.)	\$11.25
2405	1" Straight (4 pcs.)	\$8.75
2406	6" Terminal Track w/ Equipment Shed (2 pcs.)	\$19.95
2410	11" Radius Curve (8 pcs.) (16 pcs to circle)	\$16.95
2411	½ 11" Radius Curve (8 pcs.)	\$11.95
2412	12.5" Radius Curve (8 pcs.) (16 pcs to circle)	\$16.95
2413	½ 12" Radius Curve (8 pcs.)	\$11.95
2414	14" Radius Curve (8 pcs.) (16 pcs to circle)	\$17.95
2416	15.5" Radius Curve (8 pcs.) (16 pcs to circle)	\$17.95
2420	90° Crossing (1 pc.) - Four 2" Straights included	\$17.95
2425	2" Straight w/ bumper (yellow) (2 pcs.)	\$6.95
2426	2" Straight w/ bumper (brown) (2 pcs.)	\$6.95
2430	12.5" Turnout (Left)	\$25.95
2431	12.5" Turnout (Right)	\$25.95
2490	Rail Joiners (24 pcs./blister)	\$3.95
2491	Terminal Rail Joiners (1 pr./blister)	\$3.95
2492	Insulated Rail Joiners (12 pcs./blister)	\$2.25
N GAUGE CODE 65 TRACK LAYOUT PACKAGES		
• Layout packages include all necessary track, switches and electrical components. Power pack is NOT included.		
LNTT-1	Hoboken Beltway	\$133.00
LNTT-2	Lewiston Loop	\$226.00
LNTT-3	Buzzard's Bay Belt Line	\$273.00
LNTT-4	Torrington Transfer	\$514.00
LNTT-5	Florence Runaround	\$366.00
LNTT-6	Port Reading Terminal	\$458.00

ATLAS TRACK

N TRACK & ACCESSORIES LISTING

• PRICING EFFECTIVE 2/2/2015. PRICES SUBJECT TO CHANGE WITHOUT NOTICE •

ITEM#	DESCRIPTION	MSRP/ UNIT
N GAUGE CODE 65 TRACK LAYOUT PACKAGES		
LNTT-7	Watchung Hills Railway	\$387.00
LNTT-8	Southside Valley Line	\$342.00
LNTT-9	East Shore & Northern	\$536.00
LNTT-10	Hillside Industrial	\$408.00
N SCALE CODE 80 & CODE 55 BRIDGES & ACCESSORIES		
2070	Through Truss Bridge Kit Code 55 (Black)	\$23.95
2071	Through Truss Bridge Kit Code 55 (Silver)	\$23.95
2541	Pier Set (25 pcs.)	\$14.25
2542	Pier Girder (4 pcs.)	\$4.95
2543	Bridge Pier (3 pcs.)	\$4.95
2546	Warren Truss Bridge	\$7.95
2547	Deck Truss Bridge	\$7.95
2548	Plate Girder Bridge	\$7.95
2570	Through Truss Bridge Kit Code 80 (Black)	\$23.95
2571	Through Truss Bridge Kit Code 80 (Silver)	\$23.95
N SCALE CODE 80 DECORATED PLATE GIRDER BRIDGES		
2549	Delaware & Hudson	\$15.50
2550	Erie	\$15.50
2551	New York Central* (*CSX licensed product)	\$15.50
2552	Rio Grande	\$15.50
2553	Santa Fe	\$15.50
2554	Union Pacific	\$15.50
2555	Great Northern	\$15.50
2556	Lackawanna	\$15.50
2557	New Haven	\$15.50
2558	Nickel Plate Road	\$15.50
2559	Pennsylvania	\$15.50
2560	Southern Pacific	\$15.50
N SCALE CODE 55 THROUGH PLATE GIRDER BRIDGES		
2080	Single Track Kit	\$17.95
2081	Double Track Kit	\$26.95
2082	Add-On Kit	\$17.95
N SCALE TRACKSIDE STRUCTURES & ACCESSORIES		
2790	Turntable	\$32.95
2791	Turntable Motor Drive	\$28.95
2801	Telephone Poles (12 pcs.)	\$3.95
2826	Viaduct Kit	\$8.50
2840	Signal Tower	\$28.95
2841	Passenger Station Kit	\$38.95
2842	Station Platform Kit	\$20.95
2843	Roundhouse Kit - 3 Stall	\$42.95
2844	Kate's Colonial Home Kit	\$28.95
2846	Barb's Bungalow Kit	\$28.95
2848	Maywood Station Kit (Tan/Brown)	\$29.95
2850	Hairpin Style Fence	\$5.95
2851	Kim's Classic Home Kit	\$28.95
2860	Barb's Bungalow Micro-Plywood Garage Kit (2 kits per pack)	\$44.95
2870	Middlesex Manufacturing Co. Kit	\$37.95

ITEM#	DESCRIPTION	MSRP/ UNIT
N SCALE TRACKSIDE STRUCTURES & ACCESSORIES		
2880	Kate's Colonial Micro-Plywood Garage Kit (2 kits per pack)	\$44.95
N SCALE LASER DESIGN STRUCTURE KITS		
4001014	N Section House Kit	\$13.95
4001015	N Freight Station Kit	\$27.95
4001016	N Self Storage Unit Kit (2 buildings per kit)	\$32.95
N SCALE WHEELS		
22020	33" Blackened Metal Wheels (12 axles)	\$11.95
22036	36" Blackened Metal Wheels (12 axles)	\$12.50
9022133	33" Metal Wheels for MT Trucks (12 axles)	\$10.95
9022134	33" Plastic Low-Profile Wheels for MT Trucks (24 axles)	\$9.95
9022135	33" Plastic Low-Profile Wheels for MT Trucks (48 axles)	\$17.95
9022136	33" Plastic Low-Profile Wheels for MT Trucks (100 axles)	\$28.95
N SCALE FREIGHT CAR TRUCKS (W/ RAPIDO COUPLERS)		
22050	Friction-Bearing Trucks (1 pr.)	\$4.95
22055	Roller-Bearing Trucks (1 pr.)	\$4.95
22070	100-Ton Roller-Bearing Trucks (1 pr.)	\$4.95
N SCALE CABOOSE TRUCKS (W/O COUPLERS)		
22060	Roller-Bearing Caboose Trucks (1 pr.)	\$4.95
22061	Friction-Bearing Caboose Trucks (1 pr.)	\$4.95
N SCALE FREIGHT CAR TRUCKS (W/ ACCUMATE® COUPLERS)		
22051	Friction-Bearing 50 Ton Friction Bearing Trucks (1 pr.)	\$5.95
22056	70-Ton Roller Bearing Trucks (1 pr.)	\$5.95
22071	100-Ton Roller-Bearing Trucks (1 pr.)	\$5.95
22076	40-Ton Friction-Bearing Trucks (1 pr.)	\$5.95
22081	70-Ton Roller-Bearing Trucks w/ extended couplers (1 pr.)	\$5.95
N SCALE TRACK CLEANING CARS		
32552	Cleaning Head Replacement Set	\$22.50
32553	Cleaning Disk Replacement Set	\$11.25
N SCALE SIGNAL SYSTEM		
2239	N Type "G" Bi-Directional Single Targets - A	\$54.95
N SCALE HANDCRAFTED LIGHTING SYSTEM		
60 000 062	N Clock Light	\$30.95
60 000 063	N Park Light ver. 1	\$29.95
60 000 064	N Ball Light	\$29.95
60 000 065	N Park Light ver. 2	\$29.95
60 000 066	N Street Light	\$29.95
60 000 067	N Highway Light ver. 1	\$30.95
60 000 069	N Curved Light ver. 1	\$29.95
60 000 070	N Curved Light ver. 2	\$29.95