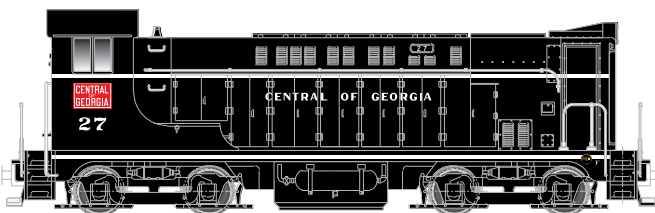



Belt Railway of Chicago




Central of Georgia




Chicago & North Western



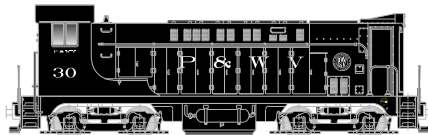
Detroit Terminal Railroad



Great Northern



New York Central\*



Pittsburgh & West Virginia



Southern Pacific

JULY 2015 ANNOUNCEMENT | 2<sup>nd</sup> QUARTER 2016 ARRIVAL



# N MASTER VO-1000 LOCOMOTIVE

[www.atlasrr.com/NLoco/nvo1000c.htm](http://www.atlasrr.com/NLoco/nvo1000c.htm)

Built by Baldwin in the 1940s, the VO-1000 diesel locomotives could be found in both yard and mainline service across the country. Atlas' version is a true replica of the handsome engine.



**FEATURES:**

- NCE Decoders
- Directional lighting
- Step guards and exhaust stacks as appropriate per railroad
- Blackened metal wheels
- Factory-equipped with AccuMate® knuckle couplers
- Slower speed motor for closer to scale speeds
- (Note: You cannot convert these locomotives to Rapido couplers.)

\*CSX Licensed Product

Road Name/Road Numbers	Analog Item #	Digital Item #
Undecorated w/ Step Guards	40 000 601	_____
Undecorated w/o Step Guards	40 000 602	_____
<b>NEW PAINT SCHEMES</b>		
Belt Railway of Chicago 401, 402	40 002 571-40 002 572	40 002 585-40 002 586
Central of Georgia 26, 27	40 002 573-40 002 574	40 002 587-40 002 588
Chicago & North Western 1037, 1039	40 002 575-40 002 576	40 002 589-40 002 590
Detroit Terminal Railroad 101, 102	40 002 577-40 002 578	40 002 591-40 002 592
Great Northern 5332, 5333	40 002 579-40 002 580	40 002 593-40 002 594
New York Central* 9300	40 002 581	40 002 595
Pittsburgh & West Virginia 30	40 002 582	40 002 596
Southern Pacific 1325, 1327	40 002 583-40 002 584	40 002 597-40 002 598
<b>MSRP:</b>	<b>\$114.95</b>	<b>\$149.95</b>



Central Vermont



Duluth, Winnepeg & Pacific



Seaboard Coast Line\*



Delaware & Hudson



Toledo, Peoria & Western



Pennsylvania



New Haven



Nickel Plate Road



SEPTEMBER 2015 ANNOUNCEMENT



2<sup>nd</sup> QUARTER 2016 ARRIVAL

# N MASTER RS-11 LOCOMOTIVE

[www.atlasrr.com/NLoco/nrs11d.htm](http://www.atlasrr.com/NLoco/nrs11d.htm)

The first RS-11s were produced by Alco in early 1956. This locomotive, classified by Alco as model DL-701, was their replacement for the very popular RS-3 road-switcher. Featuring a V-12, 1,800hp 251B diesel engine, the RS-11 was Alco's answer to EMD's very successful GP9. The turbocharged RS-11 accelerated faster, had a higher tractive effort rating and typically used less fuel than the competition. It was also quite versatile and could be found in heavy haul freight as well as passenger service.

**NEW PAINT SCHEMES & ROAD NUMBERS!**

**FEATURES:**

- Full pilots
- AccuMate<sup>®</sup> couplers
- Golden-white LEDs
- Separate handrails and side sill
- Correct wheelbase
- Available DCC Ready & DCC Equipped

Road Name/Road Numbers	Analog Item #	Digital Item #
Undecorated	40 002 599	40 002 616
<b>NEW PAINT SCHEMES</b>		
Central Vermont 3609, 3613	40 002 600-40 002 601	40 002 617-40 002 618
Delaware & Hudson 5001, 5002	40 002 602-40 002 603	40 002 619-40 002 620
Duluth, Winnepeg & Pacific 3601, 3604	40 002 604-40 002 605	40 002 621-40 002 622
Pennsylvania 7617, 7634	40 002 606-40 002 607	40 002 623-40 002 624
Seaboard Coast Line* 1202, 1206	40 002 608-40 002 609	40 002 625-40 002 626
Toledo, Peoria & Western 400, 401	40 002 610-40 002 611	40 002 627-40 002 628
<b>NEW ROAD NUMBERS</b>		
New Haven 1411, 1414	40 002 612-40 002 613	40 002 629-40 002 630
Nickel Plate Road 856, 864	40 002 614-40 002 615	40 002 631-40 002 632
<b>MSRP:</b>	<b>\$124.95</b>	<b>\$164.95</b>



BNSF



Conrail Quality



Canadian National



Canadian National (IC)



CSX\* (Conrail Patch)



Norfolk Southern (Conrail Patch)



CSX\*



FNM



Union Pacific



Union Pacific "Building America"

**NEW PAINT SCHEMES & ROAD NUMBERS!**

NOVEMBER 2015 ANNOUNCEMENT | 3<sup>rd</sup> QUARTER 2016 ARRIVAL



# N MASTER DASH 8-40 C/CW LOCOMOTIVE

[www.atlasrr.com/NLoco/ndash840c3.htm](http://www.atlasrr.com/NLoco/ndash840c3.htm)

First built for Union Pacific in the late 1980s by General Electric, the DASH 8-40C diesel locomotives were identified by an enlarged exhaust stack and the mounting of the dynamic brake grids in a square-like unit behind the cab.

**FEATURES:**


- NCE Decoder (DCC models only)
- Separate coupler cut lever
- Golden white LEDs
- Both DCC ready and DCC equipped versions
- Dual flywheel equipped 5-pole skewed armature motor with a low friction mechanism
- Factory-installed AccuMate<sup>®</sup> magnetic knuckle couplers
- Blackened metal wheels
- Directional lighting
- Painted safety rails

**NCE DECODER FEATURES:**


- Silent Running™ motor drive
- Both short and long addresses can be programmed on main line (Ops mode)
- Torque Compensation for ultra smooth low speed performance
- Programmable start, mid and maximum speed CVs that work in all speed modes
- Four function outputs with lighting effects generators that allow you to select from 15 different lighting behaviors (ditch lights, Mars light, strobes, beacon, etc)

\*CSX Licensed Product (HO models shown)

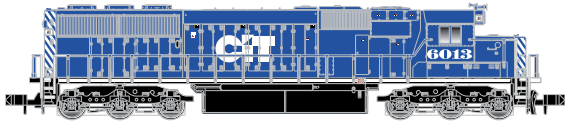
Road Name/Road Numbers	Analog Item #	Digital Item #
<b>DASH 8-40 CW LOCOMOTIVE</b>		
Undecorated - ATSF Style	40 002 686	40 002 711
Undecorated - CR Style	40 002 687	40 002 712
<b>NEW ROAD NUMBERS</b>		
BNSF 856, 877, 916	40 002 688-40 002 690	40 002 713-40 002 715
Conrail Quality 6059, 6060	40 002 691-40 002 692	40 002 716-40 002 717
<b>NEW PAINT SCHEMES</b>		
Canadian National 2141, 2152	40 002 693-40 002 694	40 002 718-40 002 719
Canadian National (IC) 2458	40 002 695	40 002 720
CSX* (Conrail Patch) 7302, 7307	40 002 696-40 002 697	40 002 721-40 002 722
Norfolk Southern (Conrail Patch) 8323, 8417	40 002 698-40 002 699	40 002 723-40 002 724
<b>DASH 8-40 C LOCOMOTIVE</b>		
Undecorated - Phase 1	40 002 700	40 002 725
Undecorated - Phase 2	40 002 701	40 002 726
<b>NEW PAINT SCHEMES</b>		
CSX* 7509, 7587, 7588	40 002 702-40 002 704	40 002 727-40 002 729
FNM 15014, 15022, 15029	40 002 705-40 002 707	40 002 730-40 002 732
Union Pacific 9167, 9225	40 002 708-40 002 709	40 002 733-40 002 734
Union Pacific "Building America" 9299	40 002 710	40 002 735
<b>MSRP:</b>	<b>\$129.95</b>	<b>\$169.95</b>




Susquehanna



Chicago & North Western




CIT Leasing



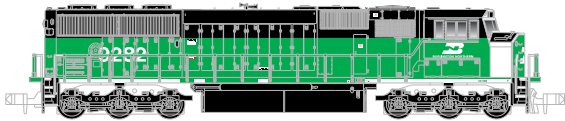
GMTX (P&W/Vermont Rwy)



Conrail



Union Pacific



Burlington Northern



Norfolk Southern



DECEMBER 2015 ANNOUNCEMENT

4<sup>th</sup> QUARTER 2016 ARRIVAL

# N MASTER SD60/60M LOCOMOTIVE

[www.atlasrr.com/NLoco/nsd5060s5.htm](http://www.atlasrr.com/NLoco/nsd5060s5.htm)

The SD-60 varied little from its predecessor the SD50 visually, the main changes taking place internally with the aging 645F engine being replaced by the 710G. The two locomotives can be distinguished by the door panels: the SD-50 features four latched doors in six door panels whereas the SD-60 has six latched doors in eight door panels.


**NEW PAINT SCHEMES & ROAD NUMBERS!**

**FEATURES:**

- Directional lighting
- Separate plow and winterization hatch that can be installed by the modeler
- Blackened wheels
- Slower speed motor for closer to scale speeds
- AccuMate® magnetic knuckle couplers
- Golden-White LEDs
- DCC Models are equipped with NCE Decoders

Road Name/Road Numbers	Analog Item #	Digital Item #
<b>SD-60 LOCOMOTIVE</b>		
Undecorated	40 002 633	40 002 658
<b>SD-60 LOCOMOTIVE - NEW ROAD NUMBERS</b>		
Susquehanna 3802, 3804, 3806	40 002 634-40 002 636	40 002 659-40 002 661
Chicago & North Western 8001, 8010, 8015	40 002 637-40 002 639	40 002 662-40 002 664
<b>SD-60 LOCOMOTIVE - NEW PAINT SCHEMES</b>		
CIT Leasing 6001, 6003, 6013	40 002 640-40 002 642	40 002 665-40 002 667
GMTX (P&W/Vermont Rwy) 9000	40 002 643	40 002 668
<b>SD-60M LOCOMOTIVE</b>		
Undecorated 2 Window	40 002 644	40 002 669
Undecorated 3 Window	40 002 645	40 002 670
<b>SD-60M LOCOMOTIVE - NEW ROAD NUMBERS</b>		
Conrail 5504, 5513, 5523	40 002 646-40 002 648	40 002 671-40 002 673
Union Pacific 6324, 6328, 6336	40 002 649-40 002 651	40 002 674-40 002 676
<b>SD-60M LOCOMOTIVE - NEW PAINT SCHEMES</b>		
Burlington Northern 9277, 9282, 9296	40 002 652-40 002 654	40 002 677-40 002 679
Norfolk Southern 6808, 6810, 6814	40 002 655-40 002 657	40 002 680-40 002 682
<b>MSRP:</b>	<b>\$129.95</b>	<b>\$169.95</b>






Kansas City Southern



Conrail



Burlington Northern



Reading, Blue Mountain & Northern



Pennsylvania Power & Light



Santa Fe

JULY 2015 ANNOUNCEMENT | 1<sup>st</sup> QUARTER 2016 ARRIVAL



## N TRAINMAN® 90 TON HOPPER

[www.atlastrainman.com/NFreight/tmn90ton.htm](http://www.atlastrainman.com/NFreight/tmn90ton.htm)

The Atlas 90-ton hopper is one of the more ubiquitous coal hopper cars in North America. The model fits most three bay 90- and 100-ton coal hoppers built for railroads and private carriers during the 1960s-1980s (and many still running into the 21st century.)

**FEATURES:**

- Colorful painting and printing
- Equipped with AccuMate® operating knuckle couplers




Road Name/Road Numbers	Item #
Undecorated	50 002 037
<b>NEW PAINT SCHEME</b>	
Kansas City Southern 224006, 224060, 224088	50 002 366-50 002 368
<b>NEW ROAD NUMBERS</b>	
Burlington Northern 527609, 527665, 527790	50 002 369-50 002 371
Conrail 490410, 490427, 490442	50 002 372-50 002 374
Pennsylvania Power & Light 709, 715, 735	50 002 375-50 002 377
Reading, Blue Mountain & Northern 7410, 7414, 7427	50 002 378-50 002 380
Santa Fe 81063, 81104, 81099	50 002 381-50 002 383
<b>Undecorated MSRP:</b>	<b>\$14.95</b>
<b>MSRP:</b>	<b>\$19.95</b>



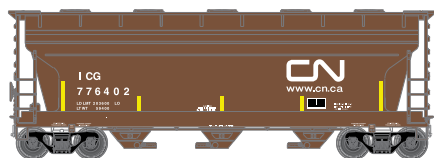
Chessie System\*




FMC




Canpotex±



Canadian National (ICG)



Potash Corp±



Southern±



JULY 2015 ANNOUNCEMENT | 1<sup>st</sup> QUARTER 2016 ARRIVAL

## N TRAINMAN® ACF® 3560 COVERED HOPPER

[www.atlastrainman.com/NFreight/tmn3560.htm](http://www.atlastrainman.com/NFreight/tmn3560.htm)

The three-compartment ACF® 3560 Center Flow Covered Hopper was designed for the transport of high-density dry bulk loadings of 50 – 60 pounds per cubic foot. Examples of these commodities include salt, fertilizer, starch, bauxite, and clay. The 100-ton car was designed to fit into the smallest modern plate diagram dimensions, Plate B.

**NEW PAINT SCHEMES & ROAD NUMBERS!**

**FEATURES:**

- V-frame ends
- Side sheet weld seams
- Roping staples
- Five roof hatches
- Body mounted brake gear
- True scale dimensions with accurate details
- Weighted, detailed underframes
- Equipped with AccuMate® knuckle couplers

\*CSX Licensed Product

± paint scheme is accurate for similar 3-Bay Covered Hopper Car

Road Name/Road Numbers	Item #
Undecorated	50 001 882
<b>NEW ROAD NUMBERS</b>	
Chessie System* 601300, 601366	50 002 271-50 002 272
FMC 64142, 64150	50 002 273-50 002 274
<b>NEW PAINT SCHEMES</b>	
Canpotex± 20315, 20359	50 002 275-50 002 276
Canadian National (ICG) 776402, 776404	50 002 277-50 002 278
Potash Corp± 1692, 1759	50 002 279-50 002 280
Southern± 98895, 99001	50 002 281-50 002 282
<b>Undecorated MSRP:</b>	<b>\$14.95</b>
<b>MSRP:</b>	<b>\$19.95</b>



Atlanta & St. Andrews Bay



Atlantic and Western



Burlington Northern



Railbox



Cadiz Railroad



Escanaba & Lake Superior



Lake Erie, Franklin & Clarion



Port Huron & Detroit

AUGUST 2015 ANNOUNCEMENT | 1<sup>st</sup> QUARTER 2016 ARRIVAL



# N MASTER FMC 5077 SINGLE DOOR BOX CAR

[www.atlasrr.com/NFreight/n5077boxcar.htm](http://www.atlasrr.com/NFreight/n5077boxcar.htm)

This is FMC's entry into the Plate B IPD (Incentive Per Diem) box car era. The design was intended to be the "most universal", interchangeable on most common railroad clearances. The cars were available with and without end-of-car cushioning, and were offered in several door configurations.

Over 4,300 cars were produced from 1975-1979 by FMC's Portland, Oregon plant. The cars were delivered in numerous colorful shortline paint schemes, as well as the nationwide car pool fleet of Railbox. Many secondhand cars were later seen in Class 1 railroads and large leasing company fleets under additional shortline reporting marks.

This new Atlas N scale model includes early and late body styles with single doors.

**FEATURES:**

- Single Sliding Door
- Multiple body styles
- Wire grabs
- Etched parts
- Plate B Box Car
- X-Panel Roof

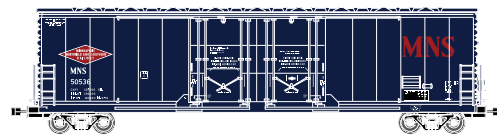
*(HO photos shown)*



Road Name/Road Numbers	Item #
<b>NEW MODEL</b>	
Undecorated - Early	50 002 403
Undecorated - Late	50 002 404
Atlanta & St. Andrews Bay 7004, 7040, 7077	50 002 405-50 002 407
Atlantic and Western 35014, 35035, 35043	50 002 408-50 002 410
Burlington Northern 249918, 249966, 249999	50 002 411-50 002 413
Railbox 17756, 18020, 18180	50 002 414-50 002 416
Cadiz Railroad 1001, 1050, 1055	50 002 417-50 002 419
Escanaba & Lake Superior 9000, 9015, 9019	50 002 420-50 002 422
Lake Erie, Franklin & Clarion 1010, 1012, 1022	50 002 423-50 002 425
Port Huron & Detroit 1000, 1016, 1066	50 002 426-50 002 428
<b>Undecorated MSRP:</b>	<b>\$18.95</b>
<b>MSRP:</b>	<b>\$23.95</b>



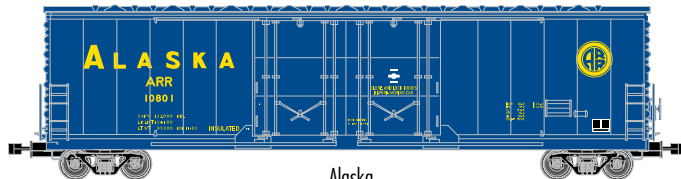
Bend Millwork Company



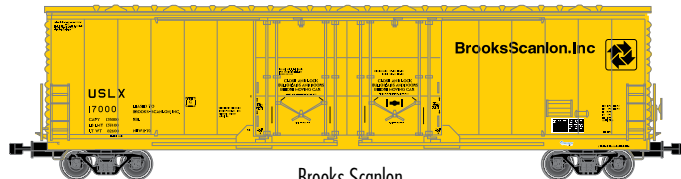
Minneapolis, Northfield & Southern



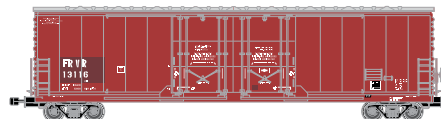
Burlington Northern



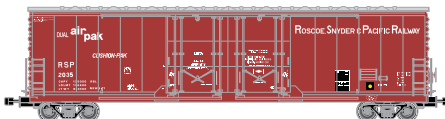
Alaska



Brooks Scanlon



Fox River Valley



Roscoe, Snyder & Pacific



States Veneer



AUGUST 2015 ANNOUNCEMENT | 1<sup>st</sup> QUARTER 2016 ARRIVAL

## N MASTER EVANS 53' DOUBLE PLUG DOOR BOX CAR

[www.atlasrr.com/NFreight/nevans8.htm](http://www.atlasrr.com/NFreight/nevans8.htm)

This 53' boxcar was manufactured in the 1960s and '70s by Evans Company and was used primarily to haul produce, wood and paper products, and canned goods. The prototype is an insulated RBL featuring a 16 foot opening and double plug doors.

**NEW PAINT SCHEMES & ROAD NUMBERS!**

**FEATURES:**

- 70-ton roller-bearing trucks
- Ready-to-run
- Roof overspray
- AccuMate® couplers

Road Name/Road Numbers	Item #
Undecorated	50 002 283
<b>NEW ROAD NUMBERS</b>	
Bend Millwork Company 17050, 17060	50 002 284-50 002 285
Burlington Northern 750002, 750022	50 002 286-50 002 287
Minneapolis, Northfield & Southern 50066, 50536	50 002 288-50 002 289
<b>NEW PAINT SCHEMES</b>	
Alaska 10801, 10806	50 002 290-50 002 291
Brooks Scanlon 17000, 17009	50 002 292-50 002 293
Fox River Valley 13116, 13110	50 002 294-50 002 295
Roscoe, Snyder & Pacific 2032, 2035	50 002 296-50 002 297
States Veneer 10370, 10372	50 002 298-50 002 299
<b>Undecorated MSRP:</b>	<b>\$13.95</b>
<b>MSRP:</b>	<b>\$18.95</b>





Algoma Central



Black River & Western



Genesee Valley Transportation



Family Lines\*



Jersey Central




Lehigh Valley



Norfolk Southern



Reading & Northern



Southern



Union Pacific



Union Railroad

AUGUST 2015 ANNOUNCEMENT | 1<sup>st</sup> QUARTER 2016 ARRIVAL



# N TRAINMAN® C&O CUPOLA CABOOSE

[www.atlastrainman.com/NFreight/tmncaboose.htm](http://www.atlastrainman.com/NFreight/tmncaboose.htm)

The first all-steel cabooses built for the Chesapeake & Ohio Railroad were produced in 1937 by the Magor Car Corporation in Clifton, N.J. Magor, along with St. Louis Car Company and ACF, ultimately built a total of 350 cabooses for the C&O using a similar design. The last were produced in 1949. Through subsequent rebuilding and modernization, many remained in service through the end of regular caboose usage in the 1980s. Cabooses of a similar design were also built for Pere Marquette, Missouri Pacific and Chicago & Eastern Illinois.

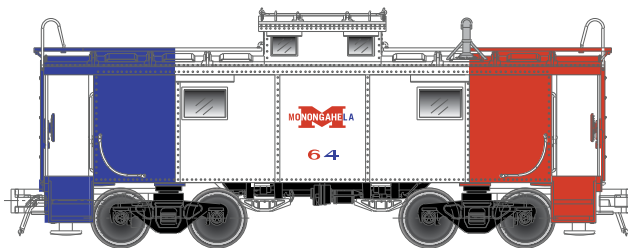


**FEATURES:**

- Crisply molded body detail
- Weighted, detailed underframe
- Equipped with AccuMate® knuckle couplers
- Window glazing

\*CSX Licensed Product

Road Name/Road Numbers	Item #
Undecorated	50 002 578
<b>NEW PAINT SCHEMES</b>	
Algoma Central 9607, 9609	50 002 579-50 002 580
Black River & Western 35	50 002 581
Genesee Valley Transportation 4810	50 002 582
Family Lines* 0782, 0826	50 002 583-50 002 584
Jersey Central 91508, 91513	50 002 585-50 002 586
Lehigh Valley 95016, 95067	50 002 587-50 002 588
Norfolk Southern 365, 367	50 002 589-50 002 590
Reading & Northern 477514	50 002 591
Southern X255, X256	50 002 592-50 002 593
Union Pacific 903002, 903003	50 002 594-50 002 595
Union Railroad C-4, C-25	50 002 596-50 002 597
<b>Undecorated MSRP:</b>	<b>\$15.95</b>
<b>MSRP:</b>	<b>\$21.95</b>



Monongahela Bicentennial



Conrail



Family Lines (CRR)\*



New Haven



Norfolk & Western



Penn Central



Susquehanna



SEPTEMBER 2015 ANNOUNCEMENT

2<sup>nd</sup> QUARTER 2016 ARRIVAL

## N MASTER NE-6 CABOOSE

[www.atlasrr.com/NFreight/nne6caboose5.htm](http://www.atlasrr.com/NFreight/nne6caboose5.htm)

This Atlas N scale model is based upon a standard caboose design of the International Car Company of Kenton, Ohio that was used in the 1940s. It is typically associated with the New Haven Railroad but this body style was in fact used by other rail lines as well. The cabooses showed real longevity and were found in operation well into the diesel era.

### NEW PAINT SCHEMES & ROAD NUMBERS!

**FEATURES:**

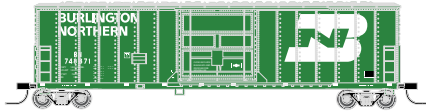
- Ready-to-run
- Finely detailed end rails, smokestack and ladders
- Brake line detail
- Weighted chassis
- Friction-bearing or roller-bearing caboose trucks as appropriate
- Factory-equipped with AccuMate® couplers
- Accurate painting and printing
- Railroad specific features

Two different body styles:

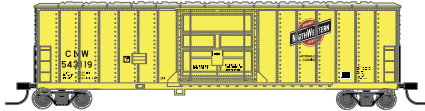
- New Haven Body Style: windows spaced closer to the cupola
- Nickel Plate Body Style: windows spaced further from the cupola

Road Name/Road Numbers	Item #
Undecorated - NH Style	50 002 503
Undecorated - NKP Style	50 002 504
<b>NEW ROAD NUMBERS</b>	
Conrail 19813, 23513	50 002 505-50 002 506
Family Lines (CRR)* 1079, 1080	50 002 507-50 002 508
New Haven C-663, C-707	50 002 509-50 002 510
Norfolk & Western 557729, 557732	50 002 511-50 002 512
Penn Central 19800, 19802	50 002 513-50 002 514
Susquehanna 0114, 0117	50 002 515-50 002 516
<b>NEW PAINT SCHEME</b>	
Monongahela Bicentennial 64	50 002 517
<b>Undecorated MSRP:</b>	<b>\$19.95</b>
<b>MSRP:</b>	<b>\$28.95</b>

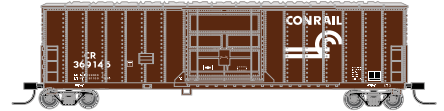
\*CSX Licensed Product



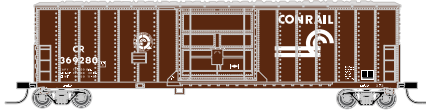
Burlington Northern



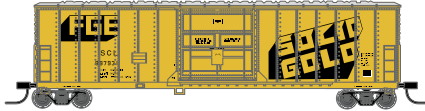
Chicago & North Western



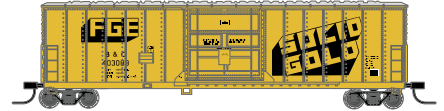
Conrail



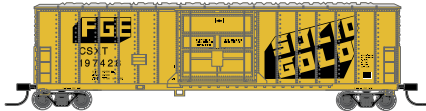
Conrail "Continuous Quality Improvement"



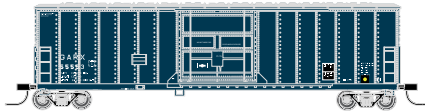
Seaboard Coast Line "Solid Gold"\*



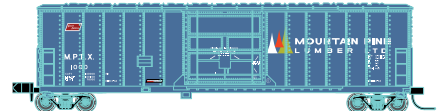
Baltimore & Ohio "Solid Gold"\*



CSX "Solid Gold"\*



GARX



Mountain Pine Lumber

SEPTEMBER 2015 ANNOUNCEMENT | 2<sup>nd</sup> QUARTER 2016 ARRIVAL



# N MASTER FGE 50' BOX CAR

[www.atlasrr.com/NFreight/nfgeboxcar4.htm](http://www.atlasrr.com/NFreight/nfgeboxcar4.htm)

In the 1950s, FGE started to build 40' and 50' insulated box cars for lease to its member railroads. Sometimes called "grocery cars", these box cars carried a wide variety of reporting marks. These cars lacked refrigerating equipment but were insulated well enough to keep loads cool even on warm days.

**NEW PAINT SCHEMES & ROAD NUMBERS!**

**FEATURES:**

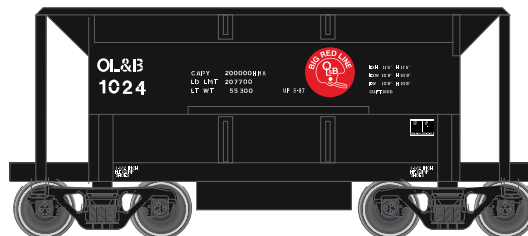
- AccuMate® operating knuckle couplers
- Scale detail

\*CSX Licensed Product

Road Name/Road Numbers	Item #
Undecorated	50 001 344
<b>NEW ROAD NUMBERS</b>	
Burlington Northern 748871, 748879	50 002 518-50 002 519
Chicago & North Western 543049, 543119	50 002 520-50 002 521
Conrail 369145, 369167	50 002 522-50 002 523
Conrail "Continuous Quality Improvement" 369280	50 002 524
Seaboard Coast Line "Solid Gold"* 997931, 997939	50 002 525-50 002 526
<b>NEW PAINT SCHEMES</b>	
Baltimore & Ohio "Solid Gold"* 403068, 403089	50 002 527-50 002 528
CSX "Solid Gold"* 197428, 197447	50 002 529-50 002 530
GARX 55550, 55553	50 002 531-50 002 532
Mountain Pine Lumber 1000, 1002	50 002 533-50 002 534
<b>Undecorated MSRP:</b>	<b>\$13.95</b>
<b>MSRP:</b>	<b>\$18.95</b>



Atlantic Coast Line\*



Omaha, Lincoln & Beatrice



Bessemer & Lake Erie



Chesapeake & Ohio\*



Chicago & North Western



Soo Line

**N  
SCALE**

SEPTEMBER 2015 ANNOUNCEMENT | 1<sup>ST</sup> QUARTER 2016 ARRIVAL

**N TRAINMAN® 70 TON ORE CAR**

[www.atlastrainman.com/NFreight/tmn70tonore.htm](http://www.atlastrainman.com/NFreight/tmn70tonore.htm)

The "Minnesota" ore car built by Pullman-Standard was the most popular ore car produced. Over 15,000 of these cars would be built for Great Lakes ore carriers, with the largest amount going to the Duluth Missabe & Iron Range. Their main commodity is ore, but many were also used for taconite, limestone, and even ballast. Atlas' popular 70 Ton ore car would look right at home on any layout.

**NEW PAINT  
SCHEMES &  
ROAD NUMBERS!**


**FEATURES:**

- Ready-to-run
- AccuMate® couplers
- Accurate painting and printing
- Free-rolling trucks with brown plastic wheels
- Full rivet detail

\* CSX Licensed Product

Road Name/Road Numbers	Item #
Undecorated	50 002 614
<b>NEW PAINT SCHEMES</b>	
Atlantic Coast Line* 720335, 720628, 720649	50 002 615-50 002 617
Omaha, Lincoln & Beatrice 1001, 1024, 1040	50 002 618-50 002 620
<b>NEW ROAD NUMBERS</b>	
Bessemer & Lake Erie 20001, 20066, 20109	50 002 621-50 002 623
Chesapeake & Ohio* 1502, 1516, 1520	50 002 624-50 002 626
Chicago & North Western 113890, 113898, 113902	50 002 627-50 002 629
Soo Line 81903, 81919, 81947	50 002 630-50 002 632
<b>Undecorated MSRP:</b>	<b>\$12.95</b>
<b>MSRP:</b>	<b>\$16.95</b>





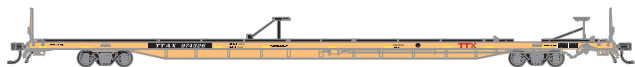
Alaska<sup>++</sup>



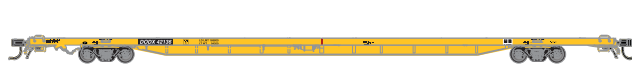
Santa Fe



Rio Grande<sup>++</sup>



TTX (Penny Heritage)



Department of Defense



Union Pacific MW



Florida East Coast

OCTOBER 2015 ANNOUNCEMENT | 2<sup>nd</sup> QUARTER 2016 ARRIVAL



# N MASTER 89' FLAT CAR

[www.atlasrr.com/NFreight/n89flatcar3.html](http://www.atlasrr.com/NFreight/n89flatcar3.html)

The ACF® 89' 4" flat car was introduced in the late 60s as a result of a continuing need for more intermodal platform capacity. The Atlas model is based on the 1973 version that was originally designed to carry two trailers or combinations with containers. The cars have been used by Trailer Train and various railroads in intermodal service since that time. Many of these were modified in the late 80s to accept longer trailers. Most of those remaining in TTX service, today, have been modified with three hitches to accommodate up to three shorter package trailers.

**NEW PAINT SCHEMES!**

**FEATURES:**

- Based on ACF® plans
- Two different styles of hitch
- Container pedestals
- Correct model year jack pads
- Recommended 13" radius minimum
- AccuMate® couplers

*++ Alternate history paint scheme*

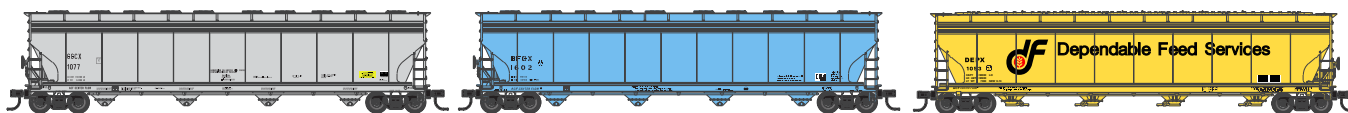
Road Name/Road Numbers	Item #
Undecorated - Mid/End Hitches	50 002 554
Undecorated - Containers	50 002 555
Undecorated - Triple Hitches	50 002 556
<b>NEW PAINT SCHEMES</b>	
Alaska <sup>++</sup> 19501, 19506, 19514	50 002 557-50 002 559
Santa Fe 296346, 296427, 296440	50 002 560-50 002 562
Rio Grande <sup>++</sup> 105004, 105014, 105024	50 002 563-50 002 565
TTX (Penny Heritage) 974326, 974377, 974526	50 002 566-50 002 568
Department of Defense 42002, 42087, 42113	50 002 569-50 002 571
Union Pacific MW 1648, 1860, 1870	50 002 572-50 002 574
Florida East Coast 2490, 2513, 2569	50 002 575-50 002 577

**Undecorated MSRP: \$22.95**  
**MSRP: \$27.95**



Norchem

Chevron Phillips Chemical



Georgia Gulf Plaquemine Div.

Oxy Vinyls

Dependable Feeds



Penn Central

Southern Pacific++

GE Railcar (USLX)



OCTOBER 2015 ANNOUNCEMENT

2<sup>nd</sup> QUARTER 2016 ARRIVAL

# N MASTER ACF<sup>®</sup> 5701/5800 COVERED HOPPER

[www.atlasrr.com/NFreight/n5701d.htm](http://www.atlasrr.com/NFreight/n5701d.htm)

The 5701 cubic foot covered hopper was introduced in the early Seventies for transporting bulk plastic pellets. Since 1972 ACF has built nearly 15,000 cars. Most of these were acquired by private companies including leasing companies, chemical companies, oil companies, and plastics companies.

The 5800 cubic foot covered hopper evolved from the earlier 5701 for transporting bulk plastic pellets. Most of these were acquired by private companies including leasing companies, chemical companies, oil companies and plastics companies.

**FEATURES:**

- Eight or nine full-width panel body as appropriate
- Etched metal roof walks
- Ten 20" hatches or two continuous hatch designs as appropriate
- Longitudinal or transverse mounted air reservoir as appropriate
- Pneumatic or gravity outlets as appropriate
- Blackened metal wheels
- Accurate painting and printing
- 100-ton roller-bearing trucks and body mounted AccuMate<sup>®</sup> couplers with screw-attached coupler pockets.

++ Alternate history paint scheme

Road Name/Road Numbers	Item #
<b>ACF 5701/5800 PLASTICS HOPPER</b>	
Undecorated - 5701 Plastics Hopper	50 000 011
<b>NEW PAINT SCHEMES</b>	
Norchem 6001, 6010, 6015	50 002 458-50 002 460
Chevron Phillips Chemical 6937, 7017, 7059	50 002 461-50 002 463
Georgia Gulf Plaquemine Div. 1077, 100, 1184	50 002 464-50 002 466
Oxy Vinyls 1602, 1691, 1757	50 002 467-50 002 469
<b>ACF 5701 GRAIN HOPPER</b>	
Undecorated - 5701 Grain Hopper	50 000 068
<b>NEW PAINT SCHEMES</b>	
Dependable Feeds 1010, 1031, 1053	50 002 470-50 002 472
Penn Central 892023, 892099, 892182	50 002 473-50 002 475
Southern Pacific++ 498000, 498032, 498199	50 002 476-50 002 478
GE Railcar (USLX) 5810, 5815, 5851	50 002 479-50 002 481
<b>Undecorated MSRP:</b>	<b>\$19.95</b>
<b>MSRP:</b>	<b>\$25.95</b>





Preferred Pool 45'




Vermont Railway




Xtra Intermodal



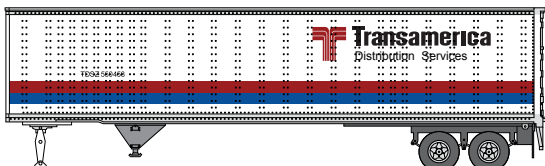
Xtra Lease




Unlettered w/Reflective Stripes



Seaboard System\*



Transamerica Distribution TDSZ



Xtra Intermodal USAZ

OCTOBER 2015 ANNOUNCEMENT | 2<sup>nd</sup> QUARTER 2016 ARRIVAL



# N MASTER 45' PINES TRAILER

[www.atlasrr.com/NFreight/ntrailers7.htm](http://www.atlasrr.com/NFreight/ntrailers7.htm)

In today's economy, there are strong demands to move freight faster and more efficiently. Atlas' N 45' Pines Trailer will get the job done on your railroad. Built in true scale dimensions, the model has extremely accurate painting and printing.

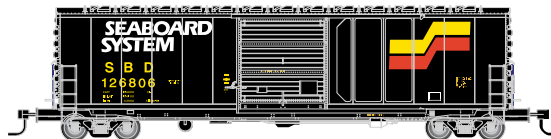
**FEATURES:**

- Two sets of landing gear- fully extended or retracted
- Hinges and latches
- Rivets
- Rear bumper detail

\*CSX Licensed Product

**NEW PAINT SCHEMES & ROAD NUMBERS!**

Road Name/Road Numbers	Item #
Undecorated	50 002 598
<b>NEW ROAD NUMBERS</b>	
Preferred Pool 45' AVAZ 254325, AVAZ 254334	50 002 599-50 002 600
Vermont Railway VTRZ 237770, VTRZ 237790	50 002 601-50 002 602
Xtra Intermodal XTRZ 221133, XTRZ 221045	50 002 603-50 002 604
Xtra Lease UPSZ 850042, UPSZ 850205	50 002 605-50 002 606
<b>NEW PAINT SCHEMES</b>	
Unlettered w/Reflective Stripes	50 002 607
Seaboard System* SBDZ 233005, SBDZ 233032	50 002 608-50 002 609
Transamerica Distribution TDSZ 550458, TDSZ 550450	50 002 610-50 002 611
Xtra Intermodal USAZ 235119, USAZ 235132	50 002 612-50 002 613
<b>Undecorated MSRP:</b>	<b>\$14.95</b>
<b>MSRP:</b>	<b>\$19.95</b>



Seaboard System\*




Louisville & Nashville\*




Missouri-Kansas-Texas



Western Maryland\*



Norfolk Southern



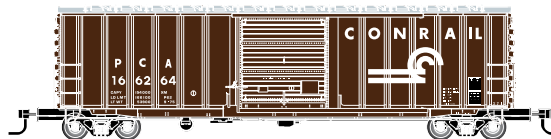
Rock Island



Frisco



Illinois Terminal



Conrail "PCA"



NOVEMBER 2015 ANNOUNCEMENT | 2<sup>nd</sup> QUARTER 2016 ARRIVAL

# N MASTER 50' PRECISION DESIGN BOX CAR

[www.atlasrr.com/NFreight/npreboxcar8.htm](http://www.atlasrr.com/NFreight/npreboxcar8.htm)

Built by ACF® in the late 1960s and early 1970s, this ready-to-run model comes in both smooth side and rib side versions as per the prototype.

**NEW PAINT SCHEMES & ROAD NUMBERS!**

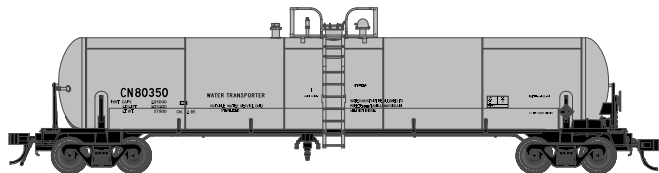
**FEATURES:**

- A prototypically detailed body with realistic ladders, brake wheel and see-through end crossover walkway
- Detailed die-cast metal underframe
- Separate brake system
- Air reservoir
- AccuMate® couplers.
- 70-ton roller-bearing trucks
- Accurate painting and printing

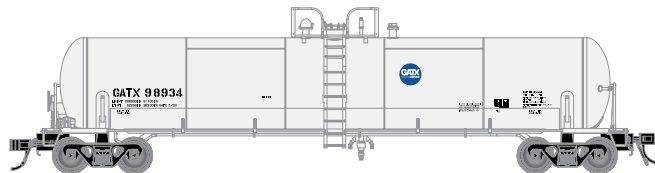
\*CSX Licensed Product

Road Name/Road Numbers	Item #
<b>SMOOTH SIDE BOX CARS</b>	
Undecorated	50 002 537
<b>NEW PAINT SCHEME</b>	
Seaboard System* 126802, 126806	50 002 535-50 002 536
<b>NEW ROAD NUMBERS</b>	
Louisville & Nashville* 102720, 102931	50 002 538-50 002 539
Missouri-Kansas-Texas 2022, 2066	50 002 540-50 002 541
Western Maryland* 35190, 35204	50 002 542-50 002 543
<b>RIB SIDE BOX CARS</b>	
Undecorated	50 001 284
<b>NEW PAINT SCHEME</b>	
Conrail "PCA" 166264, 166671	50 002 544-50 002 545
<b>NEW ROAD NUMBERS</b>	
Norfolk Southern 2104, 2130	50 002 546-50 002 547
Rock Island 36109, 36114	50 002 548-50 002 549
Frisco 42040, 42200	50 002 550-50 002 551
Illinois Terminal 7330, 7342	50 002 552-50 002 553
<b>Undecorated MSRP:</b>	<b>\$19.95</b>
<b>MSRP:</b>	<b>\$25.95</b>

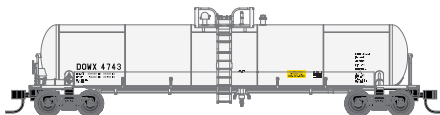




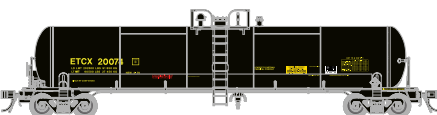
Canadian National



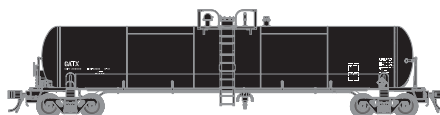
GATX "Service Driven"



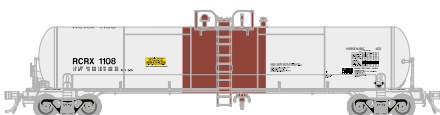
Dow Chemical (DOWX)



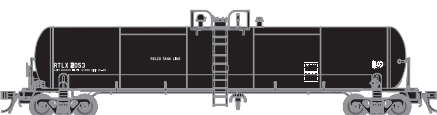
Eastman Chemical



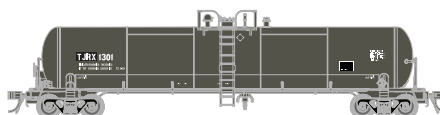
GATX WX Repaint



Reagent Chemical



Relco Tank Line



S.M. Brooks

NOVEMBER 2015 ANNOUNCEMENT | 2<sup>nd</sup> QUARTER 2016 ARRIVAL



# N MASTER 20,700 GALLON TANK CAR

[www.atlasrr.com/NFreight/n20ktanker3.htm](http://www.atlasrr.com/NFreight/n20ktanker3.htm)

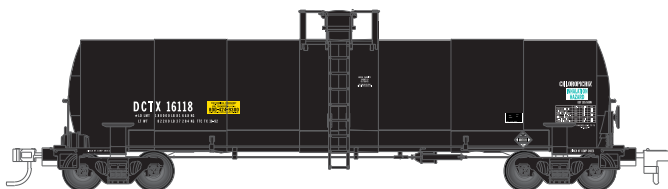
The Atlas model of the 20,700 gallon tank car was introduced in the mid-Sixties by General American Transportation Corporation, more commonly known simply as GATX. The design is a general-purpose, non-insulated, non-pressure tank car. The Atlas model recreates two major saddle variations (Type 10 and Type 20) and two top platform variations (one- and two-piece). The more common products carried in this tank car were tallow, animal fat, fuel oil, diesel fuel, vegetable oil, soybean oil, fertilizers, lubricating oil, waste oil, and glycol.

**FEATURES:**

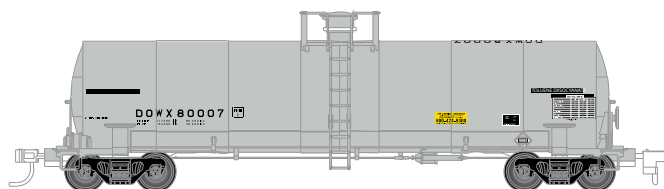
- Detailed five section non-insulated body
- Two saddle variations (Type 10 or 20)
- Detailed top platform with two options (one- or two-piece)
- With A-end pipe stubs (where applicable)
- See-through end walks
- Detailed brake gear and pipes
- Bottom outlet
- Safety vent
- Manway
- Control housing
- Stuffing box
- Safety rails
- Correct lettering to prototype cars




Road Name/Road Numbers	Item #
Undecorated – Type 10 Saddles	50 002 432
Undecorated – Type 20 Saddles	50 002 433
<b>NEW PAINT SCHEME</b>	
Canadian National 80351, 80366, 80371	50 002 434-50 002 436
<b>NEW ROAD NUMBERS</b>	
GATX "Service Driven" 98914, 98918, 98929	50 002 437-50 002 439
Dow Chemical (DOWX) 4740, 4747, 4754	50 002 440-50 002 442
<b>NEW PAINT SCHEME</b>	
Eastman Chemical 20051, 20074, 20150	50 002 443-50 002 445
<b>NEW ROAD NUMBERS</b>	
GATX WX Repaint 27492, 27496, 24797	50 002 446-50 002 448
<b>NEW PAINT SCHEME</b>	
Reagent Chemical 1108, 1112, 1124	50 002 449-50 002 451
<b>NEW ROAD NUMBERS</b>	
Relco Tank Line 2024, 2048, 2050	50 002 452-50 002 454
<b>NEW PAINT SCHEME</b>	
S.M. Brooks 1301, 1303, 1311	50 002 455-50 002 457
<b>Undecorated MSRP:</b>	<b>\$24.95</b>
<b>MSRP:</b>	<b>\$31.95</b>



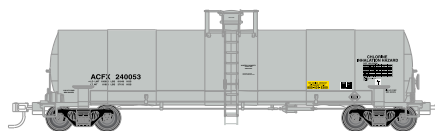
CIT Group (TTC Conversion) †



Dow Chemical †



Dana Railcare




ACFX (ARIL Repaint)



E.I. Dupont



General American



Occidental (7800-series)



DECEMBER 2015 ANNOUNCEMENT | 3<sup>rd</sup> QUARTER 2016 ARRIVAL

## N MASTER 17,360 GALLON CHLORINE TANK CAR

[www.atlasrr.com/NFreight/n173tank5.htm](http://www.atlasrr.com/NFreight/n173tank5.htm)

A member of the most regulated division of the freight car community, tank cars are used to transport both hazardous and non-hazardous materials along the rails. Our high quality, ready-to-run N scale tank car is modeled after American Car and Foundry's insulated general service tank car designed primarily for transporting chlorine.

† **Dow Chemical & CIT Group** - Discovering new roadnames for our existing models is much of the excitement working at Atlas. But, discovering a new roadname and a new type of car applicable to our existing model is a real rarity. Atlas' standard chlorine car is a DOT 105A500W/105J500W (insulated, high-pressure tank). The Dow tank in this run is a genuine look alike, a nearly identical insulated, non-pressure (DOT 105A100W) design for toluene diisocyanate transport!

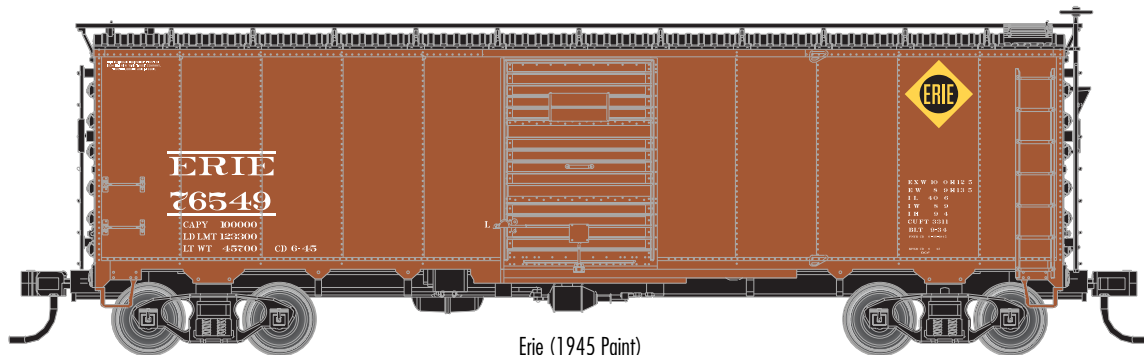
The CIT Group has been a growing company in the rail transportation industry. A small number of DOT 105A500W cars were converted in 1992 by Texana Tank Car into DOT 105J500W cars for transportation of a specialty chemical.



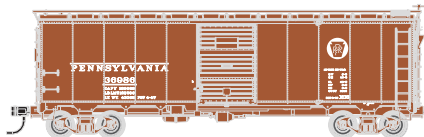
**FEATURES:**

- Separately-applied brake detail
- Finely molded handrails
- Tank fittings, safety placards and metal safety bars
- 100-ton roller-bearing trucks with AccuMate® couplers
- Accurate painting and lettering

Road Name/Road Numbers	Item #
Undecorated	50 002 384
<b>NEW PAINT SCHEMES</b>	
ACFX (ARIL Repaint) 240021, 240053, 240084	50 002 385-50 002 387
Dana Railcare 817080, 817084, 817098	50 002 388-50 002 390
Dow Chemical 80000, 80007, 80010	50 002 391-50 002 393
E.I. Dupont 17313, 17322, 17351	50 002 394-50 002 396
<b>NEW ROAD NUMBERS</b>	
General American 58957, 58987, 58981	50 002 397-50 002 399
<b>NEW PAINT SCHEMES</b>	
Occidental (7800-series) 7841, 7847, 7876	50 002 400-50 002 402
CIT Group (TTC Conversion) 16118, 16123, 16137	50 002 429-50 002 431
<b>Undecorated MSRP:</b>	<b>\$24.95</b>
<b>MSRP:</b>	<b>\$29.95</b>



Erie (1945 Paint)



Pennsylvania RR++



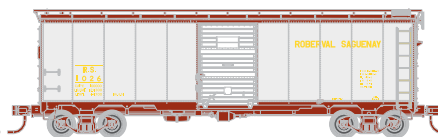
MP (Route of the Eagles)




Western Maryland\*



Soo Line (Modern)



Roberval Saguenay



Seaboard (1934-37 Paint)\*

DECEMBER 2015 ANNOUNCEMENT | 3<sup>rd</sup> QUARTER 2016 ARRIVAL



# N MASTER 1932 ARA BOX CAR

[www.atlasrr.com/NFreight/n1932boxcar5.htm](http://www.atlasrr.com/NFreight/n1932boxcar5.htm)

A goal of the American Railway Association (ARA) in the early 1920s was to produce an all-steel box car that could be recognized as a standard by the member railroads. Although the original design presented in 1923 produced in excess of 60,000 cars, it wasn't until a new design was presented in 1932 that the member railroads gave their approval.

After extensively testing five prototypes in 1933, over 14,500 cars were produced for twenty-three railroads throughout the following decade. This design soon evolved into the 1937, Modified 1937, and Postwar AAR box cars.

Although not the most popular design produced, numerically speaking, the 1932 ARA Standard box car is considered one of the most important designs in railroad history.



**FEATURES:**

- Accurate painting and printing
- Friction-bearing trucks
- AccuMate® couplers

\*CSX Licensed Product

++ Road numbers 36984 & 36985 are alternate history paint schemes

Road Name/Road Numbers	Item #
Undecorated #1 - "Long tab" body, Murphy panel roof, 4/4 Dreadnaught ends	50 000 114
Undecorated #2 - "Long tab" body, 11 panel flat riveted roof, flat riveted ends	50 000 115
Undecorated #4 - "Short tab" body, Viking corrugated roof, Buckeye ends	50 000 151
Undecorated #6 - "Long tab" body, Viking corrugated roof, 4/4 Dreadnaught ends	50 000 515
Undecorated #7 - "Long tab" body, Murphy panel roof, flat riveted ends	50 000 516
<b>NEW PAINT SCHEMES</b>	
Erie (1945 Paint) 76549, 76751, 76870	50 002 482-50 002 484
Pennsylvania RR++ 36984, 36985, 36986	50 002 485-50 002 487
MP (Route of the Eagles) 30952, 30791, 30804	50 002 488-50 002 490
Western Maryland* 27080, 27625, 28121	50 002 491-50 002 493
Soo Line (Modern) 42070, 42204, 42384	50 002 494-50 002 496
Roberval Saguenay 1001, 1026, 1030	50 002 497-50 002 499
Seaboard (1934-37 Paint)* 17143, 17438, 17487	50 002 500-50 002 502

**Undecorated MSRP: \$20.95**  
**MSRP: \$26.95**