

An amazing technological feat now allows full featured sounds in an N scale switcher!



Boston & Maine



Canadian Pacific



Erie Lackawanna



Great Northern



Pennsylvania



Santa Fe



Southern

1st QUARTER 2015 ARRIVAL

N MASTER S-2 LOCOMOTIVE

www.atlasrr.com/NLoco/ns2.htm

To Order Online: <http://shop.atlasrr.com/c-1223-n160.aspx>

Built by the American Locomotive Company (Alco) the low-hood S-2 was introduced in 1940 to replace Alco's earlier high-hood switchers. The 1000 horsepower S-2 was a turbocharged version of the S-1. There were 1,502 S-2s sold to North American Railroads. The versatility of the S-2s was evidenced by their service on mainline, shortline and industrial railroads.

FEATURES:

- Scaled from actual prototype measurements
- Option for horizontal or vertical radiator shutters
- Fine scale handrails
- Separately-applied coupler cut levers, air hoses, piping, etc.
- Directional LED lighting (includes cab rear headlight)
- Die-cast hood & chassis for improved pulling performance
- Digital-ready chassis
- Dual-flywheels for maximum performance at all speeds
- Factory-equipped with AccuMate® knuckle couplers
- Exceptional painting and printing

DCC OPERATION FEATURES:

- Supports all DCC-programming modes
- Flexible mapping of function keys F0 to F28.
- A total of 4 DCC function outputs are available
- Follows all NMRA DCC standards and recommended practices

Road Name/Road Numbers	Silver (DCC Ready) Item #	Gold (ESU) Item #
Undecorated	40 000 693	40 000 712
Boston & Maine 1260, 1261	40 000 694-40 000 695	40 000 713-40 000 714
Canadian Pacific 7013, 7061, 7091	40 000 696-40 000 698	40 000 715-40 000 717
Erie Lackawanna 533, 541, 542	40 000 699-40 000 701	40 000 718-40 000 720
Great Northern "Empire Builder" 1, 4	40 000 702-40 000 703	40 000 721-40 000 722
Pennsylvania 5659, 9106, 9108	40 000 704-40 000 706	40 000 723-40 000 725
Santa Fe 2350, 2357, 2367	40 000 707-40 000 709	40 000 726-40 000 728
Southern 2228, 2229	40 000 710-40 000 711	40 000 729-40 000 730
MSRP:	\$119.95	\$239.95

SOUND FUNCTIONALITY FEATURES (GOLD LOCOMOTIVES ONLY):

- Over 20 sound effects are available, including engine start-up and shutdown, prime mover sounds through all eight notches, bell, air horn, air compressor, dynamic brakes and more.
- There are 16 user-selectable horns, 2 user-selectable bells, and 2 user-selectable synchronized brake squeals.
- Manual and Automatic Notching modes with the ability to change modes "on the fly" are provided for true realism.

NEW MODEL FEATURING ESU LOKSOUND!



Canadian National



Penn Central



Penn Central



Rio Grande



Soo Line



The ROCK



CSX*



Ontario Northland



Western Pacific



Cotton Belt



Iowa, Chicago & Eastern

1st QUARTER 2015 ARRIVAL



N MASTER GP40/40-2 LOCOMOTIVE

www.atlasrr.com/NLoco/ngp40.htm

To Order Online: <http://shop.atlasrr.com/c-743-n78.aspx>

The GP-40 was produced by the Electro Motive Division in the late 1960s and early 1970s, the GP-40 was a 3000 horsepower locomotive best characterized by the three full size radiator fans on the rear of the roof.

The GP40-2 was EMD's follow-up to the very successful GP40 locomotive model. All GP40-2s featured a 16-cylinder EMD 645-series diesel engine which was rated at 3,000 horsepower. Early to mid-production phase 2 GP40-2s were built from mid-1976 through late-1979. Several major spotting features of Phase 2 units include: an 88" low nose, corrugated radiator grilles and notched step wells.

FEATURES:

- Directional lighting
- Walkway safety tread
- Blackened metal wheels
- Scale Speed™ motor
- Factory-equipped with AccuMate® knuckle couplers
- Dynamic brakes (as appropriate by railroad)
- DCC versions come equipped with an NCE decoder
- Golden-white LEDs

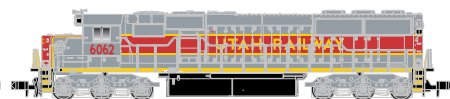


Road Name/Road Numbers	Standard Item #	DCC Item #
GP40 LOCOMOTIVE		
Undecorated w/o DB	48500	_____
Undecorated w/ DB	48501	_____
NEW PAINT SCHEMES		
Canadian National 9302, 9309, 9316	40 001 902-40 001 904	40 001 934-40 001 936
Penn Central 3066, 3047, 3172	40 001 905-40 001 907	40 001 937-40 001 939
Rio Grande 3051, 3054, 3060	40 001 908-40 001 910	40 001 940-40 001 942
Soo Line 732, 733, 735	40 001 911-40 001 913	40 001 943-40 001 945
The ROCK 3001, 3000, 373	40 001 914-40 001 916	40 001 946-40 001 948
GP40-2 LOCOMOTIVE		
Undecorated w/o DB	40 001 917	_____
Undecorated w/ DB	40 001 918	_____
NEW PAINT SCHEMES		
CSX* 4402, 4409, 4442	40 001 919-40 001 921	40 001 949-40 001 951
Ontario Northland 2200, 2201, 2202	40 001 922-40 001 924	40 001 952-40 001 954
Western Pacific 3546, 3548, 3549	40 001 925-40 001 927	40 001 955-40 001 957
Cotton Belt 7629, 7642, 7633	40 001 928-40 001 930	40 001 958-40 001 960
Iowa, Chicago & Eastern 4201, 4202, 4204	40 001 931-40 001 933	40 001 961-40 001 963
MSRP:	\$129.95	\$169.95

*CSX Licensed Product (HO models shown)



SD50 - CSX*



SD50 - Utah Railway+



SD50 - Norfolk & Western+



SD60 - Canadian National



SD60 - EMD



SD60 - GATX Locomotive Group



SD60 - Soo Line



SD60M - BNSF



SD60M - Canadian Pacific



SD60M - CSX*



2nd QUARTER 2015 ARRIVAL

N MASTER SD50/60/60M LOCOMOTIVE

www.atlasrr.com/NLoco/nsd5060s4.htm

To Order Online: <http://shop.atlasrr.com/c-724-n70.aspx>

EMD introduced the SD-50 in the early 1980s with a 16 cylinder, 3500 h.p. engine to attain the power that they had earlier gotten from a 20 cylinder locomotive. The SD-60 varied little from its predecessor visually, the main changes taking place internally with the aging 645F engine being replaced by the 710G. The two locomotives can be distinguished by the door panels; the SD-50 features four latched doors in six door panels whereas the SD-60 has six latched doors in eight door panels.




FEATURES:

- Directional lighting
- Blackened wheels
- Golden-White LEDs
- Slower speed motor for closer to scale speeds
- AccuMate[®] magnetic knuckle couplers
- DCC Models are equipped with NCE Decoders
- Separate plow and winterization hatch that can be installed by the modeler


*CSX Licensed Product

+ Actual locomotive does not match model prototype

Road Name/Road Numbers	Analog Item #	DCC Item #
SD-50 LOCOMOTIVE		
Undecorated	40 002 019	40 002 050
NEW PAINT SCHEMES		
CSX* 8541, 8641	40 002 020-40 002 021	40 002 051-40 002 052
Utah Railway+ 6060, 6064	40 002 022-40 002 023	40 002 053-40 002 054
Norfolk & Western+ 6501, 6503, 6504	40 002 024-40 002 026	40 002 055-40 002 057
SD-60 LOCOMOTIVE		
Undecorated	40 002 027	40 002 058
NEW PAINT SCHEMES		
Canadian National 5404, 5414, 5420	40 002 028-40 002 030	40 002 059-40 002 061
EMD 8300, 8301, 8302	40 002 031-40 002 033	40 002 062-40 002 064
GATX Locomotive Group 9014, 9059	40 002 034-40 002 035	40 002 065-40 002 066
Soo Line 6044, 6053	40 002 036-40 002 037	40 002 067-40 002 068
SD-60M LOCOMOTIVE		
Undecorated 2 Window	40 002 038	40 002 069
Undecorated 3 Window	40 002 039	40 002 070
NEW PAINT SCHEMES		
BNSF 8129, 8130, 8131	40 002 040-40 002 042	40 002 071-40 002 073
Canadian Pacific 6258, 6259, 6260, 6262	40 002 043-40 002 046	40 002 074-40 002 077
CSX* 8765, 8768, 8773	40 002 047-40 002 049	40 002 078-40 002 080
MSRP:	\$129.95	\$169.95



Amtrak - GP-7



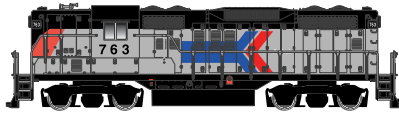
Boston & Maine



Peabody



Toledo, Peoria & Western




Amtrak - GP-9



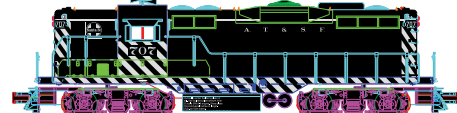
Canadian Pacific



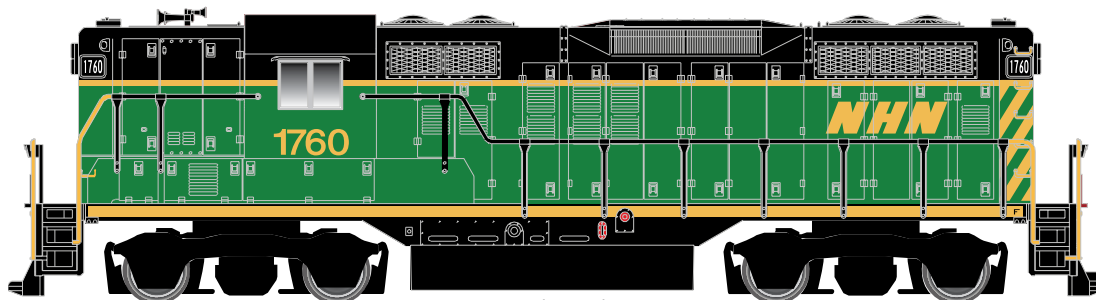
Guilford "B&M Heritage"



Guilford "MEC Heritage"



Santa Fe



New Hampshire Northcoast

2nd QUARTER 2015 ARRIVAL



N MASTER GP-7/9 LOCOMOTIVE

www.atlasrr.com/NLoco/ngp7c.htm

To Order Online: <http://shop.atlasrr.com/c-604-n10.aspx>

Introduced in 1949, the Electro-Motive 1500hp GP-7 combined the machinery of the F7 with a hood-type carbody that offered high visibility and easy engine access. The GP-7 was used in pulling every conceivable type of train and was sometimes substituted for part of a set of cab units. The GP-9 utilized a 1750hp engine and was visually similar to the GP-7.

NEW PAINT SCHEMES!


FEATURES:

- NCE Decoder (DCC models only)
- Blackened metal wheels
- Directional lighting
- AccuMate® couplers
- Powered low friction drive
- Dual brass flywheels
- Golden-white LEDs


NCE DECODER FEATURES:

- Silent Running™ motor drive
- Both short and long addresses can be programmed on main line (Ops mode)
- Torque Compensation for ultra smooth low speed performance
- Programmable start, mid and maximum speed CVs that work in all speed modes
- Four function outputs with lighting effects generators that allow you to select from 15 different lighting behaviors (ditch lights, Mars light, strobes, beacon, etc)


Road Name/Road Numbers	Standard Item #	DCC Item #
GP-7 PHASE 1 LOCOMOTIVE		
Undecorated w/o Dynamics	40 002 221	_____
NEW PAINT SCHEMES		
Amtrak 762	40 002 167	40 002 186
Boston & Maine 1561, 1565, 1570	40 002 168-40 002170	40 002 187-40 002 189
Peabody 415, 1001	40 002 171-40 002 172	40 002 190-40 002 191
Toledo, Peoria & Western 102, 103	40 002 173-40 002 174	40 002 192-40 002 193
GP-9 LOCOMOTIVE		
Undecorated w/o Dynamics	40 002 222	_____
Undecorated w/ Dynamics	40 002 223	_____
NEW PAINT SCHEMES		
Amtrak 763	40 002 175	40 002 194
Canadian Pacific 8647, 8652, 8691	40 002 176-40 002 178	40 002 195-40 002 197
Guilford "B&M Heritage" 77	40 002 179	40 002 198
Guilford "MEC Heritage" 52	40 002 180	40 002 199
New Hampshire Northcoast 1758, 1760	40 002 181-40 002 182	40 002 200-40 002 201
Santa Fe 707, 715, 721	40 002 183-40 002 185	40 002 202-40 002 204
MSRP:	\$114.95	\$149.95




Baltimore & Ohio*



Detroit & Lima Northern



Chicago, Milwaukee & St. Paul - DL Bush



US Military Railroad - Gen. Haupt



2nd QUARTER 2015 ARRIVAL

N MASTER 4-4-0 LOCOMOTIVE

www.atlasrr.com/NLoco/n440loco2.htm
 To Order Online: <http://shop.atlasrr.com/c-661-n151.aspx>

The 4-4-0 locomotive was a common sight on North American rails in the 1800s. Approximately 25,000 4-4-0s were produced, before being replaced by larger locomotives in the 1900s. Popularized in American culture and immortalized on movie and TV screens, these locomotives are widely known for their service in the Civil War and in the "Old West".

FEATURES:

- Colorful decoration based on paint schemes from the late 1800s and early 1900s
- Smooth-running motor
- Operating headlight
- Separately-applied bell and handrails
- Factory-equipped with AccuMate® couplers
- Flared or straight stack as per the prototype

*CSX Licensed Product

Road Name/Road Numbers	Item #
Undecorated	40 000 464
Painted/Unlettered	40 000 465
NEW PAINT SCHEMES	
Baltimore & Ohio* 25	40 002 119
Detroit & Lima Northern 7	40 002 120
Chicago, Milwaukee & St. Paul - DL Bush	40 002 121
US Military Railroad - Gen. Haupt	40 002 122
MSRP:	\$119.95





Rio Grande



Canadian National (DT&S)



Burlington Northern



Western Maryland*



Blue Circle Cement



Erie Lackawanna

1st QUARTER 2015 ARRIVAL



N TRAINMAN[®] 2-BAY CENTERFLOW HOPPER

www.atlastrainman.com/NFreight/tmn2bay.htm

To Order Online - <http://shop.atlasrr.com/c-743-n78.aspx>

The Atlas N Trainman 2 Bay Centerflow is based on a popular 1970s-1980s ACF[®] design used primarily for transporting cement and similar bulk commodities. These replaced the earlier practice of loading bagged cement into box cars.

FEATURES:

- AccuMate[®] couplers
- Accurate painting and printing



Road Name/Road Numbers

Undecorated

NEW ROAD NUMBERS


- Rio Grande 10110, 10045
- Canadian National (DT&S) 2600, 2615
- Burlington Northern 435705, 435650
- Western Maryland* 604969, 604991
- Blue Circle Cement 4, 13
- Erie Lackawanna 21354, 21379

Undecorated MSRP:

MSRP:

Item #

- 50 001 297
- 50 001 865-50 001 866
- 50 001 867-50 001 868
- 50 001 869-50 001 870
- 50 001 871-50 001 872
- 50 001 873-50 001 874
- 50 001 875-50 001 876
- \$12.95**
- \$16.95**



Ashley Drew & Northern



Railbox (small logo)



Bath & Hammondsport+



BNSF+



Clarendon & Pittsford



Norfolk Southern (NS late repaint)+



Norfolk Southern (SOU)+



US Army+



1st QUARTER 2015 ARRIVAL

N TRAINMAN® ACF® 50'6" BOX CAR

www.atlastrainman.com/NFreight/tmn506boxcar.htm

To Order Online: <http://shop.atlasrr.com/c-671-n208.aspx>

In 1974, ACF® built the first box car for Railbox, a subsidiary of the Trailer Train Company. They went on to produce 5,400 50' cars over the next six years, receiving large orders from Class I railroads, shortlines and box car leasing companies. These box cars have a 50' 6" interior length designed to fit slightly larger Plate C dimensions. This yielded a capacity of nearly 5,300 cubic feet. Most of the cars were built with non-cushioned underframes.

NEW PAINT SCHEMES & ROAD NUMBERS!

FEATURES:

- Prototypical non-terminating corrugated ends
- Diagonal paneled roof
- Single 10-foot YSD design sliding door (non-operating)
- Detailed cross-member attachment rivets on the side sills
- Weighted, detailed underframes
- True scale dimensions with accurate details
- Equipped with AccuMate® knuckle couplers

* paint scheme is accurate for 12-post cars not manufactured by ACF.

Road Name/Road Numbers	Item #
Undecorated	50 002 036
NEW ROAD NUMBERS	
Ashley Drew & Northern 8022, 8036	50 001 532-50 001 533
Railbox (small logo) 30220, 30293	50 001 534-50 001 535
NEW PAINT SCHEMES	
Bath & Hammondsport+ 25108, 25221	50 001 536-50 001 537
BNSF+ 725693, 725713	50 001 538-50 001 539
Clarendon & Pittsford 3131, 3153	50 001 540-50 001 541
Norfolk Southern (NS late repaint)+ 402009, 402011	50 001 542-50 001 543
Norfolk Southern (SOU)+ 523025, 523069	50 001 544-50 001 545
US Army+ 29419, 29424	50 001 546-50 001 547
Undecorated MSRP:	\$13.95
MSRP:	\$17.95



ACFX



Engelhard



Georgia Kaolin



J.M. Huber



Mississippi Lime



Omya



United Clays

2nd QUARTER 2015 ARRIVAL



N MASTER KAOLIN TANK CAR

www.atlasrr.com/NFreight/nkaolin4.htm

To Order Online: <http://shop.atlasrr.com/c-687-n34.aspx>

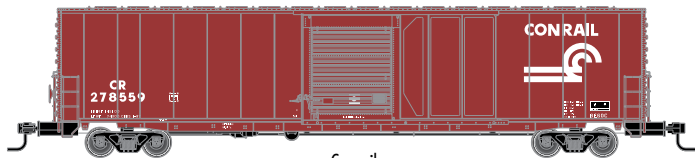
Primarily used to haul kaolin clay slurry for use in the papermaking process, along with many other liquids, the 14,000 gallon non-pressure tank car first built by ACF® in the 1970s adds a modern flavor to any layout. This common tank car can be seen all over the country and is in service today.

NEW PAINT SCHEMES & ROAD NUMBERS!

FEATURES:

- 100-ton roller-bearing trucks
- Separate safety bars
- Accurate painting and lettering
- AccuMate® couplers

Road Name/Road Numbers	Item #
Undecorated	50 001 948
NEW ROAD NUMBERS	
ACFX 72060, 72072, 72089	50 001 949-50 001 951
Engelhard 71971, 71990, 71999	50 001 952-50 001 954
Georgia Kaolin 75787, 75791, 75796	50 001 955-50 001 957
J.M. Huber 75880, 75884, 75895	50 001 958-50 001 960
NEW PAINT SCHEMES	
Mississippi Lime 76682, 76684, 76696	50 001 961-50 001 963
NEW ROAD NUMBERS	
Omya 206030, 206039, 206043	50 001 964-50 001 966
NEW PAINT SCHEMES	
United Clays 75681	50 001 967
Undecorated MSRP:	\$22.95
MSRP:	\$27.95



Conrail



Cotton Belt



Norfolk & Western



Western Maryland*



Canadian National



Canadian Pacific (CPAA)



Chesapeake & Ohio*



Detroit, Toledo & Ironton



2nd QUARTER 2015 ARRIVAL

N MASTER 60' ACF® AUTO PARTS CAR

www.atlasrr.com/NFreight/nauto5.htm

To Order Online: <http://shop.atlasrr.com/c-679-n27.aspx>

Built by American Car & Foundry in the late 1960s and early 1970s, the 60' Auto Parts Box Cars serviced assembly plants and component suppliers across the nation. The cars were equipped with either single or double doors, offering easy access to the freight inside, serving the auto industry well with their versatility. Many of these cars can still be found in service today throughout North America.

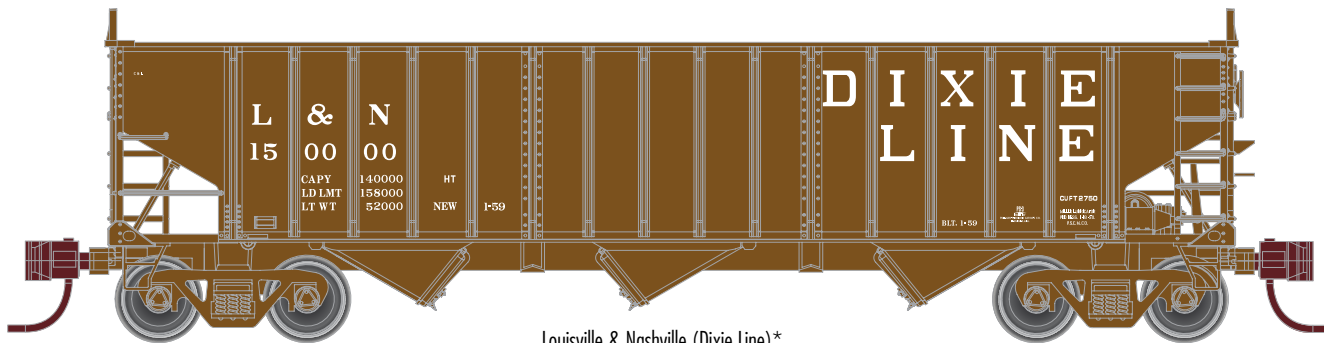
FEATURES:

- 70-ton roller-bearing trucks
- Deluxe-style positionable door
- Prototypical painting and lettering
- Die-cast underframe with realistic details and separate end ladders
- AccuMate® operating knuckle couplers
- Roof overspray

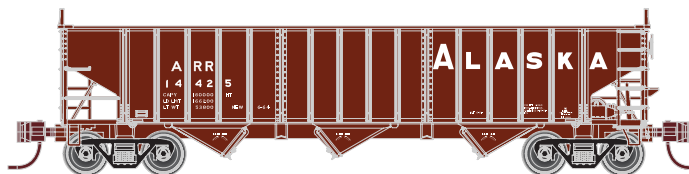
*CSX Licensed Product (Previous run models shown)

NEW PAINT SCHEMES & ROAD NUMBERS!

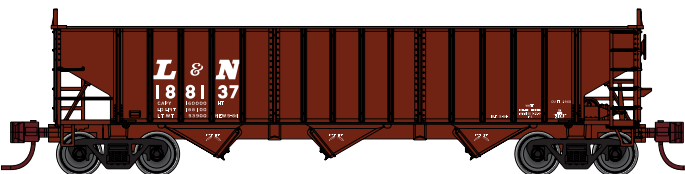
Road Name/Road Numbers	Item #
SINGLE DOOR AUTO PARTS BOX CAR	
Undecorated - Single Door	50 001 984
NEW PAINT SCHEME	
Conrail 278443, 278559	50 001 985-50 001 986
NEW ROAD NUMBERS	
Cotton Belt 63310, 63400	50 001 987-50 001 988
Norfolk & Western 600906, 600918	50 001 989-50 001 990
Western Maryland* 495975, 495979	50 001 991-50 001 992
DOUBLE DOOR AUTO PARTS BOX CAR	
Undecorated - Double Door	50 001 993
NEW PAINT SCHEME	
Canadian National 598809, 598536	50 001 994-50 001 995
NEW ROAD NUMBERS	
Canadian Pacific (CPAA) 205080, 205091	50 001 996-50 001 997
Chesapeake & Ohio* 488704, 488734	50 001 998-50 001 999
Detroit, Toledo & Ironton 25804, 25810	50 002 000-50 002 001
Undecorated MSRP:	\$14.95
MSRP:	\$19.95



Louisville & Nashville (Dixie Line)*



Alaska Railroad



Louisville & Nashville (Italic)*



Seaboard System*

2nd QUARTER 2015 ARRIVAL



N MASTER PS 2750/2960 TRIPLE HOPPER

www.atlasrr.com/NFreight/nps2750a.htm

To Order Online: <http://shop.atlasrr.com/c-1330-n161.aspx>

In the 1950s Pullman-Standard began offering new standard designs for their coal hoppers. One of these was the 70-ton three bay coal hopper with a rated volume of 2,750 cubic feet. The carbody had sixteen side posts and was available with and without heap shields. Later an 80-ton version was offered using the same length frame but having a taller body with a rated volume of 2,960 cubic feet. The cars were built from 1954-1960 (2750 cf) and 1964-1971 (2960 cf).

FEATURES:

- Fifteen Panels
- Sixteen Side Posts
- Die-cast hopper and center sill construction
- Late 20th century prototype (New cars were built from 1954-1971)
- Optional heap shields
- Pullman-Standard Design
- Over 16,000 cars built

*CSX Licensed Product


Road Name/Road Numbers	Item #
Undecorated - PS 2750 Triple Hopper	50 001 657
Undecorated - PS 2960 Triple Hopper	50 001 658
PS 2750 TRIPLE HOPPER - NEW PAINT SCHEMES	
Louisville & Nashville (Dixie Line)* 150000, 150212, 150534, 150956	50 001 968-50 001 971
PS 2960 TRIPLE HOPPER - NEW MODEL	
Alaska Railroad 14400, 14420, 14425, 14449	50 001 972-50 001 975
Louisville & Nashville (Italic)* 188113, 188137, 188311, 188338	50 001 976-50 001 979
Seaboard System* 323079, 323123, 323319, 323354	50 001 980-50 000 983

Undecorated MSRP: \$18.95
MSRP: \$22.95






Atlanta & St. Andrews Bay



BNSF




British Columbia



Cheslie System "Safety #6"*



Cheslie System "Handle with Care" *



Chicago & Illinois Midland



CSX "Chicago Terminal"*



CSX "Safety Caboose 20th Anniversary"*- Side A



CSX "Safety Caboose 20th Anniversary"*- Side B



Family Lines (SCL)*



New England Central



2nd QUARTER 2015 ARRIVAL

N MASTER EXTENDED VISION CABOOSE

www.atlasrr.com/NFreight/nevcaboose5.htm
To Order Online: <http://shop.atlasrr.com/c-752-n84.aspx>

Based on prototypes that were built during the 1960s, these cabooses were popular on railroads from coast-to-coast.




FEATURES:

- Thin endrails
- Window glazing
- Separate brake cylinder
- Open smoke stack
- Triple valve and air reservoir
- Roller-bearing caboose trucks
- Roofwalk where appropriate
- Accurate painting and lettering

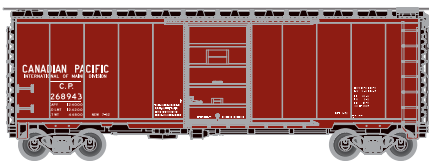
*CSX Licensed Product

Road Name/Road Numbers	Item #
Undecorated-EV (w/o roofwalk)	50 002 033
Undecorated-EV (w/roofwalk)	50 002 034
NEW PAINT SCHEMES	
Atlanta & St. Andrews Bay 10	50 002 018
BNSF 10026	50 002 019
British Columbia 1879, 1880	50 002 020-50 002 021
Cheslie System "Safety #6" * 903285	50 002 022
Cheslie System "Handle with Care" * 903103, 903118	50 002 023-50 002 024
Chicago & Illinois Midland 273, 276	50 002 025-50 002 026
CSX "Chicago Terminal" * 900433	50 002 027
CSX "Safety Caboose 20th Anniversary" * 903180	50 002 028
Family Lines (SCL) * 05743, 05756	50 002 029-50 002 030
New England Central 4044	50 002 031

Undecorated MSRP: \$15.95
MSRP: \$28.95



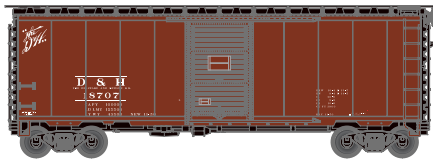
Akron, Canton & Youngstown



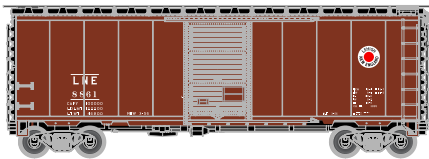
Canadian Pacific



Chicago & North Western



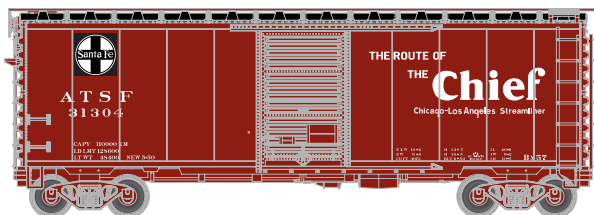
Delaware & Hudson



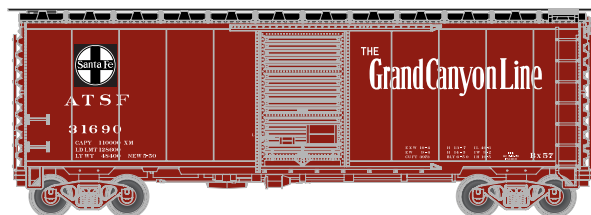
Lehigh & New England



Louisville & Nashville



Santa Fe - Chief



Santa Fe - Grand Canyon

2nd QUARTER 2015 ARRIVAL



N MASTER 40' PS-1 BOX CAR with 6' DOORS

www.atlasrr.com/NFreight/n40boxcar2.htm
 To Order Online: <http://shop.atlasrr.com/c-683-n300.aspx>

The 40' Boxcar is widely known as one of the most popular freight cars used by railroads as they transitioned from steam to diesel. In particular the Pullman Standard or PS-1 design was one of the most popular and was widely used by North American railroads. These boxcars were built beginning in 1947 and share the same basic design, with certain elements such as door size, door style or roof type varying among the different railroads and production years. When production of these cars ceased in 1963, over 100,000 had been produced.

NEW BODY STYLE!

FEATURES:

- Body mounted Accumate couplers
- Barber S-2A 50-ton trucks with metal wheels
- Separately applied ladders
- Etched metal roof walk
- 12 stiffener roof
- Ajax and Miner brake wheels
- This run features 6' doors

*CSX Licensed Product

Road Name/Road Numbers	Item #
NEW BODY STYLE	
Undecorated - 6' Door / 12 Stiffener Roof	50 001 931
Akron, Canton & Youngstown 842, 704	50 001 932-50 001 933
Canadian Pacific 268804, 268943	50 001 934-50 001 935
Chicago & North Western 6825, 7543	50 001 936-50 001 937
Delaware & Hudson 18707, 18494	50 001 938-50 001 939
Lehigh & New England 8861, 9049	50 001 940-50 001 941
Louisville & Nashville* 18052, 18301	50 001 942-50 001 943
Santa Fe - Chief 31255, 31304	50 001 944-50 001 945
Santa Fe - Grand Canyon 31626, 31690	50 001 946-50 001 947

Undecorated MSRP: \$21.95
MSRP: \$27.95



ACFX



Norchem



Gardinier, Inc.



Niagara of Wisconsin



Norfolk Southern



Southern



2nd QUARTER 2015 ARRIVAL

N TRAINMAN® 3560 COVERED HOPPER

www.atlastrainman.com/NFreight/tmn3560.htm

To Order Online: <http://shop.atlasrr.com/c-673-n212.aspx>

The three-compartment ACF® 3560 Center Flow Covered Hopper was designed for the transport of high-density dry bulk ladings of 50 – 60 pounds per cubic foot. Examples of these commodities include salt, fertilizer, starch, bauxite, and clay. The 100-ton car was designed to fit into the smallest modern plate diagram dimensions, Plate B.

NEW PAINT SCHEMES & ROAD NUMBERS!

FEATURES:

- V-frame ends
- Side sheet weld seams
- Roping staples
- Five roof hatches
- Body mounted brake gear
- True scale dimensions with accurate details
- Weighted, detailed underframes
- Equipped with AccuMate® knuckle couplers

≠ paint scheme is accurate for similar ACF 4036 3-Bay Covered Hopper Car

Road Name/Road Numbers	Item #
Undecorated	50 001 882
NEW ROAD NUMBERS	
ACFX 64153, 64181	50 001 883-50 001 884
Norchem 64274, 64295	50 001 885-50 001 886
NEW PAINT SCHEMES	
Gardinier, Inc. 62919, 62933	50 001 887-50 001 888
Niagara of Wisconsin 63403, 63415	50 001 889-50 001 890
Norfolk Southern≠ 244238, 244318	50 001 891-50 001 892
Southern≠ 98622, 98891	50 001 893-50 001 894
Undecorated MSRP:	\$13.95
MSRP:	\$17.95



Dow Chemical



Cargill



Occidental Chemical



Nalco Chemical



Exxon Chemicals



Velsicol Chemical Company

2nd QUARTER 2015 ARRIVAL



N TRAINMAN® BEER CAN SHORTY TANK CAR

www.atlastrainman.com/NFreight/tmnbeercan.htm

To Order Online: <http://shop.atlasrr.com/c-628-n12.aspx>

The term "beer can tank car" came from the vague appearance of short wheelbase stub-sill tank cars. The Atlas model depicts a non-insulated circa 10,000 gallon tank car used for a wide variety of products ranging from chemicals to food products.

FEATURES:

- Ladder detail
- Dome detail
- Accurate painting and printing
- Ready-to-run
- AccuMate® couplers



Road Name/Road Numbers

Undecorated

NEW PAINT SCHEMES

Dow Chemical 9530, 9525

Cargill 91380, 91389

Occidental Chemical 42000, 42004

Nalco Chemical 55183, 55180

Exxon Chemicals 102031, 102038

Velsicol Chemical Company 10002, 10006

Item #

50 002 038

50 001 853-50 001 854

50 001 855-50 001 856

50 001 857-50 001 858

50 001 859-50 001 860

50 001 861-50 001 862

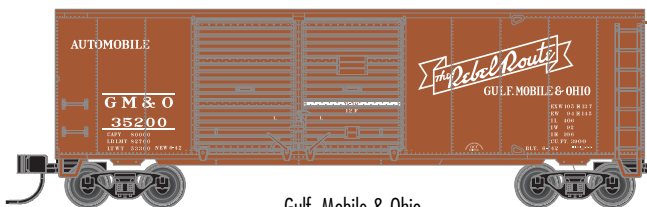
50 001 863-50 001 864

Undecorated MSRP:

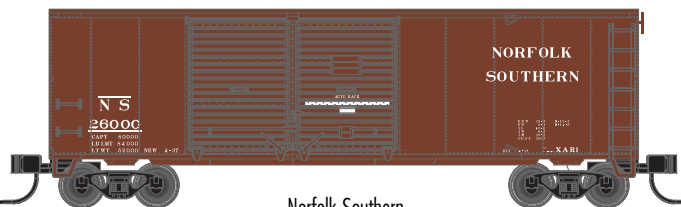
\$13.95

MSRP:

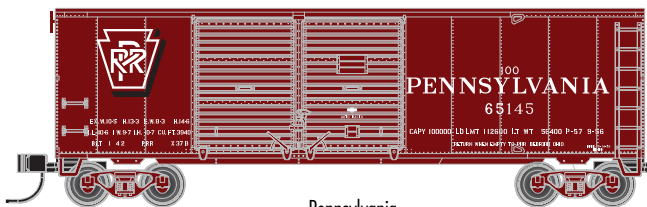
\$18.95



Gulf, Mobile & Ohio



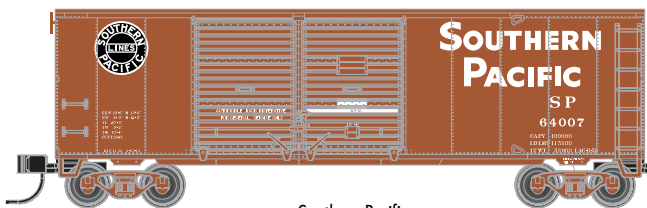
Norfolk Southern




Pennsylvania



Santa Fe



Southern Pacific



Union Pacific



2nd QUARTER 2015 ARRIVAL

N TRAINMAN® 40' DOUBLE DOOR BOX CAR

www.atlastrainman.com/NFreight/tmn4ddboxcar.htm
 To Order Online: <http://shop.atlasrr.com/c-652-n141.aspx>

The Atlas 40' Double Door Box Car was created to represent the generic 40' foot double door design that was inspired by the 1937 AAR box car. In addition to a number of railroads constructing their own versions, car manufacturers such as American Car & Foundry, Pullman Standard and Magor Car also contributed to the design. The 40' Double Door box car was primarily designed to haul automobiles and were often specially equipped with loading racks to pack as many vehicles as possible within the space allowed.

FEATURES:

- Newly tooled sides and ends
- Youngstown doors
- Improved Dreadnaught ends
- Crisp detailing
- Accurate painting and printing
- AccuMate® couplers



Road Name/Road Numbers	Item #
Undecorated	50 002 035
NEW PAINT SCHEMES	
Gulf, Mobile & Ohio 35201, 35249	50 001 919-50 001 920
Norfolk Southern 26000, 26004	50 001 921-50 001 922
Pennsylvania 64959, 64145	50 001 923-50 001 924
Santa Fe 6348, 6383	50 001 925-50 001 926
Southern Pacific 64007, 64040	50 001 927-50 001 928
Union Pacific 474000, 474007	50 001 929-50 001 930
Undecorated MSRP:	\$14.95
MSRP:	\$19.95

ATLAS TRACK

N TRACK & ACCESSORIES LISTING

• PRICING EFFECTIVE 2/2/2015. PRICES SUBJECT TO CHANGE WITHOUT NOTICE •

ITEM#	DESCRIPTION	MSRP/ UNIT
HO & N GAUGE LAYOUT BOOKS		
0104	Atlas All Scales Track Catalog	\$3.00
0004	Atlas Fantastic Layouts Booklet	\$1.95
0006	Intro to N Scale Model Railroading	\$7.95
0007	Nine N Scale Railroads	\$8.95
0009	Beginners Guide to HO Model Railroading	\$7.95
0011	HO Layouts for Every Space	\$8.95
0012	The Complete Atlas Wiring Book	\$8.95
0013	Seven Step by Step HO Railroads	\$8.95
0014	HO King Size Plan Book	\$13.95
0015	Blueprints for Ten HO True Track Layouts	\$4.95
0360	N Scale Track Planning Templates	\$4.50
0361	HO Scale Track Planning Templates	\$5.95
70 000 018	Railborne Trash and Waste Containers of NJ	\$19.95
HO & N SCALE ELECTRICAL COMPONENTS & ACCESSORIES		
0056	Switch Control Box	\$5.95
0057	Deluxe Switch Control Box	\$14.95
0200	Snap Relay	\$15.95
0201	#3 Spade Connectors (24 pcs.)	\$6.95
0205	Connector	\$11.95
0210	Twin	\$11.95
0215	Selector	\$11.95
0220	Controller	\$12.95
0312	5 Conductor Ribbon Wire (50 ft.)	\$29.95
0313	Atlas Universal Power Pack	\$56.95
0315	Black Wire (Stranded; #20 AWG;50' Spool)	\$10.95
0316	Red Wire (Stranded; #20 AWG;50' Spool)	\$10.95
0317	Green Wire (Stranded; #20 AWG;50' Spool)	\$10.95
0318	Yellow Wire (Stranded; #20 AWG;50' Spool)	\$10.95
0319	Lt. Blue Wire (Stranded; #20 AWG;50' Spool)	\$10.95
HO & N SCALE TRACK ACCESSORIES & LUBRICANTS		
0190	Atlas Gear Lubricant (1/2 oz.)	\$12.95
0191	Atlas Heavy-Duty Motor Bearing Lubricant (1 oz.)	\$15.95
0192	Atlas Conducta Lube Cleaner (1 oz.)	\$15.95
0193	Loco & Track Maintenance 3-Pack (Contains one each of 190, 191, 192)	\$42.95
0194	Track Cleaning Fluid (1 oz.)	\$11.95
0400	Super Saw	\$5.25
2540	Track Nails (2 oz. unit pack)	\$5.95
N GAUGE CODE 80 TRACK - BLACK TIES, NICKEL SILVER RAIL		
2500	Super-Flex® Track	\$4.95
2501	5" Straight Snap-Track® (6 pcs.)	\$4.75
2509	Straight Snap-Track® Assortment	\$5.95
2510	9¾" Radius Snap-Track® (6 pcs.)	\$4.75
2511	1/2 - 9¾" Radius Snap-Track® (6 pcs.)	\$3.95
2513	5" Straight Snap-Track® - Bulk - 1 pc.	\$0.65
2514	9¾" Radius Snap-Track® - Bulk - 1 pc.	\$0.65
2515	11" Radius Snap-Track® - Bulk - 1 pc.	\$0.65
2516	19" Radius Snap-Track® - Bulk - 1 pc.	\$0.65

ITEM#	DESCRIPTION	MSRP/ UNIT
N GAUGE CODE 80 TRACK - BLACK TIES, NICKEL SILVER RAIL		
2517	Rerailer - Bulk - 1 pc.	\$1.10
2520	11" Radius Snap-Track® (6 pcs.)	\$4.75
2521	1/2 - 11" Radius Snap-Track® (6 pcs.)	\$3.95
2526	19" Radius Snap-Track® (6 pcs.)	\$4.75
2532	Rerailer (3 pcs.)	\$3.95
2535	Rail Joiners - Nickel Silver (48 pcs./blister)	\$3.95
2536	Bumpers	\$3.95
2538	Plastic (Insulating) Rail Joiners (24 pcs./blister)	\$2.25
2539	Terminal Joiners (1 pr./blister)	\$4.75
2564	15° Crossing	\$11.50
2565	20° Crossing	\$11.50
2566	30° Crossing	\$11.50
2567	45° Crossing	\$11.50
2568	60° Crossing	\$11.50
2569	90° Crossing	\$11.50
M2700	Remote Standard Switch - Left	\$26.95
2701	Remote Standard Switch - Right	\$26.95
2702	Manual Standard Switch - Left	\$18.95
2703	Manual Standard Switch - Right	\$18.95
2704	#6 Remote Switch - Left	\$26.95
2705	#6 Remote Switch - Right	\$26.95
2706	#6 Manual Switch - Left	\$18.95
2707	#6 Manual Switch - Right	\$18.95
2708	Standard Wye Remote Switch	\$26.95
2709	Standard Wye Manual Switch	\$18.95
2715	Remote Switch Machine - Left	\$13.95
2716	Remote Standard Switch - Right	\$13.95
2750	Custom N Line Standard Switch - Left	\$16.95
2751	Custom N Line Standard Switch - Right	\$16.95
2752	#6 Custom N Line Switch - Left	\$16.95
2753	#6 Custom N Line Switch - Right	\$16.95
2754	Custom N Line Standard Wye Switch	\$16.95
2588	Scenic Ridge Track Pack	\$104.95
N GAUGE CODE 80 TRACK LAYOUT PACKAGES		
• Layout packages include all necessary track, switches and electrical components. Power pack is NOT included.		
K11001	N-1 - Minimum Size Loop w/ Passing Track	\$97.00
K11002	N-2 - Loop w/ Passing Track and Sidings	\$166.00
K11003	N-3 - Double Track Loop	\$220.00
K11004	N-4 - Double Track Loop w/ Switchback Siding	\$230.00
K11005	N-5 - "Up and Over" Figure 8	\$175.00
K11006	N-6 - Expanded Double Track Loop	\$357.00
K11007	N-7 - Twice Around via "Up and Over"	\$322.00
K11008	N-8 - Twice Around via Turnouts	\$443.00
K11009	N-9 - Multiple Track Arrangement	\$481.00
K11010	N-10 - Clockwise and Vice Versa	\$322.00
K11011	N-11 - Unhinged and Horizontal	\$571.00
K11012	N-12 - Mineral Range Route	\$697.00

ATLAS TRACK

N TRACK & ACCESSORIES LISTING

• PRICING EFFECTIVE 2/2/2015. PRICES SUBJECT TO CHANGE WITHOUT NOTICE •

ITEM#	DESCRIPTION	MSRP/ UNIT
N GAUGE CODE 80 TRACK LAYOUT PACKAGES		
K11013	N-13 - Badger, Blockade & Buffalo	\$853.00
K11014	N-14 - Monopoly and Octopus	\$629.00
K11015	N-15 - Broad Horizons Railroad	\$766.00
K11016	N-16 - Atlantic Longhaul Lines	\$709.00
K11017	N-17 - Scenic and Relaxed	\$542.00
K11018	N-18 - Gulf Summit Lines...Susquehanna Valley Railway	\$1032.00
N GAUGE CODE 55 TRACK - BROWN TIES, NICKEL SILVER RAIL		
2000	Code 55 Super-Flex® Track	\$5.95
2001	6" Rerailer (3 pcs.)	\$6.75
2002	6" Straight (6 pcs.)	\$7.95
2003	4.25" Straight (6 pcs.)	\$6.95
2004	3" Straight (6 pcs.)	\$5.95
2005	2" Straight (6 pcs.)	\$5.95
2006	1.25" Straight (6 pcs.)	\$4.95
2007	1" Straight (6 pcs.)	\$4.95
2008	.75" Straight (6 pcs.)	\$4.95
2010	10" Radius Full Curve (6 pcs.)	\$7.95
2011	10" Radius Half Curve (6 pcs.)	\$5.95
2012	11.25" Radius Full Section (6 pcs.)	\$7.95
2013	11.25" Radius Half Section (6 pcs.)	\$5.95
2014	12.5" Radius Full Section (6 pcs.)	\$7.95
2015	12.5" Radius Half Section (6 pcs.)	\$5.95
2016	13.75" Radius Full Curve (6 pcs.)	\$7.95
2017	13.75" Radius Half Curve (6 pcs.)	\$5.95
2018	15" Radius Full Curve (6 pcs.)	\$7.95
2019	15" Radius Half Curve (6 pcs.)	\$5.95
2020	16.25" Radius Full Curve (6 pcs.)	\$7.95
2021	16.25" Radius Half Curve (6 pcs.)	\$5.95
2022	17.5" Radius Full Curve (6 pcs.)	\$8.50
2023	17.5" Radius Half Curve (6 pcs.)	\$5.95
2024	18.75" Radius Full Curve (6 pcs.)	\$8.50
2025	18.75" Radius Half Curve (6 pcs.)	\$5.95
2026	20" Radius Full Curve (6 pcs.)	\$8.50
2027	20" Radius Half Curve (6 pcs.)	\$6.50
2028	21.25" Radius Full Curve (6 pcs.)	\$8.50
2029	21.25" Radius Half Curve (6 pcs.)	\$6.50
2030	30.609" Radius Section (6 pcs.)	\$7.95
2031	71" Radius Curve (6 pcs.)	\$10.50
2040	11.25° Crossing	\$12.95
2041	22.5° Crossing	\$12.95
2042	30° Crossing	\$12.95
2043	45° Crossing	\$12.95
2044	60° Crossing	\$12.95
2045	90° Crossing	\$12.95
2050	#5 Turnout Left	\$18.95
2051	#5 Turnout Right	\$18.95
2052	#7 Turnout Left	\$18.95
2053	#7 Turnout Right	\$18.95

ITEM#	DESCRIPTION	MSRP/ UNIT
N GAUGE CODE 55 TRACK - BROWN TIES, NICKEL SILVER RAIL		
2054	#10 Turnout Left	\$22.95
2055	#10 Turnout Right	\$22.95
2056	#2.5 Wye Turnout	\$20.95
2057	#3.5 Wye Turnout	\$20.95
2058	Curved Turnout - Left - 21.25" Radius (Outside)/15" Radius (Inside)	\$22.95
2059	Curved Turnout - Right - 21.25" Radius (Outside)/15" Radius (Inside)	\$22.95
2065	Under Table Switch Machine	\$23.95
2090	Metal Rail Joiner (24 pcs./blister)	\$4.50
2091	Insulated Rail Joiner (12 pcs./blister)	\$2.50
2092	Terminal Joiners (1 pr./blister)	\$4.50
N GAUGE CODE 55 TRACK LAYOUT PACKAGES		
• Layout packages include all necessary track, switches and electrical components. Power pack is NOT included.		
K11019-55	N-501 - Brewster & Millstone	\$394.00
K11020-55	N-502 - Needham Junction	\$434.00
K11021-55	N-503 - Narragansett Bay	\$195.00
K11022-55	N-504 - Plattsburg Pretzel	\$85.00
K11023-55	N-505 - Nauset Valley Railway	\$294.00
N GAUGE CODE 65 TRUE-TRACK® WITH PLASTIC ROADBED		
2150	Figure 8 True-Track® Add-On Pack	\$37.95
2401	6" Straight (6 pcs.)	\$14.25
2402	6" Rerailer (2 pcs.)	\$10.25
2403	10" Straight (4 pcs.)	\$19.25
2404	2" Straight (6 pcs.)	\$11.25
2405	1" Straight (4 pcs.)	\$8.75
2406	6" Terminal Track w/ Equipment Shed (2 pcs.)	\$19.95
2410	11" Radius Curve (8 pcs.)	\$16.95
2411	½ 11" Radius Curve (8 pcs.)	\$11.95
2412	12.5" Radius Curve (8 pcs.)	\$16.95
2413	½ 12" Radius Curve (8 pcs.)	\$11.95
2414	14" Radius Curve (8 pcs.)	\$17.95
2416	15.5" Radius Curve (8 pcs.)	\$17.95
2420	90° Crossing (1 pc.) - Four 2" Straights included	\$17.95
2425	2" Straight w/ bumper (yellow) (2 pcs.)	\$6.95
2426	2" Straight w/ bumper (brown) (2 pcs.)	\$6.95
2430	12.5" Turnout (Left)	\$25.95
2431	12.5" Turnout (Right)	\$25.95
2490	Rail Joiners (24 pcs./blister)	\$3.95
2491	Terminal Rail Joiners (1 pr./blister)	\$3.95
2492	Insulated Rail Joiners (12 pcs./blister)	\$2.25
N GAUGE CODE 65 TRACK LAYOUT PACKAGES		
• Layout packages include all necessary track, switches and electrical components. Power pack is NOT included.		
NTT-1	Hoboken Beltway	\$133.00
NTT-2	Lewiston Loop	\$226.00
NTT-3	Buzzard's Bay Belt Line	\$273.00
NTT-4	Torrington Transfer	\$514.00
NTT-5	Florence Runaround	\$366.00
NTT-6	Port Reading Terminal	\$458.00

ATLAS TRACK

N TRACK & ACCESSORIES LISTING

• PRICING EFFECTIVE 2/2/2015. PRICES SUBJECT TO CHANGE WITHOUT NOTICE •

ITEM#	DESCRIPTION	MSRP/ UNIT
N GAUGE CODE 65 TRACK LAYOUT PACKAGES		
NTT-7	Watchung Hills Railway	\$387.00
NTT-8	Southside Valley Line	\$342.00
NTT-9	East Shore & Northern	\$536.00
NTT-10	Hillside Industrial	\$408.00
N SCALE CODE 80 & CODE 55 BRIDGES & ACCESSORIES		
2070	Through Truss Bridge Kit Code 55 (Black)	\$23.95
2071	Through Truss Bridge Kit Code 55 (Silver)	\$23.95
2541	Pier Set (25 pcs.)	\$14.25
2542	Pier Girder (4 pcs.)	\$4.95
2543	Bridge Pier (3 pcs.)	\$4.95
2546	Warren Truss Bridge	\$7.95
2547	Deck Truss Bridge	\$7.95
2548	Plate Girder Bridge	\$7.95
2570	Through Truss Bridge Kit Code 80 (Black)	\$23.95
2571	Through Truss Bridge Kit Code 80 (Silver)	\$23.95
N SCALE CODE 80 DECORATED PLATE GIRDER BRIDGES		
2549	Delaware & Hudson	\$15.50
2550	Erie	\$15.50
2551	New York Central* (*CSX licensed product)	\$15.50
2552	Rio Grande	\$15.50
2553	Santa Fe	\$15.50
2554	Union Pacific	\$15.50
2555	Great Northern	\$15.50
2556	Lackawanna	\$15.50
2557	New Haven	\$15.50
2558	Nickel Plate Road	\$15.50
2559	Pennsylvania	\$15.50
2560	Southern Pacific	\$15.50
N SCALE CODE 55 THROUGH PLATE GIRDER BRIDGES		
2080	Single Track Kit	\$17.95
2081	Double Track Kit	\$26.95
2082	Add-On Kit	\$17.95
N SCALE TRACKSIDE STRUCTURES & ACCESSORIES		
2790	Turntable	\$32.95
2791	Turntable Motor Drive	\$28.95
2801	Telephone Poles (12 pcs.)	\$3.95
2826	Viaduct Kit	\$8.50
2840	Signal Tower	\$28.95
2841	Passenger Station Kit	\$38.95
2842	Station Platform Kit	\$20.95
2843	Roundhouse Kit - 3 Stall	\$42.95
2844	Kate's Colonial Home Kit	\$28.95
2846	Barb's Bungalow Kit	\$28.95
2848	Maywood Station Kit (Tan/Brown)	\$29.95
2850	Hairpin Style Fence	\$5.95
2851	Kim's Classic Home Kit	\$28.95
2860	Barb's Bungalow Micro-Plywood Garage Kit (2 kits per pack)	\$44.95
2870	Middlesex Manufacturing Co. Kit	\$37.95

ITEM#	DESCRIPTION	MSRP/ UNIT
N SCALE TRACKSIDE STRUCTURES & ACCESSORIES		
2880	Kate's Colonial Micro-Plywood Garage Kit (2 kits per pack)	\$44.95
N SCALE LASER DESIGN STRUCTURE KITS		
4001014	N Section House Kit	\$13.95
4001015	N Freight Station Kit	\$27.95
4001016	N Self Storage Unit Kit (2 buildings per kit)	\$32.95
N SCALE WHEELS		
22020	33" Blackened Metal Wheels (12 axles)	\$11.95
22036	36" Blackened Metal Wheels (12 axles)	\$12.50
9022133	33" Metal Wheels for MT Trucks (12 axles)	\$10.95
9022134	33" Plastic Low-Profile Wheels for MT Trucks (24 axles)	\$9.95
9022135	33" Plastic Low-Profile Wheels for MT Trucks (48 axles)	\$17.95
9022136	33" Plastic Low-Profile Wheels for MT Trucks (100 axles)	\$28.95
N SCALE FREIGHT CAR TRUCKS (W/ RAPIDO COUPLERS)		
22050	Friction-Bearing Trucks (1 pr.)	\$4.95
22055	Roller-Bearing Trucks (1 pr.)	\$4.95
22070	100-Ton Roller-Bearing Trucks (1 pr.)	\$4.95
N SCALE CABOOSE TRUCKS (W/O COUPLERS)		
22060	Roller-Bearing Caboose Trucks (1 pr.)	\$4.95
22061	Friction-Bearing Caboose Trucks (1 pr.)	\$4.95
N SCALE FREIGHT CAR TRUCKS (W/ ACCUMATE® COUPLERS)		
22051	Friction-Bearing 50 Ton Friction Bearing Trucks (1 pr.)	\$5.95
22056	70-Ton Roller Bearing Trucks (1 pr.)	\$5.95
22071	100-Ton Roller-Bearing Trucks (1 pr.)	\$5.95
22076	40-Ton Friction-Bearing Trucks (1 pr.)	\$5.95
22081	70-Ton Roller-Bearing Trucks w/ extended couplers (1 pr.)	\$5.95
N SCALE TRACK CLEANING CARS		
32552	Cleaning Head Replacement Set	\$22.50
32553	Cleaning Disk Replacement Set	\$11.25
N SCALE SIGNAL SYSTEM		
0230	7' Signal Cable	\$5.50
0231	15' Signal Cable	\$10.25
0232	25' Signal Cable	\$15.25
0233	Analog Block Detector	\$18.75
2234	N Signal Control Board	\$27.50
2235	N Type "G" Single Target - A	\$41.75
M2236	N Type "G" Single Target (w/ PCB) - B	\$68.95
2237	N Type "G" Single Target (4 pack) - C	\$137.50
M2238	N Type "G" Double Target - A	\$54.95
2239	N Type "G" Bi-Directional Single Targets - A	\$54.95
60 000 036	N Signal Equipment Shed - 2 pack	\$7.75
N SCALE HANDCRAFTED LIGHTING SYSTEM		
60 000 062	N Clock Light	\$30.95
60 000 063	N Park Light ver. 1	\$29.95
60 000 064	N Ball Light	\$29.95
60 000 065	N Park Light ver. 2	\$29.95
60 000 066	N Street Light	\$29.95
60 000 067	N Highway Light ver. 1	\$30.95
60 000 069	N Curved Light ver. 1	\$29.95
60 000 070	N Curved Light ver. 2	\$29.95

GOLDEN SPIKE CLUB



BECOME AN EXCLUSIVE MEMBER!



BECOME A MEMBER OF ATLAS' GOLDEN SPIKE CLUB! DON'T DELAY – JOIN TODAY – MEMBERSHIPS FOR 2015 ARE BEING ACCEPTED NOW!

Sign-up online or download your application today at: www.atlasrr.com/club.htm or www.atlaso.com/club.htm
 For more information on membership, or to join, please contact Patricia Kimble, Golden Spike Club Coordinator at 908-687-0880 ext. 7122, or via email pkimble@atlasrr.com

THE BENEFITS

Club benefits for all members in all levels include:

- **Laminated membership card:** with member's name and number: The membership card features artwork that changes from year to year, highlighting the annual club car on its front.
- **Club lapel pin (New members only):** Wear it and let your friends know that you're a member of the Atlas Golden Spike Club with this pin, handsomely crafted and sporting the colorful logo.
- **Opportunity to Purchase "Members Only" Annual Club Car:** As a club member you will have the option to purchase exclusive members only annual club car(s).
- **Discounted Pricing on Club Offers:** As a club member, you will have the opportunity to purchase premium Atlas products at special Golden Spike Club pricing.
- **FREE mailing of Atlas Catalogs:** As part of your membership, you will receive new catalogs, mailed directly to you, before they're available at hobby shops and tradeshows. Each catalog includes the latest and greatest Atlas products available for pre-order and a listing of what will be showing up at your local hobby store.
- **Club newsletter:** Get the inside scoop on the latest club offerings and the stories behind them, as well as other special offers and more in this exclusive full color publication, mailed twice annually.
- **Special dedicated club section on the Atlas website:** See up to date pictures of the latest club offerings, download applications and order forms, get special offers and more! Check it out by visiting www.atlasrr.com and www.atlaso.com.
- **FREE Ground Shipping:** for any regular on-line orders shipped within the continental US.

THE MEMBERSHIP LEVELS

Primary Level: \$30 - Includes the following benefits: *Annual Membership Card, Club Pin (new members only), Exclusive Members-only offers, Mailed Catalogs and Semi-annual Newsletters*

Deluxe Level: O Scale: \$69.95
 HO or N Scale: \$54.95

Includes member car in one scale. Includes the following benefits:
All Primary Level Benefits plus one Atlas Master Line 40' Wood Reefer - Italian Swiss Colony/Tipo Wine Car

Double Play: O and HO Scales: \$89.95 (3-Rail or 2-Rail, same price)
 O and N Scales: \$89.95 (3-Rail or 2-Rail, same price)
 HO and N Scales: \$69.95

Includes member car in two scales. Includes the following benefits:
All Primary Level Benefits plus Atlas Master Line 40' Wood Reefer - Italian Swiss Colony/Tipo Wine Car

Triple Play Level: O and HO and N Scales: \$99.95 (3-Rail or 2-Rail, same price)
 Includes member car in three scales. Includes the following benefits: *All Primary Level Benefits plus Atlas Master Line 40' Wood Reefer - Italian Swiss Colony/Tipo Wine Car*

**Please note: For membership materials shipped outside the continental U.S., an annual shipping charge of \$20 will apply.*

2015 Club Car Available with Deluxe and Combo Memberships



Atlas Master® 40' Wood Reefer – Italian Swiss Colony/Tipo Wine car