

BNSF



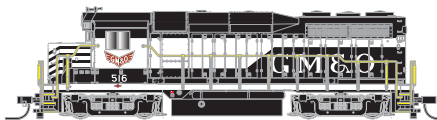
Chesapeake & Ohio*



Chicago & North Western



Cotton Belt



Gulf, Mobile, & Ohio †



Illinois Central Gulf †



Reading, Blue Mountain & Northern

JANUARY 2015 ANNOUNCEMENT | 3rd QUARTER 2015 ARRIVAL



N CLASSIC GP-30 LOCOMOTIVE

www.atlasrr.com/NLoco/ngp30a.htm

Built in the 1960s by the Electro-Motive Division of General Motors, the GP-30 Locomotives were four-wheel truck road switchers that were used in heavy-haul freight services throughout the country. The 2,250 horse power GP-30 locomotive was EMD's first step into what was referred to as the "Second Generation" of locomotives. 948 GP-30s were produced for North American railroads between July 1961 and November 1963. This locomotive was EMD's answer to GE's U25B locomotive. The GP-30's distinctive high profile, stepped cab could be found on railroads coast to coast.



FEATURES:

- Golden-White LEDs
- Directional lighting
- Dual brass flywheels
- Low-friction mechanism
- Factory-installed AccuMate® magnetic knuckle couplers
- Accurate painting and lettering

*CSX Licensed Product
 Low nose headlight not illuminated
 † AAR type B trucks

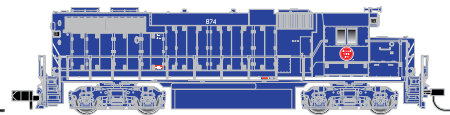
Road Name/Road Numbers	Analog Item #	Digital Item #
Undecorated w/ Nose Headlight	40 002 432	_____
Undecorated	40 002 433	_____
NEW PAINT SCHEMES		
BNSF 2820, 2828, 2830	40 002 434-40 002 436	40 002 454-40 002 456
Chesapeake & Ohio* 3035, 3005, 3014	40 002 437-40 002 439	40 002 457-40 002 459
Chicago & North Western 810, 818, 819	40 002 440-40 002 442	40 002 460-40 002 462
Cotton Belt 5003, 5005, 5007	40 002 443-40 002 445	40 002 463-40 002 465
Gulf, Mobile, & Ohio 507, 516, 520	40 002 446-40 002 448	40 002 466-40 002 468
Illinois Central Gulf 2251, 2265, 2267	40 002 449-40 002 451	40 002 469-40 002 471
Reading, Blue Mountain & Northern 2530, 2531	40 002 452-40 002 453	40 002 472-40 002 473
MSRP:	\$119.95	\$154.95



Conrail Quality



Massachusetts Central



Missouri Pacific



Ontario Northland




Seaboard System*



Union Pacific



N de M



Norfolk Southern



Southern



FEBRUARY 2015 ANNOUNCEMENT

3rd QUARTER 2015 ARRIVAL

N MASTER GP38-2 LOCOMOTIVE

www.atlasrr.com/NLoco/ngp38-2e.htm

The Dash 2 locomotive series, unveiled by EMD in 1972, featured significant changes, such as a solid-state, modular electrical control system and improved engine components designed to increase traction and reduce exhaust emissions. A reliable work-horse, the GP38-2 remains one of the most successful locomotives ever built. Most are still in service today.



FEATURES:

- Golden-white LEDs
- Painted safety rails
- Directional lighting
- Blackened metal wheels
- Scale Speed™ motor
- Factory-installed AccuMate® magnetic knuckle couplers
- Separately-applied coupler cut levers
- Now with NCE Decoders

ADDITIONAL FEATURES:

- Non-Dynamic, Dynamic, and Extended Range Dynamic Brakes used where appropriate
- Pilot: Standard or with Snow Plow
- Low short hood and High short hood versions available

Road Name/Road Numbers	Analog Item #	Digital Item #
GP38-2 LOCOMOTIVE		
Undecorated w/o DB	40 002 268	40 002 287
Undecorated w/ DB	40 002 269	40 002 288
NEW PAINT SCHEMES		
Conrail Quality 8060, 8072, 8078	40 002 270-40 000 272	40 002 289-40 002 291
Massachusetts Central 1750, 1751	40 002 273-40 002 274	40 002 292-40 002 293
Missouri Pacific 860, 874, 888	40 002 275-40 002 277	40 002 294-40 002 296
Ontario Northland 1800, 1801, 1802	40 002 278-40 002 280	40 002 297-40 002 299
Seaboard System* 515, 517, 525	40 002 281-40 002 283	40 002 300-40 002 302
Union Pacific 2105, 2114, 2119	40 002 284-40 002 286	40 002 303-40 002 305
GP38-2 HIGH NOSE LOCOMOTIVE		
Undecorated	40 002 306	40 002 316
NEW PAINT SCHEMES		
N de M 9204, 9205, 9211	40 002 307-40 002 309	40 002 317-40 002 319
Norfolk Southern 5002, 5004, 5016	40 002 310-40 002 312	40 002 320-40 002 322
Southern 5125, 5136, 5149	40 002 313-40 002 315	40 002 323-40 002 325
MSRP:	\$119.95	\$154.95



Conrail



Santa Fe



Union Pacific



Norfolk Southern



Southern



Frisco



Southern Pacific



CSX*



Seaboard System*

MARCH 2015 ANNOUNCEMENT | 4th QUARTER 2015 ARRIVAL



N MASTER B23/30/36-7 LOCOMOTIVE

www.atlasrr.com/NLoco/nb237b.htm

General Electric's "Dash 7" locomotive line was introduced as a replacement for the older "Universal-Series" of the 60s and early 70s. "Dash 7" series improvements included increased fuel efficiency, tractive effort and reliability. The B23-7 was a direct replacement for the 2,250HP U23B model. The first units were produced for Conrail in September, 1977 (ironically, 3 months after the last U23B was delivered to Conrail). Production continued through 1984, with a total of 535 units built. Conrail was the largest purchaser of the model, with a total fleet of 141 units.

FEATURES:

- Directional lighting
- Golden-white LEDs
- Dual brass flywheels
- Low-friction mechanism
- Accurate painting and lettering
- Factory-installed AccuMate® magnetic knuckle couplers

*CSX Licensed Product (HO models shown)



Road Name/Road Numbers	Analog Item #	Digital Item #
B23-7 LOCOMOTIVE		
Undecorated (Thin Anti-climber)	40 002 372	_____
Undecorated (Thick Anti-climber)	40 002 373	_____
Undecorated (High Hood)	40 002 374	_____
NEW PAINT SCHEMES		
Conrail 1971, 1984, 1987	40 002 375-40 002 377	40 002 404-40 002 406
Santa Fe 6366, 6372, 6379	40 002 378-40 002 380	40 002 407-40 002 409
Union Pacific 144, 158, 166	40 002 381-40 002 383	40 002 410-40 002 412
B23-7 HIGH HOOD LOCOMOTIVE - NEW PAINT SCHEMES		
Norfolk Southern 3975, 3980, 3987	40 002 384-40 002 386	40 002 413-40 002 415
Southern 3970, 3978, 3989	40 002 387-40 002 389	40 002 416-40 002 418
B30-7 LOCOMOTIVE		
Undecorated	40 002 390	_____
NEW PAINT SCHEMES		
Frisco 863, 866, 870	40 002 391-40 002 393	40 002 419-40 002 421
Southern Pacific 7865, 7880, 7883	40 002 394-40 002 396	40 002 422-40 002 425
B36-7 LOCOMOTIVE		
Undecorated	40 002 397	_____
NEW PAINT SCHEMES		
CSX* 5811, 5835, 5908	40 002 398-40 002 400	40 002 426-40 002 428
Seaboard System* 5808, 5822, 5860	40 002 401-40 002 403	40 002 429-40 002 431
MSRP:	\$124.95	\$159.95



Chicago & North Western (Safety Yellow)




Norfolk Southern



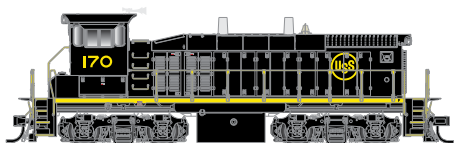
Seaboard System*



Southern Railway of British Columbia



Union Railroad



US Steel



N de M ⌘



TFM ⌘



APRIL 2015 ANNOUNCEMENT | 4th QUARTER 2015 ARRIVAL

N MASTER MP15DC LOCOMOTIVE

www.atlasrr.com/NLoco/nmp15f.htm

The MP15DC is a versatile locomotive that is employed by both large and small railroads across North America in road freight and yard switching duties. It was also purchased by several non-railroad corporations for use in plant switching service.

Atlas' model includes the three different styles of long hood that were common to the MP15DC throughout production: standard hood, hood with square air filter box and hood with angled air filter box (the air filter box is located in the area immediately ahead of the cab). In addition, various styles of hood and cab-end sand boxes are being offered.

FEATURES:


- Separately-applied roof detail
- Painted safety rails
- Dual flywheels
- Directional lighting
- Blackened metal wheels
- Scale Speed™ motor
- Factory-installed AccuMate® magnetic knuckle couplers
- Many different railroad-specific details
- Separately-applied coupler cut levers



*CSX Licensed Product
 ⌘ = Prototype is an SW1504 which is similar in appearance to the MP15DC model

Road Name/Road Numbers	Analog Item #	Digital Item #
Undecorated - Standard hood	40 002 520	_____
Undecorated - Square air filter box	40 002 521	_____
Undecorated - Tapered air filter box	40 002 522	_____
NEW PAINT SCHEMES		
Chicago & North Western 1308, 1311, 1316	40 002 523-40 002 525	40 002 543-40 002 545
Norfolk Southern 2406, 2422, 2432	40 002 526-40 002 528	40 002 546-40 002 548
Seaboard System* 5030, 5031	40 002 529-40 002 530	40 002 549-40 002 550
Southern Railway of British Columbia 151, 153	40 002 531-40 002 532	40 002 551-40 002 552
Union Railroad 22, 23, 33	40 002 533-40 002 535	40 002 553-40 002 555
US Steel 170	40 002 536	40 002 556
NdeM ⌘ 8805, 8837, 8849	40 002 537-40 002 539	40 002 557-40 002 559
TFM ⌘ 1026, 1030, 1034	40 002 540-40 002 542	40 002 560-40 002 562

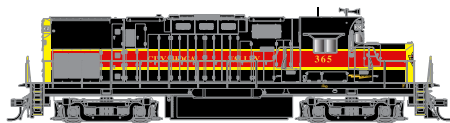
MSRP: \$124.95 \$159.95



Seaboard Coast Line*†



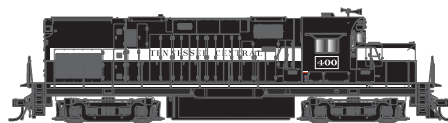
Lehigh & Hudson River†



Cuyahoga Valley Scenic†



Guilford (Delaware & Hudson)




Tennessee Central

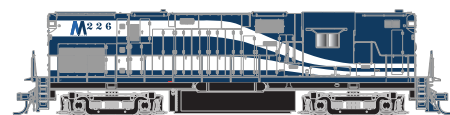
NEW PAINT SCHEMES & ROAD NUMBERS!



Norfolk & Western†



Norfolk & Western (w/ NW)†



Long Island †



Long Island (Wave Scheme) †



Louisville & Nashville*

MAY 2015 ANNOUNCEMENT | 4th QUARTER 2015 ARRIVAL

**N
SCALE**

N MASTER C420 LOCOMOTIVE

www.atlasrr.com/NLoco/nc420e.htm

This run of Atlas C420 Locomotives feature Phase 2 versions, featuring both Low & High Nose models.

FEATURES:


- Flat or "step" pilots used where appropriate
- Long hood with or without dynamic brake used where appropriate
- 3,100 or 2,400 gallon fuel tank used when appropriate per road name
- Separately-applied coupler cut levers
- Factory installed AccuMate[®] magnetic couplers
- NCE Decoders
- Dual flywheels
- Blackened metal wheels
- Painted safety rails
- Directional lighting
- Scale Speed™ motor

ATLAS/NCE N-SCALE DECODERS OFFER THE FOLLOWING CAPABILITIES:


- Both short and long addresses can be programmed on main line (Ops Mode)
- Silent Running™ motor drive*
- Torque Compensation for ultra smooth low speed performance
- Programmable Start, Mid and Maximum speed CVs that work in all speed modes
- Four function outputs with lighting effects generators that allow you to select from 15 different lighting behaviors (Ditch lights, Mars light, strobes, beacon, flicker, etc)

* Silent Running is a registered trademark of NCE Corporation
 *CSX Licensed Product †Includes dynamic brake detail ‡ AAR type B trucks

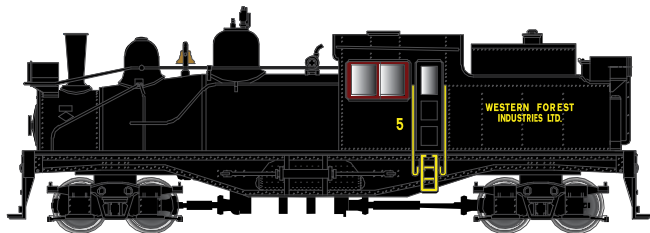
Road Name/Road Numbers	Analog Item #	Digital Item #
C420 PH.2A LOW NOSE LOCOMOTIVE		
Undecorated (w/o nose light, w/ DB)	40 002 326	_____
NEW PAINT SCHEMES		
Seaboard Coast Line*† 1215, 1224, 1236	40 002 327-40 002 329	40 002 351-40 002 353
C420 PH.2B LOW NOSE LOCOMOTIVE		
Undecorated (w/o nose light, w/ DB)	40 002 330	_____
NEW ROAD NUMBERS		
Lehigh & Hudson River† 23, 28	40 002 331-40 002 332	40 002 354-40 002 355
NEW PAINT SCHEMES		
Cuyahoga Valley Scenic† 365	40 002 333	40 002 356
Guilford (Delaware & Hudson) 420	40 002 334	40 002 357
Tennessee Central 400, 401	40 002 335-40 002 336	40 002 358-40 002 359
C420 PH.2A HIGH NOSE LOCOMOTIVE		
Undecorated (w/ DB)	40 002 337	_____
NEW PAINT SCHEMES		
Norfolk & Western† 413, 417	40 002 338-40 002 339	40 002 360-40 002 361
Norfolk & Western (w/ NW) † 415, 416	40 002 340-40 002 341	40 002 362-40 002 363
C420 PH.2B HIGH NOSE LOCOMOTIVE		
Undecorated (w/o DB)	40 002 342	_____
NEW PAINT SCHEMES		
Long Island 224, 226, 229	40 002 343-40 002 345	40 002 364-40 002 366
Long Island (Wave Scheme) 222, 225, 227	40 002 346-40 002 348	40 002 367-40 002 369
Louisville & Nashville* 1318, 1319	40 002 349-40 002 350	40 002 370-40 002 371
MSRP:	\$129.95	\$164.95




Arcata & Mad River




Portland Railway Light & Power




Western Forest Industries



Yawkey Bissell Lumber Co.



Panhandle Lumber Company



Manary Logging Company



JUNE 2015 ANNOUNCEMENT | 1st QUARTER 2016 ARRIVAL

N MASTER SHAY LOCOMOTIVE

www.atlasrr.com/NLoco/nshay3.htm

Modeled after the Two-Truck Shay Locomotive that was built in the 1920s, this type of engine was used by many lumber, mining, quarry company railroads, other industrial railroads, a few common carrier short lines and major railroad systems for service in the logging and milling industries.

NEW PAINT SCHEMES!

FEATURES:

- Die-cast frame and boiler
- Drive shaft detail
- Operating drive-shaft
- Directional lighting
- All wheel drive and all wheel pick-up
- Separately-applied grab railings
- Prototypical painting and lettering
- DCC capable-motor isolated from frame
- Minimum radius: 9-3/4"

Road Name/Road Numbers

Undecorated

Painted / Unlettered

NEW PAINT SCHEMES

Arcata & Mad River 7

Portland Railway Light & Power 1

Western Forest Industries 5

Yawkey Bissell Lumber Co. 142

Panhandle Lumber Company 1

Manary Logging Company 3

MSRP:

Item #

40 002 563

40 002 564

40 002 565

40 002 566

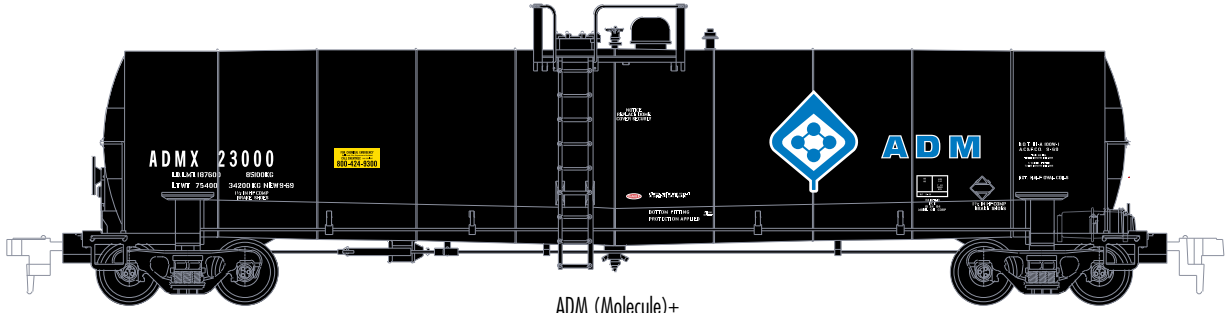
40 002 567

40 002 568

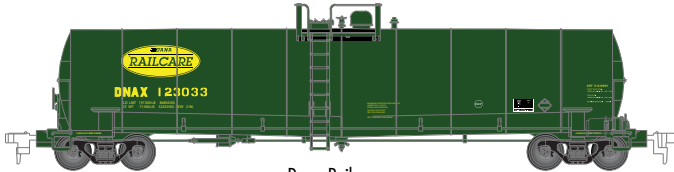
40 002 569

40 002 570

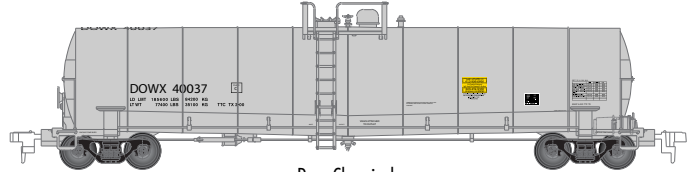
\$199.95



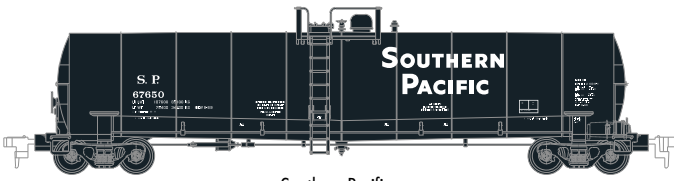
ADM (Molecule)±




Dana Railcare≠



Dow Chemical≠



Southern Pacific±



Union Carbide≠

JANUARY 2015 ANNOUNCEMENT | 2nd QUARTER 2015 ARRIVAL



N MASTER ACF® 23,500 GALLON TANK CAR

www.atlasrr.com/NFreight/n235tank5.htm

The 23,500 gallon tank car was originally built by ACF® Industries as a general-purpose, single-compartment insulated car that was also coiled and non-pressurized. Our model represents cars built from 1969 and that are still in service today. A wide variety of products can be transported in this size and type of tank car, making it a popular choice for transporting goods. Products that are commonly transported include asphalt, ethanol, fuel oil, metal sodium, molten phenol, paraffin wax, tallow, urethane polyol, and vegetable oil.

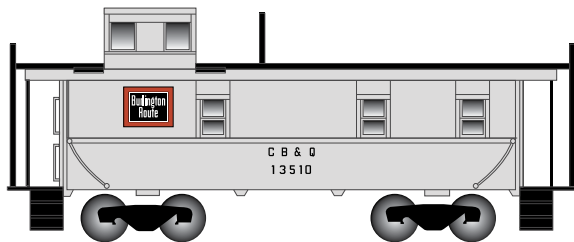
FEATURES:

- Separately molded brake line plumbing
- Ultra-thin handrails
- Tank fittings and safety placards
- 100-ton roller-bearing trucks
- Brake wheel chain detail
- Accurate painting and lettering
- Factory-installed AccuMate® magnetic knuckle couplers


≠ Paint schemes accurate for similar insulated coiled type T106 tank cars.
± Alternate history paint schemes

Road Name/Road Numbers	Item #
Undecorated	50 002 153
NEW PAINT SCHEMES	
ADM (Molecule)± 23000, 23017, 23099	50 002 066-50 002 068
Dana Railcare≠ 123033, 123037, 123042	50 002 069-50 002 071
Dow Chemical≠ 40033, 40037, 40040	50 002 072-50 002 074
Southern Pacific± 67650, 67655, 67699	50 002 075-50 002 077
Union Carbide≠ 400140, 400151, 400175	50 002 078-50 002 080
Undecorated MSRP:	\$22.95
MSRP:	\$27.95





Burlington Route



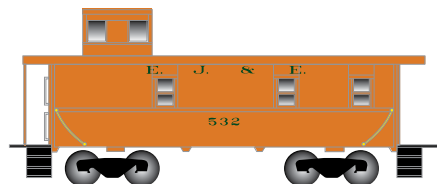
Great Northern




Santa Fe




Southern Pacific



Elgin, Joliet & Eastern



Gulf, Mobile & Ohio



Vermont Railway



JANUARY 2015 ANNOUNCEMENT | 2nd QUARTER 2015 ARRIVAL

N TRAINMAN® CUPOLA CABOOSE

www.atlastrainman.com/NFreight/tmncupcab.htm

The Atlas Trainman Cupola Caboose is based on the Santa Fe 1500-1649 class caboose constructed by American Car & Foundry in 1927. This style caboose was ubiquitous to the Santa Fe railroad all the way to the end of the era where cabooses were commonly used. Many of the original cabooses were rebuilt in the early 70's and continued to be used on the Santa Fe as well as handed down to other railroads throughout the country.

FEATURES:

- Endrails
- Rivet detail
- AccuMate® couplers
- Ready-to-run



Road Name/Road Numbers	Item #
Undecorated	50 002 124
NEW ROAD NUMBERS	
Burlington Route 13503, 13510	50 002 125-50 002 126
Great Northern X251, X260	50 002 127-50 002 128
Santa Fe 999133, 999190	50 002 129-50 002 130
Southern Pacific 330, 342	50 002 131-50 002 132
NEW PAINT SCHEMES	
Elgin, Joliet & Eastern 529, 533	50 002 133-50 002 134
Gulf, Mobile & Ohio 2702, 2711	50 002 135-50 002 136
Vermont Railway 3, 7	50 002 137-50 002 138
Undecorated MSRP:	\$13.95
MSRP:	\$19.95



British Columbia Railway



Canadian National



Grand Trunk Western

FEBRUARY 2015 ANNOUNCEMENT | 3rd QUARTER 2015 ARRIVAL

**N
SCALE**

N MASTER NSC 50' PLUG DOOR BOX CAR

www.atlasrr.com/NFreight/npsc50pdbc.htm

From 1975 to 1980 National Steel Car built over one-thousand 50'6" single-plug door box cars. Most of the 100-ton cars went to Canadian railroads primarily for paper service. Two hundred 70-ton cars went into food service for the Grand Trunk Western. The models have a number of variations corresponding to the prototype.

FEATURES:

- Bodies: 5111 or 5277 cubic foot styles
- Ends: Nine or ten corrugations
- Doors: 9ft or 10ft plug doors
- Side Sills: Deep or shallow sills
- Trucks: 70- or 100-ton

Road Name/Road Numbers

Item #

NEW MODEL

Undecorated - NSC 5111 PD Box Car	50 002 139
Undecorated - NSC 5277 PD Box Car	50 002 140
British Columbia Railway 851011, 851014, 851019, 851021	50 002 141-50 002 144
Canadian National 1980 413020, 413023, 413025, 413154	50 002 145-50 002 148
Grand Trunk Western 598031, 598069, 598087, 598179	50 002 149-50 002 152

Undecorated MSRP:

\$18.95

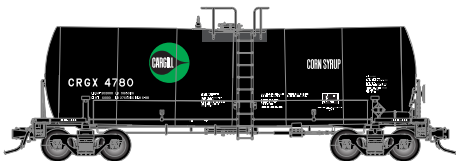
MSRP:

\$22.95

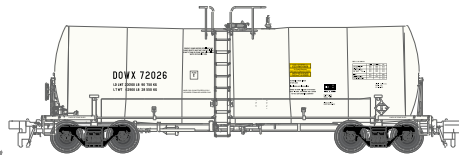
NEW MODEL!



ADM Corn Sweeteners



Cargill



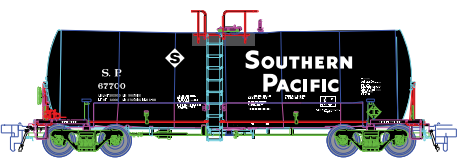
Dow Chemical£



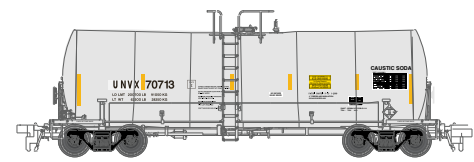
Occidental Chemical£



Rampart Range



Southern Pacific±



Univar Canada, Ltd£



FEBRUARY 2015 ANNOUNCEMENT

3rd QUARTER 2015 ARRIVAL

N MASTER 17,600 CORN SYRUP GALLON TANK CAR

www.atlasrr.com/NFreight/ntrinity6.htm

The prototype for the 17,600 Gallon Corn Syrup Tank Car was built in large numbers by Trinity Industries between 1984 and 1998. Of the over 7,000 cars that were built, most are still in active service today.

These tank cars are commonly used to transport varying grades of Corn Syrup, Liquid Sugar, and Molasses from processing facilities to bulk distribution centers and other end-users throughout the US and Canada. They are a very common sight on today's railroads, and they have been for two decades. This initial release features three of the most common manway/top platform arrangements as specified by ADM, Cargill, and Corn Products (among others).

FEATURES:

- Two separate styles of manway / platform / ladder arrangements (used as appropriate per road name).
- Fine scale railings
- Separately applied brake rigging
- Separately applied manway "clamshell"-style cover (used when appropriate per road name)
- 100-Ton Roller Bearing Trucks
- Accurate painting and printing
- Full stand-alone brake system details
- Bottom outlet valve detail
- Stand-alone heater coil pipes
- Highly detailed body with prototypical jacket seams
- See-through top platform grating
- AccuMate® couplers



Road Name/Road Numbers

Undecorated (ADM/MCP)

Item #

50 002 099

Undecorated (Cargill)

50 002 100

NEW PAINT SCHEMES

ADM Corn Sweeteners 16520, 16821, 17012

50 002 081-50 002 083

Cargill 6213, 6231, 6237

50 002 084-50 002 086

Dow Chemical£ 72026, 72032, 72042

50 002 087-50 002 089

Occidental Chemical£ 112028, 112039, 112048

50 002 090-50 002 092

Rampart Range 515, 538, 598

50 002 093-50 002 095

Southern Pacific± 67700, 67026, 67749

50 002 096-50 002 098

Univar Canada, Ltd£ 70703, 70713, 70737

50 002 178-50 002 180

Undecorated MSRP:

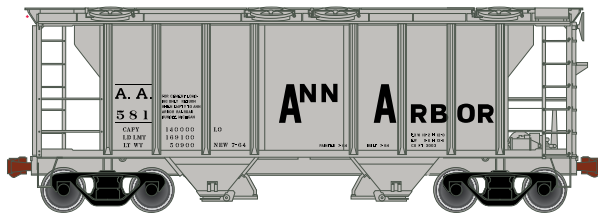
\$24.95

MSRP:

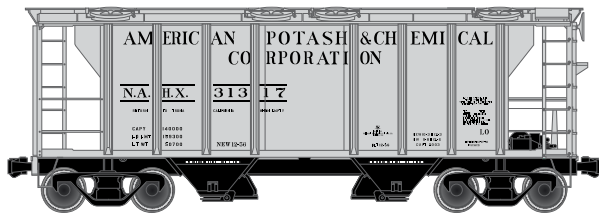
\$29.95

£ Paint schemes accurate for similar insulated coiled type T104 tank cars.

± Alternate History paint schemes




Ann Arbor




American Potash & Chemical



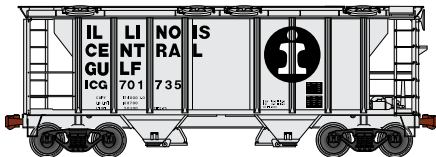
BNSF ∞



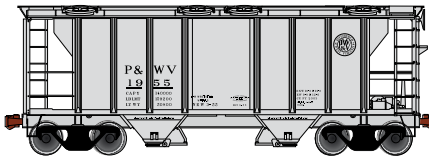
Duluth Missabe & Iron Range



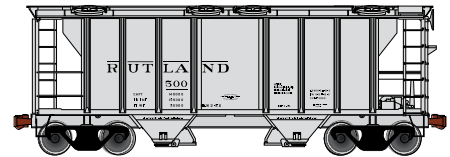
Great Northern



Illinois Central Gulf



Pittsburgh & West Virginia



Rutland

FEBRUARY 2015 ANNOUNCEMENT | 3rd QUARTER 2015 ARRIVAL



N TRAINMAN[®] PS-2 COVERED HOPPER

www.atlastrainman.com/NFreight/tmnp2.htm

Covered hoppers are a relatively new car family. The AAR considered these "special" cars until the 1980s when they finally got their own car type code category. These early covered hopper designs were built primarily for more efficient cement loading and unloading (previously cement was bagged and placed in box cars). This two-bay covered hopper car design was built by Pullman-Standard starting in the late 1940s with production continuing into the 1950s. This car features eight round roof hatches for quick loading. Two large gravity gates were used to discharge the commodity as quickly as possible. Capacity is rated at 2,003 cubic foot.

FEATURES:

- 50-ton friction bearing or 70-ton roller bearing (where appropriate by road name)
- Intricate brake detail
- Accumate[®] couplers
- Fine painting and printing

∞ prototype is a slightly larger 3010 cu ft Pullman-Standard covered hopper car

Road Name/Road Numbers	Item #
Undecorated	50 002 101
NEW PAINT SCHEMES	
Ann Arbor 527, 560, 581	50 002 102-50 002 104
American Potash & Chemical 31317, 31331	50 002 105-50 002 106
BNSF ∞ 405625, 405648, 405649	50 002 107-50 002 109
Duluth Missabe & Iron Range 4972, 4987	50 002 110-50 002 111
Great Northern 71430, 71477, 71492	50 002 112-50 002 114
Illinois Central Gulf 701735, 701755, 701770	50 002 115-50 002 117
Pittsburgh & West Virginia 1955, 1971, 1990	50 002 118-50 002 120
Rutland 500, 504, 513	50 002 121-50 002 123
Undecorated MSRP:	\$13.95
MSRP:	\$17.95





Peoria & Eastern*



Litchfield & Madison (CNW)



Illinois Central



Norfolk Southern



Baltimore & Ohio*



Canadian Pacific



Louisville & Nashville*



Reading



MARCH 2015 ANNOUNCEMENT

3rd QUARTER 2015 ARRIVAL

N MASTER 2-BAY OFFSET HOPPER

www.atlasrr.com/NFreight/n2bayoffsethopper6.htm

The Association of American Railroads (AAR) developed a standard design for 50-ton and 70-ton twin offset open hopper cars starting in the late 1920s. The design was modified in the mid-1930s, and through 1960 over 127,000 cars had been built to the basic AAR specification. Nearly all major car builders of the time constructed cars of this 33' interior length design, and some were even built at railroad home shops. Eastern coal carriers such as Chesapeake & Ohio, Baltimore & Ohio and Louisville & Nashville each amassed the largest fleets. However, the twin offset hopper design was not limited to coal service, with ore and aggregates also being hauled. They could also be found operating in a wide range of services including unit coal trains, blocks of loaded cars destined to a large consignee, and even "loose" single car loads heading to smaller customers.

FEATURES:

- Prototypical painting and lettering
- Plastic body with die cast chassis
- Removable coal load

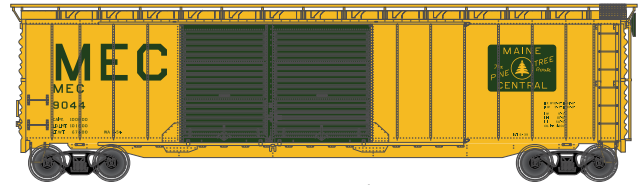
*CSX Licensed Product



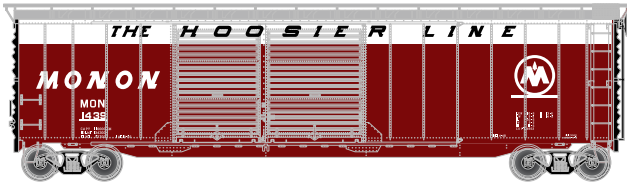
Road Name/Road Numbers	Item #
Undecorated - Flat End	50 001 180
NEW PAINT SCHEMES	
Peoria & Eastern* 2802, 2831	50 002 154-50 002 155
Peoria & Eastern* 3-Pack 2808, 2816, 2843	50 002 156
Litchfield & Madison (CNW) 1001, 1073	50 002 157-50 002 158
Litchfield & Madison (CNW) 3-Pack 1014, 1042, 1065	50 002 159
Illinois Central 69454, 69460, 69423	50 002 160-50 002 161
Illinois Central 3-Pack 69423, 69438, 69477	50 002 162
Norfolk Southern 9114, 9149	50 002 163-50 002 164
Norfolk Southern 3-Pack 9110, 9127, 9140	50 002 165
NEW ROAD NUMBERS	
Baltimore & Ohio* 640455, 640490	50 002 166-50 002 167
Baltimore & Ohio* 3-Pack 640471, 640488, 640506	50 002 168
Canadian Pacific 357007, 357142	50 002 169-50 002 170
Canadian Pacific 3-Pack 357022, 357099, 357180	50 002 171
Louisville & Nashville* 62200, 62504	50 002 172-50 002 173
Louisville & Nashville* 3-Pack 62465, 62533, 62699	50 002 174
Reading 86049, 86122	50 002 175-50 002 176
Reading 3-Pack 86097, 86148, 86240	50 002 177
Undecorated MSRP:	\$16.95
MSRP:	\$18.95
3-Pack MSRP:	\$56.85



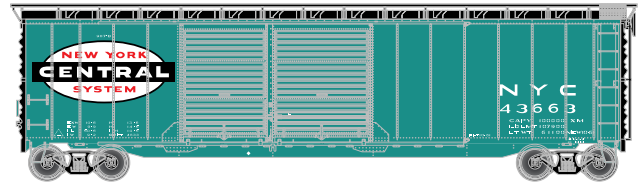
Frisco



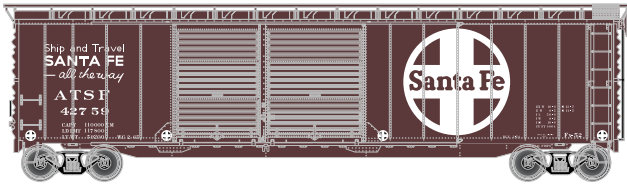
Maine Central



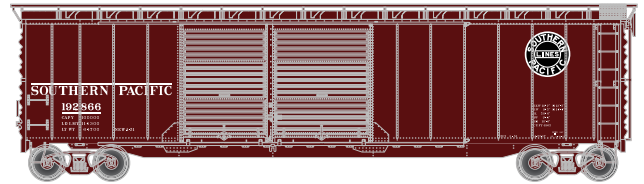
Monon*



New York Central*



Santa Fe



Southern Pacific

MARCH 2015 ANNOUNCEMENT | 3rd QUARTER 2015 ARRIVAL



N TRAINMAN® 50' DOUBLE DOOR BOX CAR

www.atlastrainman.com/NFreight/tmn50dd.htm

At the end of World War II, railroads ordered large numbers of 50' AAR boxcars with a standard design that was first widely used in the late 1940s. This design was based on the original 1937 AAR design but was modified in the post-war era to include: improved dreadnaught end and diagonal panel roofs with standard or overhanging design. These 50' box cars were a common sight on American railroads well into the 1970s and 1980s.

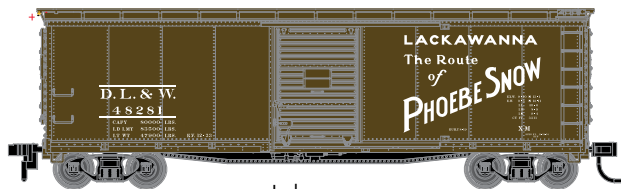
FEATURES:

- Colorful painting and printing
- Equipped with AccuMate® operating knuckle couplers

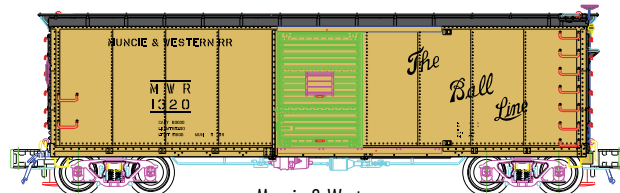
*CSX Licensed Product



Road Name/Road Numbers	Item #
Undecorated - Double Door	50 002 244
NEW PAINT SCHEMES	
Frisco 7004, 7090	50 002 245-50 002 246
Maine Central 9008, 9044	50 002 247-50 002 248
Monon* 1439, 1433	50 002 249-50 002 250
New York Central* 43663, 43630	50 002 251-50 002 252
Santa Fe 42722, 42759	50 002 253-50 002 254
Southern Pacific 192866, 192862	50 002 255-50 002 256
Undecorated MSRP:	\$14.95
MSRP:	\$19.95



Lackawanna



Muncie & Western



Santa Fe - "El Capitan"



Santa Fe - "Super Chief"



Southern Pacific



Western Pacific



APRIL 2015 ANNOUNCEMENT

3rd QUARTER 2015 ARRIVAL

N MASTER USRA STEEL REBUILT BOX CAR

www.atlasrr.com/NFreight/nsteelrebuilt4.htm

By the beginning of WWII, the majority of the classic USRA double-sheathed box cars and their clones were rebuilt with steel sides. More rebuilds followed in the late 1940s and early 1950s. By late 1948, close 14,000 of the original 24,500 USRA double-sheathed cars had been rebuilt with quite a degree of variation including the end, door and underframe. These steel side rebuilds were far more popular than their single-sheathed counterparts and make a great addition to the Atlas N scale product line.

FEATURES:

- Opening Door
- Andrews trucks
- Ready-to-run
- Accurate painting and printing
- AccuMate® couplers
- Brake detail
- Highly detailed body
- Simulated wood or steel door as per the prototype
- Fishbelly or Standard underframe as per the prototype
- Different rib ends (7-8 or 5-5-5) as per the prototype
- Undecorated cars come with both simulated wood or steel door



Road Name/Road Numbers	Item #
Undecorated (5-5-5 End)	50 002 323
Undecorated (5-5-5 End)	50 002 324
Undecorated (7-8 End)	50 002 325
NEW PAINT SCHEMES	
Lackawanna 48001, 48008	50 002 326-50 002 327
Muncie & Western 1301, 1320	50 002 328-50 002 329
Santa Fe - "El Capitan" 148595, 148649	50 002 330-50 002 331
Santa Fe - "Super Chief" 148800, 148847	50 002 332-50 002 333
Southern Pacific 26363, 27118	50 002 334-50 002 335
Western Pacific 14505, 14522	50 002 336-50 002 337
Undecorated MSRP:	\$18.95
MSRP:	\$23.95



AK Steel‡



Armco Steel‡



CSI‡



Nucor‡



Republic Steel‡



Union Railroad‡



US Steel Geneva Works‡

APRIL 2015 ANNOUNCEMENT | 3rd QUARTER 2015 ARRIVAL



N MASTER 42' COIL STEEL CAR

www.atlasrr.com/NFreight/n42coilcar3.htm

The increased volume of coiled steel transportation gave rise to a new purpose-built freight car. Previously rolls of coiled-steel had generally traveled in specially equipped gondola cars. In the 1960s a lighter type of car emerged specifically for hauling coils of steel in an integral trough. The car type gained popularity and eventually over 17,000 cars were built. Atlas' model replicates a 42' design with a distinctive fishbelly side sill.

NEW PAINT SCHEMES!

FEATURES:

- Crisp painting and lettering
- See-through walks
- Removable hood
- Inside floor detail

(H0 models shown)

‡Alternate History paint scheme

Road Name/Road Numbers

Undecorated

NEW PAINT SCHEMES

- AK Steel‡ 160100, 160115
- Armco Steel‡ 150000, 150002
- CSI‡ 100001, 100010
- Nucor‡ 120000, 120009
- Republic Steel‡ 180001, 180025
- Union Railroad‡ 500001, 500050
- US Steel Geneva Works‡ 300000, 300012

Undecorated MSRP:

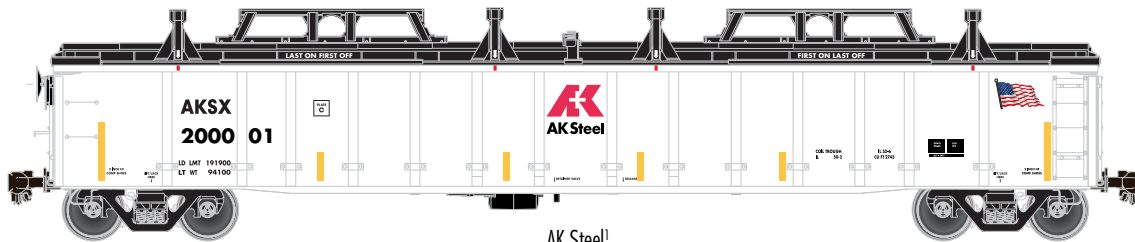
MSRP:

Item #

- 50 002 181
- 50 002 182-50 002 183
- 50 002 184-50 002 185
- 50 002 186-50 002 187
- 50 002 188-50 002 189
- 50 002 190-50 002 191
- 50 002 192-50 002 193
- 50 002 194-50 002 195

\$29.95

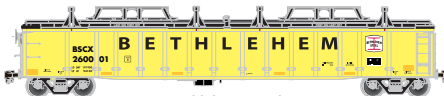
\$35.95



AK Steel¹



Armco Steel¹



Bethlehem Steel¹




Conrail²



CSI¹



CSX*4




Geneva Works, USS¹



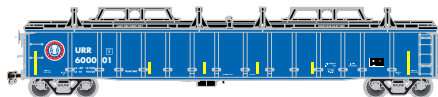
Nucor¹



Republic Steel¹



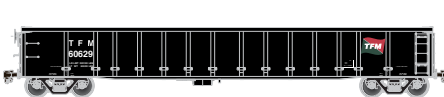
Soo Line¹



Union Railroad¹



US Steel¹



TFM³



MAY 2015 ANNOUNCEMENT | 4th QUARTER 2015 ARRIVAL

N MASTER THRALL 2743 GONDOLA

www.atlasrr.com/NFreight/nthrall2743d.htm

The Thrall Car 2743 cubic foot gondola was introduced in 1995. This new 52' 6" interior length design was in response to the newly allowed increase in Gross Rail Loading (GRL) to 286,000 lbs (up from 263,000 lbs). This allowed an increase of the inside height from the previously standard 5'0" to a new standard of 5'6", giving it a 2,743 cubic foot capacity. Thrall produced over 6,700 of these from 1995 to 1999. The design resumed production under Trinityrail in 2005.

FEATURES:

- Prototypical scale height reflecting the new higher capacity standard.
- Fourteen side posts
- Separate ladders
- Detailed stirrups
- Accurate painting and lettering
- Ready-to-run

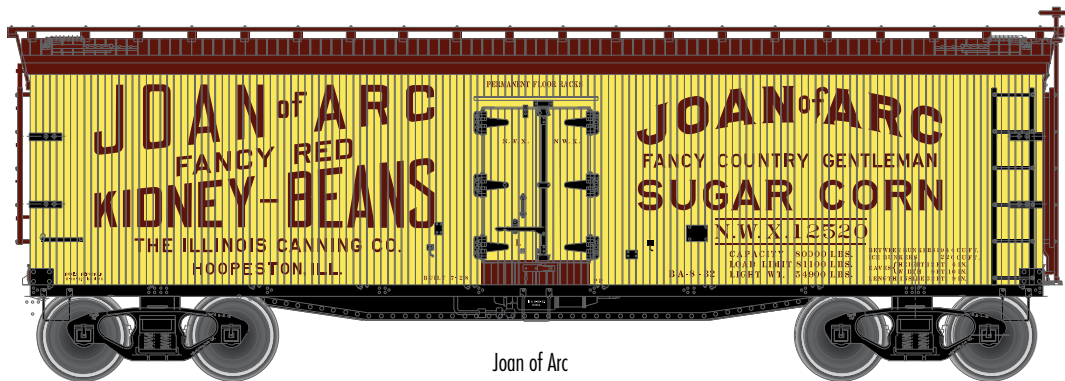
*CSX Licensed Product

- 1 Alternate History paint scheme, with covers
- 2 Correct paint scheme for similar 2743 cu.ft. gondola cars
- 3 Correct paint scheme for similar 52'6" 1L/5-6 IH gondola cars
- 4 Correct paint scheme for similar 14-post 2743 cu.ft. gondola cars

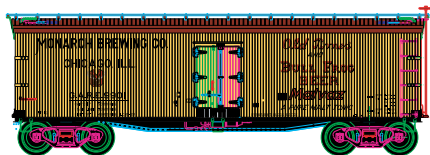


Road Name/Road Numbers	Item #
Undecorated - without cover	50 001 495
NEW PAINT SCHEMES	
AK Steel ¹ 200001, 200027	50 002 196-50 002 197
Armco Steel ¹ 240501, 240998	50 002 198-50 002 199
Bethlehem Steel ¹ 260001, 260100	50 002 200-50 002 201
Conrail ² 585725, 585733, 585855, 585949	50 002 202-50 002 205
CSI ¹ 210001, 210245	50 002 206-50 002 207
CSX*4 486434, 486480, 486491, 486930	50 002 208-50 002 211
Geneva Works, USS ¹ 260301, 260367	50 002 212-50 002 213
Nucor ¹ 2002, 2005	50 002 214-50 002 215
Republic Steel ¹ 270001, 270222	50 002 216-50 002 217
Soo Line ¹ 69101, 69465	50 002 218-50 002 219
Union Railroad ¹ 600001, 600006	50 002 220-50 002 221
US Steel ¹ 260001, 260111	50 002 222-50 002 223
TFM ³ 60600, 60629, 60969, 60699	50 002 224-50 002 227


With Cover MSRP: \$27.95
Without Cover MSRP: \$21.95
Separate Sale Cover MSRP: \$6.95



Joan of Arc



Monarch Brewing Company



Peoria Creamery Company



Puget Sound Butter & Egg Co.



Schlusser Brothers



Stokely's Vegetables



White House Milk

MAY 2015 ANNOUNCEMENT | 4th QUARTER 2015 ARRIVAL



N MASTER 40' WOOD REEFER

www.atlasrr.com/NFreight/nreefer13.htm

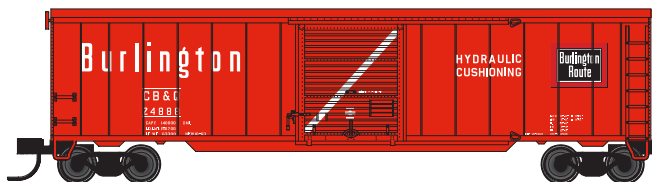
This highly detailed model is based on the 40' wood refrigerator cars built by Pullman for the Northern Refrigerator Car Co. in 1930. With its rooftop ice hatches, USRA-style fish belly underframe and vertical brake shaft, it is representative of the thousands of similar cars that were built during the "Billboard" era of American railroads.

FEATURES:

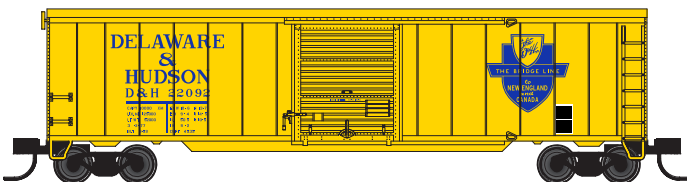
- Accurate painting and printing including door hinges, ladders, grab irons and end straps
- Opening roof hatches
- Realistic handle and latch detail
- Wood grain finish detail on carbody
- Ready-to-run
- 40-ton friction bearing trucks with AccuMate® couplers



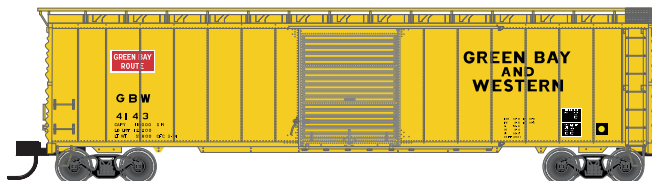
Road Name/Road Numbers	Item #
Undecorated	50 002 228
NEW PAINT SCHEMES	
Joan of Arc 12520, 12521	50 002 229-50 002 230
Monarch Brewing Company 9901, 9904	50 002 231-50 002 232
Peoria Creamery Company 1550, 1551	50 002 233-50 002 234
Puget Sound Butter & Egg Co. 1006, 1009	50 002 235-50 002 236
Schlusser Brothers 110, 111	50 002 237-50 002 238
Stokely's Vegetables 12932, 12933	50 002 239-50 002 240
White House Milk 1107, 1108	50 002 241-50 002 242
Undecorated MSRP:	\$17.95
MSRP:	\$27.95



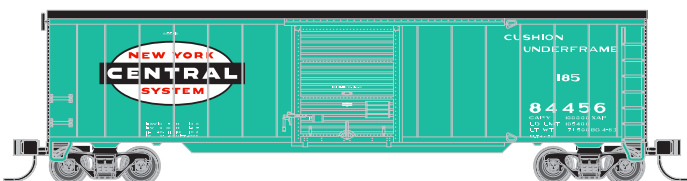
Burlington Route



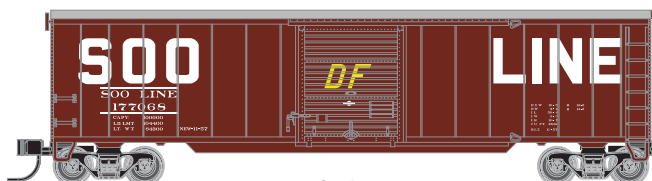
Delaware & Hudson



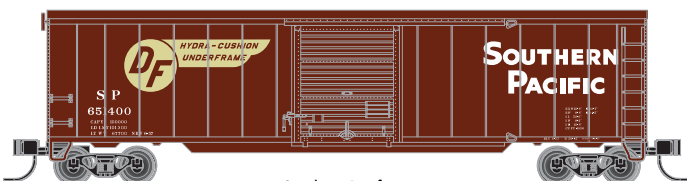
Green Bay & Western



New York Central*



Soo Line



Southern Pacific



MAY 2015 ANNOUNCEMENT | 4th QUARTER 2015 ARRIVAL

N TRAINMAN[®] 50' SINGLE DOOR BOX CAR

www.atlastrainman.com/NFreight/tmn50sdboxcar.htm

At the end of World War II, railroads ordered large numbers of 50' AAR boxcars with a standard design that was first widely used in the late 1940s. This design was based on the original 1937 AAR design but was modified in the post-war era to include: improved dreadnaught end and diagonal panel roofs with standard or overhanging design. These 50' boxcars were a common sight on American railroads well into the 1970s and 1980s.

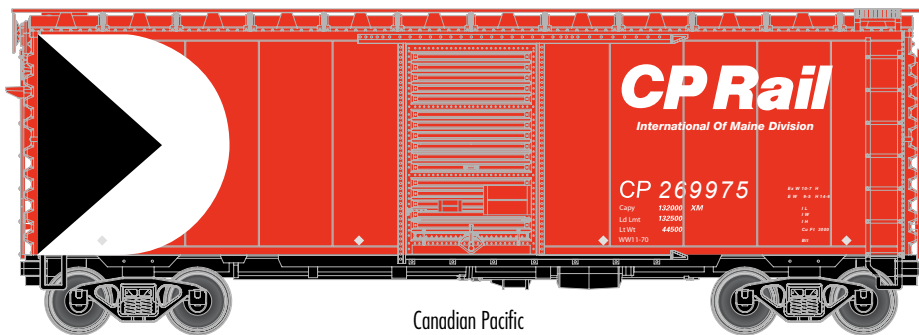
FEATURES:

- Diagonal panel roof
- Improved Dreadnaught ends
- 9" Youngstown Door
- 50-Ton friction bearing trucks w/ Accumate[®] couplers
- Crisp painting and printing

*CSX Licensed Product



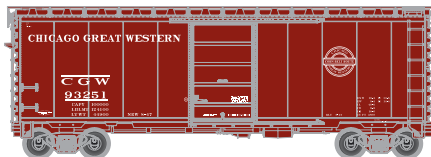
Road Name/Road Numbers	Item #
Undecorated	50 002 353
NEW PAINT SCHEMES	
Burlington Route 24836, 24888	50 002 354-50 002 355
Delaware & Hudson 22090, 22092	50 002 356-50 002 357
Green Bay & Western 4140, 4143	50 002 358-50 002 359
New York Central* 84456, 84448	50 002 360-50 002 361
Soo Line 177068, 177060	50 002 362-50 002 363
Southern Pacific 651400, 651427	50 002 364-50 002 3657
Undecorated MSRP:	\$16.95
MSRP:	\$21.95



Canadian Pacific



Chicago & Illinois Midland




Chicago Great Western



Copper Range



Duluth, South Shore & Atlantic



Green Bay & Western



New York Central*

JUNE 2015 ANNOUNCEMENT | 4th QUARTER 2015 ARRIVAL



N MASTER 40' PS-1 BOX CAR WITH 6' DOOR

www.atlasrr.com/NFreight/n40ps1boxcar6.htm

The 40' Boxcar is widely known as one of the most popular freight cars used by railroads as they transitioned from steam to diesel. In particular the Pullman Standard or PS-1 design was one of the most popular and was widely used by North American railroads. These boxcars were built beginning in 1947 and share the same basic design, with certain elements such as door size, door style or roof type varying among the different railroads and production years. When production of these cars ceased in 1963, over 100,000 had been produced.

FEATURES:

- Body Mounted Accumate Couplers
- Barber S-2A 50-ton Trucks with Metal Wheels
- Separately Applied Ladders
- Etched Metal Roof Walk
- 10 or 12 Stiffener Roof, per prototype
- Ajax and Miner Brake Wheels

*CSX Licensed Product


Road Name/Road Numbers	Item #
Undecorated - 6' Door / 12 Stiffener Roof	50 001 931
Undecorated - 6' Door / 10 Stiffener Roof	50 002 338
NEW PAINT SCHEMES	
Canadian Pacific 269975, 269987	50 002 339-50 002 340
Chicago & Illinois Midland 16021, 16114	50 002 341-50 002 342
Chicago Great Western 93042, 93251	50 002 343-50 002 344
Copper Range 4010, 4021	50 002 345-50 002 346
Duluth, South Shore & Atlantic 15104, 15192	50 002 347-50 002 348
Green Bay & Western 704, 867	50 002 349-50 002 350
New York Central* 169755, 169809	50 002 351-50 002 352

Undecorated MSRP: \$22.95
MSRP: \$28.95





Norfolk Southern (2nd)



Florida East Coast



FXE



Northwestern Oklahoma RR



Rio Grande±



TTX (2008 Logo)



TTX (Speed Lettering)



Union Pacific



JUNE 2015 ANNOUNCEMENT | 4th QUARTER 2015 ARRIVAL

N MASTER ARTICULATED AUTO CARRIER

www.atlasrr.com/NFreight/nartautocarrier4.htm

Articulated railway cars became more popular in the 1980s in an effort toward reducing train length and total train weight while maintaining cargo capacity. Following the success of articulated intermodal well cars, Thrall Car, applied the same principle on a new design for bi-level auto carrier service. The cars fit within the same plate clearances as standard racked auto carrier cars and offer greater protection from theft and the elements due to its solid side design.

FEATURES:

- Prototypical painting and lettering
- Die-cast chassis
- End door detail
- Articulated diaphragm
- 70-ton roller-bearing trucks
- Brake line details as per the prototype
- AccuMate® operating knuckle couplers
- Minimum radius curve: 9'-3/4"

± Alternate History paint scheme

NEW PAINT SCHEMES & ROAD NUMBERS!

Road Name/Road Numbers	Item #
Undecorated	50 002 306
NEW ROAD NUMBERS	
Norfolk Southern (2nd) 110150, 110181	50 002 307-50 002 308
Florida East Coast 110630, 110641	50 002 309-50 002 310
NEW PAINT SCHEMES	
FXE 210008, 210011	50 002 311-50 002 312
Northwestern Oklahoma RR 798279, 798329	50 002 313-50 002 314
Rio Grande± 127001, 127087	50 002 315-50 002 316
NEW ROAD NUMBERS	
TTX (Speed Lettering) 880260, 880275	50 002 317-50 002 318
NEW PAINT SCHEME	
TTX (2008 Logo) 880265, 880280	50 002 319-50 002 320
NEW ROAD NUMBERS	
Union Pacific 880022, 880051	50 002 321-50 002 322
Undecorated MSRP:	\$54.95
MSRP:	\$64.95



"Maersk I"



Safmarine



Hanjin "www"



DSR-Senator

JUNE 2015 ANNOUNCEMENT | 4th QUARTER 2015 ARRIVAL



N MASTER 40' STANDARD HEIGHT CONTAINER

www.atlasrr.com/NFreight/n40shcontainer.htm

The development of shipping containers reached a turning point in the late 1970s when standardization began to take place. Prior to this time numerous designs and sizes of containers were seen throughout the world. The true intermodal era began in the 1980s with the expanding world economy, Panama Canal ship size restrictions, intermodal railway car (wagon) designs and the setting of ISO standards for international shipping containers.

Today's commonly seen steel all-corrugated ISO containers still have some variations, primarily the doors. The new Atlas model will be a standard-height 40-footer which will exhibit a range of door styles, roofs, and front walls to more closely match the variations in the prototype containers seen throughout the world.



FEATURES:

- First time offered in N Scale!
- Separately applied door rods and handles
- Optional separate vents
- Prototypically accurate "beveled" all corrugated sides
- Each set comes as a 2-pack

Road Name/Road Numbers	Item #
NEW MODEL!	
Undecorated 1-(1-1) OUT Doors	50 002 257
Undecorated 1-1 LTR Doors	50 002 258
"Maersk I" (MAEU) Set #1	50 002 259
"Maersk I" (MAEU) Set #2	50 002 260
Safmarine (MSKU) Set #1	50 002 261
Safmarine (MSKU) Set #2	50 002 262
Hanjin "www" (HJCU) Set #1	50 002 263
Hanjin "www" (HJCU) Set #2	50 002 264
DSR-Senator (SPKU) Set #1	50 002 265
DSR-Senator (SPKU) Set #2	50 002 266
Undecorated MSRP:	\$24.95
MSRP:	\$29.95