



SD50 - CSX*




SD50 - Utah Railway+



SD50 - Norfolk & Western+



SD60 - Canadian National



SD60 - EMD



SD60 - GATX Locomotive Group



SD60 - Soo Line



SD60M - BNSF



SD60M - Canadian Pacific



SD60M - CSX*

JULY 2014 ANNOUNCEMENT | 2nd QUARTER 2015 ARRIVAL



N MASTER SD50/60/60M LOCOMOTIVE

www.atlasrr.com/NLoco/nsd5060s4.htm

EMD introduced the SD-50 in the early 1980s with a 16 cylinder, 3500 h.p. engine to attain the power that they had early gotten from a 20 cylinder locomotive. The SD-60 varied little from its predecessor visually, the main changes taking place internally with the aging 645F engine being replaced by the 710G. The two locomotives can be distinguished by the door panels; the SD-50 features four latched doors in six door panels whereas the SD-60 has six latched doors in eight door panels.




FEATURES:

- Directional lighting
- Blackened wheels
- Golden-White LEDs
- Slower speed motor for closer to scale speeds
- AccuMate® magnetic knuckle couplers
- DCC Models are equipped with NCE Decoders
- Separate plow and winterization hatch that can be installed by the modeler

*CSX Licensed Product
+ Actual locomotive does not match model prototype

Road Name/Road Numbers	Analog Item #	DCC Item #
SD-50 LOCOMOTIVE		
Undecorated	40 002 019	40 002 050
NEW PAINT SCHEMES		
CSX* 8541, 8641	40 002 020-40 002 021	40 002 051-40 002 052
Utah Railway+ 6060, 6064	40 002 022-40 002 023	40 002 053-40 002 054
Norfolk & Western+ 6501, 6503, 6504	40 002 024-40 002 026	40 002 055-40 002 057
SD-60 LOCOMOTIVE		
Undecorated	40 002 027	40 002 058
NEW PAINT SCHEMES		
Canadian National 5404, 5414, 5420	40 002 028-40 002 030	40 002 059-40 002 061
EMD 8300, 8301, 8302	40 002 031-40 002 033	40 002 062-40 002 064
GATX Locomotive Group 9014, 9059	40 002 034-40 002 035	40 002 065-40 002 066
Soo Line 6044, 6053	40 002 036-40 002 037	40 002 067-40 002 068
SD-60M LOCOMOTIVE		
Undecorated 2 Window	40 002 038	40 002 069
Undecorated 3 Window	40 002 039	40 002 070
NEW PAINT SCHEMES		
BNSF 8129, 8130, 8131	40 002 040-40 002 042	40 002 071-40 002 073
Canadian Pacific 6258, 6259, 6260, 6262	40 002 043-40 002 046	40 002 074-40 002 077
CSX* 8765, 8768, 8773	40 002 047-40 002 049	40 002 078-40 002 080
MSRP:	\$129.95	\$169.95



Amtrak - GP-7



Boston & Maine



Peabody



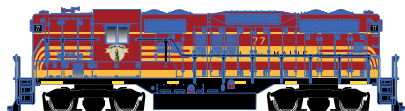
Toledo, Peoria & Western



Amtrak - GP-9



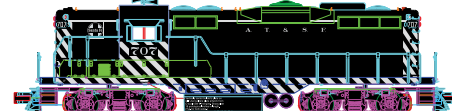
Canadian Pacific



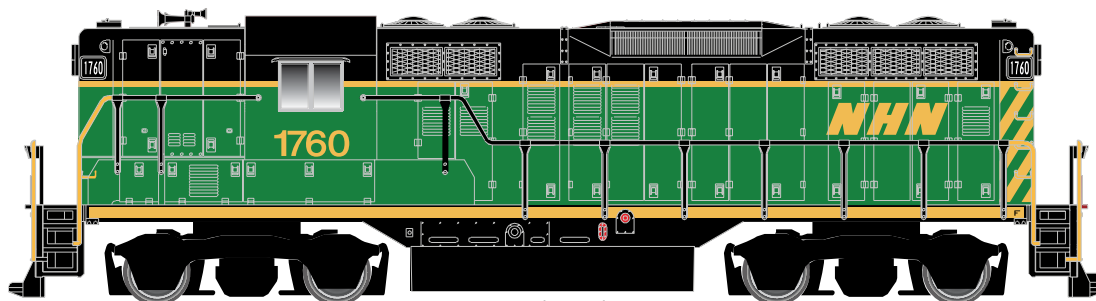
Guilford "B&M Heritage"



Guilford "MEC Heritage"



Santa Fe



New Hampshire Northcoast



AUGUST 2014 ANNOUNCEMENT

2nd QUARTER 2015 ARRIVAL

N MASTER GP-7/9 LOCOMOTIVE

www.atlasrr.com/NLoco/ngp7c.htm

Introduced in 1949, the Electro-Motive 1500hp GP-7 combined the machinery of the F7 with a hood-type carbody that offered high visibility and easy engine access. The GP-7 was used in pulling every conceivable type of train and was sometimes substituted for part of a set of cab units. The GP-9 utilized a 1750hp engine and was visually similar to the GP-7.

NEW PAINT SCHEMES!


FEATURES:

- NCE Decoder (DCC models only)
- Blackened metal wheels
- Directional lighting
- AccuMate® couplers
- Powered low friction drive
- Dual brass flywheels
- Golden-white LEDs


NCE DECODER FEATURES:

- Silent Running™ motor drive
- Both short and long addresses can be programmed on main line (Ops mode)
- Torque Compensation for ultra smooth low speed performance
- Programmable start, mid and maximum speed CVs that work in all speed modes
- Four function outputs with lighting effects generators that allow you to select from 15 different lighting behaviors (ditch lights, Mars light, strobes, beacon, etc)


Road Name/Road Numbers	Standard Item #	DCC Item #
GP-7 PHASE 1 LOCOMOTIVE		
Undecorated w/o Dynamics	40 002 221	_____
NEW PAINT SCHEMES		
Amtrak 762	40 002 167	40 002 186
Boston & Maine 1561, 1565, 1570	40 002 168-40 002170	40 002 187-40 002 189
Peabody 415, 1001	40 002 171-40 002 172	40 002 190-40 002 191
Toledo, Peoria & Western 102, 103	40 002 173-40 002 174	40 002 192-40 002 193
GP-9 LOCOMOTIVE		
Undecorated w/o Dynamics	40 002 222	_____
Undecorated w/ Dynamics	40 002 223	_____
NEW PAINT SCHEMES		
Amtrak 763	40 002 175	40 002 194
Canadian Pacific 8647, 8652, 8691	40 002 176-40 002 178	40 002 195-40 002 197
Guilford "B&M Heritage" 77	40 002 179	40 002 198
Guilford "MEC Heritage" 52	40 002 180	40 002 199
New Hampshire Northcoast 1758, 1760	40 002 181-40 002 182	40 002 200-40 002 201
Santa Fe 707, 715, 721	40 002 183-40 002 185	40 002 202-40 002 204
MSRP:	\$114.95	\$149.95




Baltimore & Ohio*



Detroit & Lima Northern



Chicago, Milwaukee & St. Paul - DL Bush



US Military Railroad - Gen. Haupt

SEPTEMBER 2014 ANNOUNCEMENT | 2nd QUARTER 2015 ARRIVAL



N MASTER 4-4-0 LOCOMOTIVE

www.atlasrr.com/NLoco/n440loco2.htm

The 4-4-0 locomotive was a common sight on North American rails in the 1800s. Approximately 25,000 4-4-0s were produced, before being replaced by larger locomotives in the 1900s. Popularized in American culture and immortalized on movie and TV screens, these locomotives are widely known for their service in the Civil War and in the "Old West".

FEATURES:

- Colorful decoration based on paint schemes from the late 1800s and early 1900s
- Smooth-running motor
- Operating headlight
- Separately-applied bell and handrails
- Factory-equipped with AccuMate® couplers
- Flared or straight stack as per the prototype

*CSX Licensed Product

Road Name/Road Numbers	Item #
Undecorated	40 000 464
Painted/Unlettered	40 000 465
NEW PAINT SCHEMES	
Baltimore & Ohio* 25	40 002 119
Detroit & Lima Northern 7	40 002 120
Chicago, Milwaukee & St. Paul - DL Bush	40 002 121
US Military Railroad - Gen. Haupt	40 002 122
MSRP:	\$119.95





Seaboard System*



Chessie System (B&O)*



Chessie System (C&O)*



Penn Central



Penn Central "Red P"



Southern Pacific "Kodachrome"



VMV Leasing



Southern



OCTOBER 2014 ANNOUNCEMENT

3rd QUARTER 2015 ARRIVAL

N MASTER SD35 LOCOMOTIVE

www.atlasrr.com/NLoco/nsd35c.htm

Between 1964 and 1966, EMD built a total of 360 six-axle 2,500hp SD35 locomotives. An additional 35 steam generator-equipped SDP35 locomotives were also built during this period. These were all part of EMD's "35-Series" which also featured the four-axle, 2,250hp GP35 locomotive. All locomotives included the standard EMD 567-series prime mover. A stock model weighed 360,000 pounds, but many roads chose to add weight to increase the locomotive's tractive effort. From the mid-1960s through the 1980s, the SD-35 could be found in road service on both large and mid-sized roads across the US. Today the number of active units has dwindled to a select few, including those operated by regional railroad Montana Rail Link.



FEATURES:

- Directional lighting
- Walkway safety tread
- Blackened metal wheels
- Scale speed™ motor
- Factory-equipped with AccuMate® knuckle couplers
- Painted handrails
- Golden-white LEDs
- DCC Models are equipped with NCE Decoders

*CSX Licensed Product (HO models shown)

Road Name/Road Numbers	Standard Item #	DCC Item #
LOW HOOD VERSION		
Undecorated w/o HL	40 002 081	40 002 100
Undecorated w/ HL	40 002 082	40 002 101
NEW PAINT SCHEMES		
Seaboard System* 4512, 4521	40 002 083-40 002 084	40 002 102-40 002 103
Chessie System (B&O)* 7405, 7415	40 002 085-40 002 086	40 002 104-40 002 105
Chessie System (C&O)* 7422, 7427	40 002 087-40 002 088	40 002 106-40 002 107
Penn Central 6012, 6028	40 002 089-40 002 090	40 002 108-40 002 109
Penn Central "Red P" 6035	40 002 091	40 002 110
Southern Pacific "Kodachrome" 2968	40 002 092	40 002 111
HIGH HOOD VERSION		
Undecorated	40 002 093	40 002 112
NEW PAINT SCHEMES		
VMV Leasing 2601, 2602	40 002 094-40 002 095	40 002 113-40 002 114
Southern 219, 223, 3018, 3038	40 002 096-40 002 099	40 002 115-40 002 118
MSRP:	\$114.95	\$149.95



Gulf, Mobile & Ohio



Long Island



Lamoille Valley



Rutland



Susquehanna



Louisville & Nashville* (ex-Rutland)



Canadian National



Southern Pacific

NOVEMBER 2014 ANNOUNCEMENT | 3rd QUARTER 2015 ARRIVAL



N CLASSIC RS-3 & RSD-4/5 LOCOMOTIVES

www.atlasrr.com/NLoco/nrs3d.htm

Well over 1,300 RS-3 road-switcher locomotives were built by ALCO between 1950 and 1956. It can be considered one of the most successful four-axle diesel road-switchers ever produced by the builder. During this same time-period, ALCO offered a six-axle road-switcher which was more commonly found in the west. The RSD-4/5 was externally very similar to the RS-3, having six-axle trucks as an obvious spotting feature. They produced the same 1,600hp as an RS-3, but offered increased tractive effort due to the use of a larger generator. Many RSD-4/5s were assigned to operate in mountainous territory (with varying degrees of success) on the Southern Pacific, Santa Fe and the Utah Railway.


NEW PAINT SCHEMES!

FEATURES:

- Golden-white LEDs
- Directional lighting
- Separately-applied painted handrails (where appropriate)
- Blackened metal wheels
- Scale Speed™ motor
- Factory-installed AccuMate® magnetic knuckle couplers
- Accurate painting and printing

*CSX Licensed Product


Road Name/Road Numbers	Item #
RS-3 LOCOMOTIVES	
Undecorated	40 002 225
NEW PAINT SCHEMES	
Gulf, Mobile & Ohio 1515, 1518	40 002 205-40 002 206
Lamoille Valley 7801, 7802	40 002 207-40 002 208
Long Island 1554, 1558	40 002 209-40 002 210
Susquehanna 101, 104	40 002 211-40 002 212
Louisville & Nashville* (ex-Rutland) 261, 264	40 002 213-40 002 214
Rutland 202, 207	40 002 215-40 002 216
Canadian National 3003, 3010	40 002 217-40 002 218
RSD-4/5 LOCOMOTIVES	
Undecorated	42300
NEW PAINT SCHEME	
Southern Pacific 5295, 5303	40 002 219-40 002 220
MSRP:	\$119.95



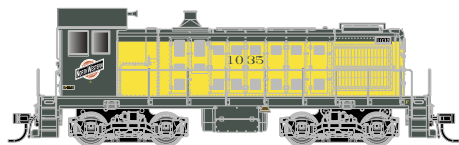
Canadian National




Central Vermont



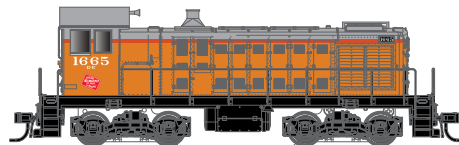
Grand Trunk Western



Chicago & North Western



Lehigh Valley



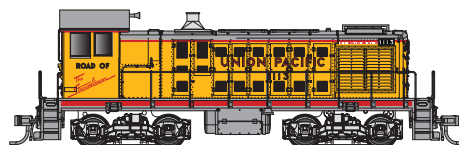
Milwaukee Road



New Haven



Rio Grande



Union Pacific



DECEMBER 2014 ANNOUNCEMENT

3rd QUARTER 2015 ARRIVAL

N MASTER S2 LOCOMOTIVE

www.atlasrr.com/NLoco/ns2a.htm



FEATURES:

- Scaled from actual prototype measurements
- Option for horizontal or vertical radiator shutters
- Fine scale handrails
- Separately-applied coupler cut levers, air hoses, piping, etc.
- Directional LED lighting (includes cab rear headlight)
- Die-cast hood & chassis for improved pulling performance
- Digital-ready chassis
- Dual-flywheels for maximum performance at all speeds
- Factory-equipped with AccuMate® knuckle couplers
- Exceptional painting and printing

DCC OPERATION FEATURES:

- Supports all DCC-programming modes
- Flexible mapping of function keys F0 to F28.
- A total of 4 DCC function outputs are available
- Follows all NMRA DCC standards and recommended practices.

Road Name/Road Numbers

Undecorated

NEW PAINT SCHEMES

Canadian National 8113, 8116
 Central Vermont 8093
 Grand Trunk Western 8110
 Chicago & North Western 1011, 1015, 1035
 Lehigh Valley 150, 159, 162
 Milwaukee Road 1663, 1665, 1669
 New Haven 0602, 0611, 0617
 Rio Grande 111, 114, 117
 Union Pacific 1106, 1113, 1136

Silver Item #

40 000 693
 40 002 123-40 002 124
 40 002 125
 40 002 126
 40 002 127-40 002 129
 40 002 130-40 002 132
 40 002 133-40 002 135
 40 002 136-40 002 138
 40 002 139-40 002 141
 40 002 142-40 002 144

Gold Item #

40 000 712
 40 002 145-40 002 146
 40 002 147
 40 002 148
 40 002 149-40 002 151
 40 002 152-40 002 154
 40 002 155-40 002 157
 40 002 158-40 002 160
 40 002 161-40 002 163
 40 002 164-40 002 166

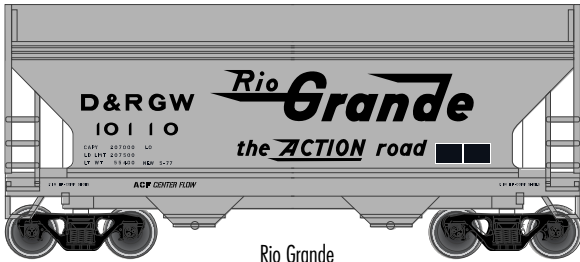
MSRP:

\$119.95

\$239.95

SOUND FUNCTIONALITY FEATURES (GOLD LOCOMOTIVES ONLY):

- Over 20 sound effects are available, including engine start-up and shutdown, prime mover sounds through all eight notches, bell, air horn, air compressor, dynamic brakes and more.
- There are 16 user-selectable horns, 2 user-selectable bells, and 2 user-selectable synchronized brake squeals.
- Manual and Automatic Notching modes with the ability to change modes "on the fly" are provided for true realism.



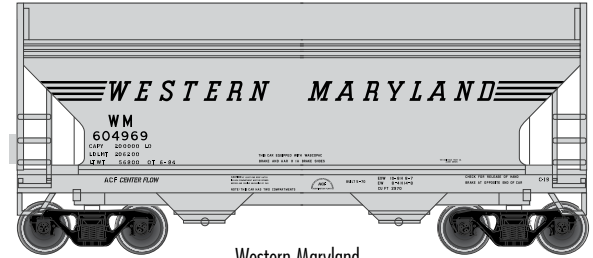
Rio Grande



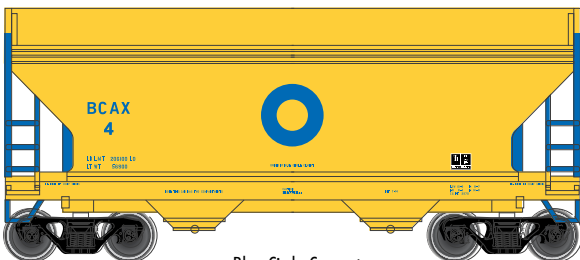
Canadian National (DT&S)



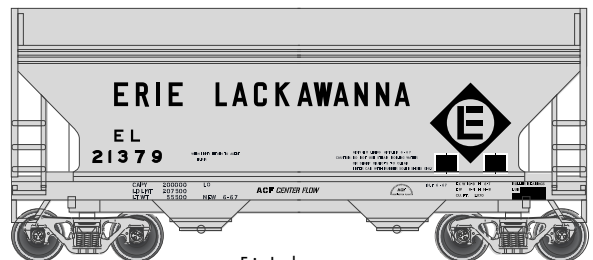
Burlington Northern



Western Maryland



Blue Circle Cement



Erie Lackawanna

JULY 2014 ANNOUNCEMENT | 1st QUARTER 2015 ARRIVAL



N TRAINMAN® 2-BAY CENTERFLOW HOPPER

www.atlastrainman.com/NFreight/tmn2bay.htm

The Atlas N Trainman 2 Bay Centerflow is based on a popular 1970s-1980s ACF design used primarily for transporting cement and similar bulk commodities. These continued to replace the earlier practice of loading bagged cement into box cars.

FEATURES:

- AccuMate® couplers
- Accurate painting and printing



Road Name/Road Numbers

Undecorated

NEW ROAD NUMBERS

- Rio Grande 10110, 10045
- Canadian National (DT&S) 2600, 2615
- Burlington Northern 435705, 435650
- Western Maryland 604969, 604991
- Blue Circle Cement 4, 13
- Erie Lackawanna 21354, 21379

Undecorated MSRP:

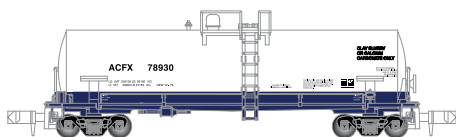
MSRP:

Item #

- 50 001 297
- 50 001 865-50 001 866
- 50 001 867-50 001 868
- 50 001 869-50 001 870
- 50 001 871-50 001 872
- 50 001 873-50 001 874
- 50 001 875-50 001 876

\$12.95

\$16.95



ACFX



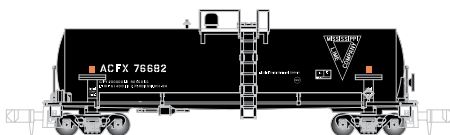
Engelhard




Georgia Kaolin



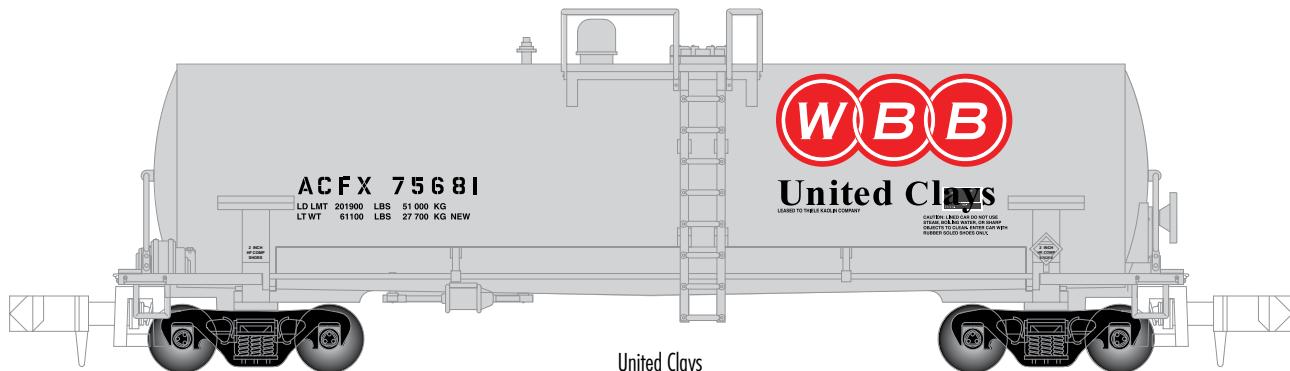
J.M. Huber



Mississippi Lime



Omya



United Clays



JULY 2014 ANNOUNCEMENT | 1st QUARTER 2015 ARRIVAL

N MASTER KAOLIN TANK CAR

www.atlasrr.com/NFreight/nkaolin4.htm


Primarily used to haul kaolin clay slurry for use in the papermaking process, along with many other liquids, the 14,000 gallon non-pressure tank car first built by ACF® in the 1970s adds a modern flavor to any layout. This common tank car can be seen all over the country and is in service today.

NEW PAINT SCHEMES & ROAD NUMBERS!

FEATURES:

- 100-ton roller-bearing trucks
- Separate safety bars
- Accurate painting and lettering
- AccuMate® couplers

Road Name/Road Numbers	Item #
Undecorated	50 001 948
NEW ROAD NUMBERS	
ACFX 72060, 72072, 72089	50 001 949-50 001 951
Engelhard 71971, 71990, 71999	50 001 952-50 001 954
Georgia Kaolin 75787, 75791, 75796	50 001 955-50 001 957
J.M. Huber 75880, 75884, 75895	50 001 958-50 001 960
NEW PAINT SCHEMES	
Mississippi Lime 76682, 76684, 76696	50 001 961-50 001 963
NEW ROAD NUMBERS	
Omya 206030, 206039, 206043	50 001 964-50 001 966
NEW PAINT SCHEMES	
United Clays 75681	50 001 967
Undecorated MSRP:	\$22.95
MSRP:	\$27.95



Ashley Drew & Northern



Rail box (small logo)



Bath & Hammondsport+



BNSF+



Clarendon & Pittsford



Norfolk Southern (NS late repaint)+



Norfolk Southern (SOU)+



US Army+

AUGUST 2014 ANNOUNCEMENT | 1st QUARTER 2015 ARRIVAL



N TRAINMAN® ACF® 50'6" BOX CAR

www.atlastrainman.com/NFreight/tmn506boxcar.htm

In 1974, ACF® built the first box car for Railbox, a subsidiary of the Trailer Train Company. They went on to produce 5,400 50' cars over the next six years, receiving large orders from Class I railroads, shortlines and box car leasing companies. These box cars have a 50' 6" interior length designed to fit slightly larger Plate C dimensions. This yielded a capacity of nearly 5,300 cubic feet. Most of the cars were built with non-cushioned underframes.

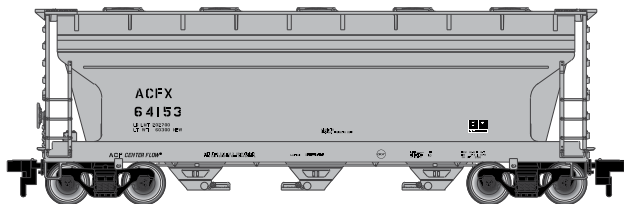
NEW PAINT SCHEMES & ROAD NUMBERS!

FEATURES:


- Prototypical non-terminating corrugated ends
- Diagonal paneled roof
- Single 10-foot YSD design sliding door (non-operating)
- Detailed cross-member attachment rivets on the side sills
- Weighted, detailed underframes
- True scale dimensions with accurate details
- Equipped with AccuMate® knuckle couplers

* paint scheme is accurate for 12-post cars not manufactured by ACF.


Road Name/Road Numbers	Item #
Undecorated	50 002 036
NEW ROAD NUMBERS	
Ashley Drew & Northern 8022, 8036	50 001 532-50 001 533
Rail box (small logo) 30220, 30293	50 001 534-50 001 535
NEW PAINT SCHEMES	
Bath & Hammondsport+ 25108, 25221	50 001 536-50 001 537
BNSF+ 725693, 725713	50 001 538-50 001 539
Clarendon & Pittsford 3131, 3153	50 001 540-50 001 541
Norfolk Southern (NS late repaint)+ 402009, 402011	50 001 542-50 001 543
Norfolk Southern (SOU)+ 523025, 523069	50 001 544-50 001 545
US Army+ 29419, 29424	50 001 546-50 001 547
Undecorated MSRP:	\$13.95
MSRP:	\$17.95




ACFX



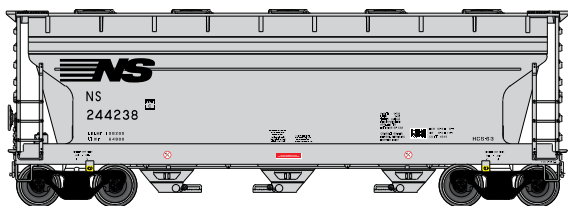
Norchem



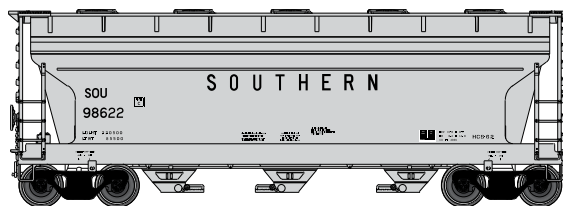
Gardinier, Inc.



Niagara of Wisconsin



Norfolk Southern



Southern



AUGUST 2014 ANNOUNCEMENT | 2nd QUARTER 2015 ARRIVAL

N TRAINMAN® 3560 COVERED HOPPER

www.atlastrainman.com/NFreight/tmn3560.htm

The three-compartment ACF® 3560 Center Flow Covered Hopper was designed for the transport of high-density dry bulk loadings of 50 – 60 pounds per cubic foot. Examples of these commodities include salt, fertilizer, starch, bauxite, and clay. The 100-ton car was designed to fit into the smallest modern plate diagram dimensions, Plate B.


NEW PAINT SCHEMES & ROAD NUMBERS!

FEATURES:

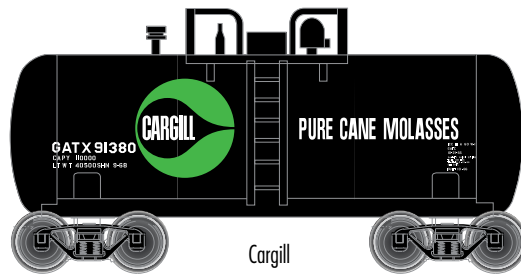
- V-frame ends
- Side sheet weld seams
- Roping staples
- Five roof hatches
- Body mounted brake gear
- True scale dimensions with accurate details
- Weighted, detailed underframes
- Equipped with AccuMate® knuckle couplers

≠ paint scheme is accurate for similar ACF 4036 3-Bay Covered Hopper Car

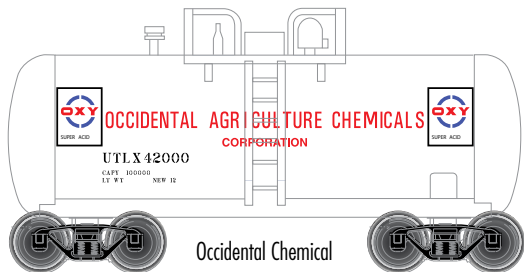
Road Name/Road Numbers	Item #
Undecorated	50 001 882
NEW ROAD NUMBERS	
ACFX 64153, 64181	50 001 883-50 001 884
Norchem 64274, 64295	50 001 885-50 001 886
NEW PAINT SCHEMES	
Gardinier, Inc. 62919, 62933	50 001 887-50 001 888
Niagara of Wisconsin 63403, 63415	50 001 889-50 001 890
Norfolk Southern≠ 244238, 244318	50 001 891-50 001 892
Southern≠ 98622, 98891	50 001 893-50 001 894
Undecorated MSRP:	\$13.95
MSRP:	\$17.95




Dow Chemical



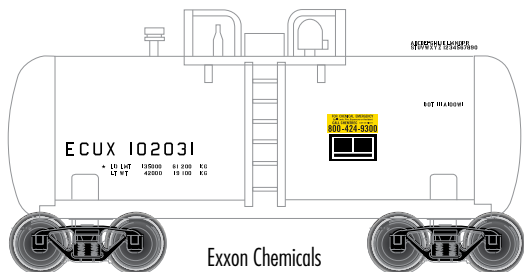
Cargill




Occidental Chemical



Nalco Chemical



Exxon Chemicals



Velsicol Chemical Company

SEPTEMBER 2014 ANNOUNCEMENT | 2nd QUARTER 2015 ARRIVAL



N TRAINMAN® BEER CAN SHORTY TANK CAR

www.atlastrainman.com/NFreight/tmnbeercan.htm

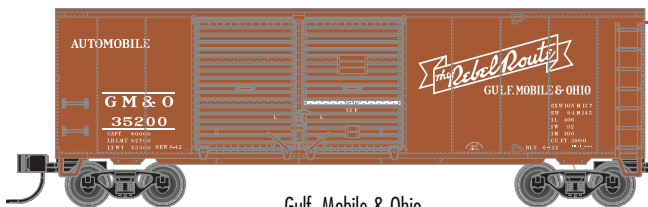
The term "beer can tank car" came from the vague appearance of short wheelbase stub-sill tank cars. The Atlas model depicts a non-insulated circa 10,000 gallon tank car used for a wide variety of products ranging from chemicals to food products.

FEATURES:


- Ladder detail
- Dome detail
- Accurate painting and printing
- Ready-to-run
- AccuMate® couplers



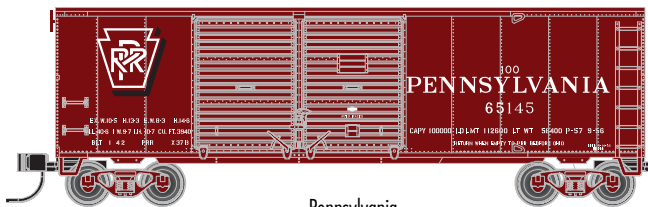
Road Name/Road Numbers	Item #
Undecorated	50 002 038
NEW PAINT SCHEMES	
Dow Chemical 9530, 9525	50 001 853-50 001 854
Cargill 91380, 91389	50 001 855-50 001 856
Occidental Chemical 42000, 42004	50 001 857-50 001 858
Nalco Chemical 55183, 55180	50 001 859-50 001 860
Exxon Chemicals 102031, 102038	50 001 861-50 001 862
Velsicol Chemical Company 10002, 10006	50 001 863-50 001 864
Undecorated MSRP:	\$13.95
MSRP:	\$18.95



Gulf, Mobile & Ohio



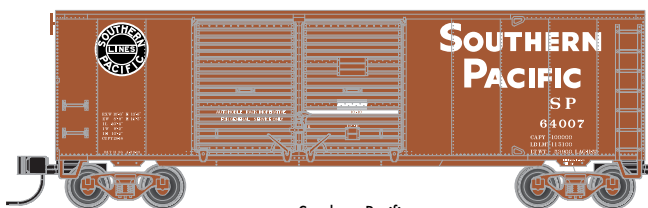
Norfolk Southern



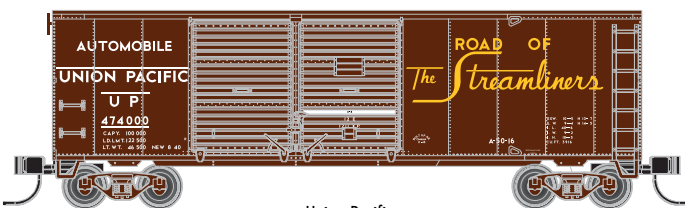
Pennsylvania



Santa Fe



Southern Pacific



Union Pacific



SEPTEMBER 2014 ANNOUNCEMENT | 2nd QUARTER 2015 ARRIVAL

N TRAINMAN® 40' DOUBLE DOOR BOX CAR

www.atlastrainman.com/NFreight/tmn40ddboxcar.htm

The Atlas 40' Double Door Box Car was created to represent the generic 40' foot double door design that was inspired by the 1937 AAR box car. In addition a number of railroads constructing their own versions, car manufacturers such as American Car & Foundry, Pullman Standard and Magor Car also contributed to the design. The 40' Double Door box car was primarily designed to haul automobiles and were often specially equipped with loading racks to pack as many vehicles as possible within the space allowed.

FEATURES:

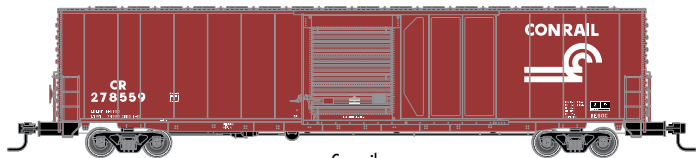
- Newly tooled sides and ends
- Youngstown doors
- Improved Dreadnaught ends
- Crisp detailing
- Accurate painting and printing
- AccuMate® couplers

Road Name/Road Numbers

Road Name/Road Numbers	Item #
Undecorated	50 002 035
NEW PAINT SCHEMES	
Gulf, Mobile & Ohio 35201, 35249	50 001 919-50 001 920
Norfolk Southern 26000, 26004	50 001 921-50 001 922
Pennsylvania 64959, 64145	50 001 923-50 001 924
Santa Fe 6348, 6383	50 001 925-50 001 926
Southern Pacific 64007, 64040	50 001 927-50 001 928
Union Pacific 474000, 474007	50 001 929-50 001 930

Undecorated MSRP: \$14.95
MSRP: \$19.95





Conrail



Cotton Belt



Norfolk & Western



Western Maryland*



Canadian National



Canadian Pacific (CPAA)



Chesapeake & Ohio*



Detroit, Toledo & Ironton

OCTOBER 2014 ANNOUNCEMENT | 2nd QUARTER 2015 ARRIVAL



N MASTER 60' ACF® AUTO PARTS BOX CAR

www.atlasrr.com/NFreight/nauto5.htm

Built by American Car & Foundry in the late 1960s and early 1970s, the 60' Auto Parts Box Cars serviced assembly plants and component suppliers across the nation. The cars were equipped with either single or double doors, offering easy access to the freight inside, serving the auto industry well with their versatility. Many of these cars can still be found in service today throughout North America.

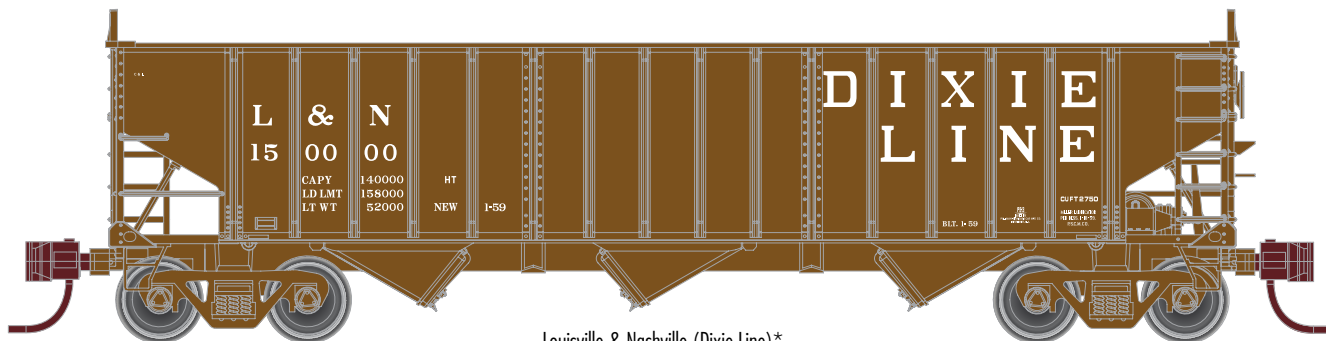
FEATURES:

- 70-ton roller-bearing trucks
- Deluxe-style positionable door
- Prototypical painting and lettering
- Die-cast underframe with realistic details and separate end ladders
- AccuMate® operating knuckle couplers
- Roof overspray

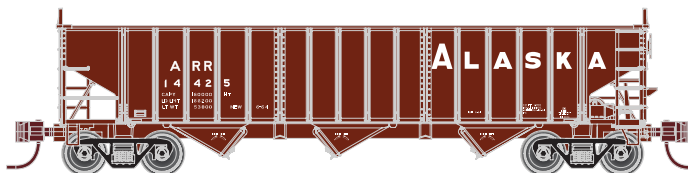
*CSX Licensed Product (Previous run models shown)



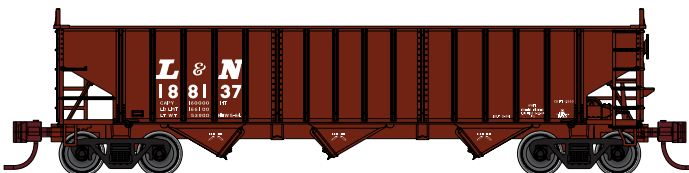
Road Name/Road Numbers	Item #
SINGLE DOOR AUTO PARTS BOX CAR	
Undecorated - Single Door	50 001 984
NEW PAINT SCHEME	
Conrail 278443, 278559	50 001 985-50 001 986
NEW ROAD NUMBERS	
Cotton Belt 63310, 63400	50 001 987-50 001 988
Norfolk & Western 600906, 600918	50 001 989-50 001 990
Western Maryland* 495975, 495979	50 001 991-50 001 992
DOUBLE DOOR AUTO PARTS BOX CAR	
Undecorated - Double Door	50 001 993
NEW PAINT SCHEME	
Canadian National 598809, 598536	50 001 994-50 001 995
NEW ROAD NUMBERS	
Canadian Pacific (CPAA) 205080, 205091	50 001 996-50 001 997
Chesapeake & Ohio* 488704, 488734	50 001 998-50 001 999
Detroit, Toledo & Ironton 25804, 25810	50 002 000-50 002 001
Undecorated MSRP:	\$14.95
MSRP:	\$19.95



Louisville & Nashville (Dixie Line)*



Alaska Railroad



Louisville & Nashville (Italic)*



Seaboard System*



OCTOBER 2014 ANNOUNCEMENT | 2nd QUARTER 2015 ARRIVAL

N MASTER PS 2750/2960 TRIPLE HOPPER

www.atlasrr.com/NFreight/nps2750a.htm

In the 1950s Pullman-Standard began offering new standard designs for their coal hoppers. One of these was the 70-ton three bay coal hopper with a rated volume of 2,750 cubic feet. The carbody had sixteen side posts and was available with and without heap shields. Later an 80-ton version was offered using the same length frame but having a taller body with a rated volume of 2,960 cubic feet. The cars were built from 1954-1960 (2750 cf) and 1964-1971 (2960 cf).

FEATURES:

- Fifteen Panels
- Sixteen Side Posts
- Die-cast hopper and center sill construction
- Late 20th century prototype (New cars were built from 1954-1971)
- Optional heap shields
- Pullman-Standard Design
- Over 16,000 cars built

*CSX Licensed Product


Road Name/Road Numbers	Item #
Undecorated - PS 2750 Triple Hopper	50 001 657
Undecorated - PS 2960 Triple Hopper	50 001 658
PS 2750 TRIPLE HOPPER - NEW PAINT SCHEMES	
Louisville & Nashville (Dixie Line)* 150000, 150212, 150534, 150956	50 001 968-50 001 971
PS 2960 TRIPLE HOPPER - NEW MODEL	
Alaska Railroad 14400, 14420, 14425, 14449	50 001 972-50 001 975
Louisville & Nashville (Italic)* 188113, 188137, 188311, 188338	50 001 976-50 001 979
Seaboard System* 323079, 323123, 323319, 323354	50 001 980-50 000 983

Undecorated MSRP: \$18.95
MSRP: \$22.95






Atlanta & St. Andrews Bay



BNSF




British Columbia



Chessee System "Safety #6"*



Chessee System "Handle with Care" *



Chicago & Illinois Midland



CSX "Chicago Terminal"*




CSX "Safety Caboose 20th Anniversary"* - Side A



CSX "Safety Caboose 20th Anniversary"* - Side B



Family Lines (SCL)*



New England Central

NOVEMBER 2014 ANNOUNCEMENT | 2nd QUARTER 2015 ARRIVAL

**N
SCALE**

N MASTER EXTENDED VISION CABOOSE

www.atlasrr.com/NFreight/nevcaboose5.htm

Based on prototypes that were built during the 1960s, these cabooses were popular on railroads from coast-to-coast.

NEW PAINT SCHEMES!

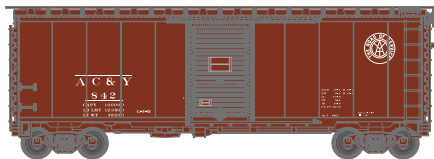
FEATURES:

- Thin endrails
- Window glazing
- Separate brake cylinder
- Open smoke stack
- Triple valve and air reservoir
- Roller-bearing caboose trucks
- Roofwalk where appropriate
- Accurate painting and lettering

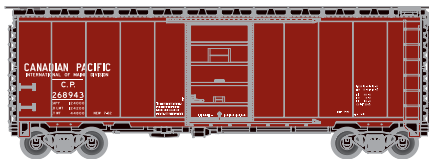
*CSX Licensed Product

Road Name/Road Numbers	Item #
Undecorated-EV (w/o roofwalk)	50 002 033
Undecorated-EV (w/roofwalk)	50 002 034
NEW PAINT SCHEMES	
Atlanta & St. Andrews Bay 10	50 002 018
BNSF 10026	50 002 019
British Columbia 1879, 1880	50 002 020-50 002 021
Chessee System "Safety #6"* 903285	50 002 022
Chessee System "Handle with Care" * 903103, 903118	50 002 023-50 002 024
Chicago & Illinois Midland 273, 276	50 002 025-50 002 026
CSX "Chicago Terminal"* 900433	50 002 027
CSX "Safety Caboose 20th Anniversary"* 903180	50 002 028
Family Lines (SCL)* 05743, 05756	50 002 029-50 002 030
New England Central 4044	50 002 031

Undecorated MSRP: \$15.95
MSRP: \$28.95



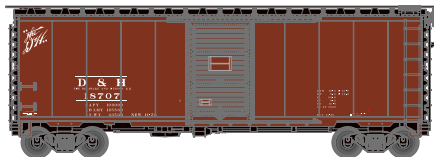
Akron, Canton & Youngstown



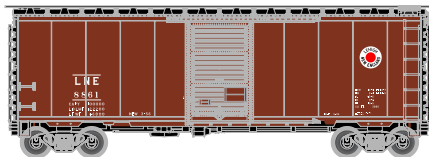
Canadian Pacific



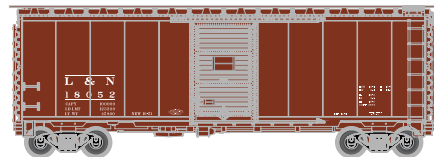
Chicago North Western



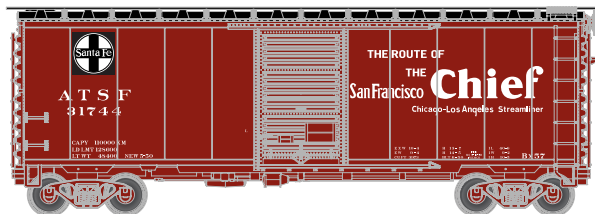
Delaware & Hudson



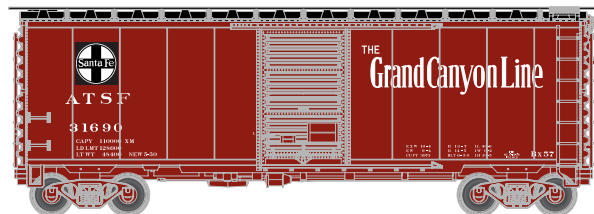
Lehigh New England



Louisville & Nashville



Santa Fe - Chief



Santa Fe - Grand Canyon



NOVEMBER 2014 ANNOUNCEMENT

2nd QUARTER 2015 ARRIVAL

N MASTER 40' PS-1 BOX CAR WITH 6' DOORS

www.atlasrr.com/NFreight/n40boxcar2.htm

The 40' Boxcar is widely known as one of the most popular freight cars used by railroads as they transitioned from steam to diesel. In particular the Pullman Standard or PS-1 design was one of the most popular and was widely used by North American railroads. These boxcars were built beginning in 1947 and share the same basic design, with certain elements such as door size, door style or roof type varying among the different railroads and production years. When production of these cars ceased in 1963, over 100,000 had been produced.



FEATURES:

- Body mounted Accumate couplers
- Barber S-2A 50-ton trucks with metal wheels
- Separately applied ladders
- Etched metal roof walk
- 12 stiffener roof
- Ajax and Miner brake wheels
- This run features 6' doors

*CSX Licensed Product

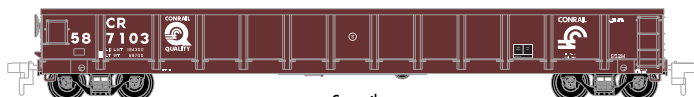
Road Name/Road Numbers	Item #
NEW BODY STYLE	
Undecorated - 6' Door / 12 Stiffener Roof	50 001 931
Akron, Canton & Youngstown 842, 704	50 001 932-50 001 933
Canadian Pacific 268804, 268943	50 001 934-50 001 935
Chicago North Western 6825, 7543	50 001 936-50 001 937
Delaware & Hudson 18707, 18494	50 001 938-50 001 939
Lehigh New England 8861, 9049	50 001 940-50 001 941
Louisville & Nashville* 18052, 18301	50 001 942-50 001 943
Santa Fe - Chief 31730, 31744	50 001 944-50 001 945
Santa Fe - Grand Canyon 31626, 31690	50 001 946-50 001 947
Undecorated MSRP:	\$21.95
MSRP:	\$27.95



Burlington Northern



Canadian National



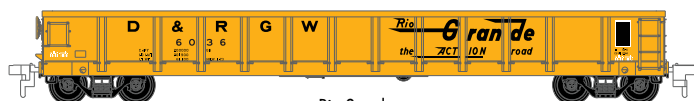
Conrail



CSX*



Erie Lackawanna



Rio Grande

DECEMBER 2014 ANNOUNCEMENT | 3rd QUARTER 2015 ARRIVAL



N MASTER EVANS 52' GONDOLA

www.atlasrr.com/NFreight/nevgondola3.htm

The Southern Iron and Equipment Company (SIECO) of Atlanta, Georgia, began manufacturing gondolas in the mid-1970s. The Evans Company took control of SIECO in the early 1980s, producing the gondola under their own specifications. The gondola is still in use in North America today. This Atlas N scale gondola will find as many uses on your model railroad as the prototype did on the great rail lines of America.

FEATURES:

- True scale dimensions with accurate details
- Separately applied end and side ladders
- 100 Ton roller-bearing trucks with offset shank AccuMate® couplers
- Die-cast under frame
- Painting and lettering accurate for similar 52' gondolas

*CSX Licensed Product



Road Name/Road Numbers	Item #
Undecorated	50 002 032
NEW PAINT SCHEMES	
Burlington Northern 577400, 577477, 577534, 577555	50 001 895-50 001 898
Canadian National 136623, 136647, 136742, 136744	50 001 899-50 001 902
Conrail 587103, 587131, 587137, 587171	50 001 903-50 001 906
CSX* 587101, 587107, 587116, 587127	50 001 907-50 001 910
Erie Lackawanna 44466, 44543, 44562, 44599	50 001 911-50 001 914
Rio Grande 6000, 6012, 6023, 6036	50 001 915-50 001 918
Undecorated MSRP:	\$14.95
MSRP:	\$19.95



Norfolk Southern "Pier 6"




Chicago North Western



CSX (NYC)*



Union Pacific



Northern Pacific



Bessemer & Lake Erie



DECEMBER 2014 ANNOUNCEMENT

3rd QUARTER 2015 ARRIVAL

N TRAINMAN® 90 TON HOPPER

www.atlastrainman.com/NFreight/tmn90ton.htm

The Atlas 90-ton hopper is one of the more ubiquitous coal hopper cars in North America. The model fits most three bay 90- and 100-ton coal hoppers built for railroads and private carriers during the 1960s-1980s (and many still running into the 21st Century).

FEATURES:

- Colorful painting and printing
- Equipped with AccuMate® operating knuckle couplers

**CSX Licensed Product (HO models shown)*



Road Name/Road Numbers	Item #
Undecorated	50 002 037
NEW PAINT SCHEME	
Norfolk Southern "Pier 6" 146313	50 002 002
NEW ROAD NUMBERS	
Chicago North Western 135209, 135242, 135260	50 002 003-50 002 005
CSX (NYC)* 494186, 494199, 494225	50 002 006-50 002 008
Union Pacific 18108, 18114, 18126	50 002 009-50 002 011
Northern Pacific 73640, 73666, 73672	50 002 012-50 002 014
Bessemer & Lake Erie 50101, 50112, 50125	50 002 015-50 002 017
Undecorated MSRP:	\$13.95
MSRP:	\$18.95