




Jersey Central



Nickel Plate Road



Pacific Great Eastern



Penn Central



Seaboard Coast Line*



Vermont Railway



Ferrocarril Del Pacifico



N de M



Southern Pacific

JANUARY 2014 ARRIVAL



N MASTER RS-3 & RSD-4/5 LOCOMOTIVES

www.atlasrr.com/NLoco/nrs3c.htm

To Order Online - RS-3: <http://shop.atlasrr.com/c-739-n73.aspx> - RSD-4/5: <http://shop.atlasrr.com/c-729-n715.aspx>

Well over 1,300 RS-3 road-switcher locomotives were built by ALCO between 1950 and 1956. It can be considered one of the most successful four-axle diesel road-switchers ever produced by the builder. These 1,600hp locomotives were powered by an ALCO 244 V-12 engine which was complemented by rugged GE electrical components. The RS-3 was truly a versatile locomotive. It could be found in virtually every type of service from passenger and commuter runs to heavy-haul and local freight assignments. Original owners of the RS-3 tended to be in the eastern and central regions of the US (with heavier concentrations in the northeast and southeast).

FEATURES:

- Golden-white LEDs
- Directional lighting
- Separately-applied painted handrails (where appropriate)
- Blackened metal wheels
- Scale Speed™ motor
- Factory-installed AccuMate® magnetic knuckle couplers
- Accurate painting and printing

*CSX Licensed Product



Road Name/Road Numbers

Item #

RS-3 LOCOMOTIVES

Undecorated	42000
NEW PAINT SCHEMES	
Jersey Central 1542, 1544	40 000 520-40 000 521
Nickel Plate Road 541, 554	40 000 522-40 000 523
Pacific Great Eastern 568, 571	40 000 524-40 000 525
Penn Central 5233, 5340	40 000 526-40 000 527
Seaboard Coast Line* 1165, 1167	40 000 528-40 000 529
Vermont Railway 603, 604	40 000 530-40 000 531

RSD-4/5 LOCOMOTIVES

Undecorated	42300
NEW PAINT SCHEMES	
Ferrocarril del Pacifico 807, 818	40 000 532-40 000 533
N de M 6900, 6901	40 000 534-40 000 535
Southern Pacific 2884, 2885	40 000 536-40 000 537

MSRP:

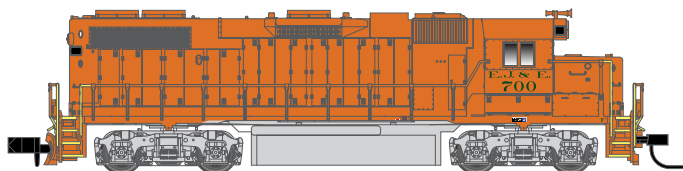
\$119.95




Canadian Pacific



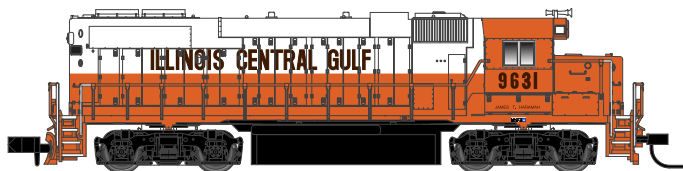
Detroit, Toledo & Ironton



Elgin, Joliet & Eastern



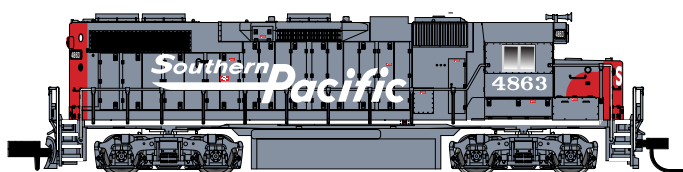
Guilford (B&M)



Illinois Central Gulf



Kansas City Southern



Southern Pacific



St. Lawrence & Hudson



1ST QUARTER 2014 ARRIVAL

N MASTER GP38-2 LOCOMOTIVE

www.atlasrr.com/NLoco/ngp38-2d.htm
 To Order Online: <http://shop.atlasrr.com/c-629-n120.aspx>

The Dash 2 locomotive series, unveiled by EMD in 1972, featured significant changes, such as a solid-state, modular electrical control system and improved engine components designed to increase traction and reduce exhaust emissions. A reliable work-horse, the GP38-2 remains one of the most successful locomotives ever built. Most are still in service today.

NEW PAINT SCHEMES!

FEATURES:

- Golden-white LEDs
- Painted safety rails
- Directional lighting
- Blackened metal wheels
- Scale Speed™ motor
- Factory-installed AccuMate® magnetic knuckle couplers
- Separately-applied coupler cut levers
- Now with NCE Decoders!
- Non-Dynamic, Dynamic, and Extended Range Dynamic Brakes used where appropriate
- Pilot: Standard or with Snow Plow

Road Name/Road Numbers	Standard Item #	DCC Item #
Undecorated w/ a Dynamic Brakes	47600	_____
Undecorated w/ Dynamic Brakes	47601	_____
Undecorated w/ Extended Range Dynamic Brakes	47602	42000
NEW PAINT SCHEMES		
Canadian Pacific 4508	40 000 731	40 000 628
Canadian Pacific 4510, 4511	40 000 606-40 000 607	40 000 629-40 000 630
Detroit Toledo & Ironton 220, 223, 225	40 000 608-40 000 610	40 000 631-40 000 633
Elgin, Joliet & Eastern 700, 701, 702	40 000 611-40 000 613	40 000 634-40 000 636
Guilford (B&M) 205, 207, 211	40 000 614-40 000 616	40 000 637-40 000 639
Illinois Central Gulf 9609, 9616, 9636	40 000 617-40 000 619	40 000 640-40 000 642
Kansas City Southern 1418, 1417, 1420	40 000 620-40 000 622	40 000 643-40 000 645
Southern Pacific 4850, 4859, 4863	40 000 623-40 000 625	40 000 646-40 000 648
St. Lawrence & Hudson 7306, 7308	40 000 626-40 000 627	40 000 649-40 000 650
MSRP:	\$119.95	\$154.95



Baltimore & Ohio*



Missouri Pacific



Southern



Terminal Railway of St. Louis



Burlington Route



Frisco



Union Pacific

1st QUARTER 2014 ARRIVAL



N MASTER VO-1000 LOCOMOTIVE

www.atlasrr.com/NLoco/nvo1000b.htm

To Order Online: <http://shop.atlasrr.com/c-758-n91.aspx>

Built by Baldwin in the 1940s, the VO-1000 diesel locomotives could be found in both yard and mainline service across the country. Atlas' version is a true replica of the handsome engine.

FEATURES:


- Now with NCE Decoders!
- Directional lighting
- Step guards and exhaust stacks as appropriate per railroad
- Blackened metal wheels
- Factory-equipped with AccuMate® knuckle couplers
- Slower speed motor for closer to scale speeds
(Note: You cannot convert these locomotives to Rapido couplers.)

*CSX Licensed Product

NEW PAINT SCHEMES & ROAD NUMBERS!

Road Name/Road Numbers	Standard Item #	DCC Item #
Undecorated w/ Step Guards	40 000 601	_____
Undecorated w/o Step Guards	40 000 602	_____
NEW ROAD NUMBERS		
Baltimore & Ohio* 412, 416, 417	40 000 538-40 000 540	40 000 552-40 000 554
Missouri Pacific 9118, 9119	40 000 545-40 000 546	40 000 559-40 000 560
Southern 2205	40 000 547	40 000 561
Terminal Railway of St. Louis 592, 596	40 000 548-40 000 549	40 000 562-40 000 563
NEW PAINT SCHEMES		
Burlington Route 9352, 9355	40 000 541-40 000 542	40 000 555-40 000 556
Frisco 222, 226	40 000 543-40 000 544	40 000 557-40 000 558
Union Pacific 1059, 1060	40 000 550-40 000 551	40 000 564-40 000 565
MSRP:	\$109.95	\$144.95

An amazing technological feat that allows full featured sounds in an N scale switcher!



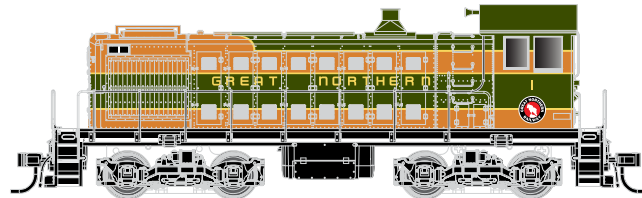
Boston & Maine



Canadian Pacific




Erie Lackawanna



Great Northern



Pennsylvania



Santa Fe



Southern

N SCALE

1st QUARTER 2014 ARRIVAL

N MASTER S-2 LOCOMOTIVE

www.atlasrr.com/NLoco/ns2.htm
To Order Online: <http://shop.atlasrr.com>

Built by the American Locomotive Company (Alco) the low-hood S-2 was introduced in 1940 to replace Alco's earlier high-hood switchers. The 1000 horsepower S-2 was a turbocharged version of the S-1. There were 1,502 S-2s sold to North American Railroads. The versatility of the S-2s was evidenced by their service on mainline, shortline and industrial railroads.

FEATURES:

- Scaled from actual prototype measurements
- Option for horizontal or vertical radiator shutters
- Fine scale handrails
- Separately-applied coupler cut levers, air hoses, piping, etc.
- Directional LED lighting (includes cab rear headlight)
- Die-cast hood & chassis for improved pulling performance
- Digital-ready chassis
- Dual-flywheels for maximum performance at all speeds
- Factory-equipped with AccuMate® knuckle couplers
- Exceptional painting and printing

DCC OPERATION FEATURES:

- Supports all DCC-programming modes
- Flexible mapping of function keys F0 to F28.
- A total of 4 DCC function outputs are available
- Follows all NMRA DCC standards and recommended practices

Road Name/Road Numbers	Silver (DCC Ready) Item #	Gold (ESU) Item #
Undecorated	40 000 693	40 000 712
Boston & Maine 1260, 1261	40 000 694-40 000 695	40 000 713-40 000 714
Canadian Pacific 7013, 7061, 7091	40 000 696-40 000 698	40 000 715-40 000 717
Erie Lackawanna 533, 541, 542	40 000 699-40 000 701	40 000 718-40 000 720
Great Northern "Empire Builder" 1, 4	40 000 702-40 000 703	40 000 721-40 000 722
Pennsylvania 5659, 9106, 9108	40 000 704-40 000 706	40 000 723-40 000 725
Santa Fe 2350, 2357, 2367	40 000 707-40 000 709	40 000 726-40 000 728
Southern 2228, 2229	40 000 710-40 000 711	40 000 729-40 000 730
MSRP:	\$119.95	\$239.95

SOUND FUNCTIONALITY FEATURES (GOLD LOCOMOTIVES ONLY):

- Over 20 sound effects are available, including engine start-up and shutdown, prime mover sounds through all eight notches, bell, air horn, air compressor, dynamic brakes and more.
- There are 16 user-selectable horns, 2 user-selectable bells, and 2 user-selectable synchronized brake squeals.
- Manual and Automatic Notching modes with the ability to change modes "on the fly" are provided for true realism.

**NEW MODEL
FEATURING ESU
LOKSOUND!**



Chessie System*



Delaware & Hudson



Lehigh Valley



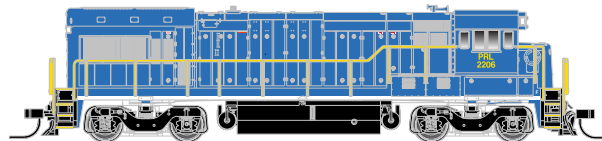
Santa Fe



Family Lines (SBD)*



Western Pacific



Penn Eastern

(Models from previous runs)

1st QUARTER 2014 ARRIVAL



N MASTER U23B LOCOMOTIVE

www.atlasrr.com/NLoco/nu23b4.htm
 To Order Online: <http://shop.atlasrr.com/c-626-n118.aspx>

Powered by a V12 FDL prime mover, the 2250 hp U23B was GE's intermediate-sized four-axle road-switcher of the late 1960s through the mid 1970s. The U23B's direct competitor during this period was the very successful EMD GP38. In 10 years of production, from 1968 through 1977, a total of 481 units were produced, making this the second best seller of GE's "Universal Series" locomotives. The first units were delivered to the Delaware & Hudson in August and September 1968. CSX predecessors Chesapeake & Ohio and Louisville & Nashville had a combined fleet of 120 units, giving CSX one of the larger active fleets in later years. Penn Central, Santa Fe and Missouri Pacific also purchased sizeable fleets of U23Bs.

NEW PAINT SCHEMES & ROAD NUMBERS!

FEATURES:

- NCE Decoder (DCC models only)
- Separate coupler cut lever
- Operational low nose headlight (used where appropriate)
- Both DCC ready and DCC equipped versions
- Cab with 4 or 2 side windows (as appropriate per road name)
- Directional lighting
 - Golden white LEDs
- Painted safety rails
 - Blackened metal wheels
- Dual flywheel equipped 5-pole skewed armature motor with a low friction mechanism
- Factory-installed AccuMate® magnetic knuckle couplers!

Road Name/Road Numbers	Standard Item #	DCC Item #
Undecorated w/o Low Nose HL, AAR-B Trucks	45900	_____
Undecorated w/o Low Nose HL, FB-2 Trucks	45901	_____
Undecorated w/ Low Nose HL, FB-2 Trucks	45902	_____
NEW ROAD NUMBERS		
Chessie System* 2303, 2308, 2323	40 000 651-40 000 653	40 000 672-40 000 674
Delaware & Hudson 2307, 2309, 2304	40 000 654-40 000 656	40 000 675-40 000 677
Lehigh Valley 503, 507, 509	40 000 660-40 000 662	40 000 681-40 000 683
Santa Fe 6319, 6337, 6342	40 000 666-40 000 668	40 000 687-40 000 689
Western Pacific 2254, 2256, 2261	40 000 669-40 000 671	40 000 690-40 000 692
NEW PAINT SCHEMES		
Family Lines* 2712, 2736, 2745	40 000 657-40 000 659	40 000 678-40 000 680
Penn Eastern 2202, 2204, 2206	40 000 663-40 000 665	40 000 684-40 000 686
MSRP:	\$119.95	\$154.95

*CSX Licensed Product



Arizona Eastern



Amtrak "Pepsi Can"



CSX*



Seminole Gulf



BC Rail



BNSF



Santa Fe



Southern Pacific

(HO models shown)

**N
SCALE**

2nd QUARTER 2014 ARRIVAL

N MASTER DASH 8-40B/BW/32BHW LOCOMOTIVE

www.atlasrr.com/NLoco/ndash840b2.htm
To Order Online: <http://shop.atlasrr.com/c-722-n68.aspx>

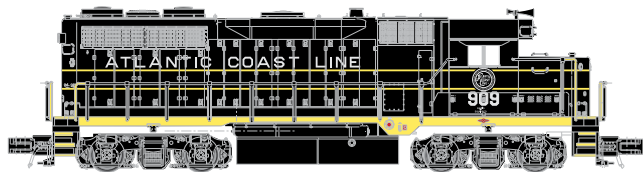
**NEW PAINT
SCHEMES &
ROAD NUMBERS!**

FEATURES:

- Directional lighting
- Painted safety rails
- Blackened metal wheels
- Factory-equipped with AccuMate® knuckle couplers
- Scale Speed™ motor
- Golden-white LEDs
- Standard cab or gull wing cab as appropriate
- Two versions: Decoder-equipped (NCE) or non-decoder equipped

*CSX Licensed Product

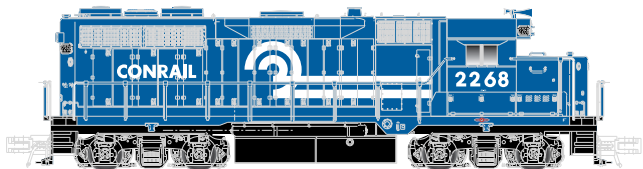
Road Name/Road Numbers	Standard Item #	DCC Item #
DASH 8-40B LOCOMOTIVES		
Undecorated	48700	_____
NEW PAINT SCHEMES		
Arizona Eastern 4000, 4003, 4008	40 000 470-40 000 472	40 000 495-40 000 497
NEW ROAD NUMBERS		
BC Rail 3904, 3906, 3909	40 000 473-40 000 475	40 000 498-40 000 500
CSX* 5965, 5970, 5972	40 000 476-40 000 478	40 000 501-40 000 503
Seminole Gulf 590, 591, 592	40 000 479-40 000 481	40 000 504-40 000 506
Southern Pacific 8003, 8026, 8035	40 000 482-40 000 484	40 000 507-40 000 509
DASH 8-40BW LOCOMOTIVES		
Undecorated	48800	_____
Undecorated - Gull Wing Cab	52416	_____
NEW ROAD NUMBERS		
BNSF "H3" 516, 524, 563	40 000 486-40 000 488	40 000 511-40 000 513
Santa Fe 530, 572, 580	40 000 489-40 000 491	40 000 514-40 000 516
DASH 8-32BHW LOCOMOTIVES		
Undecorated	48830	_____
NEW ROAD NUMBERS		
Amtrak "Pepsi Can" 500, 508, 519	40 000 492-40 000 494	40 000 517-40 000 519
MSRP:	\$129.95	\$169.95




Atlantic Coast Line*



Canadian Pacific



Conrail



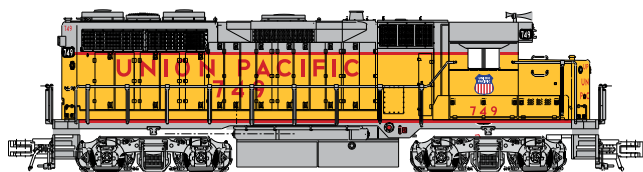
Great Northern




Railink Canada



Reading



Union Pacific



Western Maryland*

2nd QUARTER 2014 ARRIVAL



N MASTER GP-35 LOCOMOTIVE

www.atlasrr.com/NLoco/ngp3035c.htm

To Order Online: <http://shop.atlasrr.com/c-736-n722.aspx>

Built in the 1960s by the Electro-Motive Division of General Motors, the GP-30 and GP-35 locomotives were four-wheel truck road switchers that were used in heavy-haul freight services throughout the country.

NEW PAINT SCHEMES & ROAD NUMBERS!

FEATURES:

- Slow Speed Motor
- Golden-White LEDs
- Directional lighting
- Dynamic brakes
- Dual brass flywheels
- Low-friction mechanism
- Factory-installed AccuMate[®] magnetic knuckle couplers
- Accurate painting and lettering

*CSX Licensed Product

† Phase 1B

£ Phase 1a

Road Name/Road Numbers	Standard Item #	DCC Item #
Undecorated (w/o db) (phase 1b)	46250	_____
Undecorated (w/ db) (phase 1a)	46501	_____
NEW PAINT SCHEMES		
Atlantic Coast Line*† 909, 914	40 000 736-40 000 737	40 000 751-40 000 752
Canadian Pacific £ 5023, 5024	40 000 738-40 000 739	40 000 753-40 000 754
Railink Canada † 2210, 2211	40 000 744-40 000 745	40 000 759-40 000 760
Reading £ 3640	40 000 746	40 000 761
Western Maryland* † 501, 505	40 000 749-40 000 750	40 000 764-40 000 765
NEW ROAD NUMBERS		
Conrail £ 2268, 2321	40 000 740-40 000 741	40 000 755-40 000 756
Great Northern † 3025, 3032	40 000 742-40 000 743	40 000 757-40 000 758
Union Pacific £ 744, 794	40 000 747-40 000 748	40 000 762-40 000 763
MSRP:	\$119.95	\$154.95



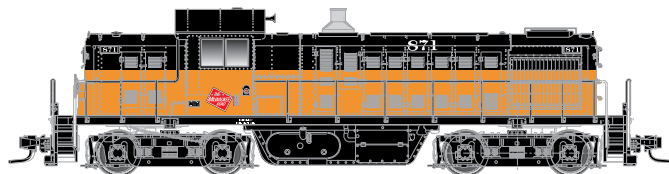
Gulf, Mobile & Ohio




Santa Fe




Washington Terminal




Milwaukee Road




N de M



New Haven



New York Central*



Soo Line

(0 models shown)



2nd QUARTER 2014 ARRIVAL

N CLASSIC RS-1 LOCOMOTIVE

www.atlasrr.com/NLoco/nrs1d.htm

To Order Online: <http://shop.atlasrr.com/c-740-n74.aspx>

The RS-1 was introduced by ALCO in March of 1941 with the delivery of the first of two units to the Rock Island. Combining the accessibility of a switching locomotive and the higher-speed tracking of a road unit, the RS-1 started a revolution in locomotive design that was soon embraced by all of the major diesel-electric builders. Despite ALCO's own introduction of higher horsepower roadswitchers, the 1,000 hp RS-1 had a production span of 19 years (1941-1960) with 623 units.

FEATURES:

- Scale Speed™ motor
- Powered low friction drive
- Blackened metal wheels, dual brass flywheels
- Directional lighting
- Golden-White LEDs
- AccuMate® knuckle couplers

(Please note that the N scale RS-1 will not have DCC ready frames.)

*CSX Licensed Product



Road Name/Road Numbers

Item #

Undecorated

40 001 768

NEW PAINT SCHEMES

Gulf, Mobile & Ohio 1123, 1125

40 001 769-40 001 770

Milwaukee Road 870, 871

40 001 771-40 001 772

N de M 5631, 5645

40 001 773-40 001 774

New Haven 0660, 0669

40 001 775-40 001 776

New York Central* 8100, 8102

40 001 777-40 001 778

Santa Fe 2394, 2395

40 001 779-40 001 780

Soo Line 100, 105

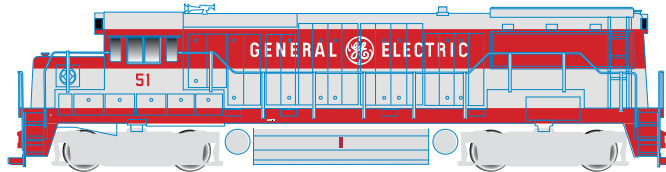
40 001 781-40 001 782

Washington Terminal 44, 46


40 001 783-40 001 784

MSRP:

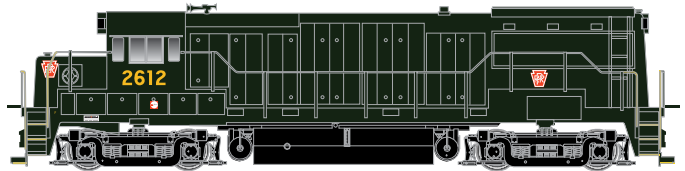
\$114.95




GE Demonstrator



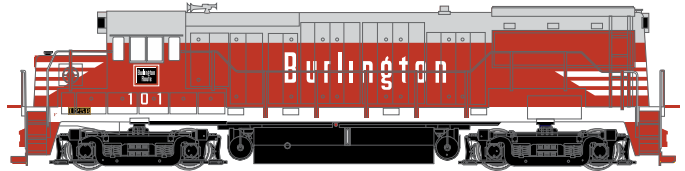
Chessie System*



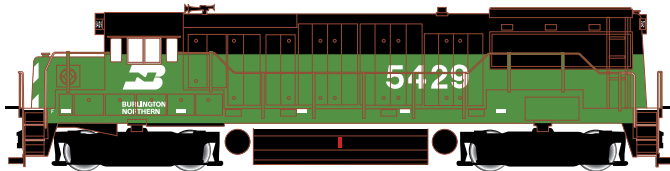
Pennsylvania



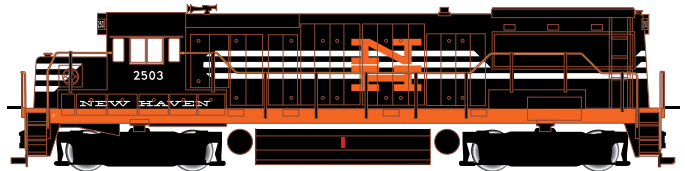
Rock Island



Burlington



Burlington Northern



New Haven

2nd QUARTER 2014 ARRIVAL



N MASTER U25B LOCOMOTIVE

www.atlasrr.com/NLoco/nu25b6.htm

To Order Online: <http://shop.atlasrr.com/c-741-n75.aspx>

Atlas' high quality N scale locomotive is modeled after GE's U25B introduced in the 1960s. The U25B locomotives were a common sight on railroads across the country. This replica has the same high detail and standards you have come to expect from an Atlas locomotive.


FEATURES:

- Scale Speed™ motor
- Directional lighting
- Golden-White LEDs
- Blackened metal wheels
- Full pilots with body mounted AccuMate® couplers
- Crisp painting and lettering
- Now with NCE Decoders!

*CSX Licensed Product



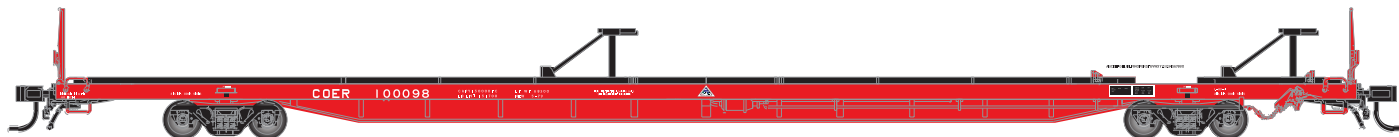
Road Name/Road Numbers	Standard Item #	DCC Item #
U25B PHASE 2A LOCOMOTIVE		
Undecorated	40 000 566	_____
NEW PAINT SCHEMES		
Chessie System* 8113, 8118, 8123	40 000 567-40 000 569	40 000 586-40 000 587
GE Demonstrator 51, 52	40 000 570-40 000 571	40 000 588-40 000 589
Pennsylvania 2608, 2612, 2617	40 000 572-40 000 574	40 000 590-40 000 591
Rock Island 209, 211	40 000 575-40 000 576	40 000 592-40 000 593
U25B PHASE 2B LOCOMOTIVE		
Undecorated	40 000 577	_____
NEW PAINT SCHEMES		
Burlington 101, 102	40 000 578-40 000 579	40 000 594-40 000 595
Burlington Northern 5405, 5418, 5429	40 000 580-40 000 582	40 000 596-40 000 598
New Haven 2503, 2505, 2508	40 000 583-40 000 585	40 000 599-40 000 600
MSRP:	\$119.95	\$154.95



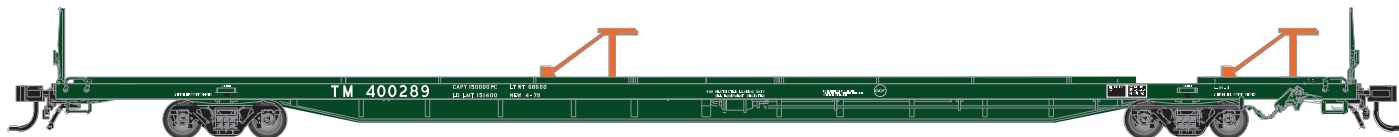
Florida East Coast



Trailer Train



Crab Orchard & Egyptian



Texas Mexican

**N
SCALE**

1st QUARTER 2014 ARRIVAL

N MASTER 89'4" FLAT CAR

www.atlasrr.com/NFreight/n89flatcar1.html
To Order Online: <http://shop.atlasrr.com>

The ACF® 89' 4" flat car was introduced in the late '60s as a result of a continuing need for more intermodal platform capacity. The Atlas model is based on the 1973 version that was originally designed to carry two trailers or combinations with containers. The cars have been used by Trailer Train and various railroads in intermodal service since that time. Many of these were modified in the late '80s to accept longer trailers. Most of those remaining in TTX service, today, have been modified with three hitches to accommodate up to three shorter package trailers.

FEATURES:

- Based on ACF Plans
- Two different styles of hitch
- Container pedestals
- Correct model year jack pads
- Recommended 13" radius minimum
- AccuMate couplers

**NEW PAINT
SCHEMES &
ROAD NUMBERS!**

Road Name/Road Numbers	Item #
Undecorated	50 001 033
NEW PAINT SCHEMES	
Crab Orchard & Egyptian 100050, 100061, 100074, 100098	50 001 372-50 001 375
Texas Mexican 400250, 400264, 400275, 400289	50 001 376-50 001 379
NEW ROAD NUMBERS	
Florida East Coast 2705, 2769, 2806, 2944	50 001 380-50 001 383
Trailer Train 974573, 974777, 974801, 974830	50 001 384-50 001 387
Undecorated MSRP:	\$21.95
MSRP:	\$26.95



Amoco



Louisiana Pacific



Dow Chemical



ADM



Goodrich (BFGX) †



Chicago Freight Car Leasing

1st QUARTER 2014 ARRIVAL



N MASTER 5701 PLASTICS & GRAIN HOPPER

www.atlasrr.com/NFreight/n5701c.htm

To Order Online: <http://shop.atlasrr.com/c-636-n127.aspx>

The 5701 cubic foot covered hopper was introduced in the early Seventies for transporting bulk plastic pellets. Since 1972 ACF has built nearly 15,000 cars. Most of these were acquired by private companies including leasing, chemical, oil and plastics companies.

FEATURES:

- Eight full-width panel body with nine weld seams
- Etched metal roof walks
- Ten 20" hatches
- Longitudinal mounted air reservoir
- Pneumatic outlets
- 100-Ton Roller Bearing Trucks
- AccuMate® couplers



Road Name/Road Numbers

ACF® 5701 PLASTICS HOPPER

Undecorated

NEW PAINT SCHEMES

Amoco 5569, 5487, 5479

Dow Chemical (BRS 1991) 2044, 2084, 2201

Goodrich+ (BFGX) 1602, 1618, 1647

Louisiana Pacific 99652, 99659, 99660

ACF® 5701 GRAIN HOPPER

Undecorated

NEW PAINT SCHEMES

ADM (Leaf Logo 4th panel) 80019, 80072, 80241

Chicago Freight Car Leasing 1009, 1015, 1021

Undecorated MSRP:

MSRP:

Item #

50 000 011

50 001 463-50 001 465

50 001 466-50 001 468

50 001 469-50 000 471

50 001 472-50 001 474

50 000 068

50 001 475-50 001 477

50 001 478-50 001 480

\$18.95

\$24.95



British Columbia Railway



Chicago & North Western



Plywood Marketing (Linnton)



Coin Millwork



USLX



Multnomah Plywood



Vermont Railway



Weyerhaeuser

**N
SCALE**

1st QUARTER 2014 ARRIVAL

N MASTER 53' EVANS DOUBLE PLUG DOOR BOX CAR

www.atlasrr.com/NFreight/nevans7.htm

To Order Online: <http://shop.atlasrr.com/c-691-n39.aspx>

FEATURES:

- 70-ton roller-bearing trucks
- Ready-to-run
- Roof overspray when appropriate per road name
- AccuMate® couplers

**NEW PAINT
SCHEMES &
ROAD NUMBERS!**

Road Name/Road Numbers	Item #
Undecorated	50 001 400
NEW ROAD NUMBERS	
British Columbia Railway 800410, 800432, 800491	50 001 401-50 001 403
Plywood Marketing (Linnton) 10568, 10575, 10587	50 001 404-50 001 406
NEW PAINT SCHEMES	
Chicago & North Western 600500, 600538, 600588	50 001 407-50 001 409
Coin Millwork 11264, 11269, 11273	50 001 410-50 001 412
Multnomah Plywood 13028, 13033, 13040	50 001 413-50 001 415
USLX 10668, 10707, 10721	50 001 416-50 001 418
Vermont Railway 11361, 11375, 11382	50 001 419-50 000 421
Weyerhaeuser 3015, 3020, 3026	50 001 422-50 001 424
Undecorated MSRP:	\$12.95
MSRP:	\$17.95



Delaware & Hudson



Seaboard Coast Line *



Louisville & Nashville*



Frisco



Maine Central



Santa Fe

1st QUARTER 2014 ARRIVAL



N MASTER 42' PULPWOOD FLAT CAR

www.atlasrr.com/NFreight/npulpwood2.htm

To Order Online: <http://shop.atlasrr.com/c-682-n30.aspx>

Pulpwood is not a specific type of wood, but actually tree limbs that are cut to a specified length, then turned into wood pulp and used in the paper industry. Early paper making had the trees near the paper plant. As timber resources were diminished, the need for transporting pulpwood began to rise. Railroads were seen as an efficient method of transporting pulpwood. Pulpwood in the Southeast and Northeast is generally cut into four-foot or less lengths and loaded onto "V-deck" bulkhead flat cars. The Atlas pulpwood flat is a reproduction of an early 1950s General Steel Castings "V-deck" design.

FEATURES:

- Ready-to run
- Rugged die-cast chassis
- Stirrups
- Plastic deck + bulkheads
- Separate air reservoir
- Brake cylinder
- Triple valve
- Open or closed bulkheads to match the prototype
- Simulated detailed pulpwood load



Road Name/Road Numbers

Undecorated - Open Ends

Undecorated - Closed Ends

NEW ROAD NUMBERS

Delaware & Hudson 8008, 8032

Seaboard Coast Line* 670200, 670221

Louisville & Nashville* 20504, 20521

Frisco 4301, 4320

Maine Central 7710, 7718

Santa Fe 92902, 92940

Undecorated MSRP:

MSRP:

Item #

50 001 425

50 001 426

50 001 427-50 001 428

50 001 429-50 001 430

50 001 431-50 001 432

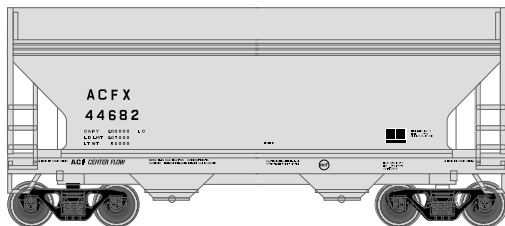
50 001 433-50 001 434

50 001 435-50 001 436

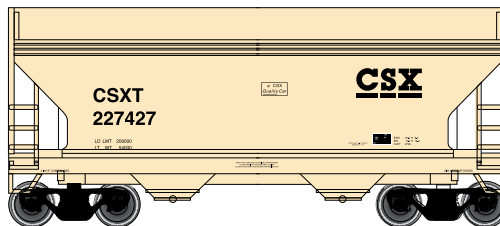
50 001 437-50 001 438

\$15.95


\$19.95



ACFX



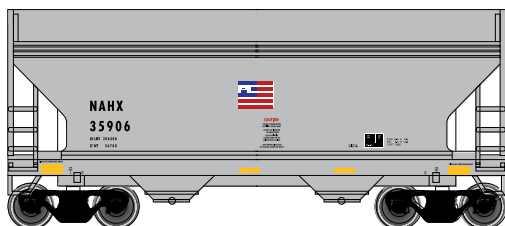
CSX*



Southern Pacific



Conrail



GE Rail Car (NAHX)



Winchester & Western



1st QUARTER 2014 ARRIVAL

N TRAINMAN[®] 2-BAY CENTERFLOW HOPPER

www.atlastrainman.com/NFreight/tmn2bay.htm
To Order Online: <http://shop.atlasrr.com/c-685-n32.aspx>

FEATURES:

- AccuMate[®] couplers
- Accurate painting and printing

*CSX Licensed Product



Road Name/Road Numbers
Undecorated

NEW PAINT SCHEMES

ACFX 44682, 44694
Conrail 876322, 876399
CSX* 227427, 227430
GE Rail Car 35906, 35909
Southern Pacific 490242, 490373
Winchester & Western 4101, 4107

Undecorated MSRP:
MSRP:

Item #

50 001 297
50 001 298-50 001 299
50 001 300-50 001 301
50 001 302-50 001 303
50 001 304-50 001 305
50 001 306-50 001 307
50 001 308-50 001 309
\$11.95
\$14.95



Chicago & North Western



CP Rail



Delaware & Hudson



Illinois Central



Jersey Central



N de M

JANUARY 2014 ARRIVAL

N TRAINMAN® 42' GONDOLA

www.atlastrainman.com/NFreight/tmn42gondola.htm

To Order Online: <http://shop.atlasrr.com/c-664-n16.aspx>



FEATURES:

- Colorful painting and printing
- Removable cement container load
- Rivet detail
- Detailed underframe
- Ready-to-run
- AccuMate® couplers

Road Name/Road Numbers

Undecorated

NEW PAINT SCHEMES

Chicago & North Western 5568, 5574

CP Rail 348962, 348966

Delaware & Hudson 13650, 13654

Illinois Central 96823, 96830

Jersey Central 88084, 88089

N de M 87772, 87779

Undecorated MSRP:

MSRP:

Item #

50 001 357

50 001 358-50 001 359

50 001 360-50 001 361

50 001 362-50 001 363

50 001 364-50 001 365

50 001 366-50 001 367

50 001 368-50 001 369

\$11.95

\$14.95





Duluth, Missabe & Iron Range



Maine Central



Penn Central



Rio Grande



Santa Fe



Spokane, Portland & Seattle

**N
SCALE**

JANUARY 2014 ARRIVAL

N TRAINMAN® CUPOLA CABOOSE

www.atlastrainman.com/NFreight/tmncupcab.htm

To Order Online: <http://shop.atlasrr.com/c-667-n19.aspx>

FEATURES:

- Endrails
- Rivet detail
- AccuMate® couplers
- Ready-to-run

**NEW PAINT
SCHEMES!**

Road Name/Road Numbers

Undecorated

NEW PAINT SCHEMES

Duluth, Missabe & Iron Range C-138, C-143

Maine Central 616, 637

Penn Central 18443, 18447

Rio Grande 01449, 01453

Santa Fe 1951, 1978

Spokane, Portland & Seattle 860, 867

Undecorated MSRP:

MSRP:

Item #

3560

50 001 388-50 001 389

50 001 390-50 001 391

50 001 392-50 001 393

50 001 394-50 001 395

50 001 396-50 001 397

50 001 398-50 001 399

\$12.95

\$17.95



Chicago & Eastern Illinois



Lehigh Valley



Milwaukee Road



Pennsylvania



Trailer Train Corp.-Wilson Truck Lines



Union Pacific

JANUARY 2014 ARRIVAL



N TRAINMAN® 50' FLAT W/ 40' TRAILER

www.atlastrainman.com/NFreight/tmn50flatcar.htm

To Order Online: <http://shop.atlasrr.com/c-677-n25.aspx>

FEATURES:

- AccuMate® couplers
- Detailed printing



Road Name/Road Numbers

Undecorated

NEW PAINT SCHEMES

Chicago & Eastern Illinois 42002, 42014

Lehigh Valley 10038, 10049

Milwaukee Road 57421, 57500

Pennsylvania 475335, 475399

Trailer Train Corp.-Wilson Truck Lines 475080, 475142

Union Pacific 53450, 53468

Undecorated MSRP:

MSRP:

Item #

3770

50 001 451-50 001 452

50 001 453-50 001 454

50 001 455-50 001 456

50 001 457-50 001 458

50 001 459-50 001 460

50 001 461-50 001 462

\$12.95

\$17.95