






Family Lines (L&N)*



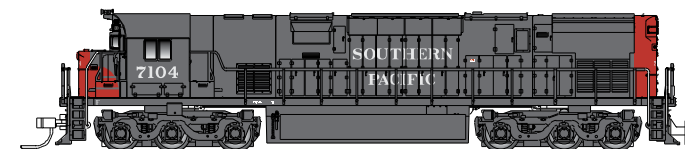
Ferrocarril Del Pacifico



Lehigh Valley



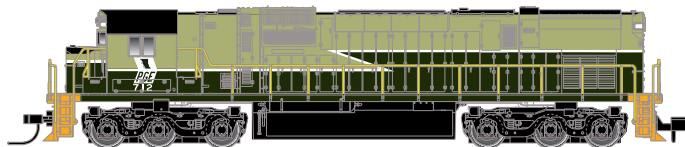
Seaboard Coast Line*



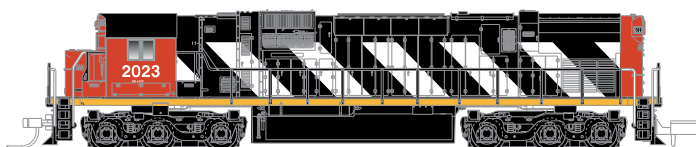
Southern Pacific



British Columbia



Pacific Great Eastern



Canadian National



FEBRUARY 2014 ANNOUNCEMENT

4th QUARTER 2014 ARRIVAL

N MASTER C-628/630 LOCOMOTIVE

www.atlasrr.com/NLoco/nc628b.htm

Primarily used for heavy-haul road freight service throughout the US, the C-628 generated a total of 2,750 hp, and was part of the American Locomotive Company's (ALCO) Century Locomotive Line. A total of 185 units were built by ALCO for railroads in the US, Mexico and Australia between 1963 and 1968.

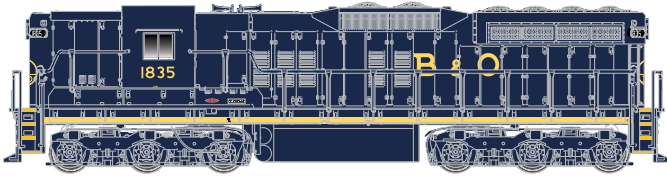
NEW PAINT SCHEMES & ROAD NUMBERS!

FEATURES:

- Golden-white LED
- Painted safety rails
- Directional lighting
- Blackened metal wheels
- Scale Speed™ motor
- DCC versions come equipped with a NCE decoder
- Factory-installed AccuMate® magnetic knuckle couplers

*CSX Licensed Product

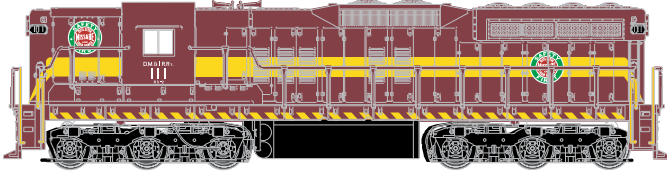
Road Name/Road Numbers	Analog Item #	DCC Item #
C-628 LOCOMOTIVE		
Undecorated Phase 1A	54000	40 001 987
Undecorated Phase 2A	54030	40 001 988
Undecorated Phase 2B	54060	40 001 989
NEW PAINT SCHEMES		
Family Lines (L&N)* 1402, 1406, 1408	40 001 964-40 001 966	40 001 990-40 001 992
Ferrocarril Del Pacifico 604, 607	40 001 967-40 001 968	40 001 993-40 001 994
Lehigh Valley 627, 630	40 001 969-40 001 970	40 001 995-40 001 996
Seaboard Coast Line* 2202, 2206, 2208	40 001 971-40 001 973	40 001 997-40 001 999
NEW ROAD NUMBERS		
Southern Pacific 7104, 7110, 7122	40 001 974-40 001 976	40 002 001-40 002 003
C-630 LOCOMOTIVE		
Undecorated	54200	40 002 004
NEW PAINT SCHEMES		
British Columbia 709, 717, 721	40 001 977-40 001 979	40 002 005-40 002 007
Pacific Great Eastern 701, 702, 703, 704	40 001 980-40 001 983	40 002 008-40 002 011
NEW ROAD NUMBERS		
Canadian National 2001, 2009, 2030	40 001 984-40 001 986	40 002 012-40 002 014
MSRP:	TBA	TBA



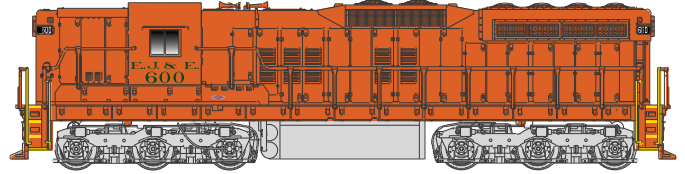
Baltimore & Ohio*



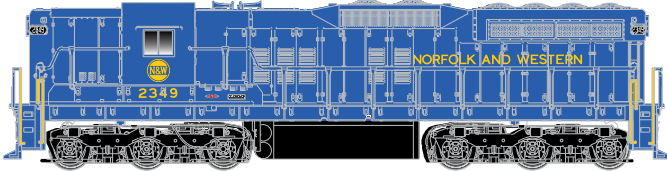
Chicago & Illinois Midland



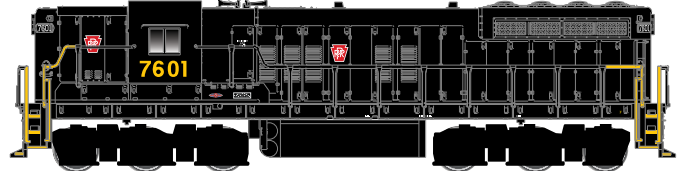
Duluth, Missabe & Iron Range



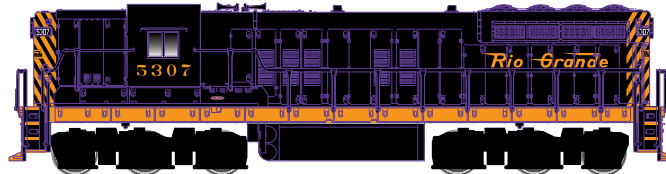
Elgin, Joliet & Eastern



Norfolk & Western



Pennsylvania



Rio Grande

MARCH 2014 ANNOUNCEMENT | 4th QUARTER 2014 ARRIVAL



N MASTER SD-9 LOCOMOTIVE

www.atlasrr.com/NLoco/nsd9b.htm

Built by EMD between 1954 and 1959, the SD-9 6-axle road switchers produced 1,750 HP and were used primarily for freight service throughout the US, both on main and secondary lines. Many SD-9 locomotives are still in service today, serving as road switchers for shortline & industrial railroads, and as yard switchers for major "Class 1" lines.

FEATURES:

- Scale Speed™ motor
- Powered low friction drive
- Blackened metal wheels
- Dual brass flywheels
- Directional lighting
- Golden-white LEDs
- DCC versions come equipped with a NCE decoder
- Body-mounted AccuMate® couplers

*CSX Licensed Product

Road Name/Road Numbers	Item #	DCC Item #
Undecorated w/o DB	53500	_____
Undecorated w/ DB	53501	_____
NEW PAINT SCHEMES		
Baltimore & Ohio 1835, 1840	40 001 828-40 001 829	40 001 842-40 001 843
Chicago & Illinois Midland 50, 54	40 001 830-40 001 831	40 001 844-40 001 845
Duluth, Missabe & Iron Range 102, 118	40 001 832-40 001 833	40 001 846-40 001 847
Elgin, Joliet & Eastern 601, 604	40 001 834-40 001 835	40 001 848-40 001 849
Norfolk & Western 2344, 2349	40 001 836-40 001 837	40 001 850-40 001 851
Pennsylvania 7601, 7605	40 001 838-40 001 839	40 001 852-40 001 853
Rio Grande 5305, 5313	40 001 840-40 001 841	40 001 854-40 001 855

MSRP:

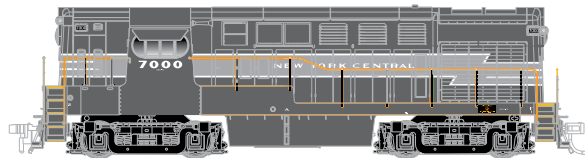
TBA

TBA

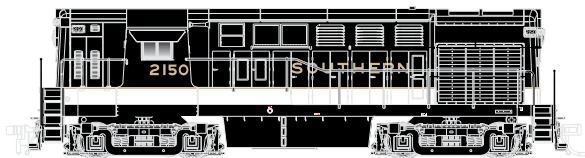




New Haven



New York Central*



Southern



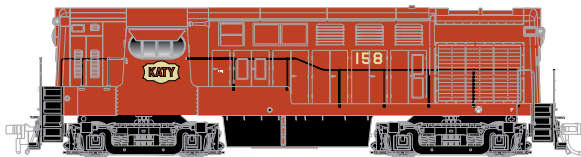
Santa Fe



Chihuahua al Pacifico



Erie Lackawanna (DL&W Transition)



MKT (late repaint)**



APRIL 2014 ANNOUNCEMENT | 4th QUARTER 2014 ARRIVAL

N MASTER H16-44 LOCOMOTIVE

www.atlasrr.com/NLoco/nh151644a.htm

NEW PAINT SCHEMES & ROAD NUMBERS!

FEATURES:

- Bi-directional red and green LED classification lights that work in DCC and analog mode
- Scale Speed™ motor
- Factory-equipped with AccuMate® knuckle couplers
- Painted safety rails
- Blackened metal wheels
- Golden-white LED headlights
- Two versions: Decoder-equipped or non-decoder equipped with PC board designed for easy conversion to DCC in the future if desired
- DCC versions come equipped with a NCE decoder

*CSX Licensed Product

** MKT model will feature the round window cab (Photos shown from previous runs)

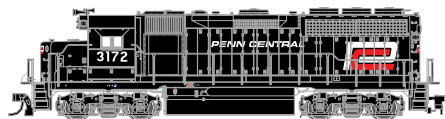
Road Name/Road Numbers	Standard Item #	DCC Item #
H16-44 LOCOMOTIVE— EARLY BODY		
Undecorated -	40 001 856	40 001 879
Early Body & Cab, w/Sill Mounted Handrail		
NEW ROAD NUMBERS		
New Haven 590, 592, 593	40 001 857-40 001 859	40 001 880-40 001 882
NEW PAINT SCHEMES		
New York Central* 7000, 7003, 7011	40 001 860-40 001 862	40 001 883-40 001 885
Southern 2150, 2152, 2153	40 001 863-40 001 865	40 001 886-40 001 888
H16-44 LOCOMOTIVE— LATE BODY		
Undecorated -	40 001 866	40 001 889
Late Body/Square Window Cab, w/Body & Sill Mounted Handrails		
NEW ROAD NUMBERS		
Santa Fe 3010, 3013, 3017	40 001 867-40 001 869	40 001 890-40 001 892
NEW PAINT SCHEMES		
Chihuahua al Pacifico 526, 529, 531	40 001 870-40 001 872	40 001 893-40 001 895
Erie Lackawanna (DL&W Transition) 1930, 1934	40 001 873-40 001 874	40 001 896-40 001 897
MKT (late repaint)** 158, 159, 160	40 001 876-40 001 878	40 001 899-40 001 901
MSRP:	TBA	TBA



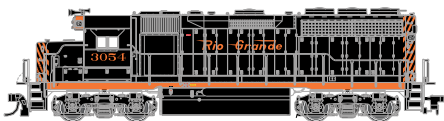
Canadian National



Penn Central



Penn Central



Rio Grande



Soo Line



The ROCK




CSX*




Ontario Northland



Western Pacific



Cotton Belt



Iowa, Chicago & Eastern

JUNE 2014 ANNOUNCEMENT | 4th QUARTER 2014 ARRIVAL



N MASTER GP40/GP40-2 LOCOMOTIVE

www.atlasrr.com/NLoco/ngp40.htm

The GP-40 was produced the Electro Motive Division in the late 1960s and early 1970s, the GP-40 was a 3000 horse-power locomotive best characterized by the three full size radiator fans on the rear of the roof.

The GP40-2 was the successor to the popular EMD GP-40. The GP-40-2 had mostly internal changes but several outside details varied as well. Such details include bolted down battery box covers and a roof that extends slightly beyond the rear of the cab.



FEATURES:

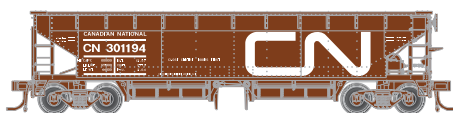
- Directional lighting
- Walkway safety tread
- Blackened metal wheels
- Scale Speed™ motor
- Factory-equipped with AccuMate® knuckle couplers
- Dynamic brakes (as appropriate by railroad)
- DCC versions come equipped with a NCE decoder
- Golden-white LEDs

(HO models shown)

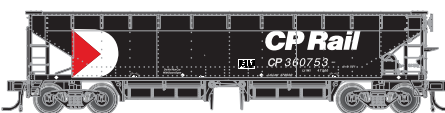
Road Name/Road Numbers	Item #	DCC Item #
GP40 LOCOMOTIVE		
Undecorated w/o DB	48500	—
Undecorated w/ DB	48501	—
NEW PAINT SCHEMES		
Canadian National 9302, 9309, 9316	40 001 902-40 001 904	40 001 934-40 001 936
Penn Central 3066, 3047	40 001 905-40 001 906	40 001 937-40 001 938
Penn Central 3172	40 001 907	40 001 939
Rio Grande 3051, 3054, 3060	40 001 908-40 001 910	40 001 940-40 001 942
Soo Line 732, 733, 735	40 001 911-40 001 913	40 001 943-40 001 945
The ROCK 3001, 3000, 373	40 001 914-40 001 916	40 001 946-40 001 948
GP40-2 LOCOMOTIVE		
Undecorated w/o DB	40 001 917	—
Undecorated w/ DB	40 001 918	—
NEW PAINT SCHEMES		
CSX* 4402, 4409, 4442	40 001 919-40 001 921	40 001 949-40 001 951
Ontario Northland 2200, 2201, 2202	40 001 922-40 001 924	40 001 952-40 001 954
Western Pacific 3546, 3548, 3549	40 001 925-40 001 927	40 001 955-40 001 957
Cotton Belt 7629, 7642, 7633	40 001 928-40 001 930	40 001 958-40 001 960
Iowa, Chicago & Eastern 4201, 4202, 4204	40 001 931-40 001 933	40 001 961-40 001 963
MSRP:	TBA	TBA



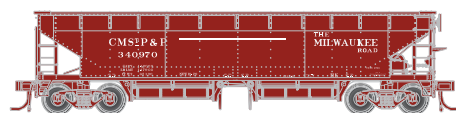
Santa Fe (late/repaint)



Canadian National+



Canadian Pacific+



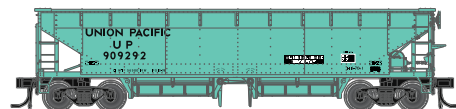
Milwaukee Road (CMS&P marks)+



Rock Island+



Southern



Union Pacific



JANUARY 2014 ANNOUNCEMENT | 2nd QUARTER 2014 ARRIVAL

N MASTER 70 TON HART BALLAST CAR

www.atlasrr.com/NFreight/nhartballastcar4.htm

Built by ACF® from 1940-1953, the 70-Ton Hart Ballast Cars were formally known as "Hart Selective Service Ballast Cars", due to the use of specially-designed doors which allowed the lading to be discharged one of three ways: to the center of the rails, to the center and sides of the rails, or to the side of the rails only.

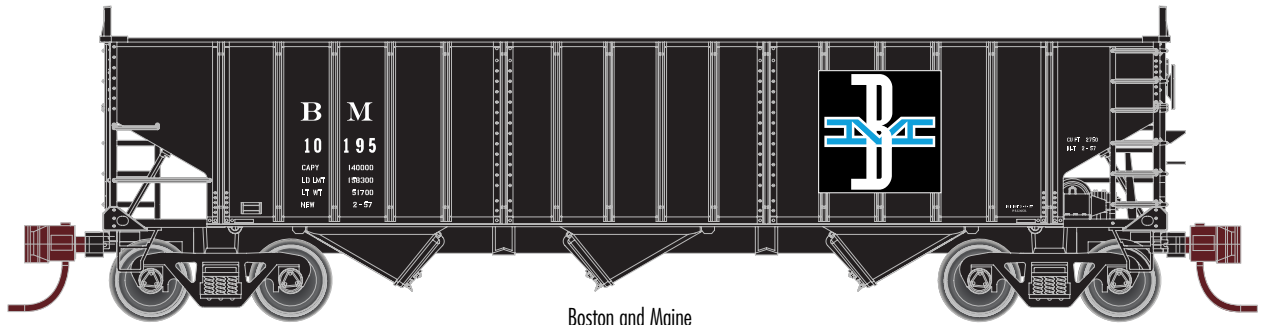
NEW PAINT SCHEMES & ROAD NUMBERS!

FEATURES:

- Die Cast Chassis
- 70-ton friction bearing trucks
- Accumate® offset shank coupler
- Fully detailed interior, including cross-bracing and side stiffeners
- Accurate painting and printing

+ paint scheme is accurate for 40' ballast cars produced by a builder other than ACF
 All cars are offered with two unique road numbers and in a 3-pack of three unique road numbers except Union Pacific which only has two road numbers.
 (HO model shown)

Road Name/Road Numbers	Item #
Undecorated	50 001 692
NEW ROAD NUMBERS	
Santa Fe (late/repaint) 86344, 86420	50 001 693-50 001 694
Santa Fe 3-Pack (late/repaint) 86367, 86417, 86433	50 001 695
NEW PAINT SCHEMES	
Canadian National+ 301194, 301270	50 001 696-50 001 697
Canadian National+ 3-Pack 301144, 301293, 301316	50 001 698
Canadian Pacific+ 360753, 360985	50 001 699-50 001 700
Canadian Pacific+ 3-Pack 360782, 360839, 361006	50 001 701
Milwaukee Road (CMS&P marks)+ 340857, 340931	50 001 702-50 001 703
Milwaukee Road (CMS&P marks)+ 3-Pack 340812, 340885, 340970	50 001 704
Rock Island+ 101024, 101045	50 001 705-50 001 706
Rock Island+ 3-Pack 101000, 101067, 101129	50 001 707
Southern 95301, 95322	50 001 708-50 001 709
Southern 3-Pack 95250, 95277, 95293	50 001 710
Union Pacific 909292, 909289	50 001 711-50 001 712
Undecorated MSRP:	\$19.95
MSRP:	\$24.95



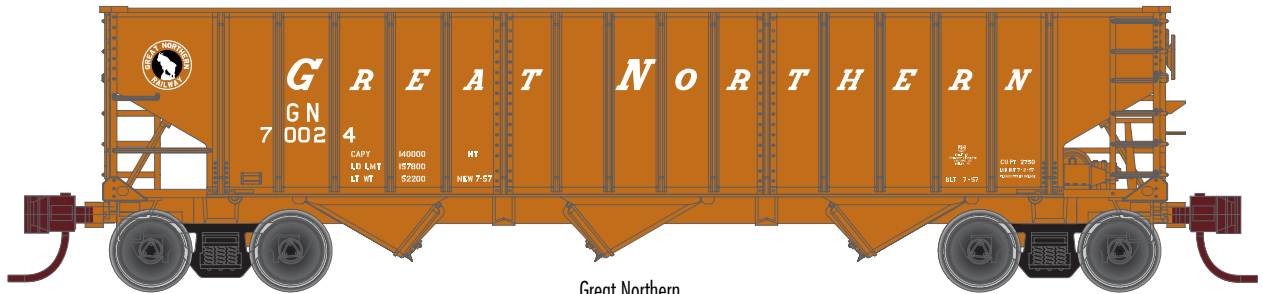
Boston and Maine



Clinchfield



Detroit, Toledo and Ironton



Great Northern

JANUARY 2014 ANNOUNCEMENT | 2nd QUARTER 2014 ARRIVAL

**N
SCALE**

N MASTER PS-2750 TRIPLE HOPPER

www.atlasrr.com/NFreight/nps2750.htm

NEW MODEL!

FEATURES:

- Fifteen Panels
- Sixteen Side Posts
- Die-cast hopper and center sill construction
- Late 20th century prototype (New cars were built from 1954-1971)
- Optional heap shields
- Friction- or roller-bearing trucks
- Pullman-Standard Design
- Over 16,000 cars built

Road Name/Road Numbers

NEW MODEL!

Undecorated
 Boston and Maine 10000, 10111, 10195, 10294
 Clinchfield 52511, 52524, 52535, 52541
 Detroit, Toledo and Ironton 1705, 1711, 1716, 1721
 Great Northern 70000, 70024, 70042, 70077

Undecorated MSRP:

MSRP:

Item #


50 001 657
 50 001 659-50 001 662
 50 001 663-50 001 666
 50 001 667-50 001 670
 50 001 671-50 000 674

\$17.95

\$21.95



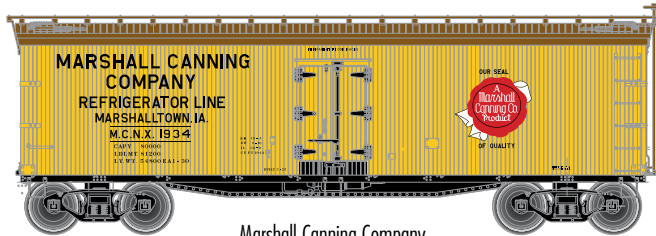
Brinks & Sons



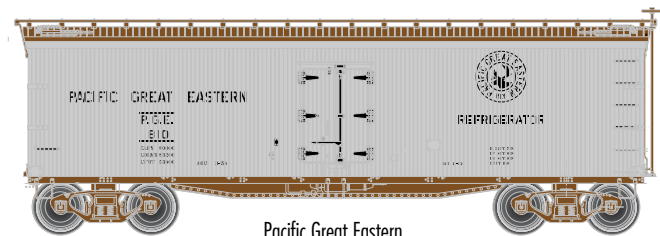
Genesee Brewing Company



Goetz Country Club Special



Marshall Canning Company



Pacific Great Eastern



Wisconsin Canners Association



FEBRUARY 2014 ANNOUNCEMENT

2nd QUARTER 2014 ARRIVAL

N MASTER 40' WOOD REEFER

www.atlasrr.com/NFreight/nreefer12.htm

This highly detailed model is based on the 40' wood refrigerator cars built by Pullman for the Northern Refrigerator Car Co. in 1930. With its rooftop ice hatches, USRA-style fish belly underframe and vertical brake shaft, it is representative of the thousands of similar cars that were built during the "Billboard" era of American railroads.

NEW PAINT SCHEMES!

FEATURES:


- Accurate painting and printing including door hinges, ladders, grab irons and end straps
- Opening roof hatches
- Realistic handle and latch detail
- Wood grain finish detail on carbody
- Ready-to-run
- 40-ton friction bearing trucks with AccuMate® couplers

Road Name/Road Numbers	Item #
Undecorated	41400
NEW PAINT SCHEMES	
Brinks & Sons 8050, 8052	50 001 746-50 001 747
Genesee Brewing Company 101, 102	50 001 748-50 001 749
Goetz Country Club Special 14312, 14313	50 001 750-50 001 751
Marshall Canning Company 1934, 1933	50 001 752-50 001 753
Pacific Great Eastern 811, 819	50 001 754-50 001 755
Wisconsin Canners Association 40625, 40626	50 001 756-50 001 757

MSRP: TBA



Baltimore & Ohio*



Conrail (MOW)



Erie Lackawanna




Ferrocarril del Pacifico




Lehigh & New England



Missouri Pacific



Monon



Norfolk & Western



Soo Line

FEBRUARY 2014 ANNOUNCEMENT | 2nd QUARTER 2014 ARRIVAL



N TRAINMAN® C&O CABOOSE

www.atlastrainman.com/NFreight/tmncaboose.htm

The first all-steel cabooses built for the Chesapeake & Ohio Railroad were produced in 1937 by the Magor Car Corporation in Clifton, N.J. Magor, along with St. Louis Car Company and ACF, ultimately built a total of 350 cabooses for the C&O using a similar design. The last were produced in 1949. Through subsequent rebuilding and modernization, many remained in service through the end of regular caboose usage in the 1980s. Cabooses of a similar design were also built for Pere Marquette, Missouri Pacific and Chicago & Eastern Illinois.

NEW PAINT SCHEMES!

FEATURES:

- Crisply molded body detail
- Weighted, detailed underframe
- Equipped with AccuMate® knuckle couplers
- Window glazing

*CSX Licensed Product (HO models shown)

Road Name/Road Numbers	Item #
Undecorated	39800
NEW PAINT SCHEMES	
Baltimore & Ohio* 350	50 001 772
Conrail (MOW) 46114, 46137	50 001 773-50 001 774
Erie Lackawanna C119, C141	50 001 775-50 001 776
Ferrocarril del Pacifico 15216, 15225	50 001 777-50 001 778
Lehigh & New England 581, 582	50 001 779-50 001 780
Missouri Pacific 910, 921	50 001 781-50 001 782
Monon 81506, 81508	50 001 783-50 001 784
Norfolk & Western 518404, 518407	50 001 785-50 001 786
Soo Line 273, 274	50 001 787-50 001 788

MSRP: TBA



**N
SCALE**

MARCH 2014 ANNOUNCEMENT | 3rd QUARTER 2014 ARRIVAL

N TRAINMAN® PS-2 COVERED HOPPER

www.atlastrainman.com/NFreight/tmnp2.htm

Built by Pullman Standard starting in the late 1940s and into the 1950s, the PS-2 Covered Hoppers were used to transport granular bulk commodities, such as cement, soda ash, sand and grain.

**NEW PAINT
SCHEMES!**

FEATURES:


- 50-ton friction bearing or 70-ton roller bearing (where appropriate by road name)
- Intricate brake detail
- Accumate® couplers
- Fine painting and printing

Road Name/Road Numbers	Item #
Undecorated	50 001 817
NEW PAINT SCHEMES	
Chicago & North Western 4018, 4021	50 001 818-50 001 819
Chicago Great Western 701, 705	50 001 820-50 001 821
Monon 30623, 30629	50 001 822-50 001 823
Norfolk & Western 71328, 71337	50 001 824-50 001 825
Southern 95507, 95534	50 001 826-50 001 827
Southern Pacific 401163, 401339	50 001 828-50 001 829
Stauffer Chemical 31340, 31344	50 001 830-50 001 831

MSRP: TBA



Allied Waste



East Carbon-DSEX



USA Waste

MARCH 2014 ANNOUNCEMENT | 3rd QUARTER 2014 ARRIVAL

**N
SCALE**

N TRAINMAN® PLUS 85' TRASH FLAT CAR

www.atlastrainman.com/NFreight/tmn85flatcar.htm

An increased use of shipping containers during the 1970s led to new designs of railway cars for carrying them. The standard cars used at the time were full plate-deck 85' and 89' flat cars with 70-ton trucks. However, each 20-foot international shipping container of the era could gross some 25 tons – thus a flat car carrying four at maximum gross would be 100 tons. In an effort to address this weight issue, new flat cars with open decks and 100 ton trucks were placed in service and eventually used for a new railroad commodity – trash containers.

Atlas' new 85' model follows the open-deck flat design commonly seen in trash trains around the United States. The model also follows the prototypes used in international container service.

Perfect for use with Atlas' 20' MSW Trash Containers – See Page 60 of this catalog!

FEATURES:

- Open deck design
- Container pedestals
- True scale dimensions with accurate details
- Weighted, detailed underframes
- 100-ton trucks equipped with free-rolling wheels
- Accurate painting and printing

Road Name/Road Numbers

Item #

Undecorated

50 001 144

NEW ROAD NUMBERS

Allied Waste 20195, 20202, 20477

50 001 675-50 001 677

East Carbon-DSEX 7114, 7122, 7136

50 001 678-50 001 680

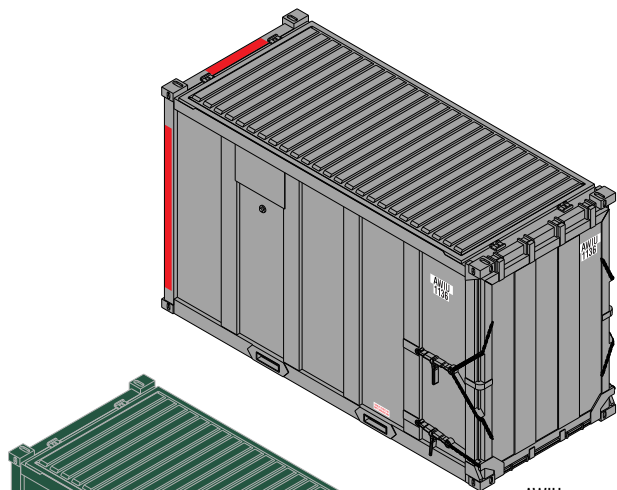
USA Waste 20269, 20294, 20342

50 001 681-50 001 683

MSRP:

TBA

**NEW ROAD
NUMBERS!**



AWIU



DSEU



USWX



DSWU

**N
SCALE**

MARCH 2014 ANNOUNCEMENT | 3rd QUARTER 2014 ARRIVAL

N TRAINMAN® 20' HIGH CUBE TRASH CONTAINER

www.atlastrainman.com/NFreight/tmn20container.htm

In the past decade there has been a significant increase in moving municipal solid waste (MSW) on railroads. One of the vehicles commonly seen in this service is the 20' MSW container.

The more commonly seen ISO 20' intermodal containers are used for transporting new-products from country-to-country. The 20' MSW intermodal container differs greatly from its ISO 20' relative by being much taller and having a top lid. The 20' MSW containers are 12 foot tall (compared to 8.5' tall on the ISO 20's).

20' MSW containers usually travel in large blocks or solid trains on 80- and 89-foot flat cars. There have been no reported cases of double stacking as this would probably exceed most railroad height restrictions.

The MSW container design is based on a steel frame incorporating ISO components for interchangeability. Each container is equipped with fork lift pockets for loading, unloading and moving around transfer facilities. Each container is also equipped a fire port on one side.

A perfect fit for Atlas' Trainman Plus HO 85' Trash Flat Car – See Page 59 of this catalog!

FEATURES:

- Prototypical paint schemes
- Simulated forklift pockets
- Detailed chain securement
- Fire port on one side

Each set contains 4 assorted road numbers.

**NEW PAINT
SCHEMES &
ROAD NUMBERS!**

Road Name/Road Numbers

Item #

NEW ROAD NUMBERS

AWIU Set #5 (Red Stripe)	50 001 684
AWIU Set #6 (Red Stripe)	50 001 685
DSEU Set #5	50 001 686
DSEU Set #6	50 001 687
USWX Set #5	50 001 688
USWX Set #6	50 001 689


NEW PAINT SCHEMES

DSWU Set #1	50 001 690
DSWU Set #2	50 001 691

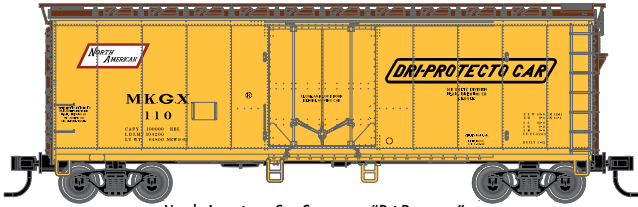
MSRP: \$20.95



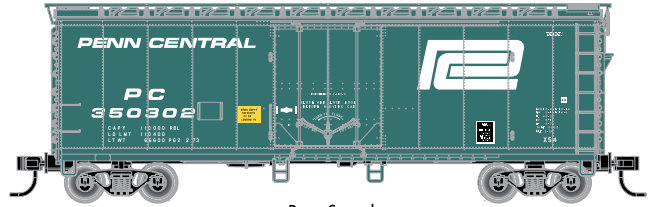
Merchants Despatch (PVYX)



Mountain Pine Lumber Company



North American Car Company "Dri-Protecto"



Penn Central



Pennsylvania



Transport Leasing Company

APRIL 2014 ANNOUNCEMENT | 3rd QUARTER 2014 ARRIVAL

**N
SCALE**

N TRAINMAN® 40' PLUG DOOR BOX CAR

www.atlastrainman.com/NFreight/tmn40plugdoor.htm

FEATURES:

- Prototypical painting and lettering
- AccuMate® couplers
- Roller-bearing or friction-bearing trucks where appropriate
- And more!

Road Name/Road Numbers

Undecorated

NEW PAINT SCHEMES

Merchants Despatch (PVYX) 394, 400
 Mountain Pine Lumber Company 2201, 2220
 North American Car Company "Dri-Protecto" 104, 110
 Penn Central 350133, 350295
 Pennsylvania 19103, 19174
 Transport Leasing Company 10, 15

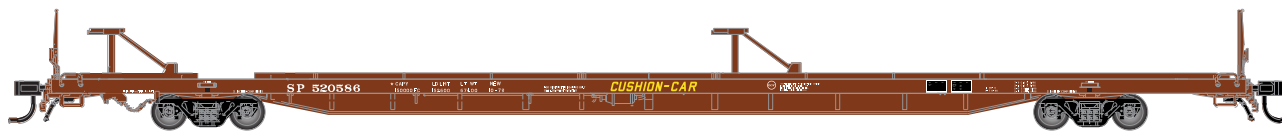
Item #

3300
 50 001 805-50 001 806
 50 001 807-50 001 808
 50 001 809-50 001 810
 50 001 811-50 001 812
 50 001 813-50 001 814
 50 001 815-50 001 816

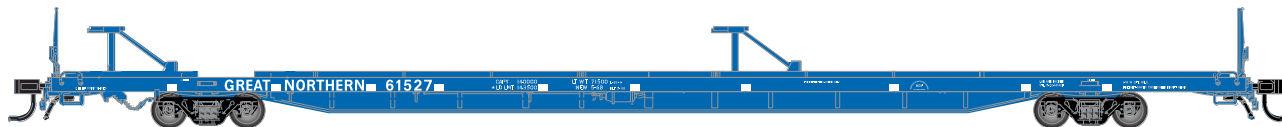
MSRP:

TBA

**NEW PAINT
SCHEMES!**



Southern Pacific



Great Northern



ECDC Environmental



Trailer Train

**N
SCALE**

APRIL 2014 ANNOUNCEMENT | 3rd QUARTER 2014 ARRIVAL

N MASTER 89' FLAT CAR
www.atlasrr.com/NFreight/n89flatcar2.html

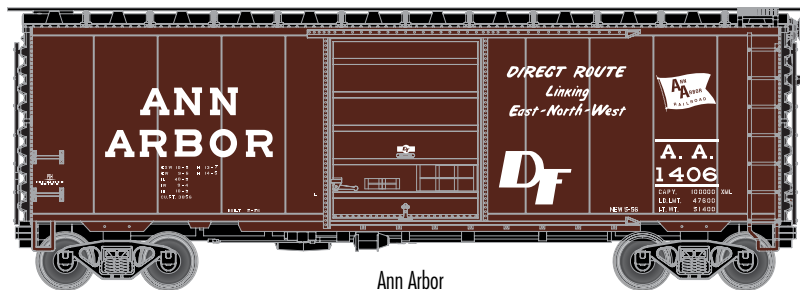
The ACF® 89' 4" flat car was introduced in the late 60s as a result of a continuing need for more intermodal platform capacity. The Atlas model is based on the 1973 version that was originally designed to carry two trailers or combinations with containers. The cars have been used by Trailer Train and various railroads in intermodal service since that time. Many of these were modified in the late 80s to accept longer trailers. Most of those remaining in TTX service, today, have been modified with three hitches to accommodate up to three shorter package trailers.

FEATURES:


- Based on ACF Plans
- Two different styles of hitch
- Container pedestals
- Correct model year jack pads
- Recommended 13" radius minimum
- AccuMate couplers

Road Name/Road Numbers	Item #
Undecorated (Mid/End Hitches)	50 001 728
Undecorated (Containers)	50 001 729
89'4" FLAT CAR (MID/END HITCHES) - NEW PAINT SCHEMES	
Southern Pacific 520565, 520575, 520586	50 001 731-50 001 733
Great Northern 61525, 61527, 61531, 61533	50 001 734-50 001 737
89'4" FLAT CAR (CONTAINERS) - NEW PAINT SCHEMES	
ECDC Environmental 20001, 20004, 20012, 20041	50 001 738-50 001 741
Trailer Train 976000, 976041, 976074, 976119	50 001 742-50 001 745
Undecorated MSRP:	\$21.95
MSRP:	\$26.95


**NEW PAINT
SCHEMES!**



Ann Arbor



Atlanta & West Point*



Central of Georgia



Great Northern



Louisville & Nashville*



Rock Island



Virginian

MAY 2014 ANNOUNCEMENT | 4th QUARTER 2014 ARRIVAL



N MASTER 40' PS-1 BOX CAR WITH 8' DOORS

www.atlasrr.com/NFreight/n40ps1boxcar4.htm

The 40' Boxcar is widely known as one of the most popular freight cars used by railroads as they transitioned from steam to diesel. In particular the Pullman Standard or PS-1 design was one of the most popular and was widely used by North American railroads. These boxcars were built beginning in 1947 and share the same basic design, with certain elements such as door size, door style or roof type varying among the different railroads and production years. When production of these cars ceased in 1963, over 100,000 had been produced.

This run of N 40' PS-1 Boxcars features 8' doors.



FEATURES:

- Body Mounted Accumate Couplers
- Barber S-2A 50-ton Trucks with Metal Wheels -Separately Applied Ladders
- Etched Metal Roof Walk
- 12 Stiffener Roof
- Ajax and Miner Brake Wheels
- This run features 8', 6 panel Superior, 8' Pullman and 8' Youngstown Doors.
- Undecorated items will come with all three doors: 8', 6 panel Superior, 8' Pullman and 8' Youngstown Doors and both brake wheels: Ajax and Miner.

*CSX Licensed Product

Road Name/Road Numbers	Item #
Undecorated - 8' Door / 12 Stiffener Roof	50 001 314
NEW PAINT SCHEMES	
Ann Arbor 1301, 1338	50 001 758-50 001 759
Atlanta & West Point 38011, 38020	50 001 760-50 001 761
Central of Georgia 7002, 7260	50 001 762-50 001 763
Great Northern 39404, 39409	50 001 764-50 001 765
Louisville & Nashville* 46774, 46778	50 001 766-50 001 767
Rock Island 5847, 5850	50 001 768-50 001 769
Virginian 63003, 63042	50 001 770-50 001 771

MSRP:

TBA



BNSF




Burlington Northern



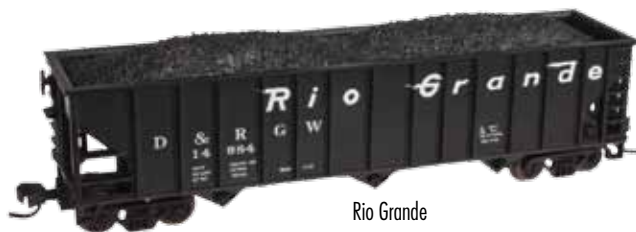
Clinchfield*



Conrail Quality



Norfolk & Western



Rio Grande

**N
SCALE**

MAY 2014 ANNOUNCEMENT | 4th QUARTER 2014 ARRIVAL

N TRAINMAN® 90 TON HOPPER

www.atlastrainman.com/NFreight/tmn90ton.htm

**NEW ROAD
NUMBERS!**

FEATURES:

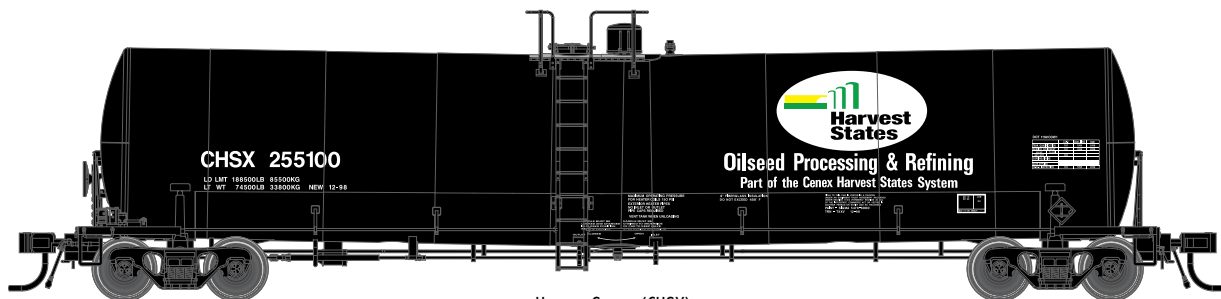
- Colorful painting and printing
- Equipped with AccuMate® operating knuckle couplers

*CSX Licensed Product (Models from previous runs shown)

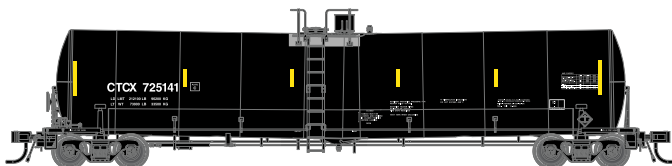
Road Name/Road Numbers	Item #
Undecorated	3260
NEW ROAD NUMBERS	
BNSF 618136, 618106, 618212	50 001 832-50 001 834
Burlington Northern 542035, 542052, 542066	50 001 835-50 001 837
Clinchfield* 54406, 54435, 54452	50 001 838-50 001 840
Conrail Quality 495044, 495189, 495197	50 001 841-50 001 843
Norfolk & Western 12042, 12100, 12109	50 001 844-50 001 846
Rio Grande 14904, 14920, 14924	50 001 847-50 001 849

MSRP:

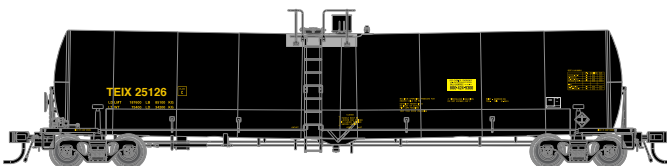
TBA



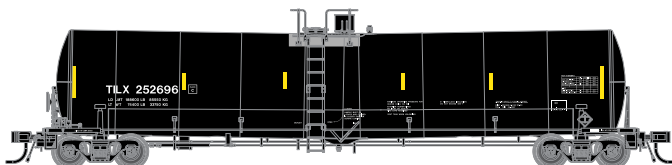
Harvest States (CHSX)



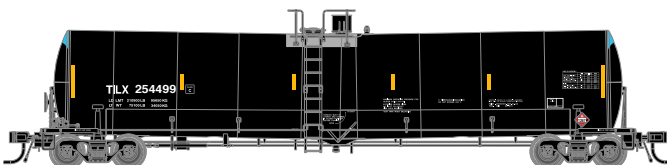
CTCX (CIT Group)



Transportation Equipment



TILX (Vegetable Oil)



TILX (Crude Oil)

JUNE 2014 ANNOUNCEMENT | 4th QUARTER 2014 ARRIVAL

**N
SCALE**

N MASTER 25,500 GALLON TANK CAR

www.atlasrr.com/nFreight/n25500tankcar3.htm

Atlas' model of the Trinity 25,500 gal, insulated, general-purpose design. This was introduced in 1986 and production continues today. There are at least 13,000 presently in service. Typical commodities include vegetable oil, tallow, styrene, benzene, asphalt, biodiesel, acrylates, and numerous other chemicals.

FEATURES:

- Accurate painting and printing
- Numerous detail fittings and components specific to prototype
- Highly detailed body with prototypical jacket seams
- See-through walkway and top platform grating

Road Name/Road Numbers	Item #
Undecorated #7 (Transportation Equipment/TILX Crude Oil Style)	50 000 235
Undecorated #8 (TILX Vegetable Oil Style)	50 000 236
Undecorated #9 (CTCX Style)	50 000 237
Undecorated #11 (Harvest States style)	50 000 704

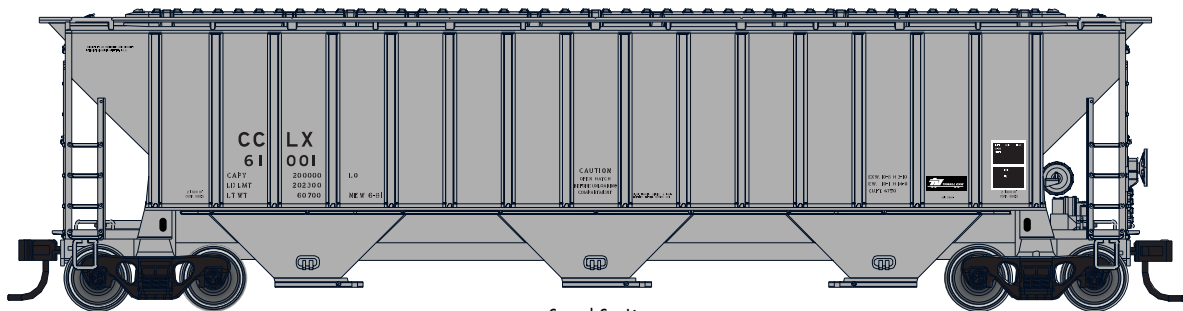
NEW PAINT SCHEMES

Harvest States (CHSX) 255001, 255098, 255100	50 001 713-50 001 715
CTCX (CIT Group) 725117, 725141, 725396	50 001 716-50 001 718
Transportation Equipment 25116, 25126, 25145	50 001 719-50 001 721
TILX (Vegetable Oil) 252645, 252696, 252705	50 001 722-50 001 724
TILX (Crude Oil) 254290, 254499, 2545589	50 001 725-50 001 727

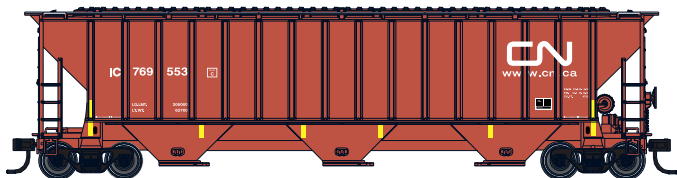
MSRP:

TBA

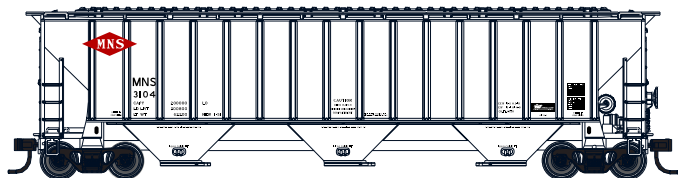
**NEW PAINT
SCHEMES!**




Crystal Car Line



Canadian National



Minneapolis, Northfield and Southern



Reading Blue Mountain & Northern



JUNE 2014 ANNOUNCEMENT | 4th QUARTER 2014 ARRIVAL

N TRAINMAN® THRALL 4750 COVERED HOPPER

www.atlastrainman.com/NFreight/tmthrall4750.htm

This covered hopper model is based on a late 1970s 263,000 lbs GRL (Gross Rail Loading) 4750 cubic-foot capacity designed by Thrall Car primarily for grain transport.

FEATURES:

- Weighted body
- Equipped with AccuMate® Knuckle Couplers
- Accurate painting and lettering

Road Name/Road Numbers

Undecorated

NEW PAINT SCHEMES

Crystal Car Line 61001, 61010, 61066, 61100

Canadian National 769553, 769567, 769587, 769605

Minneapolis, Northfield and Southern 3100, 3104, 3131, 3143

Reading Blue Mountain & Northern 9981, 9993, 9994, 9997

MSRP:

Item #

50 000 027

50 001 789-50 001 792

50 001 793-50 001 796

50 001 797-50 001 800

50 001 801-50 001 804

TBA

