

# DASH 8-40B/BW/ 32BHW LOCOMOTIVES MASTER

## SEPTEMBER 2012 ANNOUNCEMENT

Built in the late 1980s by GE, the DASH 8-40B diesel locomotives were identified by their dynamic brake gear located along the roof line between the cab and engine compartment, with ventilation provided by large roof-top grilles. These four-axle, high horsepower engines are still in service today in North America.

**FEATURES:**

- Directional lighting
- Painted safety rails
- Blackened metal wheels
- Factory-equipped with AccuMate® knuckle couplers
- Scale Speed™ motor
- Golden-white LEDs
- Standard cab or gull wing cab as appropriate
- Two versions: Decoder-equipped (Lenz) or non-decoder equipped

+denotes Gull Wing Cab \*CSX Licensed Product (HO models shown)

Amtrak® Atlas Model Railroad Co. is an authorized Amtrak supplier. Amtrak is a registered service mark of the National Railroad Passenger Corporation.



Road Name/Road Numbers	Standard Item #	DCC Item #
<b>N Dash 8-40B Locomotives</b>		
Undecorated	48700	_____
<b>New Paint Schemes</b>		
Arizona Eastern 4000, 4003, 4008	40 000 470-40 000 472	40 000 495-40 000 497
<b>New Road Numbers</b>		
BC Rail 3904, 3906, 3909	40 000 473-40 000 475	40 000 498-40 000 500
CSX* 5965, 5970, 5972	40 000 476-40 000 478	40 000 501-40 000 503
Seminole Gulf 590, 591, 592	40 000 479-40 000 481	40 000 504-40 000 506
Southern Pacific 8003, 8026, 8035	40 000 482-40 000 484	40 000 507-40 000 509
<b>N Dash 8-40BW Locomotives</b>		
Undecorated	48800	_____
Undecorated - Gull Wing Cab+	52416	_____
<b>New Paint Schemes</b>		
Providence & Worcester+ 4005	40 000 485	40 000 510
<b>New Road Numbers</b>		
BNSF "H3" 516, 524	40 000 486-40 000 487	40 000 511-40 000 512
BNSF "H3"+ 563	40 000 488	40 000 513
Santa Fe 530	40 000 489	40 000 514
Santa Fe+ 572, 580	40 000 490-40 000 491	40 000 515-40 000 516
<b>N Dash 8-32BHW Locomotives</b>		
Undecorated	48830	_____
<b>New Road Numbers</b>		
Amtrak "Pepsi Can" 500, 508, 519	40 000 492-40 000 494	40 000 517-40 000 519
<b>MSRP:</b>	<b>TBA</b>	<b>TBA</b>



Arizona Eastern



Providence & Worcester



Southern Pacific



BC Rail



BNSF



CSX\*



Santa Fe



Seminole Gulf



Amtrak "Pepsi Can"

# MASTER SD60/60M LOCOMOTIVES

JULY 2012 ANNOUNCEMENT

Road Name/Road Numbers	Standard Item #	DCC Item #
Undecorated	49000	_____
<b>New Paint Schemes</b>		
CEFX Leasing 6012, 6016	49054-49055	49139-49140
CSX* 8707, 8715, 8717	49056-49058	49141-49142
Indiana Railroad 6004, 6006, 6009	49059-49061	49143-49144
Norfolk Southern 6574, 6607, 6666	49062-49064	49145-49146
Panama Canal Railways 1870, 1871	49065-49066	49147-49148
Union Pacific 5949, 5985, 5991	49070-49072	49151-49152
<b>New Road Numbers</b>		
Soo Line 6013, 6025, 6039	49067-49069	49149-49150
Oakway Leasing 9000, 9042	49073-49074	49153-49154
<b>New Paint Schemes</b>		
Susquehanna 3808, 3810	49075-49076	49155-49156
Canadian Pacific 6240, 6241, 6250	49077-49079	49157-49158
<b>MSRP:</b>	<b>\$129.95</b>	<b>\$169.95</b>

**FEATURES:**

- Directional lighting
- Separate plow and winterization hatch that can be installed by the modeler
- Blackened wheels
- Scale speed motor
- AccuMate® magnetic knuckle couplers
- Golden-White LEDs

\*CSX Licensed Product



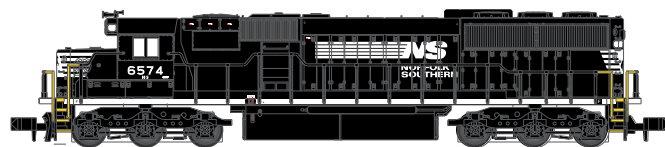
CEFX Leasing



CSX\*




Indiana Railroad



Norfolk Southern



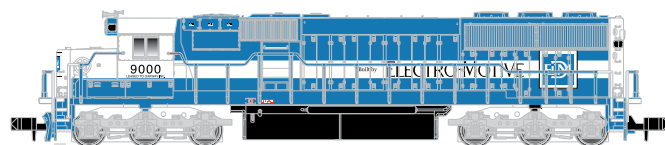
Panama Canal Railways




Union Pacific



Soo Line



Oakway Leasing



Susquehanna



Canadian Pacific

# C-420 PHASE I LOCOMOTIVE MASTER

## AUGUST 2012 ANNOUNCEMENT

**FEATURES:**

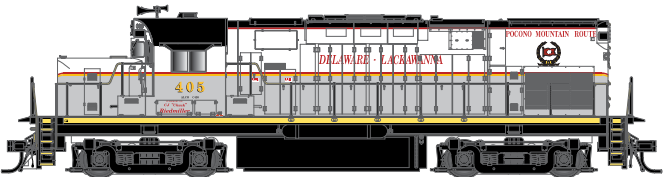
- Flat or "step" pilots used where appropriate
- Long hood with or without dynamic brake used where appropriate
- 3,100 or 2,400 gallon fuel tank used when appropriate per road name
- Separately-applied coupler cut levers
- Painted safety rails
- Dual flywheels
- Directional lighting
- Blackened metal wheels
- Scale Speed™ motor
- Factory installed AccuMate® magnetic couplers

\* includes dynamic brake detail

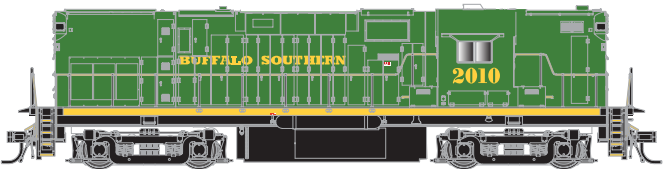
Road Name/Road Numbers	Standard Item #	DCC Item #
<b>C-420 Phase 1 Low Nose w/o nose light</b>		
Undecorated*	40 000 000	40 000 100
<b>New Paint Schemes</b>		
Delaware & Hudson* 405, 407	40 000 330, 40 000 362	40 000 348, 40 000 363
Delaware Lackawanna* 405	40 000 331	40 000 349
Lehigh Valley* 406, 411	40 000 332-40 000 333	40 000 350-40 000 351
<b>C-420 Phase 1 High Nose</b>		
Undecorated	40 000 001	40 000 101
<b>New Paint Schemes</b>		
Buffalo Southern 2010	40 000 334	40 000 352
Delaware & Hudson (ex-LI) 212, 214, 219	40 000 335-40 000 337	40 000 353-40 000 354
Long Island 201, 205, 212, 218	40 000 338-40 000 341	40 000 355-40 000 356
N de M 201, 220	40 000 342-40 000 343	40 000 357-40 000 358
Roberval & Saguenay 34, 35, 39	40 000 344-40 000 346	40 000 359-40 000 360
Vermont Northern 204	40 000 347	40 000 361
<b>Undecorated MSRP:</b>	<b>\$124.95</b>	<b>\$159.95</b>
<b>MSRP:</b>	<b>\$129.95</b>	<b>\$164.95</b>



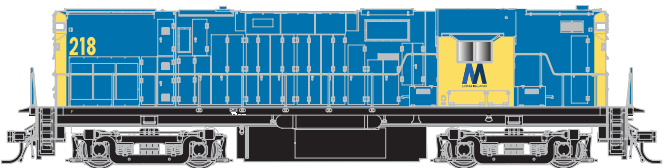
Delaware & Hudson



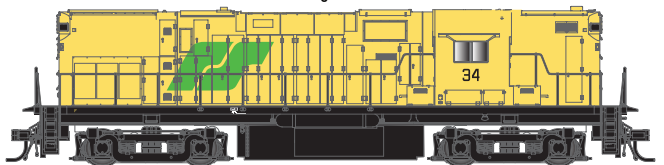
Delaware Lackawanna



Buffalo Southern



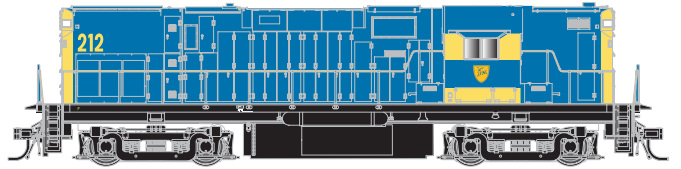
Long Island




Roberval & Saguenay



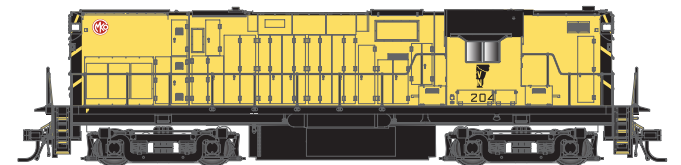
Lehigh Valley



Delaware & Hudson (ex-LI)



N de M



Vermont Northern

# MASTER 17,600 GALLON CORN SYRUP TANK CAR

SEPTEMBER 2012 ANNOUNCEMENT

The 17,600 Gallon Corn Syrup Tank Car was built in large numbers by Trinity Industries between 1984 and 1998. They are commonly used in the transport of corn syrup, liquid sugar and molasses from processing facilities to bulk distribution centers. Over 7,000 cars were built and most remain in active service today.

Road Name/Road Numbers	Item #
Undecorated (ADM/MCP)	40200
Undecorated (Cargill)	40201
Undecorated (Corn Products)	40202

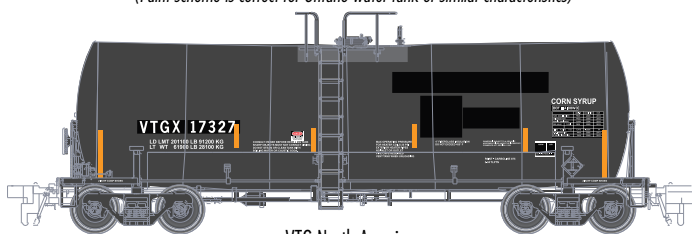
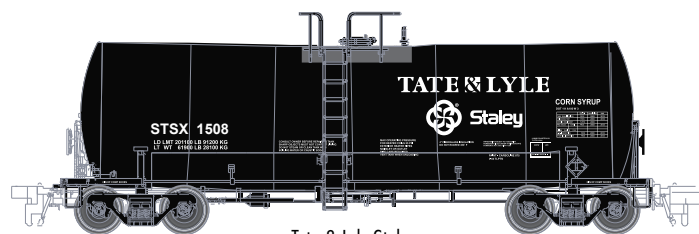
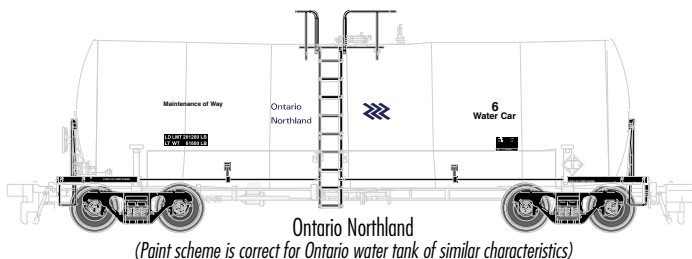
**New Paint Schemes**

ADM (No Logo) 15750, 15755, 15757, 15771	50 001 015-50 001 018
CIT Group 700013, 700030, 700033, 700037	50 001 019-50 001 022
Ontario Northland 5, 6	50 001 023-50 001 024
Tate & Lyle Staley 1508, 1512, 1729, 1853	50 001 025-50 001 028
VTG North America 17327, 17331, 17332, 17377	50 001 029-50 001 032

**Undecorated MSRP: \$17.95**  
**MSRP: \$25.95**

**FEATURES:**

- Three separate styles of manway / platform / ladder arrangements (used as appropriate per road name)
- Separately applied brake rigging
- Separately applied manway "clamshell"-style cover (used when appropriate per road name)
- Highly detailed body with prototypical jacket seams
- Fine scale railings
- Accurate painting and printing
- Bottom outlet valve detail
- See-through top platform grating
- 100-Ton Roller Bearing Trucks
- Full stand-alone brake system details
- Stand-alone heater coil pipes
- AccuMate® couplers



Tate & Lyle Staley  
 (Paint scheme correct for Trinity 17,600 Gallon Tank Cars with center ladder)

VTG North America  
 (Paint scheme correct for Trinity 17,600 Gallon Tank Cars with center ladder)

# 23,500 GALLON TANK CARS MASTER

## AUGUST 2012 ANNOUNCEMENT

This is a model of an ACF® Industries built general-purpose, single-compartment, 23,500 gallon, insulated, coiled, non-pressurized tank car. Our model represents cars built from 1969 and still in service today. A wide variety of products can be transported in this size and type of tank car. This includes asphalt, ethanol, fuel oil, metal sodium, molten phenol, paraffin wax, tallow, urethane polyol, and vegetable oil.

### FEATURES:

- Separately molded brake line plumbing
- Ultra-thin handrails
- Tank fittings and safety placards
- 100-ton roller-bearing trucks
- Brake wheel chain detail
- Accurate painting and lettering
- Factory-installed AccuMate® magnetic knuckle couplers

### Road Name/Road Numbers

Undecorated

### Item #

30700

### New Paint Schemes

Ennar Latex 89969, 89970, 89971, 89972

50 001 108-50 001 111

Exxon 405137, 405168, 405170, 405178

50 001 112-50 001 115

Invista 207320, 207323, 207330, 207377

50 001 116-50 001 119

J&J Railcar Leasing 198192, 198199, 198226, 198289

50 001 120-50 001 123

Southern Rail Associates 23931, 23935, 23942, 23947

50 001 124-50 001 127

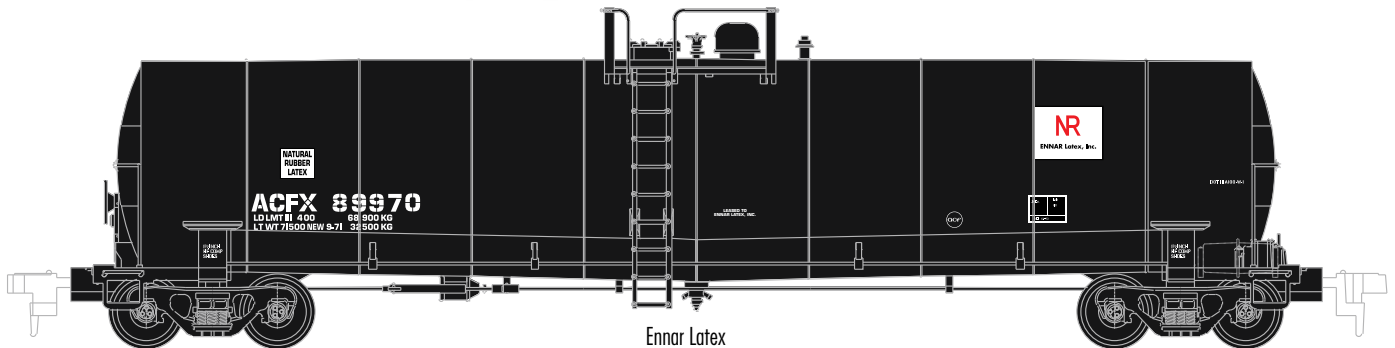
**Undecorated MSRP:**

**\$19.95**

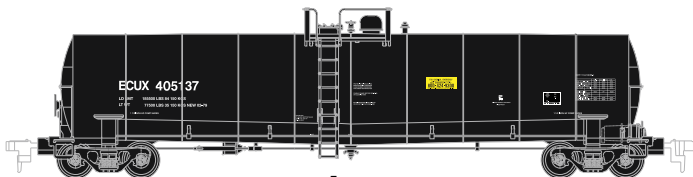
**MSRP:**

**\$24.95**

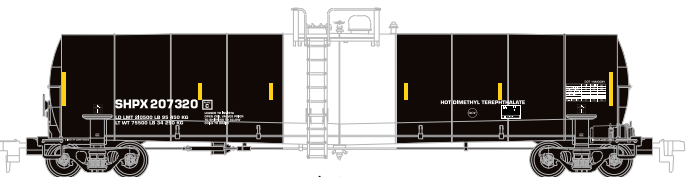
**ESTIMATED  
ARRIVAL  
1ST QUARTER  
2013**



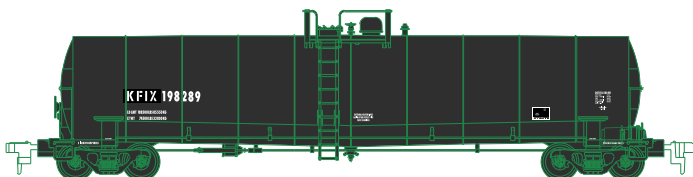
Ennar Latex



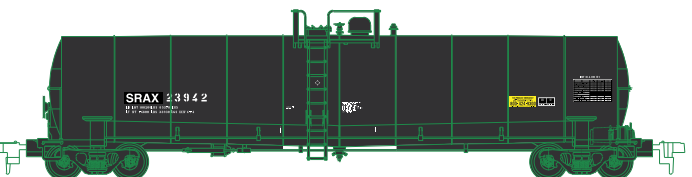
Exxon



Invista



J&J Railcar Leasing



Southern Rail Associates

# MASTER 89'4" FLAT CARS

JULY 2012 ANNOUNCEMENT

The ACF® 89' 4" flat car was introduced in the late 60s as a result of a continuing need for more intermodal platform capacity. The Atlas model is based on the 1973 version that was originally designed to carry two trailers or combinations with containers. The cars have been used by Trailer Train and various railroads in intermodal service since that time. Many of these were modified in the late 80s to accept longer trailers. Most of those remaining in TTX service, today, have been modified with three hitches to accommodate up to three shorter package trailers.



Road Name/Road Numbers	Item #
<b>New!</b>	
Undecorated (Body Style A)	50 001 033
Undecorated (Body Style R)	50 001 034
Erie Western† 250050, 250065, 250083, 250099	50 001 035-50 001 038
Providence and Worcester† 105091, 105092, 105095, 105096	50 001 039-50 001 042
Florida East Coast‡ 2700, 2764, 2801, 2949	50 001 043-50 001 046
Trailer Train† 974325, 974437, 974730, 974834	50 001 047-50 001 050
TTX‡ Company 603724, 604130, 604345, 604642	50 001 051-50 001 054
<b>Undecorated MSRP:</b>	<b>\$19.95</b>
<b>MSRP:</b>	<b>\$24.95</b>

**FEATURES:**

- Based on ACF® plans
- Container pedestals
- Recommended 330 mm radius
- Two different styles of hitch
- Correct model year jack pads
- AccuMate® couplers

† Body Style A: Has mid/end hitches

‡ Body Style R: Has triple hitches



# 85' TRASH FLATS TRAINMAN PLUS®

## JULY 2012 ANNOUNCEMENT

An increased use of shipping containers during the 1970s led to new designs of railway cars for carrying them. The standard cars used at the time were full plate-deck 85' and 89' flat cars with 70-ton trucks. However, each 20-foot international shipping container of the era could gross some 25 tons – thus a flat car carrying four at maximum gross would be 100 tons. In an effort to address this weight issue, new flat cars with open decks and 100 ton trucks were placed in service and eventually used for a new railroad commodity – trash containers.

Atlas' 85' model follows the open-deck flat design commonly seen in trash trains around the United States. The model also follows the prototypes used in international container service.

**FEATURES:**

- Open deck design
- True scale dimensions with accurate details
- Weighted, detailed underframes
- 100-ton trucks equipped with free-rolling metal wheels
- Accurate painting and printing

Perfect for use with Atlas' 20' MSW Trash Containers – found on page 32 of this catalog. (Previous run models shown)




Road Name/Road Numbers	Item #
Undecorated	50 001 054
<b>New Paint Schemes</b>	
CIT Group 107000, 107012, 107036	50 001 055-50 001 057
Canadian National 638080, 638100, 638112	50 001 058-50 001 060
Canadian Pacific 520874, 520880, 520886	50 001 061-50 001 063
Florida East Coast 37111, 37148, 37190	50 001 064-50 001 066
<b>New Road Numbers</b>	
Allied Waste 20195, 20202, 20477	50 001 067-50 001 069
ECDC Environmental 93196, 93199, 93211	50 001 070-50 001 072
East Carbon-DSEX 7119, 7120, 7138	50 001 073-50 001 075
USA Waste 20260, 20297, 20302	50 001 076-50 001 078
<b>Undecorated MSRP:</b>	<b>TBA</b>
<b>MSRP:</b>	<b>TBA</b>



CIT Group



Canadian National



Canadian Pacific



Florida East Coast



Allied Waste



ECDC Environmental



East Carbon-DSEX



USA Waste

# TRAINMAN® MSW 20' TRASH CONTAINERS

JULY 2012 ANNOUNCEMENT

In the past decade there has been a significant increase in moving municipal solid waste (MSW) on railroads. One of the vehicles commonly seen in this service is the 20' MSW container.

The more commonly seen ISO 20' intermodal containers are used for transporting new-products from country-to-country. The 20' MSW intermodal container differs greatly from its ISO 20' relative by being much taller and having a top lid. The 20' MSW containers are 12 feet tall (compared to 8.5' tall on the ISO 20's).

20' MSW containers usually travel in large blocks or solid trains on 80- and 89-foot flat cars. There have been no reported cases of double stacking as this would probably exceed most railroad height restrictions.

The MSW container design is based on a steel frame incorporating ISO components for interchangeability. Each container is equipped with fork lift pockets for loading, unloading and moving around transfer facilities. Each container is also equipped with a fire port on one side.

Road Name/Road Numbers	Item #
<b>New Paint Schemes</b>	
AWIU Set #2 (Red Stripe)	50 001 079
ECCU Set #1	50 001 081
<b>New Road Numbers</b>	
DSEU Set #2	50 001 080
LWT Set #2	50 001 082
USWX Set #2	50 001 083
<b>Undecorated MSRP:</b>	<b>TBA</b>
<b>MSRP:</b>	<b>TBA</b>

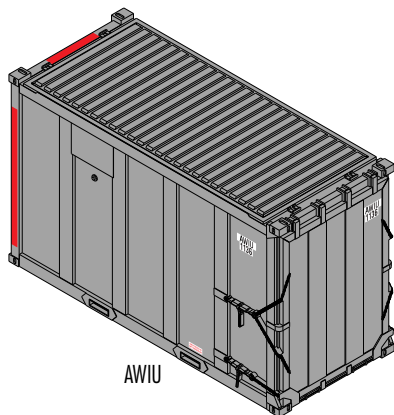
**FEATURES:**

- Mounting pegs for 85' Trash Flat
- See-through forklift pockets
- Fire port on one side
- Prototypical paint schemes
- Molded chain detail


Perfect for use with our 85' Trash Flat Car featured on page 31 of this catalog!

For more information on trash containers, see the book *Railborne Trash and Waste Containers of New Jersey* by David Casdorff, available from Atlas. [www.atlasrr.com/books/dc-trashcontainer.htm](http://www.atlasrr.com/books/dc-trashcontainer.htm)

Each set contains four assorted road numbers per road name.



AWIU



ECCU



DSEU



LWT



USWX



# 40' PLUG DOOR BOX CARS TRAINMAN®

## JULY 2012 ANNOUNCEMENT

**FEATURES:**

- Prototypical painting and lettering
- AccuMate® couplers
- Roller-bearing or friction-bearing trucks where appropriate
- And more!

**Road Name/Road Numbers**

Undecorated

**Item #**

3300

**New Paint Schemes**

Dairy Shippers Despatch 2023, 2033

50 001 084-50 001 085

American Colloid – Bicentennial 7290, 7292

50 001 086-50 001 087

Jersey Central 1438, 1499

50 001 088-50 001 089

Northern Pacific 98513, 98516

50 001 090-50 001 091

Canadian National 290474, 290479

50 001 092-50 001 093

Chicago North Western 88300, 88302

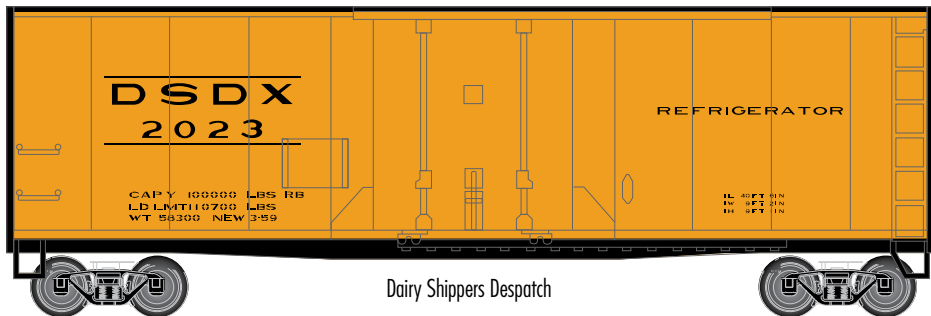
50 001 094-50 001 095

**Undecorated MSRP:**

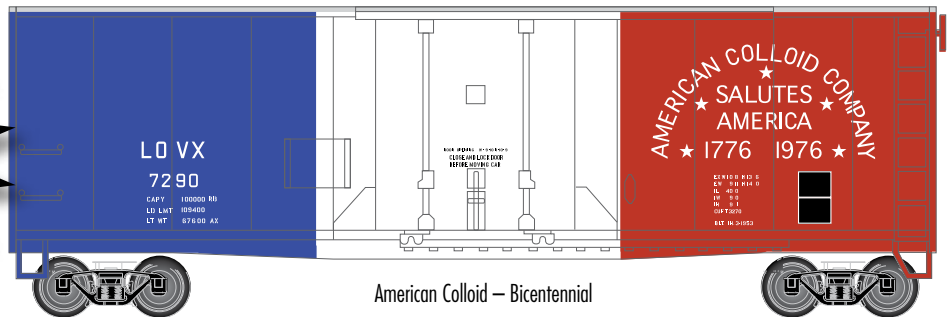
**\$11.95**

**MSRP:**

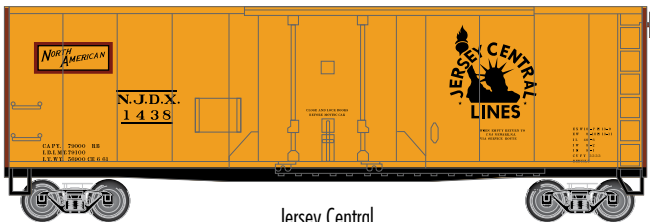
**\$14.95**




Dairy Shippers Despatch



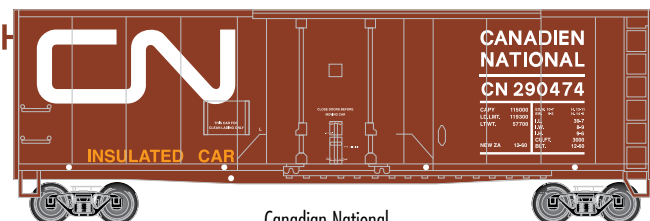
American Colloid – Bicentennial



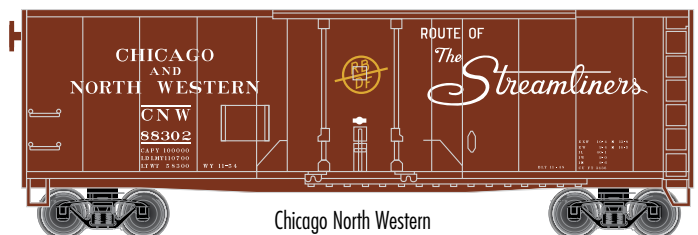
Jersey Central



Northern Pacific



Canadian National



Chicago North Western  
(Reverse side features Route of the 400)

# TRAINMAN® THRALL 4750 COVERED HOPPERS

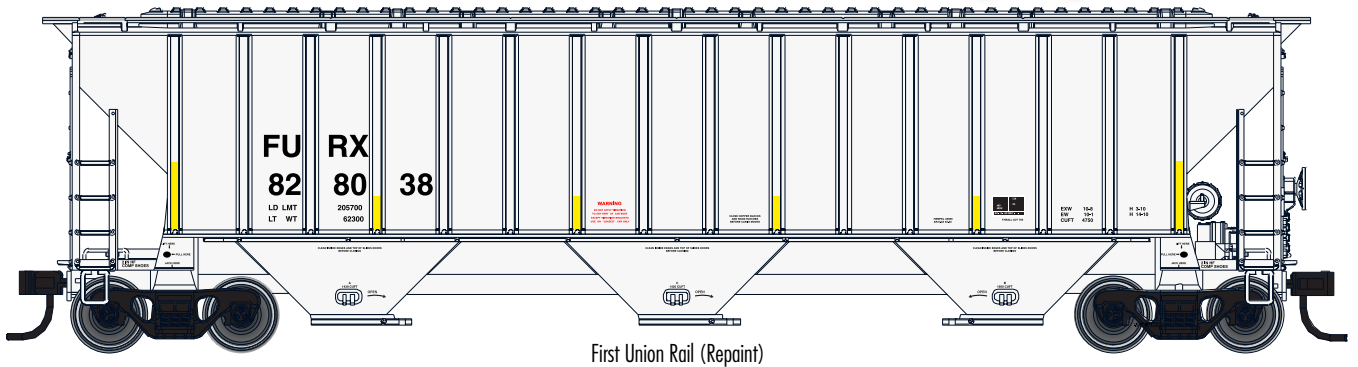
SEPTEMBER 2012 ANNOUNCEMENT

This model is based on a late 1970s, 263,000 lbs GRL (Gross Rail Loading), 4750 cubic-foot capacity covered hopper designed by Thrall Car primarily for grain transport.


Road Name/Road Numbers	Item #
Undecorated	50 000 027
<b>New Paint Schemes</b>	
First Union Rail (Full Repaint) 828020, 828022, 828028, 828038	50 001 128-50 001 131
Illinois Grain 60155, 60158, 60188, 60195	50 001 132-50 001 135
Scoular 45275, 45282, 45290, 45294	50 001 136-50 001 139
SSAM 87649, 87674, 87688, 87689	50 001 140-50 001 143
<b>Undecorated MSRP:</b>	<b>TBA</b>
<b>MSRP:</b>	<b>TBA</b>

**FEATURES:**


- Weighted body
- Equipped with AccuMate® Knuckle Couplers
- Accurate painting and lettering



First Union Rail (Repaint)



Illinois Grain



Scoular



SSAM

# ACF® 50' SINGLE DOOR BOX CAR TRAINMAN®

## AUGUST 2012 ANNOUNCEMENT

**FEATURES:**

- Diagonal panel roof
- Improved Dreadnaught ends
- 9' Youngstown Door
- 50-Ton friction bearing trucks w/ Accumate® couplers
- Crisp painting and printing



**Road Name/Road Numbers**

- Undecorated  
**New Paint Schemes**  
 Santa Fe 11321, 11313  
 Erie Lackawanna 65273, 65270  
 Penn Central 151805, 151811  
 M-K-T 99200, 99109  
 Nacionales de Mexico 79947, 79952  
 Canadian National 794203, 794212

**Item #**

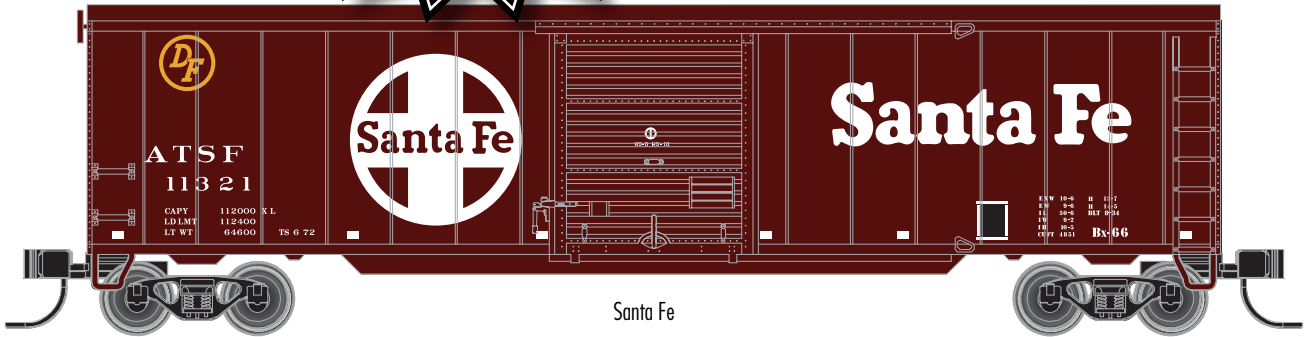
- 38900  
 50 001 096-50 001 097  
 50 001 098-50 001 099  
 50 001 100-50 001 101  
 50 001 102-50 001 103  
 50 001 104-50 001 105  
 50 001 106-50 001 107

**Undecorated MSRP:**


**\$12.95**

**MSRP:**

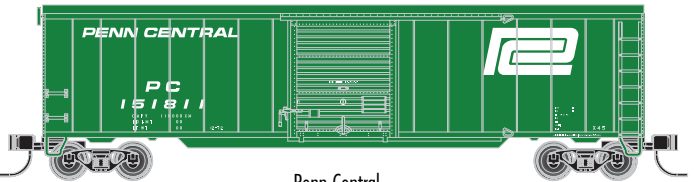
**\$17.95**



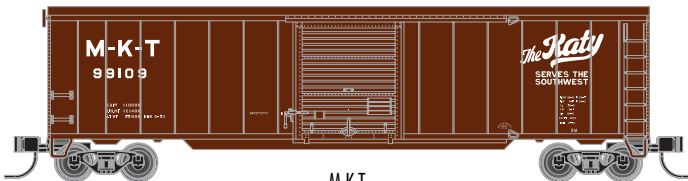
Santa Fe




Erie Lackawanna



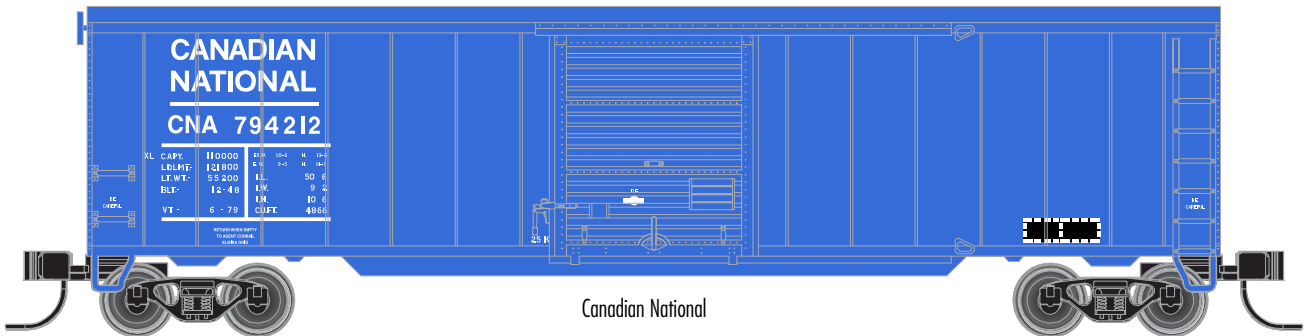
Penn Central



M-K-T



Nacionales de Mexico



Canadian National

# MASTER 4-4-0 LOCOMOTIVES


3rd QUARTER 2012 ARRIVAL

Road Name/Road Numbers	Item #
<b>New Model!</b>	
Undecorated	40 000 464
Painted/Unlettered (Black/Gold)	40 000 465
Pennsylvania 1510	40 000 466
New Haven 629	40 000 467
Canadian Pacific Railway 49	40 000 468
Santa Fe 35	40 000 469
<b>Standard MSRP:</b>	<b>\$119.95</b>

**FEATURES:**

- Colorful decoration based on paint schemes from the late 1800s and early 1900s
- Smooth-running motor
- Operating headlight
- Separately-applied bell and handrails
- Factory-equipped with AccuMate® couplers
- Flared or straight stack as per the prototype


**SMOOTH  
RUNNING  
MOTOR!**




Pennsylvania




Painted/Unlettered



New Haven



Canadian Pacific Railway



Santa Fe

# RS-11 LOCOMOTIVES MASTER

## 3rd QUARTER 2012 ARRIVAL

### FEATURES:

- AccuMate® couplers
- Golden-white LEDs
- Separate handrails and side sill
- Available DCC Ready & DCC Equipped

\*CSX Licensed Product

**GOLDEN  
WHITE  
LEDS!**



Chicago & North Western



GVT Rail Systems (FRR)



GVT Rail Systems (DLWR)



Lehigh Valley



N de M



New York Central\*



Penn Central



Seaboard Air Line\*

Road Name/Road Numbers	Standard Item #	DCC Item #
Undecorated	42600	_____
<b>New Paint Schemes</b>		
Chicago & North Western 4251	42657	42744
GVT Rail Systems (DLWR) 1804	42658	42745
GVT Rail Systems (FRR) 1802	42659	42746
Lehigh Valley 7641, 7648	42662-42663	42749-42750
N de M 7201, 7213	42664-42665	42751-42752
New York Central* 8003, 8006	42666-42667	42753-42754
Penn Central 7626, 7628	42668-42669	42755-42756
Seaboard Air Line* 100, 101	42670-42671	42757-42758
<b>MSRP:</b>	<b>\$124.95</b>	<b>\$164.95</b>

# MASTER 33,000 GALLON TANK CARS

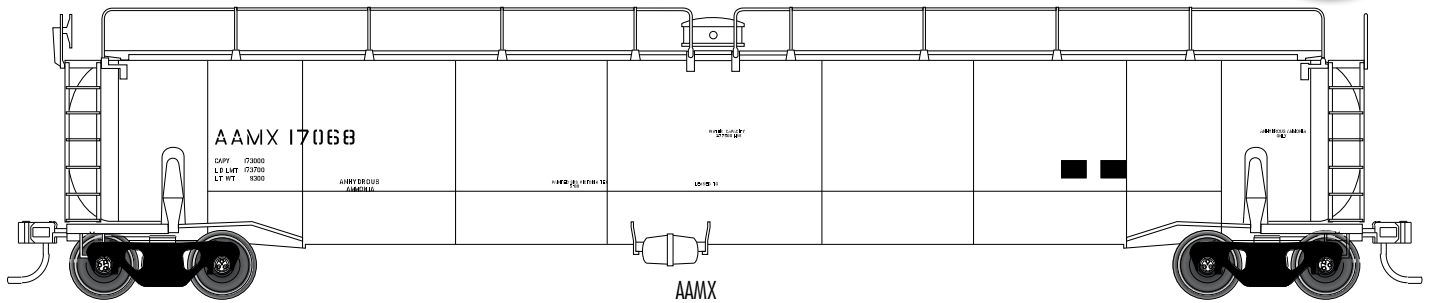
3rd QUARTER 2012 ARRIVAL

Road Name/Road Numbers	Item #
Undecorated	37000
<b>New Paint Schemes</b>	
AAMX (White/Black) 17055, 17068	50 000 993-50 000 994
GLNX (White/Black) 34238, 34237	50 000 995-50 000 996
Pennsylvania (White/Brown/Red) †	50 000 997-50 000 998
500002, 500010	
Petrolane 16993, 16996	50 000 999-50 001 000
Shippers Car Line (Red Stripe) 17051, 17052	50 001 001-50 001 002
<b>Undecorated MSRP:</b>	<b>\$19.95</b>
<b>MSRP:</b>	<b>\$25.95</b>

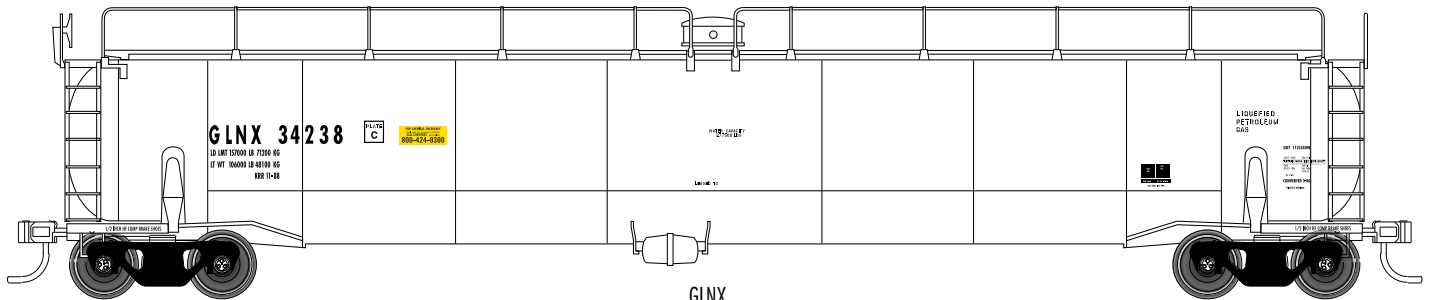
**FEATURES:**

- Fine end ladders
- Air reservoir
- Intricate lettering on the ends
- Prototypically accurate paint schemes
- 100-ton roller bearing trucks
- Walkway and end platforms
- Separate handrails


†Alternative History; What if ... after testing the "Rail Whale" prototypes (500000 and 500001) in 1965, the PRR placed an order for conventional pressurized tank cars from ACF.



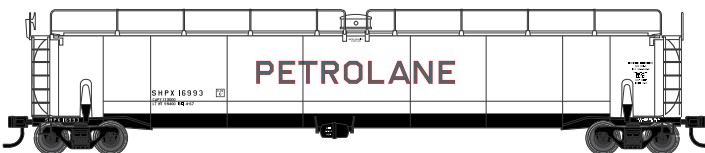
AAMX



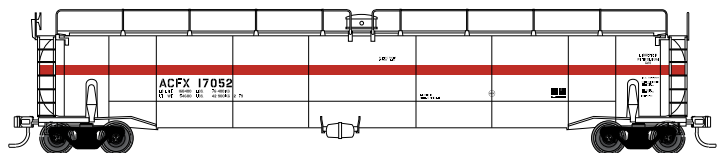
GLNX



Pennsylvania †



Petrolane



Shippers Car Line

# 40' PS-1 BOX CARS MASTER

3rd QUARTER 2012 ARRIVAL

**FEATURES:**

- Body Mounted Accumate Couplers
- Barber S-2A 50-ton Trucks with Metal Wheels
- Separately Applied Ladders
- Etched Metal Roof Walk
- 10 and 12 Stiffener Roof (used where appropriate)
- Ajax, Equipco and Miner Brake Wheels
- First run features 7', 5 panel Superior, 7', 7 panel Superior and 7' Youngstown Doors.
- Undecorated items will come with all three doors (7', 5 panel Superior, 7', 7 panel Superior and 7' Youngstown Doors) and all three brake wheels (Ajax, Equipco and Miner Brake Wheels).



Road Name/Road Numbers

Item #

Road Name/Road Numbers	Item #
<b>New Model!</b>	
Undecorated - 7' Door / 12 Stiffener Roof	50 000 947
Boston & Maine 75015, 75340	50 000 948-50 000 949
Buffalo Creek 2300, 2366	50 000 950-50 000 951
Cotton Belt 34533, 35155	50 000 952-50 000 953
Lehigh Valley 62508, 62738	50 000 954-50 000 955
Maine Central 8002, 8249	50 000 956-50 000 957
Milwaukee Road 8726, 8755	50 000 958-50 000 959
Rutland 151, 185	50 000 960-50 000 961
Western Pacific 20828, 20902	50 000 962-50 000 963

**Undecorated MSRP: \$21.95**  
**MSRP: \$26.95**



Boston & Maine



Buffalo Creek



Cotton Belt



Lehigh Valley



Maine Central



Milwaukee Road



Rutland



Western Pacific

# MASTER EV & STANDARD CUPOLA CABOOSSES

3rd QUARTER 2012 ARRIVAL

Road Name/Road Numbers	Item #
<b>N Standard Cupola Caboose</b>	
Undecorated	43000
<b>New Road Numbers</b>	
Great Northern X-65, X-70	50 000 976-50 000 977
Norfolk & Western 518553, 518595	50 000 978-50 000 979
Norfolk Southern 555048, 555569	50 000 980-50 000 981
Northern Pacific 1102, 1106	50 000 982-50 000 983
<b>N Extended Vision Caboose</b>	
Undecorated-EV (w/o roofwalk)	30200
Undecorated-EV (w/roofwalk)	30520
<b>New Road Numbers</b>	
Burlington Route 13611, 13620	50 000 984-50 000 985
Reading 94102, 94106	50 000 986-50 000 987
Santa Fe 999539, 999540	50 000 988-50 000 989
Soo Line 70, 77	50 000 990-50 000 991
<b>Undecorated MSRP:</b>	<b>\$18.95</b>
<b>MSRP:</b>	<b>\$28.95</b>

**FEATURES:**

- Thin endrails
- Separate brake cylinder
- Triple valve and air reservoir
- Roofwalk where appropriate
- Body mounted AccuMate® couplers
- Window glazing
- Open smoke stack
- Roller-bearing caboose trucks
- Accurate painting and lettering



Great Northern



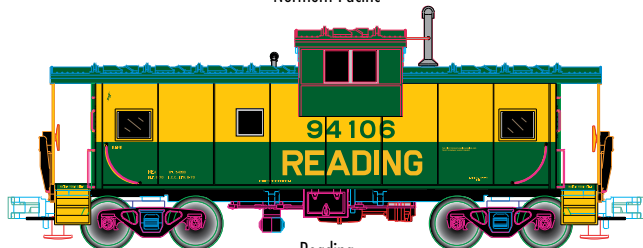
Norfolk & Western



Northern Pacific




Norfolk Southern



Reading



Burlington Route



Soo Line



Santa Fe



# FLAT CAR with TWO TRAILERS TRAINMAN®

3rd QUARTER 2012 ARRIVAL

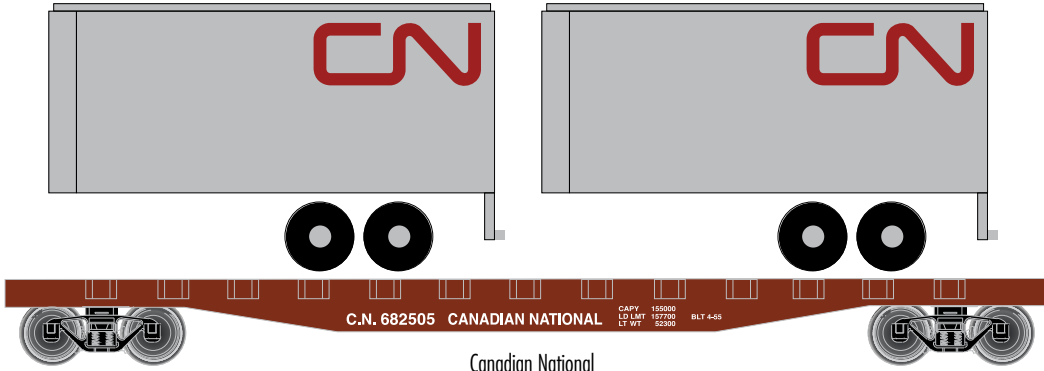
**FEATURES:**

- AccuMate® couplers
- Detailed printing

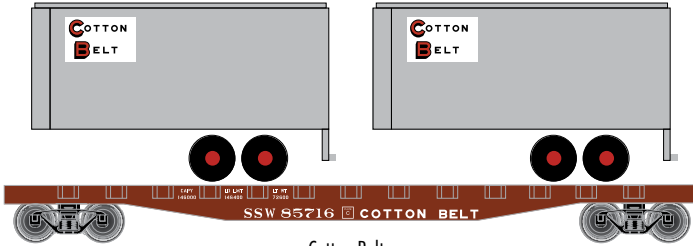
\*CSX Licensed Product



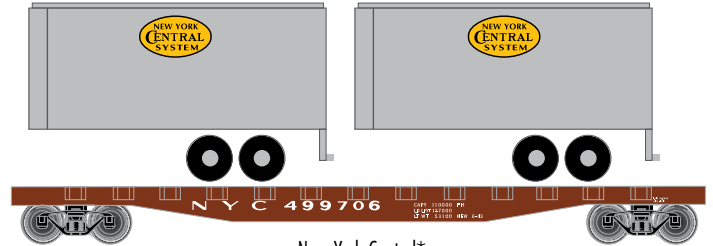
Road Name/Road Numbers	Item #
Undecorated	37400
<b>New Paint Schemes</b>	
Canadian National 682505, 682617	37607-37608
Cotton Belt 85705, 85716	37609-37610
New York Central* 499706, 499719	37611-37612
Northern Pacific 65109, 65125	37613-37614
Rock Island 90880, 90886	37615-37616
Santa Fe 92760, 92766	37617-37618
<b>Undecorated MSRP:</b>	<b>\$14.95</b>
<b>MSRP:</b>	<b>\$19.95</b>



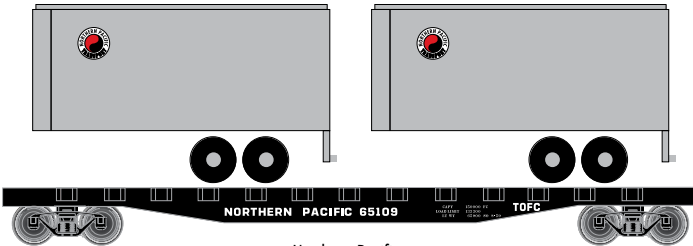
Canadian National



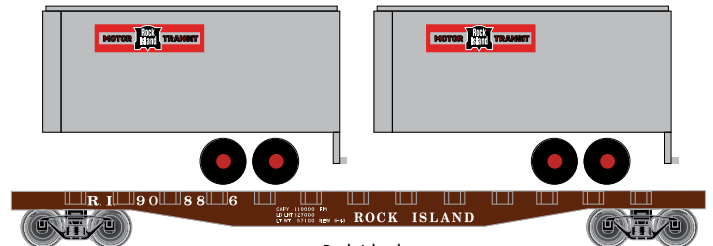
Cotton Belt




New York Central\*



Northern Pacific



Rock Island



Santa Fe

# TRAINMAN® ACF® 3560 COVERED HOPPERS

3rd QUARTER 2012 ARRIVAL

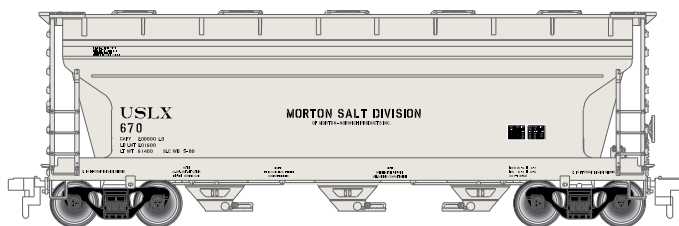
Road Name/Road Numbers	Item #
Undecorated	39900
<b>New Paint Scheme</b> Morton Salt 670, 676	50 000 913-50 000 914
<b>New Road Numbers</b> Chessie System* 601316, 601386	50 000 915-50 000 916
CSX* 226784, 226901	50 000 917-50 000 918
Corn Products 80022, 80028	50 000 919-50 000 920
FMC 64129, 64138	50 000 921-50 000 922
Watkins Salt 63907, 63908	50 000 923-50 000 924
<b>Undecorated MSRP:</b>	<b>\$11.95</b>
<b>MSRP:</b>	<b>\$14.95</b>

**FEATURES:**

- V-frame ends
- Roping staples
- Body mounted brake gear
- True scale dimensions with accurate details
- Equipped with AccuMate® knuckle couplers
- Side sheet weld seams
- Five roof hatches
- Weighted, detailed underframes

\*CSX Licensed Product (Models shown from previous run)

**ROPING  
STAPLES!**



# 50' DOUBLE DOOR BOX CARS TRAINMAN®

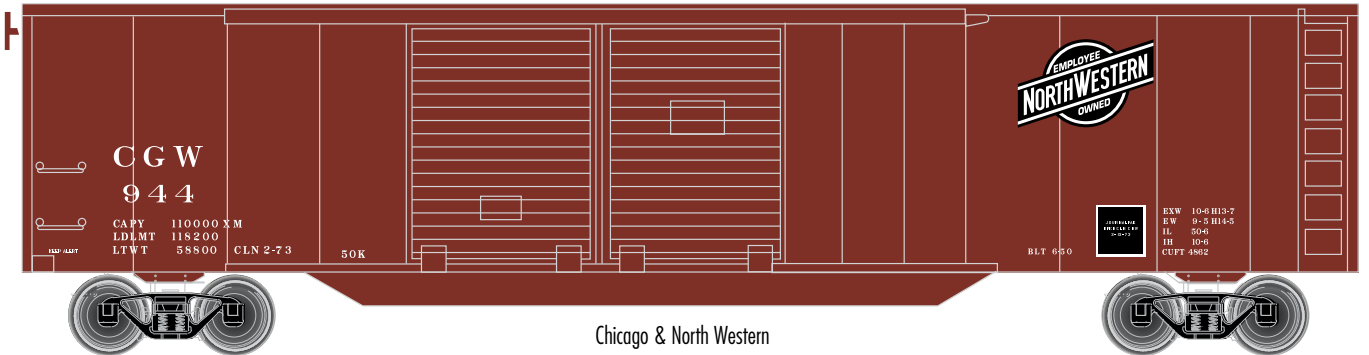
3rd QUARTER 2012 ARRIVAL

**FEATURES:**

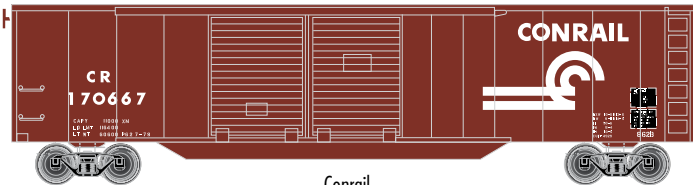
- Colorful painting and printing
- Equipped with AccuMate® operating knuckle couplers



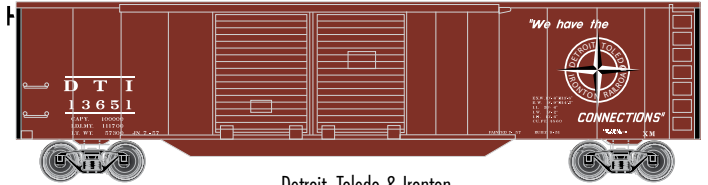
Road Name/Road Numbers	Item #
Undecorated	3600
<b>New Paint Schemes</b>	
Chicago & North Western (CGW) 944, 950	36463-36464
Conrail 170393, 170667	36465-36466
Detroit, Toledo & Ironton 13624, 13651	36467-36468
Erie Lackawanna 65800, 65805	36469-36470
Santa Fe 18501, 18508	36471-36472
Union Pacific 500003, 500028	36473-36474
<b>Undecorated MSRP:</b>	<b>\$11.95</b>
<b>MSRP:</b>	<b>\$16.95</b>



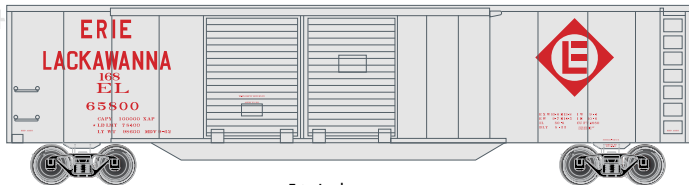
Chicago & North Western



Conrail



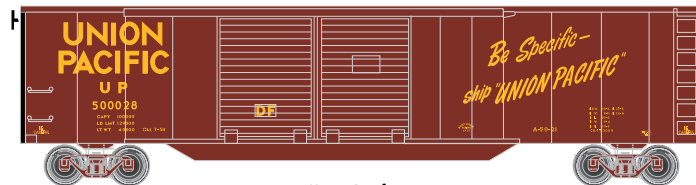
Detroit, Toledo & Ironton



Erie Lackawanna



Santa Fe



Union Pacific

# TRAINMAN® 90 TON HOPPERS

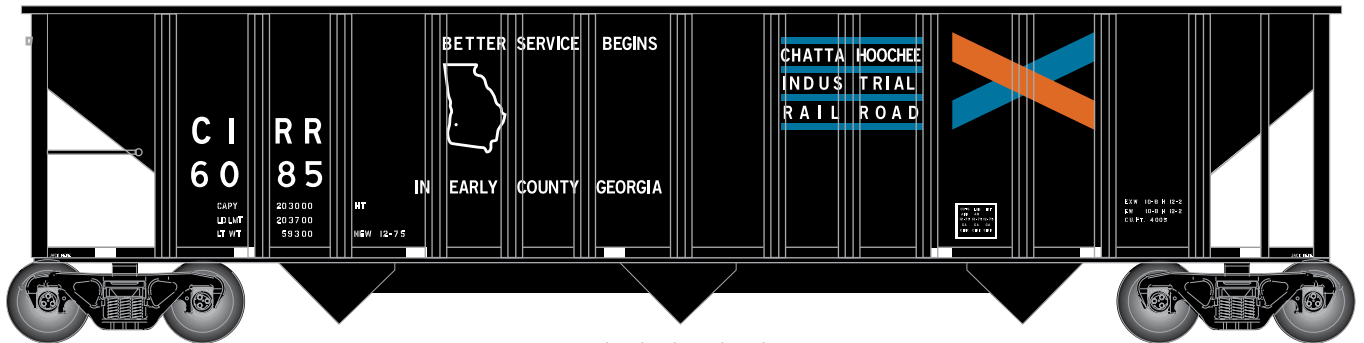
3rd QUARTER 2012 ARRIVAL

Road Name/Road Numbers	Item #
Undecorated	3260
<b>New Paint Scheme</b>	
Chattahoochee Industrial 6000, 6085	50 000 964-50 000 965
<b>New Road Numbers</b>	
Chesapeake & Ohio* 82600, 82621	50 000 966-50 000 967
Chicago & North Western 135202, 135266	50 000 968-50 000 969
Norfolk Southern 144100, 144196	50 000 970-50 000 971
Pennsylvania 669208, 669264	50 000 972-50 000 973
Santa Fe 178800, 178857	50 000 974-50 000 975
<b>Undecorated MSRP:</b>	<b>\$12.95</b>
<b>MSRP:</b>	<b>\$16.95</b>
<b>C&amp;NW MSRP:</b>	<b>\$18.95</b>

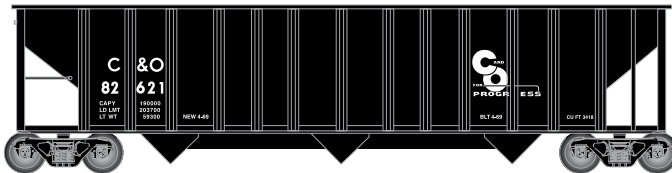
**FEATURES:**

- Colorful painting and printing
- Equipped with AccuMate® operating knuckle couplers

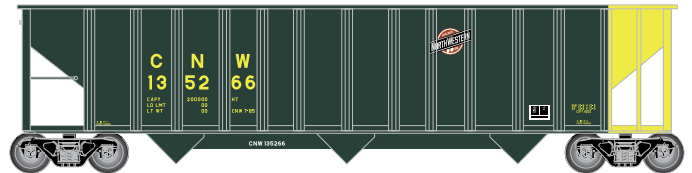
\*CSX Licensed Product



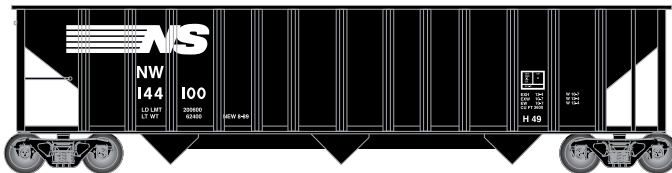
Chattahoochee Industrial



Chesapeake & Ohio\*



Chicago & North Western



Norfolk Southern



Pennsylvania



Santa Fe

# 1993 FORD® EXPLORERS

3rd QUARTER 2012 ARRIVAL

**FEATURES:**

- Simulated rotary beacon
- Side view mirrors
- Head and tail light glazing
- Interior detail
- Simulated rubber tires
- Under carriage detail
- 2 per pack



\*CSX Licensed Product † w/o rotary beacon (HO models shown)



This is an officially licensed product by the Ford Motor Company®.

Road Name/Road Numbers	Item #	MSRP
Undecorated w/ Simulated Rotary Beacon	60 000 061	\$28.95
<b>New Maintenance of Way Paint Schemes! New Simulated Rotary Beacon!</b>		
Orange - Unlettered (Orange/Black)	60 000 052	\$28.95
White - Unlettered (White/Black)	60 000 053	\$28.95
Yellow - Unlettered (Yellow/Black)	60 000 054	\$28.95
Alaska Railroad (Yellow/Black)	60 000 055	\$28.95
Burlington Northern (Green/Black)†	60 000 056	\$24.95
BNSF (White/Blue/Orange)	60 000 057	\$28.95
CSX* (White/Blue)	60 000 058	\$28.95
Southern Pacific (White/Red/Yellow)†	60 000 059	\$24.95
Union Pacific (White/Yellow)	60 000 060	\$28.95




Orange Unlettered



White Unlettered



Yellow Unlettered



Alaska Railroad



Burlington Northern



BNSF (N scale model)



CSX\*



Southern Pacific



Union Pacific

# N HANDCRAFTED SCALE LIGHTING SYSTEM

4th QUARTER 2012 ARRIVAL

Light up your layout with brand new scale lighting from Atlas! Offered in both HO & N scales, these handcrafted street lamps make illuminating your layout quick and simple!

Road Name/Road Numbers	Item #	MSRP
<b>New!</b>		
Clock	60 000 062	26.95
Park Light ver. 1	60 000 063	25.95
Ball Light	60 000 064	25.95
Park Light ver. 2	60 000 065	25.95
Street Light	60 000 066	25.95
Highway Light ver. 1	60 000 067	26.95
Curved Light ver.1	60 000 069	25.95
Curved Light ver.2	60 000 070	25.95

**FEATURES:**

- LED light source = longer life
- Brass construction
- Prototypical size for N scale model railroad layouts
- Quick fit base removes the need for gluing, nailing and screwing - Just "Drill and Drop"
- Lights come with quick connection plug in wire harness. Connects directly to power source. Resistors included.
- Light can be removed from mounting base and replaced with different style to change the look of any street or highway on your layout.

