



**NEW PAINT  
SCHEME!**

RS-3 Locomotive - BRITISH COLUMBIA RAILWAY #559, 570  
Item #42046, 42047



**NEW PAINT  
SCHEME!**

RS-3 Locomotive - DELAWARE & HUDSON #4107, 4110, 4121 - Item #42048-42050



**NEW PAINT  
SCHEME!**

RS-3 Locomotive - ERIE LACKAWANNA #1019, 1023, 1025  
Item #42051-42053

### ALCo RS-3 & RSD-4/5 LOCOMOTIVES

Decorated/Undecorated MSRP: \$99.95

Undecorated available:

- Item # 42000 RS-3 Undecorated
- Item # 42300 RSD-4/5 Undecorated

#### PROTOTYPE INFO

Over 1,300 RS-3 road-switcher locomotives were built by ALCo between 1950 and 1956. It can be considered one of the most successful four-axle diesel road-switchers ever produced by the builder.

These 1,600hp locomotives were powered by an ALCo 244 V-12 engine which was complimented by rugged GE electrical components. The RS-3 was truly a versatile locomotive. It could be found in virtually every type of service from passenger and commuter runs to heavy-haul and local freight assignments, most commonly in the east.

During this same time-period, ALCo offered a six-axle road-switcher which was more commonly found in the west. The RSD-4/5 was externally very similar to the RS-3, having six-axle trucks as an obvious spotting feature. They produced the same 1,600hp as an RS-3, but offered increased tractive effort due to the use of a larger generator.

**ESTIMATED DELIVERY: APRIL 2007**

**CALL** 908-687-0880

**FAX** 908-851-2550

**WEB** [www.atlasrr.com/NLoco/nrs33.htm](http://www.atlasrr.com/NLoco/nrs33.htm)

**NEW PAINT SCHEME!**



RS-3 Locomotive - GREAT NORTHERN #228, 221, 229 - Item #42054 - 42056

**NEW PAINT SCHEME!**



RS-3 Locomotive - NORTHERN PACIFIC #858, 860  
Item #42057, 42058

**NEW PAINT SCHEME!**



RS-3 Locomotive - WESTERN MARYLAND\*  
#185, 186, 188 - Item #42059 - 42061

**NEW PAINT SCHEME!**



RSD-4/5 Locomotive - CHESAPEAKE & OHIO\*  
#5572, 5575, 5587 - Item #42313 - 42315

**NEW ROAD NUMBERS!**



RSD-4/5 Locomotive - JERSEY CENTRAL  
#1601, 1608 - Item #42316, 42317

**NEW ROAD NUMBERS!**



RSD-4/5 Locomotive - SANTA FE #2101, 2103, 2107  
Item #42318, 42320

**NEW PAINT SCHEME!**



RSD-4/5 Locomotive - UTAH RAILWAY  
#302, 305 - Item #42321, 42322

### ATLAS DETAILS



(Front)



(Roof)



(Cab)



(Back)

#### ATLAS MODEL FEATURES:

- Golden-white LEDs
- Directional lighting
- Separately-applied painted handrails (where appropriate)
- Blackened metal wheels
- Scale Speed™ motor
- Factory-installed AccuMate® magnetic knuckle couplers
- Accurate painting and printing

*Atlas Classic*  
LOCOMOTIVES

\*CSX Licensed Product

**ESTIMATED DELIVERY: APRIL 2007**

**DEALER LOCATOR**

[www.atlasrr.com/locator/zsearch.asp](http://www.atlasrr.com/locator/zsearch.asp)

**WEB**

[www.atlasrr.com/NLoco/nrs33.htm](http://www.atlasrr.com/NLoco/nrs33.htm)



## ATLAS DETAILS



(Front)



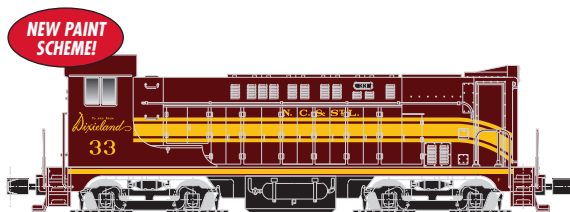
(Cab)




(Handrails)



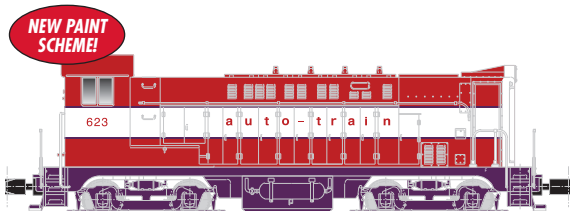
(Back)



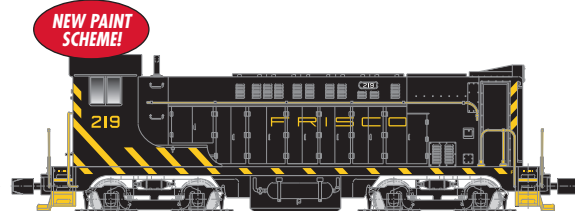
VO-1000 Locomotive - NASHVILLE,  
CHATTANOOGA & ST. LOUIS\*<sup>‡</sup> #32, 33  
Item #s 50029, 50030



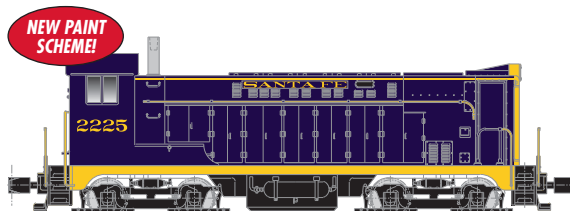
VO-1000 Locomotive - SOUTHERN PACIFIC<sup>®</sup>  
#1377, 1381 - Item #s 50031, 50032



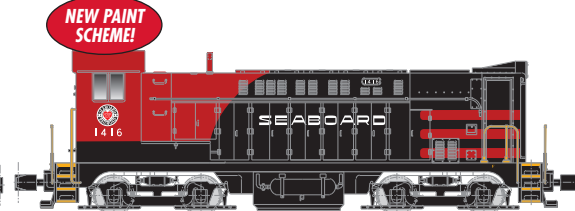
VO-1000 Locomotive - AUTO TRAIN<sup>™</sup> #623, 624  
Item #s 51036, 51037



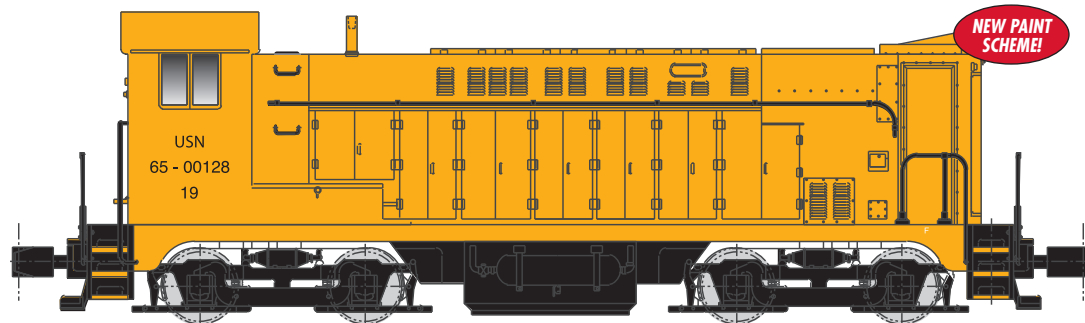
VO-1000 Locomotive - FRISCO<sup>™</sup> #218, 219  
Item #s 51038, 51039



VO-1000 Locomotive - SANTA FE<sup>™</sup> #2225, 2231  
Item #s 51040, 51041



VO-1000 Locomotive - SEABOARD<sup>™</sup> #1414, 1416  
Item #s 51042, 51043



VO-1000 Locomotive - US NAVY<sup>™</sup> #9, 19 - Item #s 51044, 51045

**BALDWIN VO-1000 LOCOMOTIVES**

Decorated/Undecorated MSRP: \$104.95

Undecorated available:

- Item # 50000 Undecorated w/ Step Guards
- Item # 51000 Undecorated w/o Step Guards

**PROTOTYPE INFO**

Built by Baldwin in the 1940's, the VO-1000 diesel locomotives could be found in both yard and mainline service across the country. Atlas' version is a true replica of the handsome engine.

**ATLAS MODEL FEATURES:**

- Improved body fit!
- Improved drive!
- Directional lighting
- DCC Ready
- Step guards and exhaust stacks as appropriate per railroad
- Blackened metal wheels
- Factory-equipped with AccuMate<sup>®</sup> knuckle couplers
- Slower speed motor for closer to scale speeds

Note: <sup>‡</sup>w/ Step Guards    <sup>‡</sup>w/o Step Guards

(You cannot convert these locomotives to Rapido couplers.)

Pre-production model detail shots shown

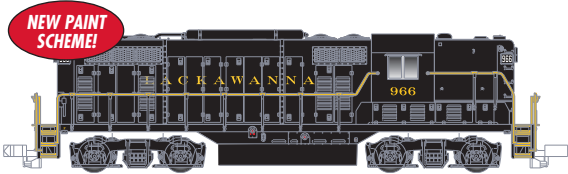
\*CSX Licensed Product  
†Union Pacific Licensed Product

**ESTIMATED DELIVERY: APRIL 2007**

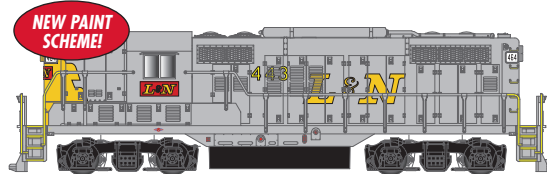
**CALL** 908-687-0880

**FAX** 908-851-2550

**WEB** [www.atlasrr.com/NLoco/nvo10003.htm](http://www.atlasrr.com/NLoco/nvo10003.htm)



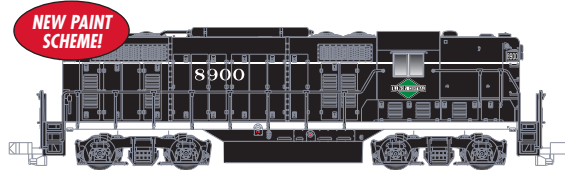
GP-7 "Torpedo Tube" Locomotive - LACKAWANNA #966, 967, 969  
 • Standard Item #48163-48165 • Decoder Item #50811, 50812




GP-7 "Torpedo Tube" Locomotive - LOUISVILLE & NASHVILLE\* #443, 455  
 • Standard Item #48166, 48167 • Decoder Item #50813, 50814




GP-7 "Torpedo Tube" Locomotive - SANTA FE #2651, 2652, 2654  
 • Standard Item #48168-48170 • Decoder Item #50815, 50816



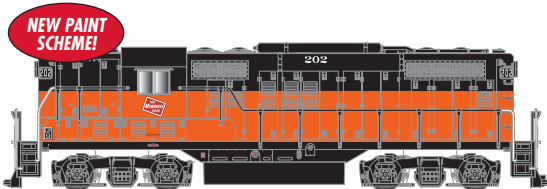
GP-7 "Torpedo Tube" Locomotive - ILLINOIS CENTRAL #8900, 8911  
 • Standard Item #48171, 48172 • Decoder Item #50817, 50818




GP-9 "Torpedo Tube" Locomotive - BALTIMORE & OHIO\* #6601, 6602, 6605  
 • Standard Item #48428-48430 • Decoder Item #50860, 50861



GP-9 "Torpedo Tube" Locomotive - CHICAGO NORTH WESTERN† #1714, 1718, 1720  
 • Standard Item #48431-48433 • Decoder Item #50862, 50863



GP-9 "Torpedo Tube" Locomotive - MILWAUKEE ROAD #202, 204, 206  
 • Standard Item #48434-48436 • Decoder Item #50864, 50865



GP-9 "Torpedo Tube" Locomotive - SOO LINE #2550, 2553  
 • Standard Item #48437, 48438 • Decoder Item #50866, 50867

### ATLAS DETAILS



(Front)



(Roof)



(Cab)



(End)

### EMD GP-7/9 "TORPEDO TUBE" LOCOS

Decorated/Undecorated Standard MSRP: \$94.95

Decorated Decoder Equipped MSRP: \$129.95

Undecorated available:

- Item #48100 - GP-7 "Torpedo Tube" Undecorated
- Item #48400 - GP-9 "Torpedo Tube" Undecorated

#### PROTOTYPE INFO

The EMD "Geep", as designed, was intended to be a basic, utilitarian locomotive for branch lines, secondary traffic and switcher service.

#### ATLAS MODEL FEATURES:

- Steam generator detail on the top of the short hood
- Dual-flywheel equipped five-pole skewed armature motor with a low friction mechanism • Larger fuel tank
- Factory-equipped with AccuMate® knuckle couplers
- Side sills with water-fill detail
- Roof-mounted air tanks
- Directional lighting
- Exceptional painting and printing
- Golden-white LEDs

\*CSX Licensed Product  
 †Union Pacific Licensed Product

**ESTIMATED DELIVERY: JUNE 2007**

**DEALER LOCATOR**

[www.atlasrr.com/locator/zsearch.asp](http://www.atlasrr.com/locator/zsearch.asp)

**WEB**

[www.atlasrr.com/NLoco/ngp75.htm](http://www.atlasrr.com/NLoco/ngp75.htm)

## ATLAS DETAILS



(Front)



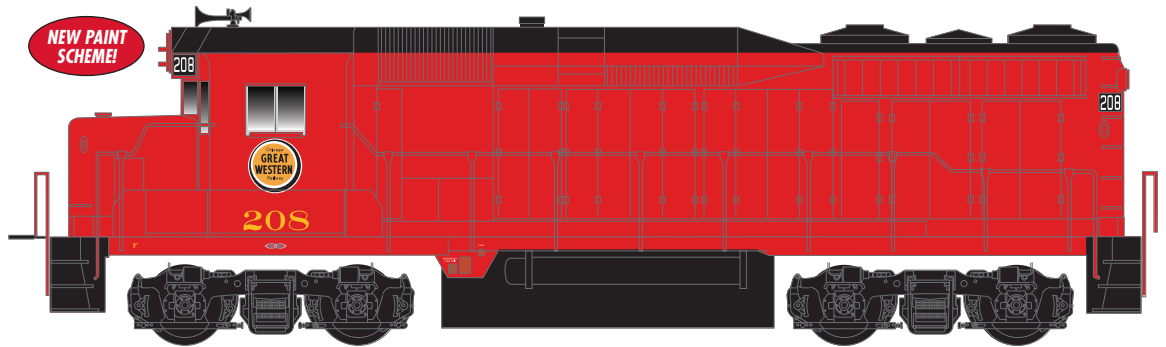
(Cab)



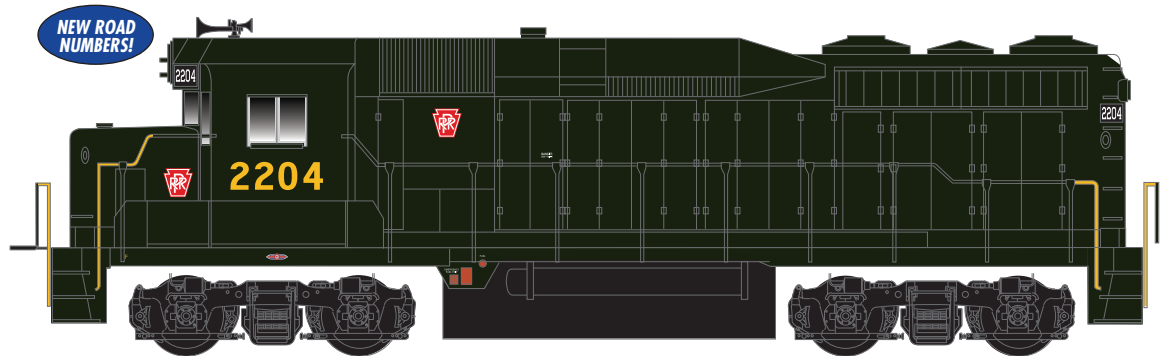
(Walkway)



(End)

GP-30 Locomotive - CHICAGO GREAT WESTERN<sup>®</sup> #207, 208

• Standard Item #47529, 47530 • Decoder Item #47410, 47411

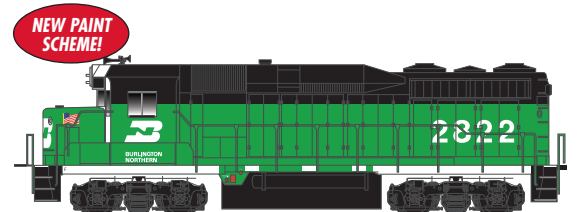


GP-30 Locomotive - PENNSYLVANIA #2204, 2207, 2214

• Standard Item #47531-47533 • Decoder Item #47412, 47413

GP-30 Locomotive - WISCONSIN CENTRAL<sup>®</sup>  
#711, 713, 715

• Standard Item #47534-47536 • Decoder Item #47414, 47415

GP-39M Locomotive - BURLINGTON NORTHERN  
#2813, 2815, 2822

• Standard Item #47526-47528 • Decoder Item #47408, 47409

## EMD GP-30/35/39M LOCOMOTIVES

Decorated/Undecorated Standard MSRP: \$99.95

Decorated Decoder Equipped MSRP: \$134.95

GP-30 Undecorated available:

• Item # 47500 - Undecorated<sup>®</sup> • Item # 47501 - Undecorated

GP-35 Undecorated available:

• Item # 46250 - Undecorated<sup>®</sup> • Item # 46260 - Undecorated<sup>®</sup>  
• Item # 46500 - Undecorated<sup>®</sup> • Item # 46501 - Undecorated<sup>®</sup>

## PROTOTYPE INFO

Built in the 1960s by the Electro-Motive Division of General Motors, the GP-30 and GP-35 Locomotives were four-wheel truck road switchers that were used in heavy-haul freight services throughout the country.

Due to the overwhelming demand for these popular engines, New Paint Schemes are now available for the N GP-30 & GP-35 locomotives, as well as being DCC Equipped and DCC Ready.

**ESTIMATED DELIVERY: JUNE 2007**

**CALL** 908-687-0880

**FAX** 908-851-2550

**WEB** [www.atlasrr.com/NLoco/ngp30353.htm](http://www.atlasrr.com/NLoco/ngp30353.htm)





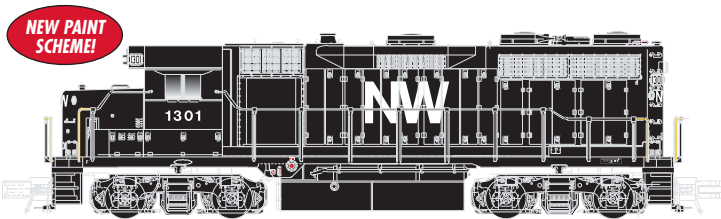
GP-35 Locomotive - BNSF<sup>‡</sup> #2527, 2542, 2591  
 • Standard Item #46527, 46528, 46529 • Decoder Item #46160, 46161



GP-35 Locomotive - CHESAPEAKE & OHIO\*\*  
 #3562, 3565, 3566  
 • Standard Item #46530-46532 • Decoder Item #46162, 46163



GP-35 Locomotive - CP RAIL<sup>‡</sup>  
 #5011, 5016, 5019  
 • Standard Item #46533-46535 • Decoder Item #46164, 46165



GP-35 Locomotive - NORFOLK & WESTERN<sup>‡</sup> #1300, 1301  
 • Standard Item #46536, 46537 • Decoder Item #46166, 46167  
 GP-35 Locomotive - NORFOLK & WESTERN #1306  
 • Standard Item #46538



GP-35 Locomotive - WESTERN MARYLAND\*\*  
 #3579, 3577, 3580  
 • Standard Item #46539-46541 • Decoder Item #46168, 46169

### ATLAS MODEL FEATURES:

- Slow Speed Motor
- Golden-White LEDs
- Directional lighting
- Dual brass flywheels
- Low-friction mechanism
- Dynamic brakes (GP-35 only)
- Factory-installed AccuMate® magnetic knuckle couplers
- Accurate painting and lettering

- § - Low Nose Headlight
- ‡ - With Dynamic Brakes
- ¥ - Phase 1A
- β - Phase 1B
- ⊘ - With AAR-B Trucks

\*CSX Licensed Product

**ESTIMATED DELIVERY: JUNE 2007**

**DEALER LOCATOR**

[www.atlasrr.com/locator/zsearch.asp](http://www.atlasrr.com/locator/zsearch.asp)


**WEB**

[www.atlasrr.com/NLoco/ngp30353.htm](http://www.atlasrr.com/NLoco/ngp30353.htm)


## ATLAS DETAILS



(Cab)



(Roof)



(End)




(Front)



MP15DC Locomotive - ALASKA RAILROAD<sup>1</sup>  
#1551, 1552

- Standard Item #s 52243, 52244
- Decoder Item #s 52528, 52529




MP15DC Locomotive - BNSF<sup>1</sup>  
#3702, 3703, 3704

- Standard Item #s 52248, 52249, 52250
- Decoder Item #s 52532, 52533




MP15DC Locomotive - KANSAS CITY  
SOUTHERN<sup>2</sup> #4363, 4364

- Standard Item #s 52254, 52255
- Decoder Item #s 52536, 52537




MP15DC Locomotive - AMTRAK<sup>1</sup>  
#530, 533, 538

- Standard Item #s 52245, 52246, 52247
- Decoder Item #s 52530, 52531




MP15DC Locomotive - BURLINGTON  
NORTHERN<sup>1</sup> #1000, 1001, 1003

- Standard Item #s 52251, 52252, 52253
- Decoder Item #s 52534, 52535



MP15DC Locomotive - MANUFACTURERS  
RAILWAY<sup>2</sup> #251, 252

- Standard Item #s 52256, 52257
- Decoder Item #s 52538, 52539



MP15DC Locomotive - SOUTHERN RWY. OF BRITISH COLUMBIA<sup>1</sup> #151, 152, 153

- Standard Item #s 52258, 52259, 52260
- Decoder Item #s 52540, 52541

## EMD MP15DC LOCOMOTIVES

Decorated/Undecorated Standard MSRP: \$104.95

Decorated Decoder Equipped MSRP: \$139.95

Undecorated available:

- Item # 52200 Undecorated<sup>1</sup>
- Item # 52201 Undecorated<sup>2</sup>

## PROTOTYPE INFO

Built by EMD, the MP15DC is a versatile locomotive that is employed by both large and small railroads across North America in road freight and yard switching duties. It was also purchased by several non-railroad corporations for use in plant switching service.

## ATLAS MODEL FEATURES:

- Separately-applied roof detail
- Painted safety rails
- Dual flywheels
- Directional lighting
- Blackened metal wheels
- Scale Speed™ motor
- Factory-installed AccuMate® magnetic knuckle couplers
- Many different railroad-specific details
- Separately-applied coupler cut levers

## Body Style Notes:

Note 1: Standard Hood

Note 2: Hood with square air filter box

<sup>1</sup>Includes sill-mounted handrails which are correct for MP15DCs other than Amtrak

ESTIMATED DELIVERY: JUNE 2007

CALL 908-687-0880

FAX 908-851-2550

WEB [www.atlasrr.com/NLoco/nmp15b.htm](http://www.atlasrr.com/NLoco/nmp15b.htm)



## ATLAS DETAILS



(End)




(Cab & Printing)




(Front)



(Walkway)



SD-24 Locomotive - EMD DEMONSTRATOR² #5579 • Standard Item #54438 • Decoder Item #54484



SD-24 Locomotive - KENNECOTT COPPER™¹ #904 • Standard Item #54439 • Decoder Item #54485



SD-24 Locomotive - SANTA FE¹ #4502, 4526 • Standard Item #54440, 54441 • Decoder Item #54486, 54487



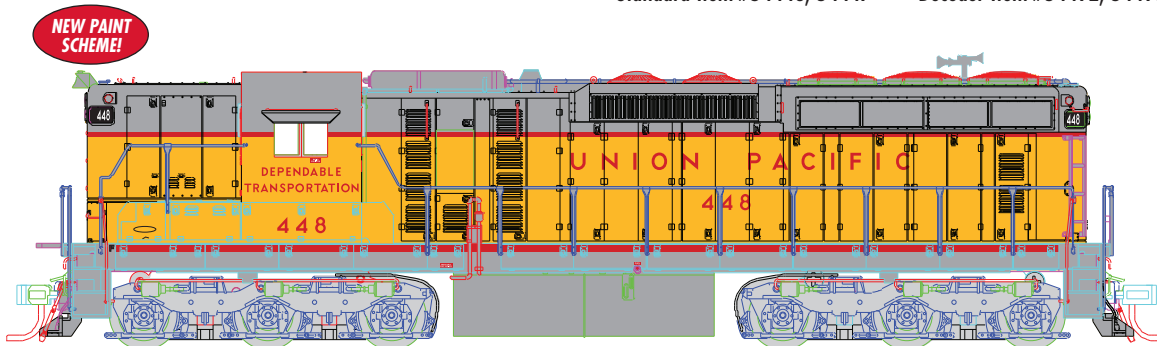
SD-24 Locomotive - BURLINGTON² #500, 512 • Standard Item #54442, 54443 • Decoder Item #54488, 54489



SD-24 Locomotive - SOUTHERN² #2506, 2517 • Standard Item #54444, 54445 • Decoder Item #54490, 54491



SD-24 Locomotive - UNION PACIFIC¹ (DEPENDABLE TRANSPORTATION)¹ #415, 429 • Standard Item #54446, 54447 • Decoder Item #54492, 54493



SD-24 Locomotive - UNION PACIFIC¹ (DEPENDABLE TRANSPORTATION)² #448 • Standard Item #54448 • Decoder Item #54494

### EMD SD-24 LOCOMOTIVES

- Decorated/Undecorated Standard MSRP: \$104.95
- Decorated Decoder Equipped MSRP: \$139.95
- EMD Demonstrator Standard MSRP: \$114.95
- EMD Demonstrator Decoder Equipped MSRP: \$149.95

Undecorated available:

- Undecorated (Burlington Style)² Standard Item #54400
- Undecorated (Santa Fe Style)¹ Standard Item #54401
- Undecorated (Southern Style)² Standard Item #54402
- Undecorated (Union Pacific Style)¹ Standard Item #54403

### ATLAS MODEL FEATURES:

- Separately-applied roof detail
- Golden-white LEDs
- Directional lighting
- Painted safety rails
- Blackened metal wheels
- Scale Speed™ motor
- Factory-installed AccuMate® magnetic knuckle couplers

¹Note: Body style correct for earlier production SD-24 locomotives

Body Style:

- 1 - Low Nose
- 2 - High Nose

†Union Pacific Licensed Product (HO model detail shots shown)

ESTIMATED DELIVERY: JULY 2007

DEALER LOCATOR

[www.atlasrr.com/locator/zsearch.asp](http://www.atlasrr.com/locator/zsearch.asp)

WEB

<http://www.atlasrr.com/NLoco/nsd243.htm>