

From the Collection of
"HOseeker"

Atlas

Fall/Winter 2003-2004

Catalog

HO & N SCALE PRODUCTS



www.atlasrr.com

\$3.00

TABLE OF CONTENTS

From the Collection of
"HOseeker"

HO LOCOMOTIVES

HO FM H15-44 & H16-44 Locomotive - <i>New Paint Schemes!</i>	3
HO ALCO RS-1 Locomotive - <i>New Paint Schemes!</i>	4
HO ALCO RS-3 Locomotive - <i>New Paint Schemes!</i>	5
HO EMD SD-35 Locomotive - <i>New Paint Schemes!</i>	6
HO EMD SD-24 Locomotive - NEW!	7
HO ALCO C-424 & C-425 Locomotive - <i>New Paint Schemes!</i>	8-9
HO GE U30C Locomotive - NEW!	10-11
HO GE DASH 8-40C Locomotive - NEW!	12-13
HO GE DASH 8 Series Locomotive - <i>New Road Numbers!</i>	14-15

HO FREIGHT CARS

HO 36' Wood Reefer - NEW!	16-17
HO ACF® Hart Ballast Hopper Car - NEW!	18-19
HO ACF® 11,000 Gallon Tank Car - NEW!	20
HO PS-2 Covered Hopper - <i>New Road Names & Numbers!</i>	20
HO ACF® 23,500 Gallon Tank Car - <i>New Road Names & Numbers!</i> ..	21
HO ACF® 4650 3-Bay Centerflow Hopper - <i>New Paint Schemes!</i> ..	21
HO ACF® 50' Precision Design Box Car-Ribside - NEW!	22
HO 45' Pines Trailer - <i>New Paint Schemes & Numbers!</i>	23
HO 1984 FORD® 9000 Tractor Cab - <i>Back in Stock!</i>	23
HO ACF® Coalveyor Bathtub Gondola - <i>New Road Numbers!</i>	24

N LOCOMOTIVES

N Baldwin VO-1000 Locomotive - <i>New Road Numbers!</i>	25
N FM Train Master Locomotive - <i>New Paint Schemes!</i>	26
N EMD SD-7 Locomotive - <i>New Paint Schemes!</i>	27
N EMD SD-9 Locomotive - <i>New Paint Schemes!</i>	28
N EMD SD-24 Locomotive - NEW!	29
N EMD GP-30/35 Locomotive - <i>New Paint Schemes!</i>	30
N ALCO C-628/630 Locomotive - NEW!	31
N EMD GP-38/40 Locomotive - <i>New Paint Schemes!</i>	32-33

N FREIGHT CARS

N 40' Wood Reefer - <i>New Paint Schemes!</i>	34
N 55 Ton Fishbelly Hopper - <i>New Road Numbers!</i>	35
N Cupola Caboose - <i>New Paint Schemes & Numbers!</i>	35
N 50' Freight Cars - <i>New Road Numbers!</i>	36
N ACF® 23,500 Gallon Tank Car - <i>New Road Names & Numbers!</i> ..	37
N PS-2 Covered Hopper - <i>New Paint Schemes & Numbers!</i>	38
N 40' Plug-Door Box Car & N 40' Stock Car - <i>New Road Numbers!</i> ..	38
N FGE Box Car - <i>New Paint Schemes & Numbers!</i>	39
N Track Cleaning Car - NEW!	39
N 50' ACF® Precision Design Box Car-Ribside - NEW!	40
N 45' Pines Trailer - <i>New Paint Schemes & Numbers!</i>	41
N 1984 FORD® 9000 Tractor Cab - <i>Back in Stock!</i>	41
N ACF® Coalveyor Bathtub Gondola - <i>New Road Numbers!</i>	42
N Articulated Auto Carrier - NEW!	43

ACCUMATE® couplers are made under license from AccuRail, Inc.

WELCOME TO ATLAS MODEL RAILROAD CO.

It doesn't matter if you model the steam or diesel era, the west coast to the east coast, HO or N scale. There is something for everyone from Atlas!


OUR PHILOSOPHY

Our high quality standards mean, "We will ship no product before its time." As a result, when you see the phrase, "Estimated Ship Date" next to a product, it is just that...an estimate. It takes time to develop high quality products with scale accuracy. As such, the estimated ship date may change, especially with the release of a new product. For more information, please visit <http://www.atlasrr.com/ordership.asp>

ATLAS TRACK CATALOG-AVAILABLE NOW!

Atlas has three different high quality HO track lines (Code 100, Code 83 & True-Track®) and two different high quality N scale track lines (Code 80 & Code 55) to choose from, plus prototypical track accessories.

For your copy that includes HO, N & O scale layout ideas and benchwork construction tips, please send \$5 to 378 Florence Avenue, Hillside, NJ 07205.



©2003-2004, Atlas Model Railroad Company. All rights reserved. Prices subject to change without notice. Atlas reserves the right to cancel any item number or road name that does not meet minimum production quantities.

Product photos by Joseph Harrah, Hot Shots Photography

Front Cover: Layout and photo by Ken Patterson featuring the Atlas HO RS-1 Locomotive with Atlas HO freight cars, HO Code 83 track and structures.

NOTE: Road numbers shown in photos and technical drawings may be different than actual production run.



378 Florence Avenue, Hillside, NJ 07205
Phone: 908-687-0880 Fax: 908-851-2550
www.atlasrr.com


HO FM H15-44 & H16-44 LOCOMOTIVE

**NEW
PAINT SCHEMES!**

From the Collection of
"HOseeker"



(Item #9527)



(Item #9531)



(Item #9533)



(Item #9523)



(Item #9536)



(Item #9524)

**H
O
S
C
A
L
E**

ITEM # DESCRIPTION/ROAD NUMBER

H15-44 EARLY BODY & CAB W/BODY MOUNTED HANDRAILS

- 9500 Undecorated H15/16-44
- 9522 Kansas City Southern (Black/Red/Yellow) 40
- 9523 Kansas City Southern (Black/Red/Yellow) 41
- 9524 Rio Grande (Black/Yellow) 150
- 9525 Rio Grande (Black/Yellow) 151
- 9526 Rio Grande (Black/Yellow) 152

H15-44 EARLY BODY & CAB W/SILL MOUNTED HANDRAILS

- 9518 Undecorated H15/16-44
- 9527 New Haven (Green/Orange) 594
- 9528 New Haven (Green/Orange) 596
- 9529 New Haven (Green/Orange) No #

H16-44 EARLY BODY/SQUARE WINDOW CAB W/ BODY MOUNTED HANDRAILS

- 9519 Undecorated H16-44
- 9530 Pennsylvania (Brunswick Green/Gold) 8807
- 9531 Pennsylvania (Brunswick Green/Gold) 8809
- 9532 Pennsylvania (Brunswick Green/Gold) No #

H16-44 EARLY BODY/SQUARE WINDOW CAB W/ SILL MOUNTED HANDRAILS

- 9520 Undecorated H16-44
- 9533 Southern (Black/Imitation Aluminum/Gold) 2147
- 9534 Southern (Black/Imitation Aluminum/Gold) 2151
- 9535 Southern (Black/Imitation Aluminum/Gold) No #

H16-44 LATE BODY/SQUARE WINDOW CAB W/BODY MOUNTED HANDRAILS

- 9521 Undecorated H16-44
- 9536 Lackawanna (Black/Yellow) 930
- 9537 Lackawanna (Black/Yellow) 934
- 9538 Lackawanna (Black/Yellow) No #

MSRP: \$149.95

ESTIMATED DELIVERY: OCTOBER 2003!

(These units will come equipped with the 4-Function HO Dual-Mode® Decoder pre-installed.)

www.atlasrr.com/highlights/h1516441.asp

3

PHONE: 908-687-0880 FAX: 908-851-2550

NEW PAINT SCHEMES! Built by Fairbanks Morse in the late 1940's through the 1950's, the H15-44 and H16-44 locomotives were used for commuter service and road freight service throughout the country.

FEATURES: Atlas' true-to-life, HO scale model features bi-directional red and green classification lamps that work in DCC and analog mode, realistic die-cast under

frame, five-pole skewed armature motor with dual flywheels, directional lighting, factory-equipped with AccuMate® knuckle couplers, painted crew figures, separately-installed scale windshield wipers and fine scale handrails, piping on trucks, separately-applied coupler cut levers and trainline hoses, separately-applied fuel tank skirt as appropriate by railroad, etched metal radiator grilles, and AAR-B or FM-style truck sideframes as appropriate by railroad.

HO ALCO RS-1 LOCOMOTIVE

From the Collection of
"HOseeker"



(Item #7104 - O scale model shown)



(Item #7105)



(Item #7110)

H
O
S
C
A
L
E

ITEM # DESCRIPTION/ROAD NUMBER

RS-1 LOCOMOTIVES - NEW ROAD NAMES!

7100	Undecorated (Friction-bearing & roller-bearing trucks)
7101	Chicago & North Western (Green/Yellow) 212
7102	Chicago & North Western (Green/Yellow) 222
7103	Great Northern (Orange/Green/Black) 182
7104	Great Northern (Orange/Green/Black) 184
7105	Morristown & Erie (Red/Blue/Yellow) 15
7106	New Haven (Orange/Green) 0661
7107	New Haven (Orange/Green) 0665
7108	Rock Island (Black/Red/Silver) 735
7109	Rock Island (Black/Red/Silver) 739
7110	Santa Fe (Blue/Yellow) 2397
7111	Santa Fe (Blue/Yellow) 2398

MSRP: \$99.95



(Item #7101)



(Item #7109 - O scale model shown)



(Item #7106)

Atlas Classic
LOCOMOTIVES

(Pre-production model shown.
Actual model will come with
roller-bearing trucks.)

ESTIMATED DELIVERY: NOVEMBER 2003!

www.atlasrr.com/highlights/hors1.asp

4

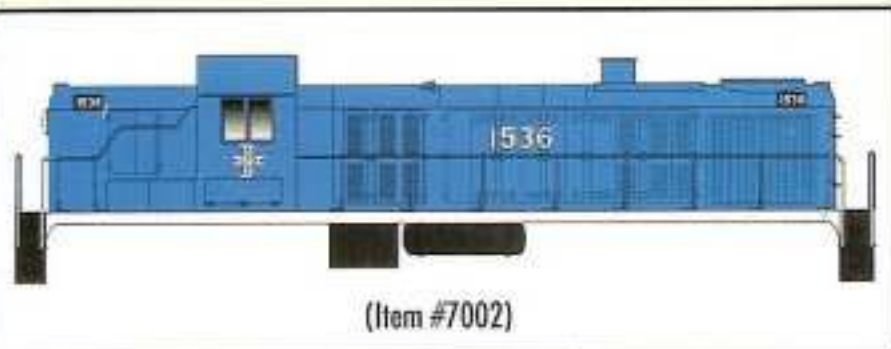
PHONE: 908-687-0880 FAX: 908-851-2550

NEW PAINT SCHEMES! The RS-1 was introduced by ALCO in March of 1941 with the delivery of the first of two units to the Rock Island. Combining the accessibility of a switching locomotive and the higher-speed tracking of a road unit, the RS-1 started a revolution in locomotive design that was soon embraced by all of the major diesel-electric builders.

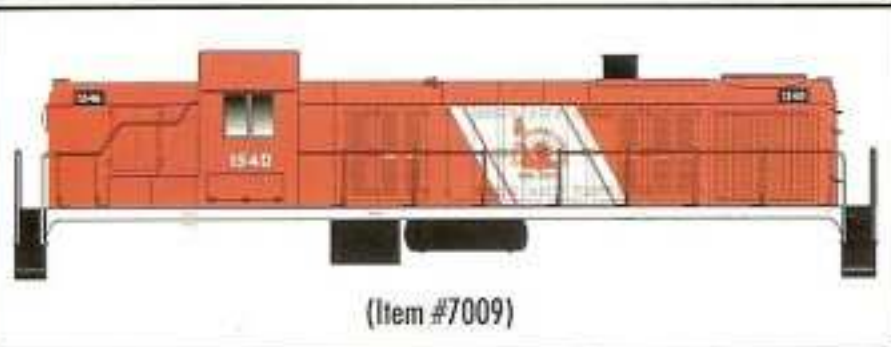
FEATURES: • NEW! Separately-applied wire grab irons • NEW! Coupler cut bars • Trainline hoses and lift rings • NEW! Improved painting and printing • NEW! Improved detail on the radiator section • NEW! Revised roof detail on the long hood • Prototypical and accurate details • Realistic die-cast mainframe • Five-pole skewed armature motor with dual-flywheels for optimum performance • Directional lighting • Factory-equipped with AccuMate® knuckle couplers • Friction-bearing or roller-bearing trucks where appropriate.

HO ALCO RS-3 LOCOMOTIVE

From the Collection of
"HOseeker"



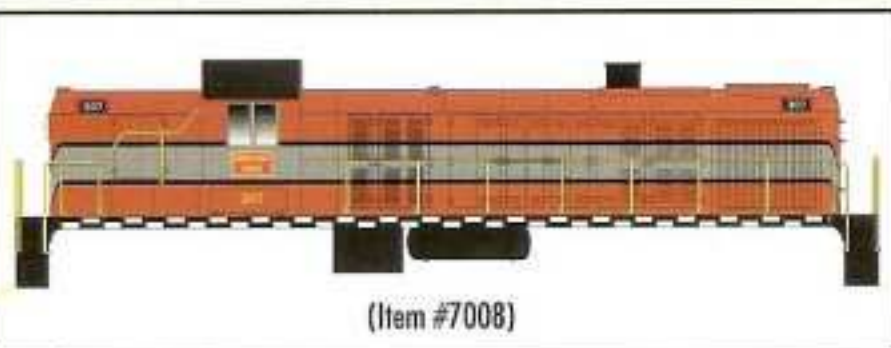
(Item #7002)



(Item #7009)



(Item #7004)



(Item #7008)

H
O
S
C
A
L
E

ITEM # DESCRIPTION/ROAD NUMBER

RS-3 LOCOMOTIVES - NEW PAINT SCHEMES!

8450	Undecorated
7001	Boston & Maine (Blue/White/Black) 1508
7002	Boston & Maine (Blue/White/Black) 1536
7003	Cotton Belt (Black/Silver/Orange-"Black Widow") 357
7004	Cotton Belt (Black/Silver/Orange-"Black Widow") 360
7005	Delaware & Hudson (Black/Yellow w/ End Stripes) 4067
7006	Delaware & Hudson (Black/Yellow w/ End Stripes) 4069
7007	Green Bay & Western (Red/Gray/Black) 305
7008	Green Bay & Western (Red/Gray/Black) 307
7009	Jersey Central (Red/White-"Coast Guard") 1540
7010	Jersey Central (Red/White-"Coast Guard") 1552
7011	Rock Island (Maroon/Yellow) 470
7012	Rock Island Maroon/Yellow) 473
7013	Seaboard Coast Line (Black/Silver/Yellow) 1165
7014	Seaboard Coast Line (Black/Silver/Yellow) 1167

MSRP: \$94.95




(Item #7013)



(Item #7005)

ESTIMATED DELIVERY: JANUARY 2004!

NEW
PAINT SCHEMES!



(Item #7011)

Atlas Classic
LOCOMOTIVES

www.atlasrr.com/highlights/hors3classic2.asp

5

PHONE: 908-687-0880 FAX: 908-851-2550

NEW PAINT SCHEMES! Produced by the American Locomotive Company (ALCO) during the 1950s, the 1,600 hp RS-3 was used in local, road freight and commuter passenger service throughout North America.

FEATURES: Atlas' HO Classic Locomotive version is loaded with stunning details such as directional lighting, factory-installed AccuMate® couplers, dual flywheel-equipped five-pole skewed armature motor for optimum performance at all speeds, metal grab irons and the most accurate painting and printing to match the prototype.

HO EMD SD-35 LOCOMOTIVE

H
O
S
C
A
L
E

ITEM #	DESCRIPTION/ROAD NUMBER
HO SD-35 LOW NOSE	
9200	Undecorated SD-35 Low Nose
9226	B&O (Blue/Yellow) 7409
9227	B&O (Blue/Yellow) 7418
9228	B&O (Blue/Yellow) No #
9229	Penn Central (Black/White w/Red "P") 6018
9230	Penn Central (Black/White) 6031
9231	Penn Central (Black/White) No #
9232	Seaboard Coast Line (Black/Yellow/Silver) 1907
9233	Seaboard Coast Line (Black/Yellow/Silver) 1910
9234	Seaboard Coast Line (Black/Yellow/Silver) No #
9235	Western Maryland (Black/Yellow) 7432
9236	Western Maryland (Black/Yellow) 7433
9237	Western Maryland (Black/Yellow) No #
9238	Wisconsin Central (Maroon/Yellow) 2500
HO SD-35 HIGH NOSE	
9260	Undecorated SD-35 High Nose
9273	Central of Georgia (Black/Imitation Aluminum/Gold) 217
9274	Central of Georgia (Black/Imitation Aluminum/Gold) 221
9275	Central of Georgia (Black/Imitation Aluminum/Gold) No #

MSRP: \$99.95

From the Collection of
"HOseeker"



(Item #9273 - O scale model shown)



(Item #9229 - N scale model shown)



(Item #9232)

**AVAILABLE NOW AT
YOUR DEALER!**

**NEW
PAINT SCHEMES!**



(Item #9226)



(Item #9236)



(Item #9238)

www.atlasrr.com/highlights/hosd352.asp

6

PHONE: 908-687-0880 FAX: 908-851-2550

NEW PAINT SCHEMES! Built in the 1960s by the ElectroMotive Division (EMD), the 2,500 hp SD-35 locomotive was a 6-axle road switcher. It was a popular locomotive with approximately 360 units being built in a relatively short period between 1964 and 1966.

FEATURES: Atlas' HO rendition is made for modelers who appreciate the finest detail and smoothest performance. With a realistic die-cast under-

frame, five-pole skewed armature motor with dual flywheels for optimum performance at all speeds, directional lighting, detailed cab interior with crew, separately-installed scale windshield wipers, metal grab irons and fine scale handrails, marker lights with separate lenses, scale fans and grille detail, AccuMate® knuckle couplers, 4-Function HO Dual-Mode® Decoder and more, the SD-35 will feel right at home on your layout.

HO EMD SD-24 LOCOMOTIVE

From the Collection of
"HOseeker"

NEW!



(Item #7562)

Our NEW HO scale model features details unique to each road name:

Burlington (CB&Q): High nose, single-chime air horn on short hood, Gyra-light on short hood (non-operating), winterization hatch

Santa Fe: Low nose, 3-chime horn mounted on left side of hood behind cab

Southern: High nose, 5-chime horn mounted on cab, bell detail on short hood

Union Pacific: Low nose, 3-chime horn mounted between 2nd and 3rd radiator fans, winterization hatch

As well as: • NEW! Separately-applied roof piping detail • Realistic die-cast underframe

• Five-pole skewed armature motor with dual flywheels for optimum performance at all speeds. (even more features...see below)

ESTIMATED DELIVERY: JANUARY 2004!

HO
SCALE

ITEM # DESCRIPTION/ROAD NUMBER

HO EMD SD-24 LOCOMOTIVE (ANALOG - W/OUT DECODER)

7500	Undecorated (Burlington Style) High nose w/Gyra-light & wint. hatch
7501	Undecorated (Santa Fe Style) Low nose
7502	Undecorated (Southern Style) High nose w/bell
7503	Undecorated (Union Pacific Style) Low nose w/winterization hatch
7504	Burlington (Red/Gray/White) 502
7505	Burlington (Red/Gray/White) 506
7506	Burlington (Red/Gray/White) No #
7507	Santa Fe (Blue/Yellow) 947
7508	Santa Fe (Blue/Yellow) 968
7509	Santa Fe (Blue/Yellow) No #
7510	Southern (Black/Imitation Alum./Gold) 6306
7511	Southern (Black/Imitation Alum./Gold) 6314
7512	Southern (Black/Imitation Alum./Gold) No #
7513	Union Pacific (Yellow/Gray) 401
7514	Union Pacific (Yellow/Gray) 416
7515	Union Pacific (Yellow/Gray) No #

Standard MSRP: \$109.95

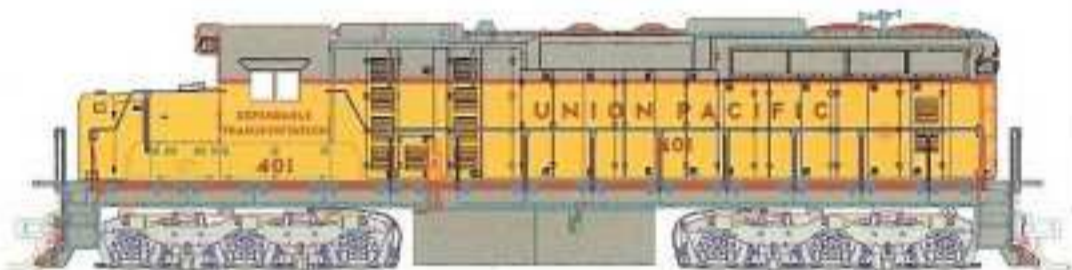
HO
SCALE

ITEM # DESCRIPTION/ROAD NUMBER

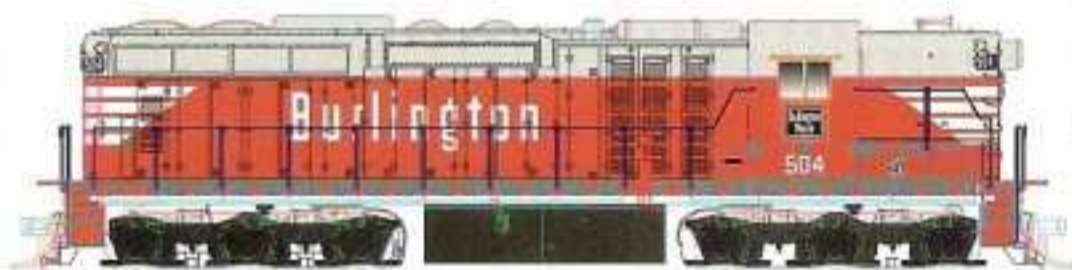
HO EMD SD-24 LOCOMOTIVE (DIGITAL - W/ DECODER)

7560	Burlington (Red/Gray/White) 504
7561	Burlington (Red/Gray/White) 515
7562	Santa Fe (Blue/Yellow) 955
7563	Santa Fe (Blue/Yellow) 967
7564	Southern (Black/Imitation Alum./Gold) 6312
7565	Southern (Black/Imitation Alum./Gold) 6318
7566	Union Pacific (Yellow/Gray) 405
7567	Union Pacific (Yellow/Gray) 409


Decoder-Equipped MSRP: \$139.95



(Item #7513)



(Item #7560)



(Item #7510)

www.atlasrr.com/highlights/hosd24.asp

7

PHONE: 908-687-0880 FAX: 908-851-2550

NEW! With over 220 units produced by EMD between July 1958 and March 1963, the SD-24 locomotive generated a total of 2,400 hp with its turbocharged 567D-3 prime mover and C-C wheel arrangement.

The majority of SD-24s produced were purchased by four roads: Chicago Burlington & Quincy, Santa Fe, Southern, and Union Pacific.

ADDITIONAL FEATURES: • Golden-white LEDs • Directional lighting
• Factory-equipped with AccuMate® knuckle couplers • Painted crew figures
• Separately-installed scale windshield wipers, metal grab irons and fine scale handrails and ladders • Highly detailed coupler cut bars • Multiple unit hoses and trainline hoses • Piping on trucks • HO 4-Function Dual-Mode® Decoder (Digital units, Item #'s 7560-7567 only)

HO ALCO C-424/5 LOCOMOTIVE

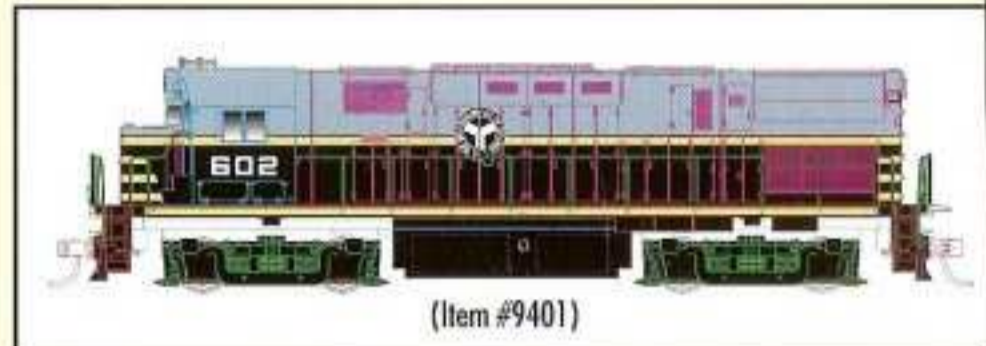
HO SCALE

ITEM #	DESCRIPTION/ROAD NUMBER
HO C-424 LOCOMOTIVES PHASE 1	
9300	Undecorated Phase 1
9304	Erie Lackawanna (Black/Yellow) 2404
9305	Erie Lackawanna (Black/Yellow) 2411
9306	Erie Lackawanna (Black/Yellow) No #
PHASE 2	
9330	Undecorated Phase 2
9339	Delaware & Hudson (Blue/Yellow) 452
9340	Delaware & Hudson (Blue/Yellow) 455
9341	Delaware & Hudson (Blue/Yellow) No #
9342	Spokane, Portland & Seattle (Dark Green/Yellow) 304
9343	Spokane, Portland & Seattle (Dark Green/Yellow) 306
9344	Spokane, Portland & Seattle (Dark Green/Yellow) No #
9345	Toledo, Peoria & Western (Pullman Green/Gold) 800
9346	Toledo, Peoria & Western (Pullman Green/Gold) 801
9347	Wabash (Blue/Yellow) B902
9348	Wabash (Blue/Yellow) B905
9349	Wabash (Blue/Yellow) No #
PHASE 3	
9400	Undecorated Phase 3
9401	Belt Railway of Chicago (Black/Gray/Yellow) 602
9402	Belt Railway of Chicago (Black/Gray/Yellow) 605
9403	Belt Railway of Chicago (Black/Gray/Yellow) No #
HO C-425 LOCOMOTIVES PHASE 1	
9360	Undecorated Phase 1
9370	Norfolk & Western (Black/White) 1002
9371	Norfolk & Western (Black/White) 1005
9372	Norfolk & Western (Black/White) No #

MSRP: \$99.95

ESTIMATED DELIVERY: DECEMBER 2003!


Atlas Classic LOCOMOTIVES



(Item #9401)



(Item #9348)



(Item #9370)

From the Collection of
"HOseeker"



(Item #9339)

www.atlasrr.com/highlights/hoc424l.asp

8

PHONE: 908-687-0880 FAX: 908-851-2550

NEW PAINT SCHEMES!

Built in the early 1960s, Alco's Century locomotives could be found in service on many railroads across the country, and can still be found running on several short lines today. Atlas' Classic HO version of the C-424/5 returns with new paint schemes for your railroad fleet.


The Classic Line includes re-releases of the most popular locomotives Atlas has ever made. Each Classic may include new tooling, new parts and updates to internal drives to make your favorite Atlas engines even better.

HO ALCO C-424/5 LOCOMOTIVE

**NEW
PAINT SCHEMES!**



(Item #9304)



(Item #9345)

From the Collection of
"HOseeker"



(Item #9342)

www.atlasrr.com/highlights/hoc4241.asp

9

PHONE: 908-687-0880 FAX: 908-851-2550

FEATURES:

- Realistic die-cast mainframe
- Directional lighting
- Painted hand rails
- Five-pole skewed armature motor with dual fly-wheels for optimum performance at all speeds
- Factory-equipped with AccuMate® knuckle couplers

- NMRA 8-pin plug for DCC
- Two painted crew members
- Separately-applied wire grab irons, ladders, and drop steps
- Separately-applied marker lenses
- Improved painting and printing

NOTE: Technical artwork shown may not match correct body phase. Listed phases will be used in production.

HO GE U30C LOCOMOTIVE


ESTIMATED DELIVERY: DECEMBER 2003!

From the Collection of
"HOseeker"

H
O
S
C
A
L
E

ITEM #	DESCRIPTION/ROAD NUMBER
HO U30C LOCOMOTIVES WITHOUT DECODERS (ANALOG)	
7300	Undecorated (without nose headlight)
7301	Undecorated (with nose headlight)
7304	Burlington Northern (Green/Black/White) 5313
7305	Burlington Northern (Green/Black/White) 5334
7306	Burlington Northern (Green/Black/White) No #
7307	CSX (Blue/Gray) 7211
7308	CSX (Blue/Gray) 7250
7309	CSX (Blue/Gray) No #
7310	Louisville & Nashville (Gray/Yellow) 1550
7311	Louisville & Nashville (Gray/Yellow) 1557
7312	Louisville & Nashville (Gray/Yellow) No #
7313	Milwaukee Road (Orange/Black) 5651
7314	Milwaukee Road (Orange/Black) 5652
7315	Milwaukee Road (Orange/Black) No #
7316	Norfolk & Western (Black/White) 8000
7317	Norfolk & Western (Black/White) 8001
7318	Norfolk & Western (Black/White) 8002
7319	Rock Island (Red/Yellow/White) 4584
7320	Rock Island (Red/Yellow/White) 4594
7321	Rock Island (Red/Yellow/White) No #
7322	Union Pacific (Yellow/Gray/Red) 2883
7323	Union Pacific (Yellow/Gray/Red) 2900
7324	Union Pacific (Yellow/Gray/Red) No #

MSRP: \$109.95



(Item #7304)



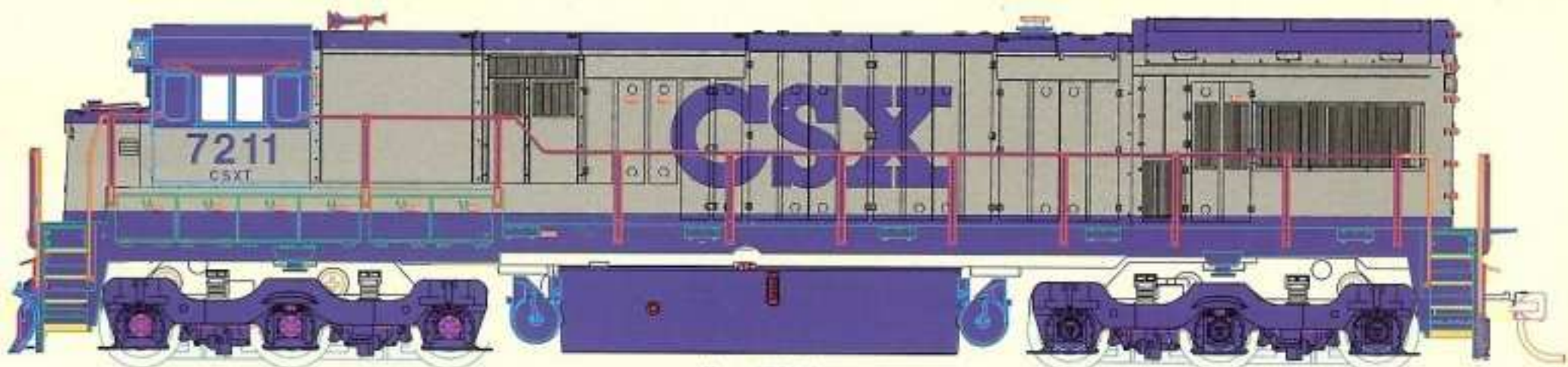
(Item #7313)

H
O
S
C
A
L
E

ITEM #	DESCRIPTION/ROAD NUMBER
HO U30C LOCOMOTIVES WITH DECODERS (DIGITAL)	
7400	Burlington Northern (Green/Black/White) 5306
7401	Burlington Northern (Green/Black/White) 5331
7402	CSX (Blue/Gray) 7213
7403	CSX (Blue/Gray) 7224
7404	Louisville & Nashville (Gray/Yellow) 1554
7405	Louisville & Nashville (Gray/Yellow) 1561
7406	Milwaukee Road (Orange/Black) 5656
7407	Milwaukee Road (Orange/Black) 5658
7408	Norfolk & Western (Black/White) 8000
7409	Norfolk & Western (Black/White) 8001
7410	Norfolk & Western (Black/White) 8002
7411	Rock Island (Red/Yellow/White) 4582
7412	Rock Island (Red/Yellow/White) 4588
7413	Union Pacific (Yellow/Gray/Red) 2818
7414	Union Pacific (Yellow/Gray/Red) 2838

MSRP: \$139.95

ALL NEW!



(Item #7307)

www.atlasrr.com/highlights/hou30cloco.asp

10

PHONE: 908-687-0880 FAX: 908-851-2550

NEW!

Built by General Electric between 1966 and 1976, the six-axle, 3000-h.p. U30C locomotive was primarily used in heavy-haul road freight and unit train service. This model represents the more common "Phase III" carbody style, which applies to most locomotives produced after 1970.

FEATURES:

- NEW! Adirondack floating bolster trucks with or without bearing caps as appropriate per railroad
- NEW! Golden-white LEDs
- NEW! Antenna detail
- AccuMate® Proto-Coupler-ready (coupler boxes for Proto-coupler will be included in the packaging)
- Realistic die-cast underframe

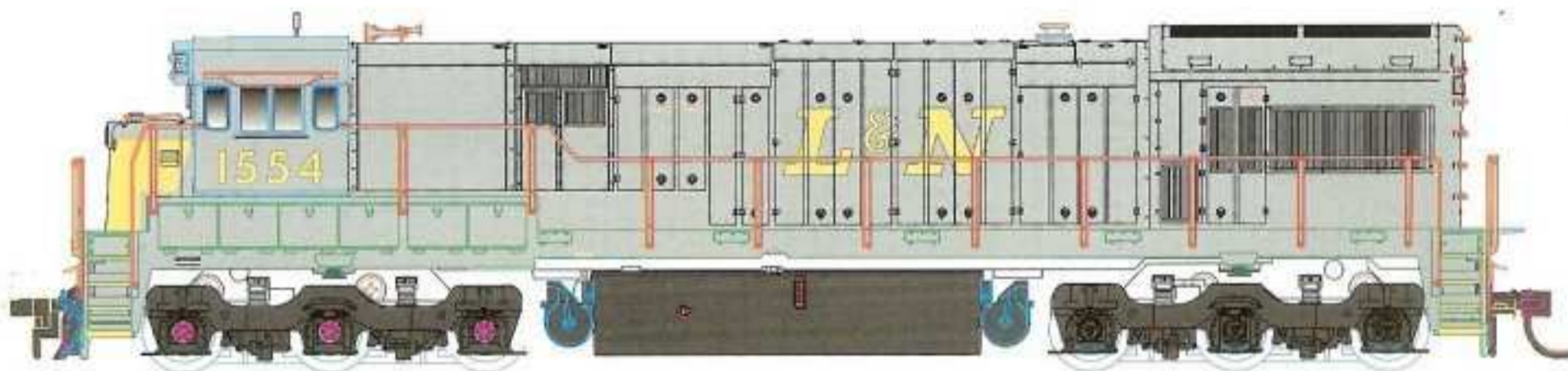
HO GE U30C LOCOMOTIVE

ESTIMATED DELIVERY: DECEMBER 2003!

NEW!

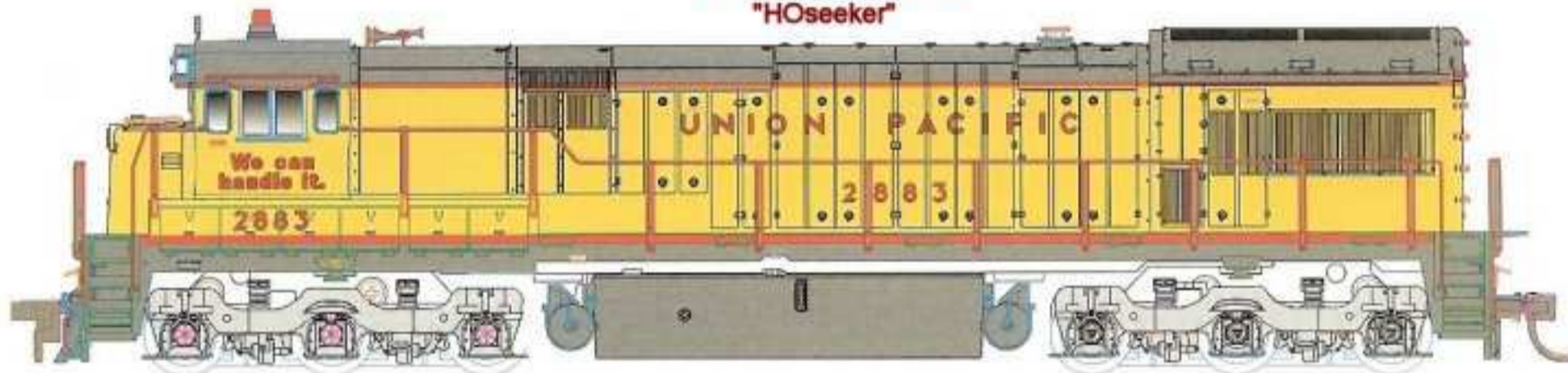


(Item #7319)




(Item #7404)

From the Collection of
"HOseeker"



(Item #7322)



(Item #7318)

www.atlasrr.com/highlights/hou30cloco.asp

11

PHONE: 908-687-0880 FAX: 908-851-2550

- Five-pole skewed armature motor with dual flywheels for optimum performance at all speeds
- Separately-installed scale windshield wipers, metal grab irons and fine scale handrails
- Directional lighting
- With or without nose headlight as appropriate per railroad
- Non-operating cab roof-top beacon detail where appropriate

- Detailed crew members
- Marker lights with separate lenses
- Scale fans and grille detail
- Separately-applied drop steps
- Snowplow
- 4-Function HO Dual-Mode® Decoder (Digital units, Item #'s 7400-7414, only)

HO GE DASH 8-40C LOCOMOTIVE

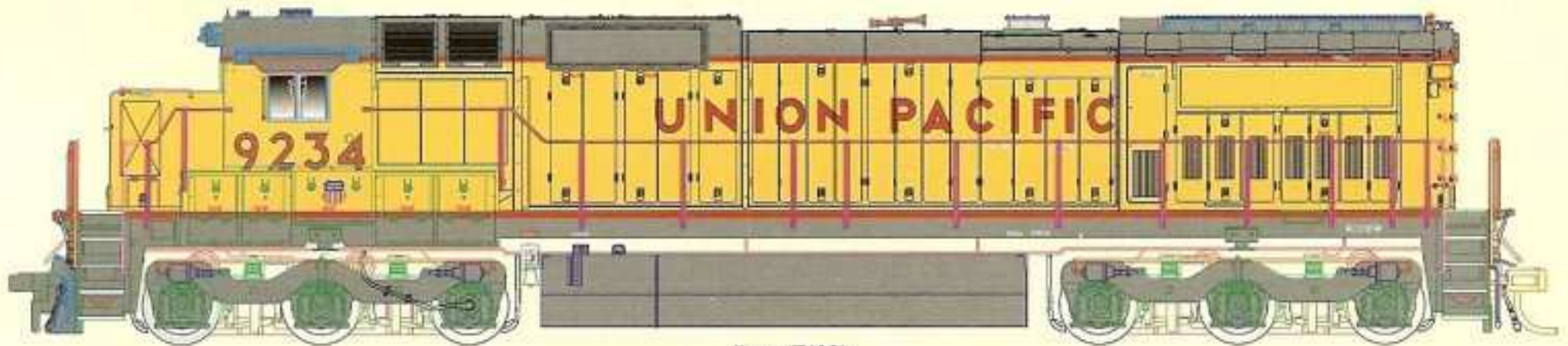
H
O
S
C
A
L
E

ITEM #	DESCRIPTION/ROAD NUMBER
HO DASH 8-40C LOCOMOTIVE WITHOUT DECODER (ANALOG)	
7600	Undecorated
7605	Chicago & North Western (Yellow/Green) 8501
7606	Chicago & North Western (Yellow/Green) 8518
7607	Chicago & North Western (Yellow/Green) No #
7608	Conrail (Blue/White) 6025
7609	Conrail (Blue/White) 6039
7610	Conrail (Blue/White) No #
7611	CSX (Gray/Blue/Yellow) 7501
7612	CSX (Gray/Blue/Yellow) 7508
7613	CSX (Gray/Blue/Yellow) No #
7614	Norfolk Southern (Black/White) 8726
7615	Norfolk Southern (Black/White) 8751
7616	Norfolk Southern (Black/White) No #
7617	Union Pacific (Yellow/Gray/Red) 9234
7618	Union Pacific (Yellow/Gray/Red) 9240
7619	Union Pacific (Yellow/Gray/Red) No #
MSRP RANGE: \$109.95-\$119.95	

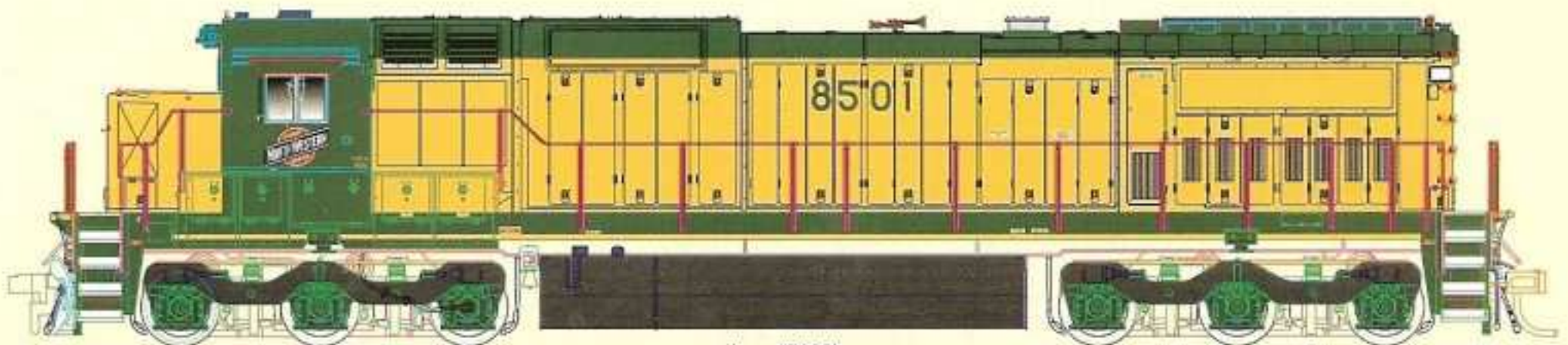
H
O
S
C
A
L
E

ITEM #	DESCRIPTION/ROAD NUMBER
HO DASH 8-40C LOCOMOTIVE WITH DECODER (DIGITAL)	
9600	Chicago & North Western (Yellow/Green) 8503
9601	Chicago & North Western (Yellow/Green) 8515
9602	Conrail (Blue/White) 6034
9603	Conrail (Blue/White) 6045
9604	CSX (Gray/Blue/Yellow) 7503
9605	CSX (Gray/Blue/Yellow) 7514
9606	Norfolk Southern (Black/White) 8741
9607	Norfolk Southern (Black/White) 8757
9608	Union Pacific (Yellow/Gray/Red) 9237
9609	Union Pacific (Yellow/Gray/Red) 9247
MSRP RANGE: \$139.95-\$149.95	

ESTIMATED DELIVERY: FEBRUARY 2004!



(Item #7613)



(Item #7605)

ALL NEW!

From the Collection of
"HOseeker"

www.atlasrr.com/highlights/hodash840c.asp

12

PHONE: 908-687-0880 FAX: 908-851-2550


NEW! First built for Union Pacific in the late 1980s by General Electric, the DASH 8-40C diesel locomotives were identified by an enlarged exhaust stack and the mounting of the dynamic brake grids in a square-like unit behind the cab, which housed an equipment blower fan. These six-axle, 4,000 hp engines are still in service today in

North America.

Atlas' recreation of this stunning engine matches our reputation for quality and excellence. With a full line of realistic and irresistible details, this HO model will fit in nicely with your locomotive fleet.

HO GE DASH 8-40C LOCOMOTIVE


From the Collection of
"HOseeker"



(Item #7608)



(Item #7609)



(Item #7612)

www.atlasrr.com/highlights/hodash840c.asp

13

PHONE: 908-687-0880 FAX: 908-851-2550

FEATURES:

- Realistic die-cast underframe
- Five-pole skewed armature motor with dual flywheels for optimum performance at all speeds
- Directional lighting
- Painted crew figures
- Factory-equipped with AccuMate® knuckle couplers
- Coupler pocket designed to accept Proto-couplers
- Separately-installed scale windshield wipers, metal grab irons and fine scale handrails
- Highly detailed coupler cut bars
- Shock absorbers
- Multiple unit hoses and trainline hoses
- Snowplow
- Piping on trucks
- HO 4-Function Dual-Mode® Decoder (Digital units, Item #'s 9600-9609, only)

HO GE DASH 8-40B/W LOCOMOTIVE



From the Collection of
"HOseeker"

**NEW
PAINT SCHEMES!**

(Item #7202)

ESTIMATED DELIVERY: OCTOBER 2003!



(Item #7201)



(Item #7205)

www.atlasrr.com/highlights/hodash8locos.asp

14

PHONE: 908-687-0880 FAX: 908-851-2550

NEW PAINT SCHEMES & ROAD NUMBERS! Built in the late 1980's by GE, the DASH 8-40B diesel locomotives were identified by their dynamic brake gear located along the roof line between the cab and engine compartment, with ventilation provided by large roof-top grilles. These four-axle, high horsepower engines are still in service today in North America.

FEATURES: Atlas' HO DASH 8 Locomotives are available in both analog and digital versions! The digital locomotives (Item #'s 9000-9045 & 9050-9081) are equipped with an HO 4-Function Dual-Mode® Decoder. The locomotives also feature a realistic die-cast underframe, standard cab or gull wing cab as per the prototype (HO DASH 8-40BW/8-32BHW only), five-pole skewed armature

HO GE DASH 8-40B/W LOCOMOTIVE

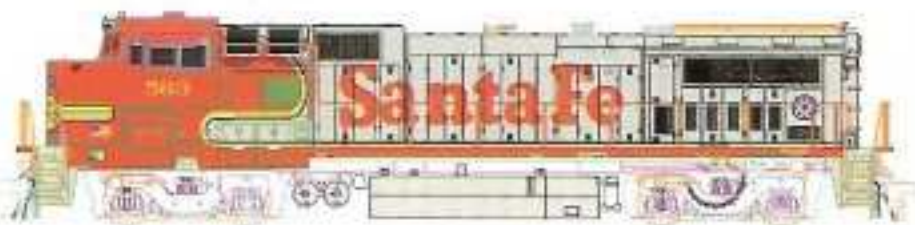
ESTIMATED DELIVERY: OCTOBER 2003!



(Item #7232)



(Item #7235)



(Item #7238)

From the Collection of
"HOseeker"



(Item #7261)

**H
O
S
C
A
L
E**

ITEM # w/o Decoder (Analog)	DESCRIPTION/ROAD NUMBER	ITEM # w/ Decoder (Digital)
HO DASH 8-40B - NEW PAINT SCHEMES!		
7200	Undecorated	9000
7201	GE Demonstrator (B39-8 Red/Yellow) #808	9039
7202	Providence & Worcester (B39-8 Brown/Orange) #3901	9040
7203	Providence & Worcester (B39-8 Brown/Orange) #3902	9041
7204	Providence & Worcester (B39-8 Brown/Orange) No #	9042
7205	Southern Pacific (B39-8 Gray/Scarlet) #8013	9043
7206	Southern Pacific (B39-8 Gray/Scarlet) #8028	9044
7207	Southern Pacific (B39-8 Gray/Scarlet) No #	9045
HO DASH 8-40BW - NEW ROAD NUMBERS!		
	Undecorated (with ditch lights)-standard cab	9050
	Undecorated (with ditch lights)-gull wing cab	9051
7230	Undec. (stand. cab w/o decoder & ditch lights)	
7231	Undec. (gull-wing cab w/o decoder & ditch lights)	
7232	BNSF (Red/Silver-standard cab) #539	9060
7233	BNSF (Red/Silver-standard cab) #558	9061
7234	BNSF (Red/Silver-standard cab) No #	9062
7235	BNSF (Orange/Green-standard cab) #509	9063
7236	BNSF (Orange/Green-standard cab) #546	9064
7237	BNSF (Orange/Green-standard cab) No #	9065
7238	Santa Fe (Red/Silver-gull wing cab) #563	9066
7239	Santa Fe (Red/Silver-gull wing cab) #578	9067
7240	Santa Fe (Red/Silver-gull wing cab) No #	9068
HO DASH 8-32BHW - NEW ROAD NUMBERS!		
	Undecorated (with ditch lights)	9070
7260	Undec. (w/o decoder & ditch lights)	
7261	Amtrak (Red/Blue/White/Silver/Gray/Black) #514	9079
7262	Amtrak (Red/Blue/White/Silver/Gray/Black) #516	9080
7263	Amtrak (Red/Blue/White/Silver/Gray/Black) No #	9081

HO DASH 8-40B (without decoder) MSRP: \$119.95

HO DASH 8-40B (with decoder) MSRP: \$139.95

HO DASH 8-40BW/8-32BHW (without decoder) MSRP: \$119.95

HO DASH 8-40BW/8-32BHW (with decoder) MSRP: \$149.95

**NEW
ROAD NUMBERS!**

www.atlasrr.com/highlights/hodash8locos.asp

15

PHONE: 908-687-0880 FAX: 908-851-2550


motor with dual flywheels for optimum performance at all speeds, directional lighting and painted crew figures. Also featured are AccuMate® knuckle couplers, separately-installed scale windshield wipers, metal grab irons and fine scale handrails, highly detailed coupler cut bars, multiple unit hoses and trainline hoses, snowplow, shock absorbers and piping on trucks. The HO

DASH 8-40BW & 8-32BHW even have operating ditch lights! (Decoder-equipped units only.)

NOTE: Ditch lights will work in analog and digital mode (independent control only available while in digital mode).

HO 36' WOOD REEFER

ALL NEW!



(Item #6104-2, Side A - O scale model shown)

Steam Era Classics™

**H
O
S
C
A
L
E**

ITEM # DESCRIPTION/ROAD NUMBER

HO 36' WOOD REFRIGERATOR CAR- NEW!

6100	Undecorated (Standard hatch-grab irons)
6101	Undecorated (Standard hatch-ladders)
6104-1	Cudahy "Puritan" (Yellow/Red) 1001
6104-2	Cudahy "Sunlight" (Yellow/Red) 1058
6105-1	Hormel (Yellow/Brown/Green) 66000
6105-2	Hormel (Yellow/Brown/Green) 66001
6106-1	Swift (Red/White) 4871
6106-2	Swift (Red/White) 4906
6106-3	Swift (Red/White) 4911
6106-4	Swift (Red/White) 5003
6107-1	Eagle Beer (Yellow/Brown/Black) 2900
6107-2	Eagle Beer (Yellow/Brown/Black) 2901
6108-1	Decker (Yellow/Brown/Black) 2565
6108-2	Decker (Yellow/Brown/Black) 2569
6109-1	Selecto (Green/Brown/Yellow) 308
6109-2	Selecto (Green/Brown/Yellow) 314

MSRP: \$29.95 MSRP Undecorated: \$19.95



(Item #6104-2 - Side B)

From the Collection of
"HOseeker"



(Item #6104-1 - Side B)

ESTIMATED DELIVERY: DECEMBER 2003!

www.atlasrr.com/highlights/ho36woodreefer.asp

16

PHONE: 908-687-0880 FAX: 908-851-2550

NEW!

This 36' meat reefer is a highly detailed model of the car that was a mainstay in the meatpacking industry during the steam era. Based upon cars built by the General American Car Company for the Cudahy Packing Co. in 1925, this 36' Wood Reefer is representative of the

thousands of cars that transported meat, dairy, beer and food products well into the 1960s.

Atlas' first HO reefer model is packed with fabulous details that make it look just like the real thing!

HO 36' WOOD REEFER




(Item #6106-2)



(Item #6107-1)

From the Collection of
"HOseeker"



(Item #6108-2)



(Item #6105-1)



(Item #6109-1 - O scale model shown)

www.atlasrr.com/highlights/ho36woodreefer.asp

17

PHONE: 908-687-0880 FAX: 908-851-2550

FEATURES:

- Accurate painting and lettering
- Separately-applied grab irons, ladders and stirrups
- Two different hatch styles- road name specific
- Truss rods where appropriate per road name
- Highly detailed body

- Separately-applied door hardware
- Detailed braking system
- 40-ton Bettendorf-style trucks
- Die-cast chassis
- Opening hatches and doors
- AccuMate® couplers

(O scale master artwork shown)

HO ACF® 70 TON HART BALLAST CAR

H
O
S
C
A
L
E

ITEM #	DESCRIPTION
HO ACF® 70 TON HART BALLAST CARS- NEW!	
1150	Undecorated
1151	Great Northern (Mineral Red/White/Black)
1152	Louisville & Nashville (Brown/White)
1153	Northern Pacific (Black/White)
1154	Santa Fe (Mineral Brown/White)
1155	Soo Line (Oxide Red/White)
1156	Union Pacific (Brown/Yellow)

MSRP RANGE: \$16.95 to \$21.95
(Six road numbers are available per road name.)

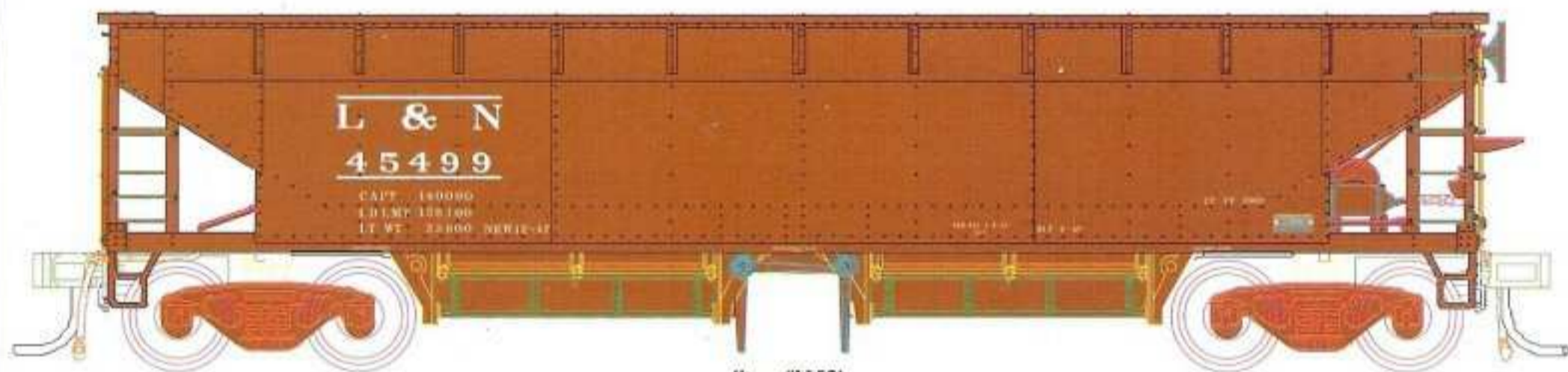
From the Collection of
"HOseeker"

NEW!

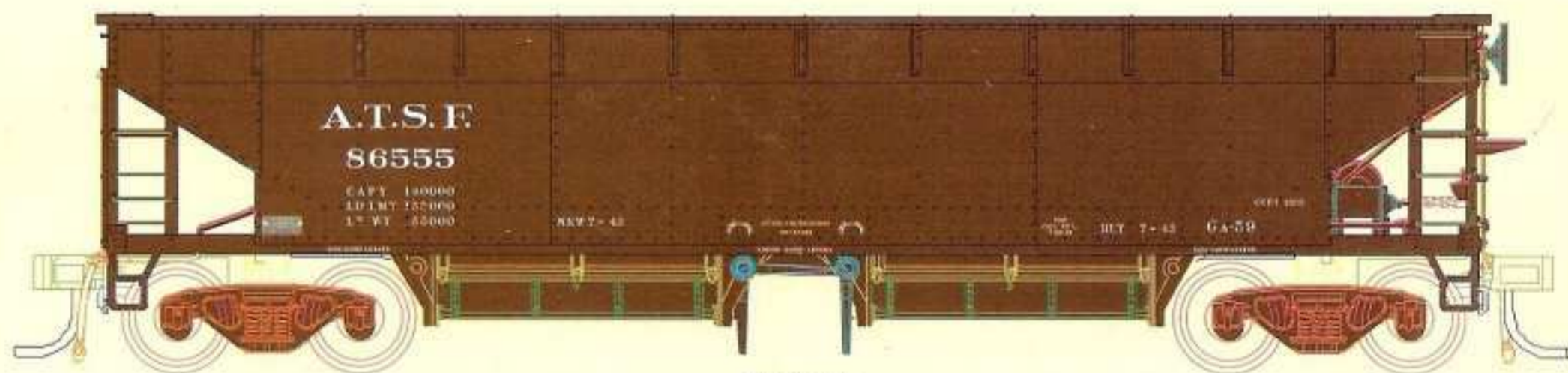
ESTIMATED DELIVERY: NOVEMBER 2003!



(Item #1156)



(Item #1152)



(Item #1154)

www.atlasrr.com/highlights/hohartballast.asp

18

PHONE: 908-687-0880 FAX: 908-851-2550

NEW! Built by ACF® from 1940-1953, the 70-Ton Hart Ballast Cars were formally known as "Hart Selective Service Ballast Cars", due to the use of specially-designed doors which allowed the lading to be discharged one of three ways: to the center of the rails, to the center and sides of the rails, or to the sides of the rails only.

With a capacity of 2,505 cubic feet, they were used primarily by railroads for transporting and distributing ballast along their right-of-way. They were also used for hauling such revenue commodities as coal, gravel, sugar beets and other bulk items.

HO ACF® 70 TON HART BALLAST CAR



NEW!



From the Collection of
"HOseeker"

www.atlasrr.com/highlights/hohartballast.asp

19

PHONE: 908-687-0880 FAX: 908-851-2550

FEATURES:

- NEW! 70-ton friction bearing trucks
- Fine scale wheels
- Die-cast chassis
- Ready-to-run
- Separately-applied side-dump doors which can be positioned open or closed
- Fully detailed interior, including cross-bracing and side stiffeners

- Separately-applied grab irons, coupler cut lever, train line hose, and air brake piping detail
- AccuMate® Proto-Coupler-ready (coupler boxes for Proto-coupler will be included in the packaging)
- Accurate painting and printing

HO 11,000 GALLON TANK CAR / HO PS-2 COVERED HOPPER

AVAILABLE NOW AT YOUR DEALER!



(Item #1031-2)

From the Collection of
"HOseeker"

**H
O
S
C
A
L
E**

ITEM #	DESCRIPTION/ROAD NUMBER
HO 11,000 TANK CAR WITHOUT PLATFORM	
1030	Undecorated (Without Platform)
1031-1	California Dispatch Line (Black/White) 1525
1031-2	California Dispatch Line (Black/White) 1528
1032-1	Warren Petroleum Corp. (Black/Lt. Gray/Green) 2275
1032-2	Warren Petroleum Corp. (Black/Lt. Gray/Green) 2295
HO 11,000 TANK CAR WITH PLATFORM	
1060	Undecorated (With Platform)
1061-1	Fuelane Corp. (Silver/Black/Red/Blue) 130
1061-2	Fuelane Corp. (Silver/Black/Red/Blue) 133
1062-1	Associated Cooperatives, Inc. (Black/White) 100
1062-2	Associated Cooperatives, Inc. (Black/White) 200
1063-1	Gulf Oil Corp. (Black/Silver/Orange/White) 5772
1063-2	Gulf Oil Corp. (Black/Silver/Orange/White) 5775
1064-1	Pyrofax Bottled Gas (Black/White) 1366
1064-2	Pyrofax Bottled Gas (Black/White) 1367
1065-1	Shippers Car Line (Black/White) 2580
1065-2	Shippers Car Line (Black/White) 2582
1066-1	Sid Richardson Gasoline Corp. (Black/White) 5391
1066-2	Sid Richardson Gasoline Corp. (Black/White) 5395

MSRP: \$23.95 MSRP Undecorated: \$18.95



(Item #1063-1 -0 scale model shown)

**H
O
S
C
A
L
E**

ITEM #	DESCRIPTION/ROAD NUMBER
PS-2 COVERED HOPPERS	
1800	Undecorated
PS-2 COVERED HOPPERS - NEW ROAD NUMBERS!	
1805-2	Cotton Belt (Gray/Black) 77177
1806-2	Southern (Black/White) 900170
1811-1	Rio Grande (Gray/Black) 18333
1814-1	New Haven (Gray/Black) 117070
1816-3	Norfolk & Western (Gray/Black) 71211
1818-3	Maine Central (Gray/ Orange logo) 2499
1819-3	Great Northern (Gray/ Black/ Red) 71504
1823-1	Northern Pacific (Gray/Black) 75435
1823-2	Northern Pacific (Gray/Black) 75470
1824-4	Lehigh & New England (Gray/Black/Red) 18101
PS-2 COVERED HOPPERS - NEW ROAD NAMES!	
1834-1	American Potash (Gray/Black) 31242
1834-2	American Potash (Gray/Black) 31244
1835-1	Boraxo (Gray/Black/Red) 31060
1835-2	Boraxo (Gray/Black/Red) 31066
1836-1	Central of Georgia (Gray/ Green) 11157
1836-2	Central of Georgia (Gray/ Green) 11177
1837-1	Chicago & North Western (Gray/Black/White) 95230
1837-6	Chicago & North Western [w/ M&STL marks] (Green/Black/Yellow) 70379
1838-1	Clinchfield (Black/White) 60106
1838-2	Clinchfield (Black/White) 60112
1839-1	Imco (Green/Gray/Black/White) 41011
1839-2	Imco (Green/Gray/Black/White) 41013
1840-1	Kerr-McGee (Gray/Blue/ Red) 31046
1840-2	Kerr-McGee (Gray/Blue/ Red) 31048
1841-1	Lehigh Valley (Gray/Black) 50798
1841-2	Lehigh Valley (Gray/Black) 50834
1842-1	Penn Central (Green/White) 74203
1842-2	Penn Central (Green/White) 74204
1843-1	Rock Island ("The Rock" -Blue/Black/White) 500700
1844-1	Wisconsin Central (Gray/Red) 81152
1844-2	Wisconsin Central (Gray/Red) 81155

MSRP: \$13.95 MSRP Undecorated: \$12.95

AVAILABLE NOW AT YOUR DEALER!



(Item #1842-1)

www.atlasrr.com/highlights/ho11000tanks.asp

www.atlasrr.com/highlights/hops2.asp

HO 11,000 GALLON TANK CAR FEATURES: Built in the 1940s and 1950s, American Car and Foundry's specialized 11,000 gallon tank car was designed primarily for transporting liquefied petroleum gas. Features include finely-molded handrails, tank fittings and safety placards, 50-ton friction-bearing trucks and AccuMate® couplers, accurate painting and lettering, and platform where appropriate.

HO PS-2 COVERED HOPPER FEATURES: Based on the prototype built by Pullman-Standard in the late 1940s and early 1950s to carry granular bulk commodities, Atlas' HO PS-2 Covered Hoppers feature prototypical painting and lettering, 50-ton friction-bearing or 70-ton roller-bearing trucks where appropriate by road name, intricate brake detail and AccuMate® couplers.

HO 23,500 GALLON TANK CAR / HO ACF® 4650 3-BAY CENTERFLOW®

ESTIMATED DELIVERY: OCTOBER 2003!



(Item #1633-2)

HO SCALE

ITEM # DESCRIPTION/ROAD NUMBER

HO 23,500 GALLON TANK CARS - NEW PAINT SCHEMES!

1620	Undecorated
1630-1	ACFX (Diamond Shamrock)-(Black/White) 89057
1630-2	ACFX (Diamond Shamrock)-(Black/White) 89058
1631-1	ACFX (Union Camp)-(Black/White) 83822
1631-2	ACFX (Union Camp)-(Black/White) 83827
1632-1	CERX (E.R. Carpenter Co.)-(Black/White) 20032
1632-2	CERX (E.R. Carpenter Co.)-(Black/White) 20034
1633-1	CPAX (Citgo Petroleum)-(Black/White) 23960
1633-2	CPAX (Citgo Petroleum)-(Black/White) 23962
1634-1	PLMX (Mobil Oil)-(Black/White) 2840
1634-2	PLMX (Mobil Oil)-(Black/White) 2843

HO 23,500 GALLON TANK CARS - NEW ROAD NUMBERS!

1621-3	GAF Corporation (ACFX)(Gray/Black/Red) 83121
1621-4	GAF Corporation (ACFX)(Gray/Black/Red) 83123
1623-3	Amoco (ACFX) (White/Black) 84016
1623-4	Amoco (ACFX) (White/Black) 84020
1624-3	Mobil (MOBX) (Black/White) 14237
1624-4	Mobil (MOBX) (Black/White) 14277
1625-3	Reilly Industries (ACFX) (White/Blue) 84614
1625-4	Reilly Industries (ACFX) (White/Blue) 84621
1629-3	Union Carbide (ACFX) (Blue/White) 72477
1629-4	Union Carbide (ACFX) (Blue/White) 72488

MSRP: \$19.95 MSRP Undecorated: \$18.95



(Item #1630-1)



(Item #1629-3)

HO SCALE

ITEM # DESCRIPTION/ROAD NUMBER

HO 4650 3-BAY CENTERFLOW (POST-1971 DESIGN)

NEW PAINT SCHEMES!

1450	Undecorated
1457-3	Chessie System (WM) (Yellow/Blue) 602432
1457-4	Chessie System (WM) (Yellow/Blue) 602444
1458-1	Cotton Belt (Gray/Black) 74479
1458-2	Cotton Belt (Gray/Black) 74518
1459-1	Elder's Grain (LGIX) (Red/White/Black) 742
1459-2	Elder's Grain (LGIX) (Red/White/Black) 744
1460-1	Farmland (FLIX) (Gray/Black) 593
1460-2	Farmland (FLIX) (Gray/Black) 599
1461-1	General Chemical (GRPX) (Gray/Blue/Black) 944562
1461-2	General Chemical (GRPX) (Gray/Blue/Black) 944569
1462-1	Lincoln Grain (LGIX) (Gray/Black/Yellow) 1037
1462-2	Lincoln Grain (LGIX) (Gray/Black/Yellow) 1066
1463-1	Sclair (DOCX) (Orange/White/Black) 46540
1463-2	Sclair (DOCX) (Orange/White/Black) 46542
1464-1	Tenneco (ACFX) (Gray/Blue/Black) 28021
1464-2	Tenneco (ACFX) (Gray/Blue/Black) 28038

MSRP: \$24.95

ESTIMATED DELIVERY: JANUARY 2004!



(Item #1463-1)



(Item #1457-3)



(Item #1459-1)

www.atlasrr.com/highlights/hon235tanks.asp

21

www.atlasrr.com/highlights/ho46501.asp

HO 23,500 GALLON TANK CAR FEATURES: The American Car and Foundry 23,500 gallon tank car was designed for transporting food products, chemicals or petroleum. Atlas' HO Tank Cars features separately-molded brake line plumbing, 100-ton roller-bearing trucks, AccuMate® couplers, prototypical details and more!

From the Collection of
"HOscale"

HO 4650 3-BAY CENTERFLOW HOPPER FEATURES: Produced by ACF® in the 1960s and the 1970s, this freight car was used to haul grain, kaolin clay, salt, sugar and other commodities. Features include etched metal roof walks, detailed brake gear, blackened metal wheels, prototypically-accurate painting and printing, 100-ton roller-bearing trucks and body-mounted AccuMate® couplers with screw-attached coupler pockets.

HO 50' PRECISION DESIGN BOX CAR - RIBSIDE

ESTIMATED DELIVERY: DECEMBER 2003!

**H
O
S
C
A
L
E**

ITEM #	DESCRIPTION
HO PRECISION DESIGN BOX CAR (RIBSIDE) - NEW!	
1350	Undecorated
1351-1	Chicago & North Western (Brown/White) 155138
1351-2	Chicago & North Western (Brown/White) 155153
1352-1	Frisco (Brown/White) 42044
1352-2	Frisco (Brown/White) 42470
1353-1	Illinois Terminal (Yellow/Green) 7334
1353-2	Illinois Terminal (Yellow/Green) 7347
1354-1	Norfolk Southern (Brown/Yellow) 2112
1354-2	Norfolk Southern (Brown/Yellow) 2124
1355-1	Penn Central (Green/White) 166087
1355-2	Penn Central (Green/White) 166118
1356-1	Rock Island (Mineral Red/White) 36102
1356-2	Rock Island (Mineral Red/White) 36116

MSRP: \$22.95 MSRP Undecorated: \$17.95



(Item #1356-1)



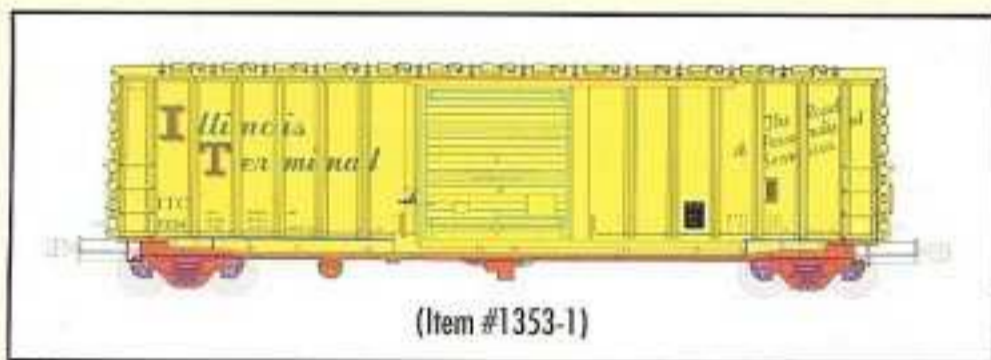
(Item #1352-1)



(Item #1351-1)



(Item #1354-2)



(Item #1353-1)

ALL NEW!



From the Collection of "HOseeker" (Item #1355-1)

www.atlasrr.com/highlights/hopreboxcar1.asp

22

PHONE: 908-687-0880 FAX: 908-851-2550

NEW!
Modeled after the box car that was built by ACF® in the late 1960s and early 1970s, Atlas' ready-to-run version will have you carrying freight in style on your railroad.

FEATURES: Prototypically detailed body with realistic ladders, brake wheel and see-through end crossover walkway, detailed die-cast metal underframe, separate brake system and air reservoir, as well as AccuMate® couplers, the box car features a sliding door, 70-ton roller-bearing trucks, and accurate painting and printing to match the real car.

HO PINES TRAILER / HO 1984 FORD® 9000 TRACTOR CAB



H
O
S
C
A
L
E

ITEM # DESCRIPTION/ROAD NUMBER MSRP

HO 45' PINES TRAILERS - NEW ROAD NUMBERS!

1200	Undecorated	\$8.95
1201-4	Burlington Motor Carriers (White/Red/Black/Silver) A11033	\$12.95
1202-4	Chicago, Central & Pacific (White/Green/Silver) 230217	\$11.95
1203-4	CSX (White/Blue/Silver) 235488	\$11.95
1204-4	Kankakee Beaverville & Southern (White/Black/Silver) 634033	\$11.95
1205-4	Norfolk Southern (White/Black/Silver) 235176	\$11.95
1206-4	Redon (White/Black/Silver) 232281	\$11.95
1207-4	Vermont Railway (White/Green/Silver) 237793	\$11.95
1208-4	Xtra Intermodal (White/Red/Yellow/Silver) 231119	\$11.95
1209-4	Xtra Lease (White/Red/Yellow/Silver) 850383	\$11.95

HO 45' PINES TRAILERS - NEW PAINT SCHEMES!

1210-1	Burlington Northern (Green/White/Silver) 931385	\$12.95
1210-2	Burlington Northern (Green/White/Silver) 931391	\$12.95
1211-1	Kansas City Southern (White/Red/Silver) 230361	\$12.95
1211-2	Kansas City Southern (White/Red/Silver) 230381	\$12.95
1212-1	Milwaukee Road (Red/Gray/White/Silver) 251029	\$13.95
1212-2	Milwaukee Road (Red/Gray/White/Silver) 251051	\$13.95
1213-1	Preferred Pool 45 (Red/Black/White) 254336	\$13.95
1213-2	Preferred Pool 45 (Red/Black/White) 254340	\$13.95
1214-1	Santa Fe (Blue/White) 251943	\$12.95
1214-2	Santa Fe (Blue/White) 251945	\$12.95
1215-1	Southern Pacific ("Golden Pig Service") 721709	\$15.95
1215-2	Southern Pacific ("Golden Pig Service") 721777	\$15.95

*Paint schemes are correct for 45' Trailers not manufactured by Pines.

ESTIMATED DELIVERY: DECEMBER 2003!

www.atlasrr.com/highlights/hopinestrailers.asp

HO PINES TRAILERS FEATURES: In today's economy, there are strong demands to move freight faster and more efficiently. Atlas' HO 45' Pines Trailer will get the job done on your railroad. Each unit features two sets of landing gear- fully extended or retracted, hinges and latches, rivets, rear bumper detail, and more. You'll wonder what you ever did without it!

H
O
S
C
A
L
E

ITEM # DESCRIPTION

HO FORD LNT9000 TRACTOR CAB - BACK IN STOCK!

1220	Undecorated
1221	Black
1222	Dark Blue
1223	Medium Blue
1224	Green
1225	Orange
1226	Red
1227	White
1228	Yellow

MSRP: \$7.95 MSRP Undecorated: \$5.95


ESTIMATED DELIVERY: DECEMBER 2003!

Official Licensed Product
Ford Motor Company

(Item #1221)



BACK IN STOCK!



HO 1984 FORD® 9000 TRACTOR CAB FEATURES: Based on Ford's 1984 LNT 9000 Tractor Cab, Atlas' HO model is ready-to-run and features seat, square fuel tanks with built-in steps, steering wheel, and rubber tires. Decorated models include printed Ford logos. This is an officially licensed Ford product. If you are looking for a general model to use in a truck yard, this tractor is for you!

HO COALVEYOR BATHTUB GONDOLA

H
O
S
C
A
L
E

ITEM #	DESCRIPTION
	HO COALVEYOR BATHTUB GONDOLA NEW ROAD NUMBERS!
1000	Undecorated
1001	NPPX-Nebraska Public Power (Black w/ Yellow End)
1004	UFX-Utility Fuels (Black w/Orange end)
1005	DAPX-Dairyland Power Cooperative (Black w/ Blue End)
1007	WEPX-Wisconsin Electric Power Co. (Black w/ Yellow End)
1008	WPSX-Wisconsin Public Service Corp. (Black w/Blue End)

MSRP: \$18.95 MSRP Undecorated: \$14.95
(Twelve road numbers are available per road name.)



(Item #1001)




(Item #1004)



(Item #1008)


ESTIMATED DELIVERY: FEBRUARY 2004!



From the Collection of
"HOseeker"

(Item #1005)

**NEW
ROAD NUMBERS!**



(Item #1007)

www.atlasrr.com/highlights/hocoalveyor2.asp

24

PHONE: 908-687-0880 FAX: 908-851-2550

NEW ROAD NUMBERS! Built in the 1980s by ACF®, the Coalveyor Bathtub Gondola operated in unit train service to deliver coal to power plants. These cars were most often lettered for the utility companies that leased and purchased them. Many are still in service today. With twelve road numbers per road name, you can run these like they did in real life!

FEATURES:

With smooth painting and crisp detailing, the ready-to-run HO scale Coalveyor also features a die-cast chassis, interior bracing, a removable coal load, AccuMate® couplers, brake detail, 100 ton roller-bearing trucks and scale wheels.

N BALDWIN VO-1000 LOCOMOTIVE

From the Collection of
"HOseeker"

N
S
C
A
L
E

ITEM # STANDARD	DESCRIPTION/ROAD NUMBER	ITEM # w/ DECODER
--------------------	-------------------------	----------------------

N VO-1000 LOCOMOTIVES (WITH STEP GUARDS)

50000	Undecorated	
NEW ROAD NUMBERS!		
50012	Santa Fe (Black/Silver) 2207	50708
50013	Southern Pacific (Black/Orange) 1374	50709
50014	Southern Pacific (Black/Orange) 1377	50710
50015	Lehigh Valley (Cornell Red) 136	50711
50016	Lehigh Valley (Cornell Red) 139	50712
NEW ROAD NAME!		
50017	Pennsylvania (Brunswick Green/Gold) 5917	50713
50018	Pennsylvania (Brunswick Green/Gold) 5918	50714
50019	Pennsylvania (Brunswick Green/Gold) No #	

N VO-1000 LOCOMOTIVES (WITHOUT STEP GUARDS)

51000	Undecorated	
NEW ROAD NUMBERS!		
51015	Santa Fe (Black/Silver) 2231	51710
51016	Milwaukee Road (Orange/Black) 933	51711
51017	Milwaukee Road (Orange/Black) 938	51712
51018	Burlington Route (Black/Gray) 9358	51713
51019	Burlington Route (Black/Gray) 9366	51714
51020	Great Northern (Orange/Green) 141	51715
51021	Great Northern (Orange/Green) 143	51716
51022	New York Central (Black/White) 8601	51717
51023	New York Central (Black/White) 8606	51718
NEW ROAD NAME!		
51024	Western Pacific (Silver/Orange/Black) 581	51719
51025	Western Pacific (Silver/Orange/Black) 583	51720
51026	Western Pacific (Silver/Orange/Black) No #	

STANDARD MSRP: \$104.95

DECODER-EQUIPPED MSRP: \$139.95

(Santa Fe & Southern Pacific not shown. Please visit web site below for photos.)

ESTIMATED DELIVERY: OCTOBER 2003!

(Note: You cannot convert these locomotives to Rapido couplers.)



(Item #51023)



(Item #50018)



(Item #51016)



(Item #51019)



(Item #51020)



(Item #50015)



(Item #51024)

www.atlasrr.com/highlights/nvo10001.asp

25

PHONE: 908-687-0880 FAX: 908-851-2550

NEW ROAD NUMBERS & ROAD NAMES! Atlas' N scale VO-1000 is a true replica of the 1,000 hp diesel switcher built by Baldwin between 1939 and 1946. These locomotives could be found in both yard and mainline service across the country.

FEATURES: With directional lighting, step guards and exhaust stacks as appropriate per railroad, safety rails molded in appropriate colors, blackened metal

wheels, AccuMate® knuckle couplers, and Scale Speed™ motor, these locomotives will be the centerpiece of your collection.

This engine is offered with or without a decoder depending on the modeler's preference. And for the first time ever, the decoder-equipped units will come with brand new technology: an electronic Dual-Mode® Decoder, E-DMD™, that automatically senses whether your track power is DC or DCC.

N FM TRAIN MASTER LOCOMOTIVE

**NEW
PAINT SCHEMES!**


**N
S
C
A
L
E**



(Item #49545)



(Item #49570)



(Item #49549)



(Item #49571)



(Item #49515)

ITEM # STANDARD	DESCRIPTION/ROAD NUMBER	ITEM # w/ DECODER
N TRAIN MASTER LOCOMOTIVE		
49514	Undecorated Phase 1a single headlight, w/large # boards (new ends)*	
49515	Erie Lackawanna (Black/Yellow) 1856 Phase 1a	49610
49516	Erie Lackawanna (Black/Yellow) 1859 Phase 1a	49611
49517	Erie Lackawanna (Black/Yellow) No # Phase 1a	
49530	Undecorated Phase 1b, single headlight	
49531	Undecorated Phase 1b, dual headlight	
49544	Undecorated Phase 1b, single headlight w/large # boards	
49545	Norfolk & Western (Black/Yellow) 162 Phase 1b, single headlight w/new ends*	49638
49546	Norfolk & Western (Black/Yellow) 165 Phase 1b, single headlight w/new ends*	49639
49547	Norfolk & Western (Black/Yellow) No # Phase 1b, single headlight w/new ends*	
49548	Reading (Green/Yellow) 201 Phase 1b, single headlight w/new ends*	49640
49549	Southern Pacific (Gray/Scarlet) 3023 Phase 1b, dual headlight	49641
49550	Southern Pacific (Gray/Scarlet) 3025 Phase 1b, dual headlight	49642
49551	Southern Pacific (Gray/Scarlet) No # Phase 1b, dual headlight	
49568	Undecorated Phase 2, single headlight, w/large # boards	
49569	Canadian National (Green/Yellow) 2900 Phase 2 w/new ends* +	49664
49570	Canadian National (Green/Yellow) 3000 Phase 2 w/new ends* +	49665
49571	Reading (Green/Yellow) 265 Phase 2 w/new ends* +	49666

*NOTE: "New ends" = large # boards & single headlight
+Early and late road numbers of the same locomotive

STANDARD MSRP: \$99.95

DECODER-EQUIPPED MSRP: \$134.95

**ESTIMATED DELIVERY:
NOVEMBER 2003!**

**From the Collection of
"HOseeker"**

www.atlasrr.com/highlights/trainmaster2.asp

26

PHONE: 908-687-0880 FAX: 908-851-2550

NEW PAINT SCHEMES! Advertised by Fairbanks-Morse as "the most useful locomotive ever built", the Train Master was first introduced in 1953. Designed as a versatile locomotive with various equipment options available, it was found in both passenger and freight service across the US. It was the most powerful single-engine locomotive in production at the time, generating a total of 2,400 hp.

FEATURES: Atlas' N scale version of the Train Master now features ends with large number boards and a single headlight (where appropriate) and gold-en-white LEDs. Standard features on the Train Master include directional lighting, painted safety rails, etched metal grilles, blackened metal wheels, a Scale Speed™ motor and factory-installed AccuMate® magnetic knuckle couplers.

N EMD SD-7 LOCOMOTIVE

ESTIMATED DELIVERY: FEBRUARY 2004!




(Item #53603)



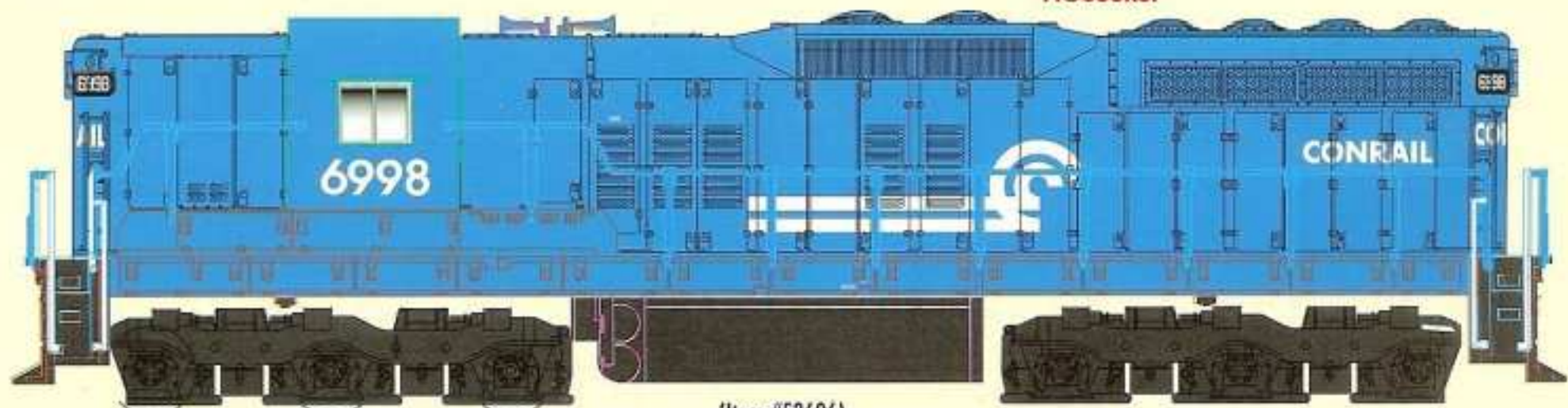
(Item #53604)



(Item #53613)



(Item #53608)



(Item #53606)

**N
S
C
A
L
E**

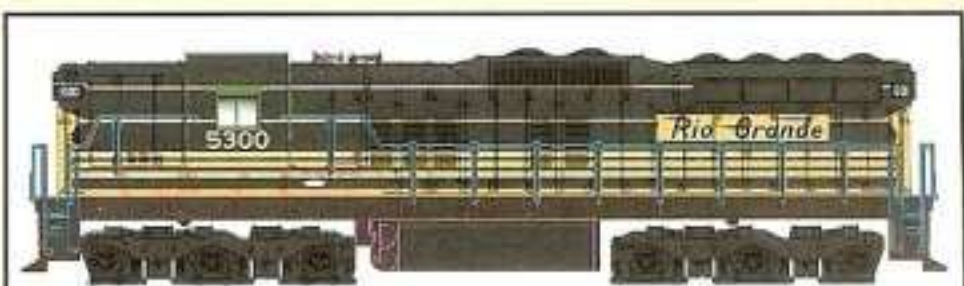
ITEM # DESCRIPTION/ROAD NUMBER
N SD-7 LOCOMOTIVES - NEW PAINT SCHEMES!

53600	Undecorated w/o dynamic brakes
53601	Undecorated w/ dynamic brakes
53602	Baltimore & Ohio (Blue/Yellow)* 1826
53603	Baltimore & Ohio (Blue/Yellow) 1829
53604	Burlington Route (Black/Red/Gray/Yellow)* 317
53605	Burlington Route (Black/Red/Gray/Yellow)* 318
53606	Conrail (Blue/White)* 6998
53607	Conrail (Blue/White)* 6999
53608	Milwaukee Road (Orange/Black) 501
53609	Milwaukee Road (Orange/Black) 505
53610	Rio Grande (Orange/Black)* 5300
53611	Rio Grande (Orange/Black)* 5301
53612	Southern Pacific (Orange/Black)* 5308
53613	Southern Pacific (Orange/Black)* 5329

*with dynamic brakes

MSRP RANGE: \$89.95-\$94.95

*(Note: The SD-7 Locomotive will have a DCC ready frame and a DCC board is in development for 2004.)
 Pre-production artwork is shown. Due to construction issues, some details on artwork will change.*



(Item #53610)

**NEW
PAINT SCHEMES!**

Atlas Classic
 LOCOMOTIVES

From the Collection of
"Hoseeker"

www.atlasrr.com/highlights/nsd7.asp

27

PHONE: 908-687-0880 FAX: 908-851-2550

NEW PAINT SCHEMES! Unlike Alco and Baldwin, EMD did not use the same basic locomotive design for both four-axle and six-axle road switchers. The 1,500 hp SD-7 used a longer underframe than the GP-7 and was the first locomotive to use EMD's Flexicoil truck. The production run lasted from February 1952 to November 1953 when 186 SD-7 units were built.

FEATURES: Some of the fine features on Atlas' Classic N Scale EMD SD-7 Locomotive include the innovative Scale Speed™ motor, a new chassis, powered low friction drive, blackened metal wheels, dual brass flywheels, directional lighting, golden-white LEDs and new tooling to include body-mounted AccuMate® knuckle couplers.

N EMD SD-9 LOCOMOTIVE


From the Collection of
"HOseeker"

Atlas Classic
LOCOMOTIVES

**NEW
PAINT SCHEMES!**



(Item #53507)



(Item #53502)



(Item #53504)



(Item #53505)



(Item #53511)

ESTIMATED DELIVERY: NOVEMBER 2003!



(Item #53510)

**N
S
C
A
L
E**

ITEM # DESCRIPTION/ROAD NUMBER N SD-9 LOCOMOTIVES - NEW PAINT SCHEMES!

53500	Undecorated (with dynamic brakes)
53501	Undecorated (without dynamic brakes)
53502	BNSF (Green/Orange) #6108
53503	Chessie System B&O* (Yellow/Blue/Vermillion) #1834
53504	Chessie System B&O* (Yellow/Blue/Vermillion) #1831
53505	Duluth Missabe & Iron Range* (Maroon/Yellow) #111
53506	Duluth Missabe & Iron Range* (Maroon/Yellow) #117
53507	Great Northern (Blue/White/Gray) #576
53508	Great Northern (Blue/White/Gray) #582
53509	Norfolk Southern (Black/White) #52
53510	Norfolk Southern (Black/White) #55
53511	Southern Pacific* (Gray/Scarlet) #4341
53512	Southern Pacific* (Gray/Scarlet) #4409

*with dynamic brakes

MSRP RANGE: \$89.95-\$94.95

NOTE: The SD-9 will have a DCC-ready frame and a DCC board is in development for 2004.

www.atlasrr.com/highlights/nsd9.asp

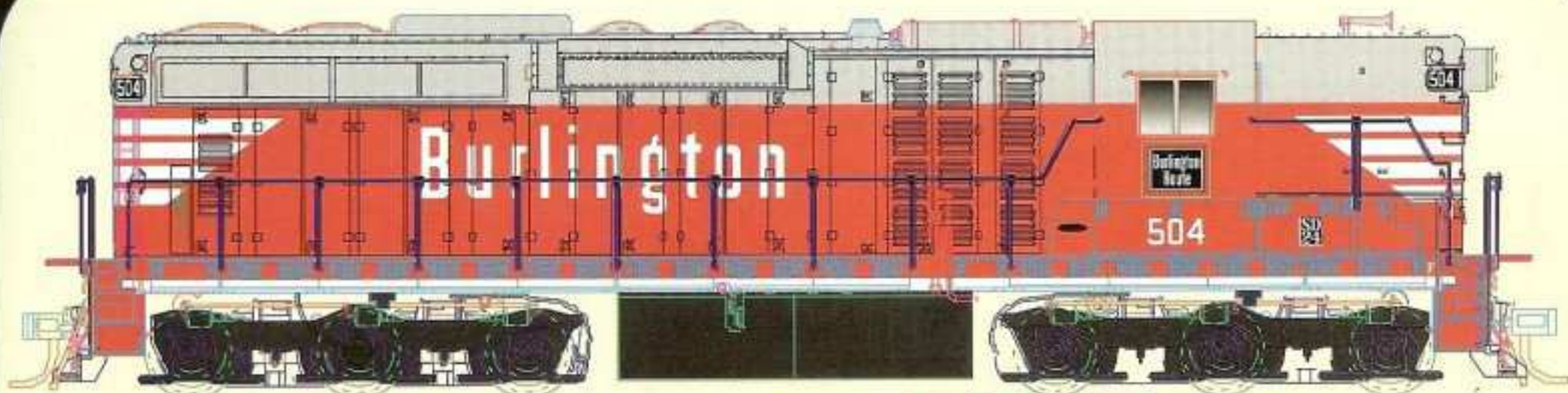
28

PHONE: 908-687-0880 FAX: 908-851-2550

NEW PAINT SCHEMES! Built by EMD between 1954 and 1959, these 6-axle road switchers produced 1,750 hp and were used primarily for freight service throughout the US, both on main and secondary lines. Many SD-9 locomotives are still in service today, serving as road switchers for short-line & industrial railroads, and as yard switchers for major "Class 1" lines.

FEATURES: After a ten year wait, Atlas' popular N scale Classic SD-9 is back and has been redesigned with new features and details such as the innovative Scale Speed™ motor, powered low friction drive, blackened metal wheels, dual brass flywheels, directional lighting, golden-white LEDs, and new tooling to include body-mounted AccuMate® knuckle couplers.

N EMD SD-24 LOCOMOTIVE



(Item #54404)

From the Collection of
"HOseeker"

NOTE: HO scale master artwork shown.

ESTIMATED DELIVERY: FEBRUARY 2004!

NEW!

N
S
C
A
L
E

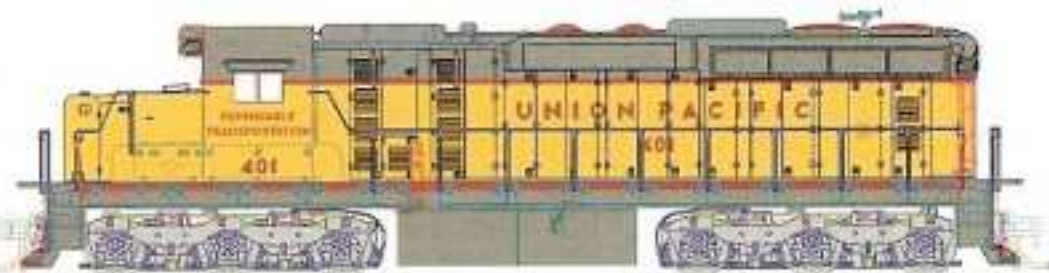
ITEM # STANDARD DESCRIPTION/ROAD NUMBER ITEM # w/ DECODER

N EMD SD-24 LOCOMOTIVE

54400	Undecorated (Burlington Style) High nose w/Gyra-light & wint. hatch	
54401	Undecorated (Santa Fe Style) Low nose	
54402	Undecorated (Southern) High nose w/bell	
54403	Undecorated (Union Pacific Style) Low nose w/wint. hatch	
54404	Burlington (Red/Gray/White) 502	54460
54405	Burlington (Red/Gray/White) 506	54461
54406	Burlington (Red/Gray/White) No #	
54407	Santa Fe (Blue/Yellow) 947	54462
54408	Santa Fe (Blue/Yellow) 968	54463
54409	Santa Fe (Blue/Yellow) No #	
54410	Southern (Black/Imitation Alum./Gold) 6306	54464
54411	Southern (Black/Imitation Alum./Gold) 6314	54465
54412	Southern (Black/Imitation Alum./Gold) No#	
54413	Union Pacific (Yellow/Gray) 401	54466
54414	Union Pacific (Yellow/Gray) 416	54467
54415	Union Pacific (Yellow/Gray) No #	

STANDARD MSRP: \$99.95


DECODER-EQUIPPED MSRP: \$134.95



(Item #54413)



(Item #54407)



(Item #54410)

Our NEW N scale model features details unique to each road name:

Burlington: High nose, single-chime air horn on short hood, Gyra-light on short hood (non-operating), winterization hatch

Santa Fe: Low nose, 3-chime horn mounted on left side of hood behind cab

Southern: High nose, 5-chime horn mounted on cab, bell detail on short hood

Union Pacific: Low nose, 3-chime horn mounted between 2nd and 3rd radiator fans, winterization hatch

www.atlasrr.com/highlights/nsd24.asp

29

PHONE: 908-687-0880 FAX: 908-851-2550

NEW! With over 220 units produced by EMD between July 1958 and March 1963, the SD-24 locomotive generated a total of 2,400 hp with its turbocharged 567D-3 prime mover and C-C wheel arrangement.

The majority of SD-24s produced were purchased by four roads: Chicago Burlington & Quincy, Santa Fe, Southern, and Union Pacific.

ADDITIONAL FEATURES:

- Golden-white LEDs
- Directional lighting
- Painted safety rails
- Separately-applied roof top piping
- Blackened metal wheels
- Scale Speed™ motor
- Factory-installed AccuMate® magnetic knuckle couplers

N EMD GP-30 & GP-35 LOCOMOTIVE

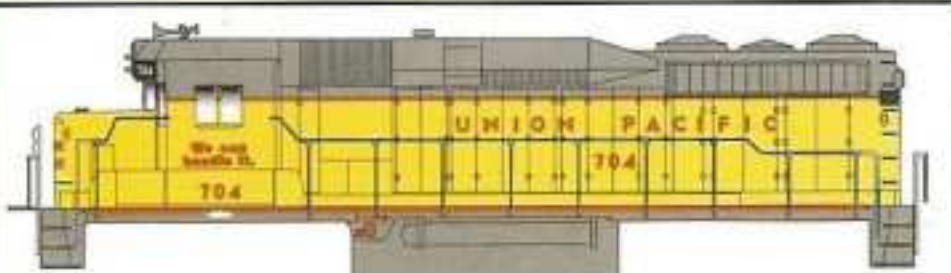
From the Collection of
"HOseeker"



(Item #47512)



(Item #47515)



(Item #47516)



(Item #46511)

N
S
C
A
L
E

ITEM # DESCRIPTION/ROAD NUMBER

N GP-30 LOCOMOTIVES - NEW PAINT SCHEMES!

47501	Undecorated (Without nose headlight)
47512	BNSF (GP-39m - Green/Orange/Yellow) 2800
47513	BNSF (GP-39m - Green/Orange/Yellow) 2804
47514	Penn Central (Black/White) 2242
47515	Penn Central (Black/White/Red "P") 2246
47516	Union Pacific (Yellow/Gray/Red) 704
47517	Union Pacific (Yellow/Gray/Red) 707

N GP-35 LOCOMOTIVES - NEW PAINT SCHEMES!

46500	Undecorated (Without dynamic brakes-Phase 1A)
46501	Undecorated (With dynamic brakes-Phase 1A)
46250	Undecorated (Without dynamic brakes-Phase 1B)
46260	Undecorated (With dynamic brakes-Phase 1B)
46511	CSX (Gray/Blue-Phase 1B) 4346
46512	CSX (Gray/Blue-Phase 1B) 4355
46513	Great Northern (Orange/Green-Phase 1B) 3019
46514	Great Northern (Orange/Green-Phase 1B) 3023
46515	Soo Line (White/Red-Phase 1A, w/ Type B trucks & w/o dynamic brakes) 722
46516	Soo Line (White/Red-Phase 1A, w/ Type B trucks & w/o dynamic brakes) 731

MSRP: \$89.95

ESTIMATED DELIVERY: JANUARY 2004!



(Item #46516)



(Item #46514)

**NEW
PAINT SCHEMES!**

Atlas Classic
LOCOMOTIVES

www.atlasrr.com/highlights/ngp30351.asp

30

PHONE: 908-687-0880 FAX: 908-851-2550

NEW PAINT SCHEMES!

Built in the 1960s by the Electro-Motive Division of General Motors, the GP-30 and GP-35 Locomotives were four-wheel truck road switchers that were used in heavy-haul freight service throughout the country. Atlas' popular N scale model is back in service with new paint schemes.

FEATURES:

With directional lighting, full pilots, dual brass flywheels, low friction mechanism, dynamic brakes, body mounted AccuMate® magnetic knuckle couplers and accurate painting and printing, each engine is designed with precision and prestige to achieve first-class performance on your railroad.

N ALCO C-628 LOCOMOTIVE

N
S
C
A
L
E

ITEM # STANDARD	DESCRIPTION/ROAD NUMBER	ITEM # w/ DECODER
--------------------	-------------------------	----------------------

N C-628 LOCOMOTIVES - NEW!

PHASE 1

54000	Undecorated	
54001	Atlantic Coast Line (Black/Yellow) 2004	54100
54002	Atlantic Coast Line (Black/Yellow) 2007	54101
54003	Atlantic Coast Line (Black/Yellow) No #	
54004	Louisville & Nashville (Gray/Yellow) 1405	54102
54005	Louisville & Nashville (Gray/Yellow) 1407	54103
54006	Louisville & Nashville (Gray/Yellow) No #	
54007	Pennsylvania (Brunswick Green/Gold) 6302	54104
54008	Pennsylvania (Brunswick Green/Gold) 6305	54105
54009	Pennsylvania (Brunswick Green/Gold) No #	
54010	Southern Pacific (Gray/Red-Bloody Nose) 7102	54106
54011	Southern Pacific (Gray/Red-Bloody Nose) 7103	54107
54012	Southern Pacific (Gray/Red-Bloody Nose) No #	

PHASE 2A

54030	Undecorated	
54031	Delaware & Hudson (Blue/Gray/Yellow) 611	54130
54032	Delaware & Hudson (Blue/Gray/Yellow) 615	54131
54033	Delaware & Hudson (Blue/Gray/Yellow) No #	

PHASE 2B

54060	Undecorated	
54061	Lehigh Valley (White/Black/Red-Snowbird) 626	54160
54062	Lehigh Valley (White/Black/Red-Snowbird) 628	54161
54063	Lehigh Valley (White/Black/Red-Snowbird) No #	

STANDARD MSRP RANGE: \$99.95 to \$109.95

DECODER-EQUIPPED MSRP: TBA

ESTIMATED DELIVERY: DECEMBER 2003!

NEW!



(Item #54007)



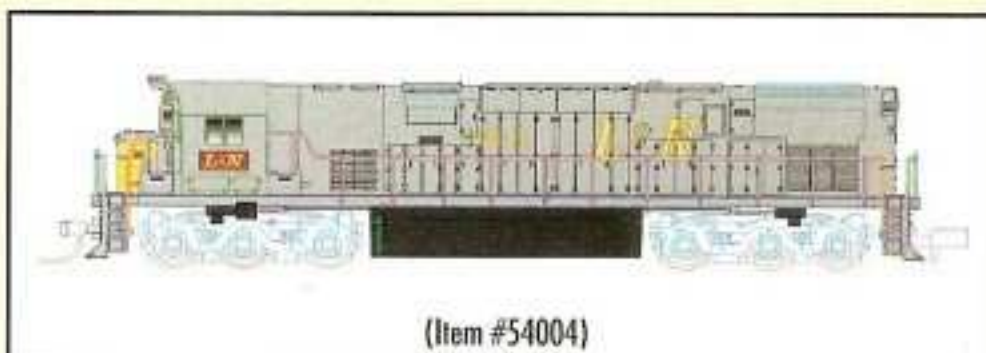
(Item #54001)



(Item #54032)



(Item #54061)



(Item #54004)



(Item #54010)

From the Collection of
"HOseeker"

www.atlasrr.com/highlights/nc628.asp

31

PHONE: 908-687-0880 FAX: 908-851-2550

NEW! Primarily used for heavy-haul road freight service throughout the US, the C-628 was part of the American Locomotive Company's (ALCO) Century Locomotive Line. Never before produced in N Scale, Atlas' version will have you tickled with railroad-specific features and great details! **FEATURES:** • Golden-white LED • Painted safety rails

• Directional lighting • Blackened metal wheels • Scale Speed™ motor
• Factory-installed AccuMate® magnetic knuckle couplers
Some Optional Body/Cab Details Include: • Low nose headlight (where appropriate by road name) • Horizontal or Vertical-mounted cab headlights (where appropriate) • Pilot with or without footboards (where appropriate)

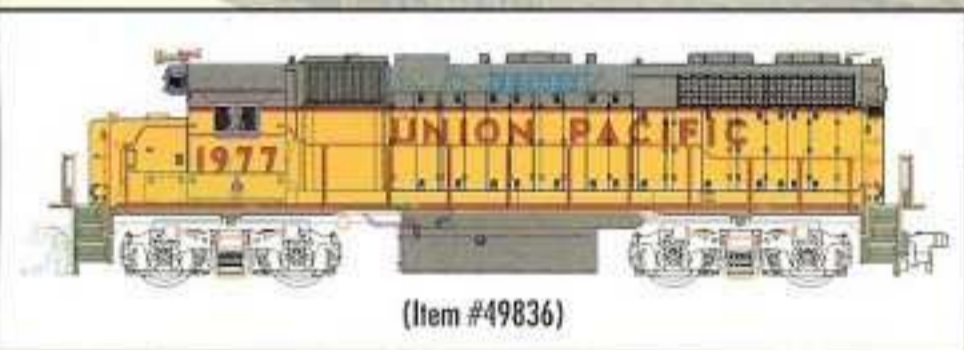
N EMD GP-38 LOCOMOTIVE



(Item #49833)



(Item #49823)



(Item #49836)

From the Collection of
"HOseeker"



(Item #49827)

N
S
C
A
L
E

ITEM # STANDARD	DESCRIPTION/ROAD NUMBER	ITEM # w/ DECODER
--------------------	-------------------------	----------------------

N GP-38 LOCOMOTIVES

49800	Undecorated (no dynamic brakes)	
49801	Undecorated (with dynamic brakes)	
49823	Burlington Northern (Green/ White/Black) 2161	49886
49824	Burlington Northern (Green/ White/Black) 2175	49887
49825	Burlington Northern (Green/ White/Black) No #	
49826	Chessie System B&O (Blue/Yellow/Vermillion) 4806	49888
49827	Chessie System C&O (Blue/Yellow/Vermillion) 4829	49889
49828	Chessie System B&O (Blue/Yellow/Vermillion) No # or sub-lettering	
49829	Conrail (Blue/White) 7883	49890
49830	Conrail (Blue/White) 7894	49891
49831	Conrail (Blue/White) No #	
49832	Frisco (Orange/White) 636	49892
49833	Frisco (Orange/White) 638	49893
49834	Frisco (Orange/White) No #	
49835	Union Pacific (Yellow/ Gray) 1974	49894
49836	Union Pacific (Yellow/ Gray) 1977	49895
49837	Union Pacific (Yellow/ Gray) No #	

STANDARD MSRP: \$99.95

DECODER-EQUIPPED MSRP: \$129.95



(Item #49829)

NEW
PAINT SCHEMES!

AVAILABLE NOW AT YOUR DEALER!

www.atlasrr.com/highlights/ngp3840.asp

32

PHONE: 908-687-0880 FAX: 908-851-2550

NEW PAINT SCHEMES & FEATURES!

Atlas' N Scale GP-38 & GP-40 units are modeled after Electro Motive Division's 2,000 hp GP-38 and 3,000 hp GP-40 diesel locomotives that were introduced in the late 1960s and early 1970s. These hardy and versatile engines could be caught performing yard and local duties, as

well as stints on mainline freights. This popular engine is still in service today throughout North America, both on the prototype rails and on layouts of modelers everywhere.


N EMD GP-40 LOCOMOTIVE

From the Collection of
"HOseeker"

**NEW
FEATURES!**



(Item #48545)




(Item #48539)



(Item #48547)



(Item #48551)



(Item #48542)

AVAILABLE NOW AT YOUR DEALER!

N
S
C
A
L
E

ITEM # STANDARD	DESCRIPTION/ROAD NUMBER	ITEM # w/ DECODER
N GP-40 LOCOMOTIVES		
48500	Undecorated (no dynamic brakes)	
48501	Undecorated (with dynamic brakes)	
48538	Milwaukee Road (Black/Orange) 2026	48570
48539	Milwaukee Road (Black/Orange) 2034	48571
48540	Milwaukee Road (Black/Orange) No #	
48541	RF&P (Blue/Gray) 122	48572
48542	RF&P (Blue/Gray) 124	48573
48543	RF&P (Blue/Gray) No #	
48544	Southern Pacific (w/DRGW sublettering-Scarlet/Gray) 3059	48574
48545	Southern Pacific (Scarlet/Gray) 7122	48575
48546	Southern Pacific (Scarlet/Gray) No #	
48547	Western Pacific (Silver/ Orange) 3508	48576
48548	Western Pacific (Silver/ Orange) 3511	48577
48549	Western Pacific (Silver/ Orange) No #	
48550	Wisconsin Central (Maroon/ Yellow) 3005	48578
48551	Wisconsin Central (Maroon/ Yellow) 3007	48579
48552	Wisconsin Central (Maroon/ Yellow) No #	

STANDARD MSRP: \$99.95

DECODER-EQUIPPED MSRP: \$129.95

www.atlasrr.com/highlights/ngp3840.asp

33

PHONE: 908-687-0880 FAX: 908-851-2550

FEATURES:

- Directional lighting
- Walkway safety tread
- Blackened metal wheels
- Scale speed™ motor
- Factory-equipped with AccuMate® knuckle couplers

- Dynamic brakes (as appropriate by railroad)
- Painted handrails
- Golden-white LEDs
- Improved roof detail (N GP-40)- NEW!
- Prototypical sill detail (N GP-40)- NEW!

N 40' WOOD REEFER

From the Collection of
"Hoseeker"

Steam Era Classics™



(Item #41447*)



(Item #41449*)




(Item #41460 - 0 scale model shown)



(Item #41452 - 0 scale model shown)



(Item #41456)



(Item #41459)

* Please check with your local Atlas retailer.



(Item #41454 - 0 scale model shown)

NEW ROAD NAMES!



(Item #41450 - 0 scale model shown)

ESTIMATED DELIVERY: JANUARY 2004!

N
S
C
A
L
E

ITEM # DESCRIPTION/ROAD NUMBER

N 40' WOOD REEFERS - NEW ROAD NAMES!	
41400	Undecorated
41450	Boote's Hatcheries (Yellow/Brown) 90534
41451	Boote's Hatcheries (Yellow/Brown) 90535
41452	Brookside Creamery (Maroon/Black) 1833
41453	Brookside Creamery (Maroon/Black) 1835
41454	Del Maiz Niblets (Gray/Brown) 12311
41455	Del Maiz Niblets (Gray/Brown) 12312
41456	Fruit Grower's Express (Yellow/Brown) 35204
41457	Fruit Grower's Express (Yellow/Brown) 35291
41458	Milwaukee Road (Yellow/Brown) 85210
41459	Milwaukee Road (Yellow/Brown) 85213
41460	North Western (Green/Yellow) 15305
41461	North Western (Green/Yellow) 3186

ALSO AVAILABLE!

41447	Atlas Beer (White/Brown/Red) 68078
41448	Phenix Cheese (Red/Yellow/Black) 3603
41449	Phenix Cheese (Red/Yellow/Black) 3604

<http://www.atlasrr.com/highlights/nreeferspec.asp>

MSRP: \$16.95 MSRP Undecorated: \$9.95

www.atlasrr.com/highlights/nreefer3.asp

34

PHONE: 908-687-0880 FAX: 908-851-2550

NEW ROAD NAMES! This highly detailed model is based on the 40' wood refrigerator cars built by Pullman for the Northern Refrigerator Car Co. in 1930. With its rooftop ice hatches, USRA-style fish belly underframe and vertical brake shaft, it is representative of the thousands of similar cars that were built during the "Billboard" era of American railroads.

FEATURES:

- Accurate painting and printing including door hinges, ladders, grab irons and end straps
- Opening roof hatches
- Realistic handle and latch detail
- Wood grain finish detail on carbody
- 40-ton friction bearing trucks with AccuMate® couplers

N 55 TON FISHBELLY HOPPER / N CUPOLA CABOOSE

N
S
C
A
L
E

ITEM #	DESCRIPTION/ROAD NUMBER
N 55 TON FISHBELLY HOPPER-PEAKED END	
41000	Undecorated
NEW ROAD NUMBERS!	
41006	Atlantic Coast Line (Black/White) 81257
41016	Norfolk & Western (Black/White) 39560
NEW ROAD NAMES!	
41021	Atlantic Coast Line (Black/White/w/Dashed Line) 81748
41022	Atlantic Coast Line (Black/White/w/Dashed Line) 81773
41031	Norfolk Southern (Brown/Yellow/White) 9000
41032	Norfolk Southern (Brown/Yellow/White) 9017

ITEM #	DESCRIPTION/ROAD NUMBER
N 55 TON FISHBELLY HOPPER-FLAT END	
NEW ROAD NUMBERS!	
41100	Undecorated (Flat End)
41106	Chesapeake & Ohio (Black/White) 300437
41116	Delaware & Hudson (Box Car Red/White) 5851
41126	Reading (Black/White Red) 80352
41136	Western Maryland (Oxide Red/Speed lettering) 11115
41146	Baltimore & Ohio (Black/White) 3661
41156	CNJ (Black/White) 67251
41166	Delaware & Hudson (Black/White) 5615
41176	Lehigh Valley (Box Car Red/Black/White) 25379
41186	Norfolk Southern (Gray/Red/Black) 8542
41196	Western Maryland (Fast Freight-Oxide Red/White) 11933
NEW ROAD NAMES!	
41201	Akron Canton & Youngstown (Black/White) 6000
41202	Akron Canton & Youngstown (Black/White) 6010
41211	Central RR of NJ (Black/White) 67074
41212	Central RR of NJ (Black/White) 67111
41221	Delaware & Hudson (Black/White) 5465
41222	Delaware & Hudson (Black/White) 5466
41231	Reading (Speed lettering/Black/White/Red) 80371
41232	Reading (Speed lettering/Black/White/Red) 80386
41241	WM (Port of Baltimore Fast Freight-Oxide Red/White) 14603
41242	WM (Port of Baltimore Fast Freight-Oxide Red/White) 14648

MSRP: \$13.95 MSRP Undecorated: \$12.95



**AVAILABLE NOW
AT YOUR DEALER!**

www.atlasrr.com/highlights/nfishbelly3.asp

N 50-TON FISHBELLY HOPPERS FEATURES: Originally built in the 1930s, the N Scale 55 Ton Fishbelly Hopper features prototypical detail, die cast underframe and slope sheets, friction-bearing trucks, AccuMate® operating knuckle couplers, removable coal load and flat or peaked ends as determined by prototype.

From the Collection of
"HOseeker"



ESTIMATED DELIVERY: JANUARY 2004!

N
S
C
A
L
E

ITEM #	DESCRIPTION/ROAD NUMBER	MSRP
N CUPOLA CABOOSES		
NEW ROAD NUMBERS!		
3560	Undecorated	\$6.00
35613	Southern Pacific (Silver/Black/Red) 1066	\$7.00
35623	Union Pacific (Yellow/Red) 3522	\$7.00
35633	Santa Fe (Red/White) 1608	\$7.00
35642	Western Pacific (Silver/Black) 828	\$7.25
35652	Burlington Northern (Green/White) 9929	\$7.00
35663	Louisville & Nashville (Gray/Red) 977	\$7.00
35672	Seaboard Coast Line (Orange/Black) 5635	\$7.00
35682	Lehigh Valley (Box Car Red/White) 95066	\$7.00
35692	Rio Grande (Black/Orange) 01453	\$7.00
35702	Norfolk & Western (Red/White) 562748	\$7.00
35712	Chicago & North Western (Box Car Red/White) 10611	\$7.00
35722	Burlington Route (Silver/Black) 13502	\$7.25
35732	Southern (Red/White) X2714	\$7.00
35742	Chessie System (C&O-Yellow/Blue) 3545	\$7.25
35753	New Haven (Red/White) C664	\$7.00
35762	Baltimore & Ohio (Red/White) C2165	\$7.00
35772	Erie Lackawanna (Red/White) C202	\$7.00
35833	Pennsylvania (Box Car Red/White) 983737	\$7.00
35892	Great Northern (Red/White) X242	\$7.00
35903	Conrail (Blue/White) 18748	\$7.00
35912	Canadian Pacific (Box Car Red/White) 436741	\$7.00
35922	Canadian National (Orange/Green/White) 79022	\$7.00

NEW ROAD NAMES!

35941	Clinchfield (Red/White) 1062	\$7.25
35942	Clinchfield (Red/White) 1064	\$7.25
35951	New York Central (Maroon/White/Black) 17716	\$7.25
35952	New York Central (Maroon/White/Black) 17719	\$7.25
35961	Rio Grande (Silver/Yellow/Black) 01415	\$12.95
35962	Rio Grande (Silver/Yellow/Black) 01421	\$12.95
35971	Rock Island (Red/White) 17858	\$7.25
35972	Rock Island (Red/White) 17889	\$7.25
35981	Santa Fe (Mineral Red/White) 1783	\$7.25
35982	Santa Fe (Mineral Red/White) 1860	\$7.25

(NOTE: Cars come with AccuMate® couplers)

www.atlasrr.com/highlights/ncupola1203.asp

N CUPOLA CABOOSE FEATURES: Crisp detailing, fine rivet detail and endrails are just a few ways to describe Atlas' popular N Scale Cupola Caboose. Ready-to-run with AccuMate® knuckle couplers, this model is a nice version of the common prototype from the 1940s and 1950s.

N 50' FREIGHT CARS

From the Collection of
"HOseeker"



(Item #36146)



(Item #36362)

N
S
C
A
L
E

ITEM #	DESCRIPTION/ROAD NUMBER	MSRP
N 50' DOUBLE DOOR BOX CARS - NEW ROAD NUMBERS!		
3600	Undecorated	\$6.00
36052	Pennsylvania (Box Car Red/White) 85287	\$8.95
36252	Southern Pacific (Box Car Red/White/Yellow) 213133	\$8.95
36272	Santa Fe "El Capitan" (Box Car Red/White) 10327	\$8.95
36282	Santa Fe-Grand Canyon (Box Car Red/White) 10215	\$8.95
36292	Erie Lackawanna (Box Car Red/White) 65044	\$8.95
36312	New York Central (Green/White/Black/Red) 43909	\$8.95
36333	Burlington Route (Red/White/Black) 47005	\$8.95
36083	Canadian Pacific (Green/White/Black) 200068	\$8.95
36092	Northern Pacific (Box Car Red/White) 39653	\$8.95
N 50' DOUBLE DOOR BOX CARS - NEW ROAD NAMES!		
36351	Canadian National (Box Car Red/White) 551009	\$8.95
36352	Canadian National (Box Car Red/White) 551011	\$8.95
36361	Louisville & Nashville (Old Reliable-(Box Car Red/White) 98566	\$9.95
36362	Louisville & Nashville (The Dixie Line-(Box Car Red/White) 98021	\$9.95
36371	Missouri, Kansas, Texas (Box Car Red/White) 99263	\$8.95
36372	Missouri, Kansas, Texas (Box Car Red/White) 99269	\$8.95
36381	Rock Island (Box Car Red/White/Silver/Yellow) 5334	\$11.95
36382	Rock Island (Box Car Red/White/Silver/Yellow) 5345	\$11.95
36145	Rio Grande (Yellow/Silver/Black) 63793	\$12.95
36146	Rio Grande (Yellow/Silver/Black) 63798	\$12.95
36391	Western Pacific (Box Car Red/White/Black) 35005	\$8.95
36392	Western Pacific (Box Car Red/White/Black) 35030	\$8.95

N
S
C
A
L
E

ITEM #	DESCRIPTION/ROAD NUMBER	MSRP
N 50' STOCK CARS - NEW ROAD NUMBERS!		
3540	Undecorated	\$6.00
35412	CB&Q (Red/Silver/White) 50559	\$7.95
35422	Norfolk & Western (Blue/Silver/White) 316619	\$7.95
35492	Pennsylvania (Box Car Red/White) 130013	\$7.95
N 50' MECHANICAL REEFERS - NEW ROAD NUMBERS!		
3650	Undecorated	\$6.00
36522	Bangor & Aroostook (Orange/Brown/Black) 99	\$8.95
36532	Burlington Northern (Green/Silver/White) 5155	\$8.95
36542	Canadian National (revised artwork-Silver/Black/Blue) 231119	\$11.95
36543	Canadian National (revised artwork-Silver/Black) 231142	\$11.95
36613	Pacific Fruit Express (Orange/Black) 300145	\$8.95
36614	Pacific Fruit Express (Orange/Black) 300149	\$8.95
36615	Pacific Fruit Express (Orange/Black) 300153	\$8.95
36616	Pacific Fruit Express (Orange/Black) 300160	\$8.95
36623	Swift Meats (Silver/Black/Red) 25032	\$8.95
36673	Santa Fe (Orange/Silver/Black) 3181	\$8.95
36702	Tropicana (Orange/Green/White) 149	\$8.95
36703	Tropicana (Orange/Green/White) 154	\$8.95
36712	Fruit Growers Express (Yellow/Freight Car Red/Black) 10006	\$8.95
36713	Fruit Growers Express (Yellow/Freight Car Red/Black) 10014	\$8.95
36732	Western Fruit Express (Yellow/Freight Car Red/Black) 824	\$8.95



(Item #36702 - previous run shown)



(Item #35412)

(Cars will come with AccuMate® couplers)

ESTIMATED DELIVERY: DECEMBER 2003!

www.atlasrr.com/highlights/nfreights1203.asp

36


PHONE: 908-687-0880 FAX: 908-851-2550

NEW ROAD NAMES & NUMBERS! Atlas has brought back some of its popular N scale 50' freight cars with new road numbers and new paint schemes! With prototypical painting and lettering, as well as scale detail, these cars now come equipped with AccuMate® operating knuckle couplers. These cars are a welcome addition to any layout.

Atlas' line of ready-to-run N scale freight cars is very extensive, and is constantly expanding. We work hard to produce only the finest cars with delicate detailing and outstanding printing quality. Stay tuned to www.atlasr.com for the latest N scale freight car announcements!

N ACF® 23,500 GALLON TANK CAR

**NEW
PAINT SCHEMES &
ROAD NUMBERS!**



From the Collection of
"HOseeker"

(Item #30832)

N
S
C
A
L
E

ITEM # DESCRIPTION/ROAD NUMBER

N 23,500 GALLON TANK CARS - NEW PAINT SCHEMES!

30700	Undecorated
30791	ACFX (Diamond Shamrock)-(Black/White) 89057
30792	ACFX (Diamond Shamrock)-(Black/White) 89058
30801	ACFX (Union Camp)-(Black/White) 83822
30802	ACFX (Union Camp)-(Black/White) 83827
30811	CERX (E.R. Carpenter Co.)- (Black/White) 20032
30812	CERX (E.R. Carpenter Co.)- (Black/White) 20034
30821	CPAX (Citgo Petroleum)- (Black/White) 23960
30822	CPAX (Citgo Petroleum)- (Black/White) 23962
30831	PLMX (Mobil Oil)-(Black/White) 2840
30832	PLMX (Mobil Oil)-(Black/White) 2843

N 23,500 GALLON TANK CARS - NEW ROAD NUMBERS!

30703	GAF Corporation (ACFX) (Gray/Black/Red) 83121
30704	GAF Corporation (ACFX) (Gray/Black/Red) 83123
30723	Amoco (ACFX) (White/Black) 84016
30724	Amoco (ACFX) (White/Black) 84020
30733	Mobil (MOBX) (Black/White) 14237
30734	Mobil (MOBX) (Black/White) 14277
30743	Reilly Industries (ACFX) (White/Blue) 84614
30744	Reilly Industries (ACFX) (White/Blue) 84621
30783	Union Carbide (ACFX) (Blue/White) 72477
30784	Union Carbide (ACFX) (Blue/White) 72488

MSRP: \$14.95 MSRP Undecorated: \$11.95

ESTIMATED DELIVERY: OCTOBER 2003!




(Item #30783)



(Item #30704)



(Item #30811)



(Item #30802)



(Item #30791)

www.atlasrr.com/highlights/hon235tanks.asp

37

PHONE: 908-687-0880 FAX: 908-851-2550

NEW PAINT SCHEMES AND ROAD NUMBERS! Designed to transport food products, chemicals or petroleum, the 23,500 Gallon Tank Car is a popular prototype still being built by American Car and Foundry. Atlas' N Scale version is back with a few new "plain jane" paint schemes and road numbers for added variety. Ready-to-run with great features and details,

these tank cars are just what you need in your rolling stock collection.

FEATURES: Some of its fine features include separately-molded brake line plumbing, ultra-thin handrails, tank fittings and safety placards, 100-ton roller-bearing trucks, brake wheel chain detail and AccuMate® knuckle couplers.

N 40' PLUG-DOOR BOX & STOCK CAR /N PS-2 COVERED HOPPER

ESTIMATED DELIVERY: FEBRUARY 2004!

**N
S
C
A
L
E**

ITEM # DESCRIPTION/ROAD NUMBER MSRP

40' PLUG DOOR BOX CARS - NEW ROAD NUMBERS!

3300	Undecorated	\$6.00
33033	Chessie System (Blue/Gold) 23732	\$8.25
33052	Western Maryland (Orange/Brown/Black) 14	\$8.25
33062	Chesapeake & Ohio (Yellow/Blue) 7886	\$8.25
33093	Rio Grande (Orange/Black) 61441	\$8.25
33102	Delaware & Hudson (Yellow/Blue) 20062	\$8.25
33162	Milwaukee Road (Yellow/Black) 9089	\$8.25
33172	Ralston Purina (Red/White) 414	\$8.25
33183	Southern (Box Car Red/White) 718812	\$8.25
33192	Baltimore & Ohio (Yellow/Blue/Silver) 182399	\$8.25
33213	Pennsylvania (Box Car Red/White) 19393	\$8.25
33233	Soo Line (White/Red) 12057	\$8.25
33252	Canadian Pacific (Box Car Red/White) 35531	\$8.25
33293	State of Maine/BAR (Red/White/Blue) 2560	\$9.25
33302	State of Maine/NH (Red/White/Blue) 45069	\$9.25
33323	Northern Pacific (Green/Yellow/White) 98598	\$8.75

40' PLUG DOOR BOX CARS - NEW PAINT SCHEMES!

33331	Chicago Great Western (Brown/Orange) 382	\$8.75
33332	Chicago Great Western (Brown/Orange) 383	\$8.75
33341	Soo Line (Brown/White) 137702	\$8.75
33342	Soo Line (Brown/White) 137724	\$8.75

N 40' STOCK CARS - NEW ROAD NUMBERS!

3520	Undecorated	\$6.75
35222	Rio Grande (Black/White) 39466	\$7.25
35232	Great Northern (Red/White) 55928	\$7.25
35242	Southern (Brown/White) 54655	\$7.25
35252	Union Pacific (Yellow/Red) 48219	\$7.25
35272	Union Pacific (Box Car Red/White) 42025	\$7.25

From the Collection of
"HOseeker"

**NEW
PAINT SCHEMES &
ROAD NUMBERS!**



AVAILABLE NOW AT YOUR DEALER!

**N
S
C
A
L
E**

ITEM # DESCRIPTION/ROAD NUMBER

N PS-2 COVERED HOPPERS

3150	Undecorated
NEW ROAD NUMBERS!	
31533	Chessie System (WM) (Blue/Yellow) 5825
31581	American Potash (Gray/Black) 31242
31601	Conrail (Red/Black/White) 879828
31611	Delaware & Hudson (Gray/Black) 12005
31642	Southern (Black/White) 900170
31651	Southern Pacific (Gray/Black/Red/White) 401292
31661	Rio Grande (Gray/Black) 18333
31682	Imco (Green/Gray/Black/White) 41013
31721	Marfolk & Western (Gray/Black) 71211
31751	Great Northern (Gray/Black/Red) 71504
31771	Western Pacific (Gray/Black) 11330
31781	Wisconsin Central (Gray/Red) 81155
NEW ROAD NAMES	
31761	Penn Central (Green/White) 74203
31791	Boraxo (Gray/Black/Red) 31060
31792	Boraxo (Gray/Black/Red) 31066
31801	Chicago & North Western (Gray/Black/White) 95230
31806	C&NW (w/M&STL marks-Green/Black/Yellow) 70379
31811	Clinchfield (Black/White) 60106
31812	Clinchfield (Black/White) 60112
31821	Lehigh Valley (Gray/Black) 50798
31822	Lehigh Valley (Gray/Black) 50834
31831	Maine Central (Gray/Black/Gold/White) 2492
31832	Maine Central (Gray/Orange logo) 2499
31841	Milwaukee Road (Gray/Black/Red/White) 98874
31842	Milwaukee Road (Gray/Black/Red/White) 98925
31851	Northern Pacific (Gray/Black) 75435
31852	Northern Pacific (Gray/Black) 75470
31861	Rock Island (Gray/Black) 7200
31862	Rock Island (Gray/Black) 7394
31871	Rock Island (The Rock - Blue/Black/White) 500700

MSRP: \$9.95 MSRP Undecorated: \$8.00

www.atlasrr.com/highlights/n40boxcars.asp

www.atlasrr.com/highlights/hops2.asp

N 40' PLUG DOOR BOX & STOCK CAR FEATURES:

These Atlas N scale 40' Plug Door Box Cars and 40' Stock Cars are back with new road numbers and new paint schemes. With prototypical painting and lettering, AccuMate® couplers and more, these freight cars will be welcome on your layout.

N PS-2 COVERED HOPPER FEATURES: Based on the prototype built by Pullman-Standard in the late 1940s and early 1950s to carry granular bulk commodities, these finely-painted and printed models feature new paint schemes and road names, as well as 50-ton friction-bearing or 70-ton roller-bearing trucks where appropriate by road name, intricate brake detail and AccuMate® couplers.

N FGE BOX CAR / N TRACK CLEANING CAR

N
S
C
A
L
E

ITEM # DESCRIPTION/ROAD NUMBER

N FGE BOX CARS

33600	Undecorated
NEW ROAD NUMBERS!	
33604	Burlington Northern (Green/White) 748842
33614	Chicago & Northwestern (Yellow/Black) 33234
33624	CSX (Blue/Yellow) 195909
33634	Rio Grande (Orange/Silver/Black) 61471
33643	Erie Lackawanna (Blue/White) 69309
33653	Fruit Growers Express (Beige/Black) 197147
33664	Norfolk & Western (Black/White) 296842
33672	Chessie System (WM) (Yellow/Dk. Blue) 475141
33682	Conrail (Boxcar Red/White) 369289
33692	Chesapeake & Ohio-FGE Stripes (Yellow/Brown/Black) 897887
33702	Pennsylvania-FGE Stripes (Yellow/Brown/Black) 91911
33712	Western Pacific-FGE Stripes (Yellow/Brown/Black) 97027
33722	Penn Central (Green/White) 369268
33732	Providence & Worcester (Red/Black) 1411
33742	Rock Island (Blue/White/Black) 516656
33754	Union Pacific (Yellow/Silver/Black) 490649
33761	Seaboard Coast Line (Cream/Black) 996619

NEW PAINT SCHEMES!

33771	Clinchfield (Yellow/Black) 98753
33772	Clinchfield (Yellow/Black) 98772
33781	New York & Greenwood Lake (Cream/Black) 32707
33782	New York & Greenwood Lake (Cream/Black) 32717
33791	Norfolk Southern (Boxcar Red/White) 650005
33792	Norfolk Southern (Boxcar Red/White) 650008
30021	Norfolk & Western (Blue/White) 295625
30022	Norfolk & Western (Blue/White) 295671

MSRP: \$9.95 MSRP Undecorated: \$8.50



(Item #33771)

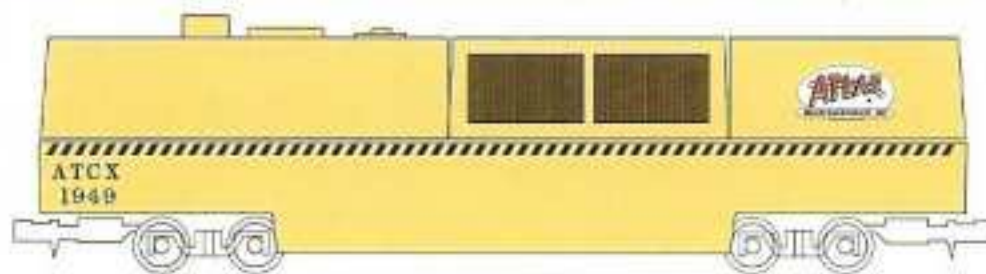


(Item #33792)

ESTIMATED DELIVERY: NOVEMBER 2003!

www.atlasrr.com/highlights/nfgeboxcar.asp

NEW!



(Item #32550)

From the Collection of "HOseeker"



(Item #32551)

N

ITEM # DESCRIPTION/ROAD NUMBER



N TRACK CLEANING CAR

32550	Atlas (ATCX-Yellow/Black/Red/White) 1949
32551	Maintenance of Way (Gray/Black/Yellow) N/A
<i>(Cleaning fluid-not included.)</i>	

MSRP: \$59.95

ESTIMATED DELIVERY: JANUARY 2004!

Nothing is worse than running your trains on rails that are grimy from dust, dirt, and grit. It's important to keep your track clean to maximize the performance of your locomotive and fleet. (Cleaning Disk Replacement Set & Cleaning Head Replacement Set also available.)



N FGE BOX CAR FEATURES: The Atlas N Scale FGE Box Car is based on the prototype that hauled a varied assortment of products including fruits, vegetables, paint, and water-based or chemical products that needed protection from extreme temperatures. These cars feature prototypical painting and lettering, scale detail and are now equipped with AccuMate® couplers.

N TRACK CLEANING CAR FEATURES: Atlas' NEW N Scale Track Cleaning Car will clean your track and have it back in working order in no time. Each car includes one track cleaning car, three dry type cleaning discs, three moist type cleaning discs, vacuum fan disc (installed), disc changer tool, brush and sponge. This car will only be available with Rapido couplers.

N 50' PRECISION DESIGN BOX CAR-RIBSIDE



From the Collection of
"HOseeker"

(Item #45241 - HO model shown -
Doors do not open on N scale models)

N
S
C
A
L
E

ITEM #	DESCRIPTION/ROAD NUMBER
HO PRECISION DESIGN BOX CARS (RIBSIDE) - NEW!	
45200	Undecorated
45201	Chicago & North Western (Brown/White) 155138
45202	Chicago & North Western (Brown/White) 155153
45211	Frisco (Brown/White) 42044
45212	Frisco (Brown/White) 42470
45221	Illinois Terminal (Yellow/Green) 7334
45222	Illinois Terminal (Yellow/Green) 7347
45231	Norfolk Southern (Brown/Yellow) 2112
45232	Norfolk Southern (Brown/Yellow) 2124
45241	Penn Central (Green/White) 166087
45242	Penn Central (Green/White) 166118
45251	Rock Island (Brown/White) 36102
45252	Rock Island (Brown/White) 36116

MSRP: \$16.95 MSRP Undecorated: \$12.95



(Item #45251)



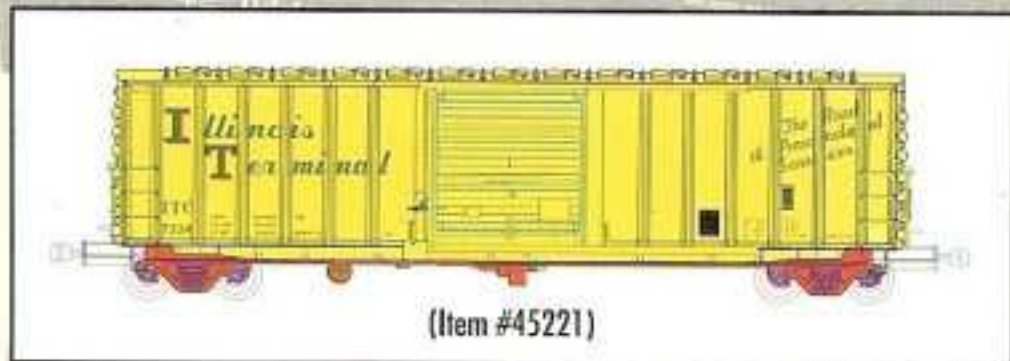
(Item #45211)

ESTIMATED DELIVERY: NOVEMBER 2003!

ALL NEW!



(Item #45201)



(Item #45221)



(Item #45232)

www.atlasrr.com/highlights/npreboxcar1.asp

40

PHONE: 908-687-0880 FAX: 908-851-2550

NEW! Built by ACF® in the late 1960s and early 1970s, Atlas' ready-to-run N scale version exhibits authenticity and a superior level of detail.

FEATURES:

Equipped with a prototypically detailed body with realistic ladders, brake

wheel and see-through end crossover walkway, detailed die-cast metal under-frame, separate brake system and air reservoir and AccuMate® couplers, the box car also features 70-ton roller-bearing trucks and accurate painting and printing to match the prototype.

N PINES TRAILER / N 1984 FORD® 9000 TRACTOR CAB



(Item #29711 - HO scale model shown)



(Item #29731 - HO scale model shown)

N
S
C
A
L
E

ITEM # DESCRIPTION/ROAD NUMBER MSRP

N 45' PINES TRAILERS - NEW ROAD NUMBERS!

2960	Undecorated	\$6.95
29611	Chicago, Central & Pacific (White/Green/Silver) 230217	\$9.95
29621	CSX (White/Blue/Silver) 235488	\$9.95
29631	Kankakee Beaverville & Southern (White/Black/Silver) 634033	\$9.95
29641	Norfolk Southern (White/Black/Silver) 235176	\$9.95
29651	Redon (White/Black/Silver) 232281	\$9.95
29661	Vermont Railway (White/Green/Silver) 237793	\$9.95
29671	Xtra Intermodal (White/Red/Yellow/Silver) 231119	\$9.95
29681	Xtra Lease (White/Red/Yellow/Silver) 850383	\$9.95
29691	Burlington Motor Carriers (White/Red/Black/Silver) A11033	\$11.95

N 45' PINES TRAILERS - NEW PAINT SCHEMES!*

29701	Burlington Northern (Green/White/Silver) 931385	\$10.95
29702	Burlington Northern (Green/White/Silver) 931391	\$10.95
29711	Kansas City Southern (White/Red/Silver) 230361	\$10.95
29712	Kansas City Southern (White/Red/Silver) 230381	\$10.95
29721	Milwaukee Road (Red/Gray/White/Silver) 251029	\$11.95
29722	Milwaukee Road (Red/Gray/White/Silver) 251051	\$11.95
29731	Preferred Pool 45 (Red/Black/White) 254336	\$11.95
29732	Preferred Pool 45 (Red/Black/White) 254340	\$11.95
29741	Santa Fe (Blue/White) 251943	\$10.95
29742	Santa Fe (Blue/White) 251945	\$10.95
29751	Southern Pacific ("Golden Pig Service") 721709	\$13.95
29752	Southern Pacific ("Golden Pig Service") 721777	\$13.95

*Paint schemes are correct for 45' Trailers not manufactured by Pines.

ESTIMATED DELIVERY: DECEMBER 2003!

www.atlasrr.com/highlights/npinestrailers.asp

N PINES TRAILER FEATURES: Built in true scale dimensions, the Atlas' N 45' Pines Trailer has extremely accurate painting and printing. Each unit also features two sets of landing gear- fully extended or retracted, hinges and latches, rivets, rear bumper detail, and more. You will definitely enjoy adding these highly detailed models to your model railroad fleet.

N
S
C
A
L
E

ITEM # DESCRIPTION

N FORD LNT9000 TRACTOR CAB - BACK IN STOCK!

2920	Undecorated
2921	Black
2922	Dark Blue
2923	Green
2924	Red
2925	White
2926	Yellow
2927	Medium Blue
2928	Orange

There will be two cabs per unit.

MSRP: \$9.95 MSRP Undecorated: \$7.95

ESTIMATED DELIVERY: DECEMBER 2003!



(Item #2925)



From the Collection of
"HOseeker"

(Item #2921)

Official Licensed Product
Ford Motor Company

BACK IN STOCK!

N 1984 FORD® 9000 TRACTOR CAB FEATURES: Based on Ford's 1984 LNT 9000 Tractor Cab, Atlas' N scale model is ready-to-run and features seat, square fuel tanks with built-in steps, steering wheel, and rubber tires. Decorated models include printed Ford logos. This is an officially licensed Ford product. If you are looking for a general model to use in a truck yard or model railroad setting, this tractor is for you!

N COALVEYOR BATHTUB GONDOLA



(Item #43807 - HO scale model shown)

From the Collection of
"HOseeker"


N
S
C
A
L
E

ITEM # DESCRIPTION/ROAD NUMBER N COALVEYOR BATHTUB GONDOLA - NEW ROAD NUMBERS!

- 43800 Undecorated
- 43801 NPPX-Nebraska Public Power (Black w/ Yellow End)
- 43802 OGSX-Iowa Southern Utilities (Black w/ White End)
- 43804 UFIX-Utility Fuels (Black w/Orange end)
- 43805 DAPX-Dairyland Power Cooperative (Black w/ Blue End)
- 43807 WEPX-Wisconsin Electric Power Co. (Black w/ Yellow End)
- 43808 WPSX-Wisconsin Public Service Corp. (Black w/Blue End)

MSRP: \$14.95 MSRP Undecorated: \$10.95

(Twelve road numbers are available per road name.)



(Item #43801)




(Item #43808)

ESTIMATED DELIVERY: FEBRUARY 2004!




(Item #43805)



(Item #43804)

**NEW
ROAD NUMBERS!**



(Item #43802)

www.atlasrr.com/highlights/ncoalveyor2.asp

42

PHONE: 908-687-0880 FAX: 908-851-2550

NEW ROAD NUMBERS! Built in the 1980s by ACF®, the Coalveyor Bathtub Gondola operated in unit train service to deliver coal to power plants. These cars were most often lettered for the utility companies that leased and purchased them. Many are still in service today. With twelve road numbers per road name, you can run these like they did in real life!

FEATURES:

With smooth painting and crisp detailing, the ready-to-run N scale Coalveyor also features a die-cast chassis, interior bracing, a removable coal load, AccuMate® couplers, brake detail, 100 ton roller-bearing trucks and fine scale wheels.

N ARTICULATED AUTO CARRIER



From the Collection of
"HOseeker"

(Item #40902)

N
S
C
A
L
E

ITEM # DESCRIPTION/ROAD NUMBER
N ARTICULATED AUTO CARRIER - NEW!

40900	Undecorated
40901	Norfolk Southern (Yellow/Black) 110110
40902	Norfolk Southern (Yellow/Black) 110156
40903	Norfolk Southern (Yellow/Black) 110164
40904	Norfolk Southern (Yellow/Black) 110206
40911	TTX (Yellow/Black/White) 880115
40912	TTX (Yellow/Black/White) 880183
40913	TTX (Yellow/Black/White) 880230
40914	TTX (Yellow/Black/White) 880255
40921	Union Pacific (Yellow/Black/White w/UP logo) 880001
40922	Union Pacific (Yellow/Black/White w/UP logo) 880017
40923	Union Pacific (Yellow/Black/White w/UP logo) 880055
40924	Union Pacific (Yellow/Black/White w/UP logo) 880079

MSRP: \$39.95 MSRP Undecorated: \$29.95

ESTIMATED DELIVERY: OCTOBER 2003!

(Minimum radius curve: 9 -3/4" - Overall length: approx. 10.5")

**NEW
MODEL!**



(Item #40921)



(Item #40912)

www.atlasrr.com/highlights/nautocarrier.asp

43

PHONE: 908-687-0880 FAX: 908-851-2550

NEW!

Built by Thrall for TTX starting in 1997, the Articulated Auto Carriers are designed to haul new trucks, vans, or sport utility vehicles from assembly plants to automobile distribution facilities.

FEATURES: Fully assembled and ready-to-run, Atlas' N scale models have great details and true dimensions. Features include prototypical painting and lettering, a die-cast chassis, end door detail, articulated diaphragm, 70-ton roller-bearing trucks, brake line details as per the prototype and AccuMate® operating knuckle couplers.


CHOOSE ATLAS FOR ALL OF YOUR MODEL RAILROADING NEEDS!

From the Collection of
"HOseeker"

Atlas isn't just a model train company. Our products complete your model train experience. In addition to all of the fine locomotives and freight cars you've seen in this catalog, Atlas has an extensive assortment of products to help enhance your layout and make your model railroading experience **FUN!**

What good are trains without the track on which to run them? Atlas is one of the largest manufacturers of high quality track in the world, with several full lines available:

- HO CODE 100 (Black Ties/Nickel Silver Rail)
- HO CODE 83 (Brown Ties/Nickel Silver Rail)
- HO TRUE-TRACK® (Brown Ties/Nickel Silver Rail/Gray Roadbed)
- N CODE 80 (Black Ties/Nickel Silver Rail)
- N CODE 55 (Brown Ties/Nickel Silver Rail)



(Item #310- Atlas Custom Power Pack for all scales)

Are you a beginner wondering how to design your first layout or a seasoned modeler looking for something different? Atlas' layout books teach you everything you need to know from wiring to construction and offer tried-and-true plans that are easy to build and fun to run.

Practical for all scales, Atlas' popular electrical components are some of the easiest and most reliable in model railroading today. With an assortment of switch types, controls and other items, your layout will be up and running quickly and smoothly with Atlas' time-tested electrical components. They will provide the necessary power behind-the-scenes to keep your layout running smoothly.

Once you have the track down and the trains running, you'll want something that gives your layout that authentic quality, and makes it feel like the slice of the world you've chosen to model. Atlas' structures are highly detailed and realistic, and include items such as houses, restaurants, towers, bridges and more! Whether your layout is modeled after your own hometown or a distant point on the globe, we've got you covered.


For a complete look at all of the wonderful products Atlas has to offer, please visit your local hobby store or www.atlasrr.com

You're On The Right Track® ...With Atlas!

For your copy of the HO, N & O Scale Track & Accessories Catalog, please send \$5 to the address shown below.



(Item #489- World's Greatest Hobby Track Pack - includes Atlas HO True-Track®)



(Item #9- Beginner's Guide to HO Model Railroading)



(Item #2844- N Kate's Colonial Home Kit - **NEW!**)



Atlas Model Railroad Co. - 378 Florence Avenue - Hillside, NJ - 07205 - www.atlasrr.com