



378 Florence Avenue
Hillside, NJ 07205 • USA
(908) 687-0880

The 1998 Atlas Catalog



Introducing **ATLAS** pages 51-54

© 1998 Atlas Model Railroad Co., Inc.

\$1.00

I N T R O D U C T I O N

Atlas Model Railroad Company has been making quality track and related model railroad products for 49 years. We're proud to be a leader in the industry and purveyors of the standard for HO and N scale track around the globe. Dedicated to increasing the number of track products available for modelers, we continue to supply the world with HO code 100 snap-track while releasing new pieces of our popular HO code 83 track line. This fine-scale track system can now be used to create a wide variety of layouts, and has become the track of choice for discriminating modelers everywhere. And for those who want to get started easily, we've combined our code 83 track with a plastic roadbed base to create True-Track®. With True-Track® you can snap a railroad together in no time, on any flat surface.

Although track is what we are most famous for, all Atlas Model Railroad products possess prototypical accuracy

and are equally held to the same high standards of quality. We have a full-line of HO and N scale freight cars, locomotives, electrical components, layout instruction books, buildings and much more! Take a look inside this catalog for the best of Atlas products for 1998.

Atlas O, LLC, was formed in May of 1997 to offer the world of O model railroading an all new line of prototypical O products. Included in the exciting line is the 21st Century Track® System, the Hillside

Structure Series, and Big O Motive Power and Rolling Stock. All Atlas O products will be produced according to the same high standards as the HO and N scale products of Atlas Model Railroad Company. Upcoming product releases from Atlas O can be seen on the last few pages of this catalog. For detailed, up-to-the-minute information on the company and its products, please see our web site listed below.



Atlas Model Railroad Company

378 Florence Avenue
Hillside, NJ 07205 USA
Phone: 908-687-0880
Fax: 908-851-2550

E-mail: help@atlasrr.com
Web Site: www.atlasrr.com



Atlas O, LLC

603 Sweetland Avenue
Hillside, NJ 07205 USA
Phone: 908-687-9590
Fax: 908-687-6282

E-mail: help@atlasO.com
Web Site: www.atlasO.com

From the Collection of
"HOseker"

TABLE OF CONTENTS

Introduction to Atlas Model Railroad Co.	1
The difference between scales	2
Software	3
HO SCALE	
Layout Planning Tools	4
Instruction/Reference Books, Track	
Templates	
Layout Packages	5-7
Train Sets & Track Starter Sets	8
Super-Flex® Track	9
Code 100 Track	10-14
Starter Set	8
Snap-Track®	10-11
Snap-Switches®	12
Custom-Line® Track	13
True-Track® (roadbed track)	14-16
Starter Set	15
90° Crossing	14-15
Sectional Pieces	14-15
Snap-Switches®	14-15
True-Track & Code 83	16
Code 83 Track	17-19
Starter Set	17
Super-Track 83	18
Snap-Track® & Snap-Switches®	19
Turntable/Motor Drive Unit	21
Trackside Structures	22
Bridges, Piers & Accessories	23

Ready-to-Run Freight Cars	24-27
HO Locomotives	28-29

ALL SCALES

Right Track Software	3
Electrical Controls	20
Atlas Parts & Service	30
HO & N scale freight car trucks, Track &	
Locomotive Lubricants	

N SCALE

Getting Started in N Scale	31
Instruction/Reference Books,	
Track Templates	
Layout Packages	32-34
Turntable & Motor Drive Unit	35
Signal Tower	35
Bridges & Piers	35
N Track	36-39
Super-Flex® Track	36
Snap-Track®	36-37
Snap-Switches®	38-39
Locomotives	40-41
Freight Cars	42-49

ATLAS O, LLC - O PRODUCTS

50-53

Cover and HO layout photos taken on the HO layout of the Model R.R. Club Inc., Union, NJ. All N-Scale layout shots taken on the layout of Rich Hedstrom, owner of Kenvil Hobbies. Cover shot and layout photos taken by Don Spiro. HO Atlas Classic Engine picture taken on the layout of Phil Chiavetta, by Frank De Bonis.

YOU'RE ON THE RIGHT TRACK...WITH ATLAS!®



Vs.



Vs.




From the Collection of
"HOseeker"

The most popular question asked by new model railroaders is "What's the difference between the scales available?" Here's some information to help you learn more about model railroad "scales."


PROPORTION AND SIZE

It's easy to define the various scales in terms of a ratio. N is 1:160 the size of real trains, HO is 1:87, and O scale is 1:48. This means, for example, that HO is 1/87th as long as its prototype, 1/87th as tall, and in every dimension its proportions are 1:87. In terms of actual size, HO scale locomotives and freight cars, depending on the type (whether it's a switcher engine or a more modern GE locomotive, for example) could range anywhere from 5" to 9" long and about 2" high. The track is 1 1/8" wide. N scale is just about half the size of HO, with locomotives and cars measuring about 3" to 4" long and 1" high, and the track 5/8" wide. O scale is the biggest of the three, with locomotives being anywhere from one to two feet long, and about 5"-6" high; the track is about 2-1/4" wide. If you are familiar with classic Lionel trains, then you know what size O is.

PRODUCT AVAILABILITY

Since HO is the most popular scale (by definition of the most modelers engaging in it), it's the scale that enjoys the greatest variety of available products. N scale is second to HO, and has picked up speed in the race for popularity over the past ten years.

The variety of products available in N scale therefore follows close behind HO. O gauge, on the other hand, services a more limited market and is offered by a select few companies, limiting the variety of products avail-



able. However, Atlas O, LLC, introduced in 1997, promises to add significantly to the amount and type of products available for O modelers everywhere. For your convenience, the Atlas O product line has been included in the back of this catalog.

PRICING

Contrary to what might seem logical, there is no ratio between price and size when it comes to scale models.

HO and N scale tend to be in the same price range when it comes to locomotives; however HO freight cars are about twice as expensive as N scale. In contrast, O products are significantly more expensive than both HO and N due not only because of its size, but because of the smaller market, type of detail and auxiliary features (like sound) that are the cornerstone of O railroading.


OPERATING ABILITY

Because of its minute size, N scale tends to be considered the "operating scale," enabling you to fit a complex layout with lots of operating capability into a small space. HO takes up a lot more space, but some consider it to be a more reasonable size to handle. HO tends to offer just as much operation ability as N, it just requires a larger area to do it in. O scale layouts tend to be less complex, but no less fun, since they generally incorporate sound, operating accessories and other such functions which make operation exciting and very life-like.

So, if you're looking for HO, N scale, or even O scale, please see the following pages for a variety of fine-quality, prototypical products designed, developed and manufactured by Atlas Model Railroad Company, Inc., and Atlas O, LLC.

For the latest, up-to-the-minute
new product information:
www.atlasrr.com
www.atlasO.com

LAYOUT PLANNING SOFTWARE FOR MODELERS



#370 ATLAS RIGHT TRACK® SOFTWARE

\$32.95

This easy-to-use program will help you design the layout you've been dreaming about, on your PC. Using electronic templates of Atlas' sectional and Super-Flex® track, switches and bridges that you simply drag, drop and connect on benchwork you created, you can design your layout with ease. The program handles roadbed, elevations and gradients, helix track, shaping of Super-Flex® Track, multiple layers, parallel tracks, rotating objects and more. Drag, drop and rotate some buildings from the Atlas database or the structure databases of Walthers, Life-Like, Design Preservation Models or Railway Design Associates, then add Atlas electrical components, draw a wiring schematic with the wiring tool, and your design is done. Print out your layout (in any size, including full-size) and the list of materials you used, so you have a shopping list for your next trip to the local hobby shop.

Includes a written manual, step-by-step tutorial, and free technical assistance by phone, fax or e-mail.

System Requirements: PC with 386SX or better, Windows 3.1 or '95, 3.5" floppy drive, 5MB hard drive disk space, 4MB RAM, mouse and VGA monitor.



#371 THE ENTIRE ATLAS LIBRARY NOW ON ONE CD-ROM!

\$19.95

Now, all on one interactive CD, you can view every Atlas HO and N scale layout instruction book, The Complete Wiring Book, Parts Catalog, and the track and electrical component sections of the Atlas Catalog. That's over 8 books in all! If you purchased all the books separately they would cost \$39.65, making this product a great value.

The CD-ROM version of each book includes all the text, blueprints, figures, diagrams and materials lists. "Jump hooks" allow you to quickly look up additional information about a topic you come across in the text (provided it is available within one of the other books). So when you're reading about reverse-loop wiring in the text of one of the actual layout plans you will be able to click and be transported to the Wiring Book for additional detailed information on that topic. Understanding and planning your layout will be easier than ever before with this new CD-ROM product. Based on Logos Library Software, a popular concept in CD-ROM books.

ABRACADATA'S 3D RAILROAD CONCEPT & DESIGN

#372 CD-ROM FOR WINDOWS

#373 CD-ROM FOR MACINTOSH

\$99.95

This program, available for Macintosh or PC's, takes layout design to the 3rd dimension.

- Contains all Atlas Model Railroad Company track, structure and freight car databases
- Choose from hundreds of 3D symbols including actual manufacturer's landscaping buildings, vehicles and people
- View and walk through your fully rendered 3D layouts as you design them in 2D
- Customize your layout with textures such as wood, metal, stone, grass, soil and many more
- Print reports that include trackage, cost & materials
- Test your design by running the train on your layout

PC Minimum Requirements: Pentium based PC or 100% compatible, Windows '95, 256-color VGA monitor, mouse, 15MB available hard disk space, CD Rom Drive, 16MB RAM.



MAC Minimum Requirements: Power Mac or 100% compatible, System 7.3 or later, 256-color capable monitor, mouse, 15 MB available hard disk space, CD-ROM drive, 24 MB RAM.

*PLEASE NOTE: All technical support for 3D Concept & Design provided by Abracadata, Eugene, OR, www.abracadata.com



HO LAYOUT INSTRUCTION BOOKS

To help you get started building a layout that suits you, Atlas offers layout instruction books for beginner, intermediate & advanced model railroaders. Each layout book is aimed at a specific skill level and contains a variety of interesting railroad plans along with step-by-step instructions on building a layout table, laying down roadbed and track, wiring and scenery techniques for each layout.



#9 ATLAS' BEGINNER'S GUIDE TO HO MODEL RAILROADING

\$3.95
Beginner (Level 1)
44 pages
Layouts HO-1 – HO-12

#11 HO LAYOUTS FOR EVERY SPACE

\$4.95
Intermediate (Level 2)
52 pages
Layouts HO-13 – HO-23

#13 SEVEN STEP-BY-STEP HO RAILROADS

\$4.95
All Skill Levels (Levels 1-3)
52 pages
Layouts HO-24 – HO-30

#14 HO KING-SIZE PLAN BOOK

\$6.95
Advanced (Level 3) 68 pages
Layouts HO-24 – HO-30
Four track plans in the #14 book fold out to become 11" x 17". This format makes them easy to see and follow.


From the Collection of "HOseeker"

REFERENCE BOOKS FOR ALL SCALES



#3 PARTS CATALOG

\$5.00
Contains exploded diagrams of Atlas locomotives with part numbers labeled for easy identification. Complete list of available parts and prices for all locomotives, freight cars, and miscellaneous products. Some assembly, repair and maintenance information included. Easy parts order form and ordering instructions provided. If you own or plan to buy an Atlas locomotive, this manual is a MUST.



#12 THE COMPLETE ATLAS WIRING BOOK

\$4.95
All Skill Levels 56 pages
Atlas' Electrical Wiring System is made easy through step-by-step instructions on how to install and use our quality components on any layout. Starts beginners with the basics of wiring, and takes advanced modelers through complex wiring operations. Over 100 diagrams complimented by a complete glossary.

#361 HO TRACK PLANNING TEMPLATES



\$3.95
(Contains the entire Atlas HO scale track line)
With Atlas Track Planning Templates, beginners can visualize the size and shape of their layout before they begin building;

advanced modelers can determine whether or not a complex layout design will fit together the way they planned. The templates are exact paper replicas of all of the currently available Atlas track, switches, bridges, piers and viaduct. Each template can be copied on a copy machine to produce the amount of track pieces needed for a given layout. The templates can then be cut out and positioned, like pieces of track, into the desired layout shape.

Learn How To Build A Model Railroad By Video!


The Apple Valley Branch HO layout designed by Model Railroader Magazine was built by internationally respected modelers, for this 10-tape series. Included are instructions on how to lay Atlas track, wire your layout for Digital Command Control, and much more! Use the information on the tape to build a complete model railroad in any scale. Videos produced by Green Frog Productions, Marietta, GA.

Buy the Building A Model Railroad video series at a great price, or each video separately (listed below).



BUILDING A MODEL RAILROAD VIDEOS

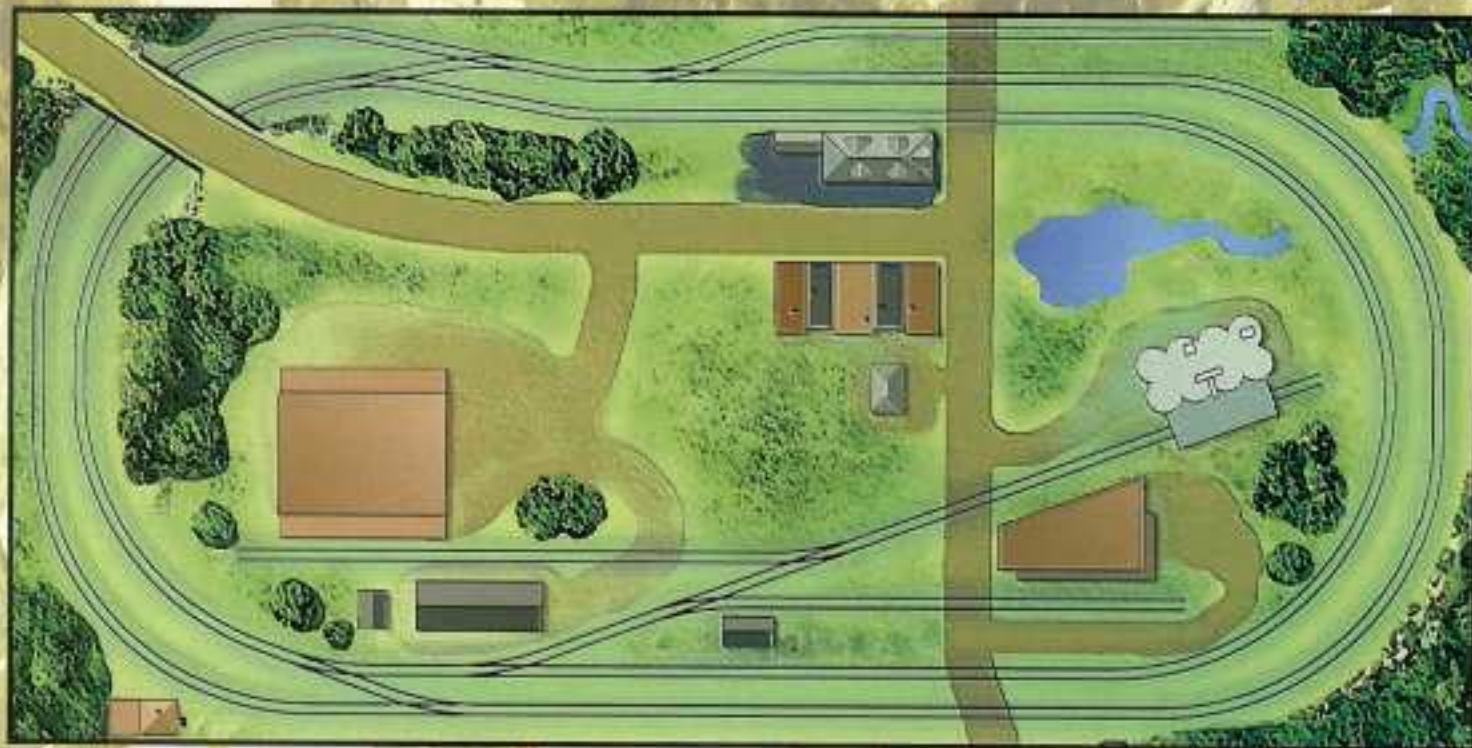
Item#	Tape Name	Price
379	Ten-Tape Series (a \$129 value)	\$109.95
380	Designing the Apple Valley Branch	\$12.95
381	Benchwork Construction (Part I)	\$12.95
382	Benchwork Construction (Part II)	\$12.95
383	Laying Track (& Switches)	\$12.95
384	Wiring For Command Control	\$12.95
385	Building Structures	\$12.95
386	Rolling Stock	\$12.95
387	Scenery for the Apple Valley Branch	\$12.95
388	Adding Realism With Finishing Touches	\$12.95
389	Operating the Apple Valley Branch	\$12.95



EXCITING LAYOUT PACKAGES TO HELP YOU GET STARTED QUICKLY

Atlas has designed and tested 36 different, exciting HO layout configurations using Atlas Snap-Track[®], Custom-Line[®] Track, Super-Flex[®] Track, bridges and piers. On the next few pages is a sample of the plans that have become the most popular over the years. You may ask your local Atlas retailer to put the necessary materials together for you. Materials list, detailed plan and building instructions can be found in one of our four HO layout instruction books (pg. 4).

If you wish to see all 36 Atlas HO layout plans, please ask your local retailer for a free Fantastic Layout Booklet which contains highlights of each layout. If your retailer does not have one available, please call Atlas directly to request one.



Trees, scenery & buildings shown are not included in package

Table Size - 4' x 8'

LAYOUT HO-6

The Trunk Line \$185.75
with Power Pack \$220.70

Skill level: Beginner

This plan, instructions & a detailed list of "Atlas Products Required," can be found in Book #9: Atlas' Beginner's Guide to HO Model Railroading (See pg. 4)

Summary of Atlas products included in package:

- Over 72 pieces of track (including bumpers & rerailers)
- 8 Remote Snap-Switches[®]
- 2 Selectors
- Necessary amount of rail joiners & track nails

LAYOUT HO-10

The Yardmaster \$164.95
with Power Pack \$199.95

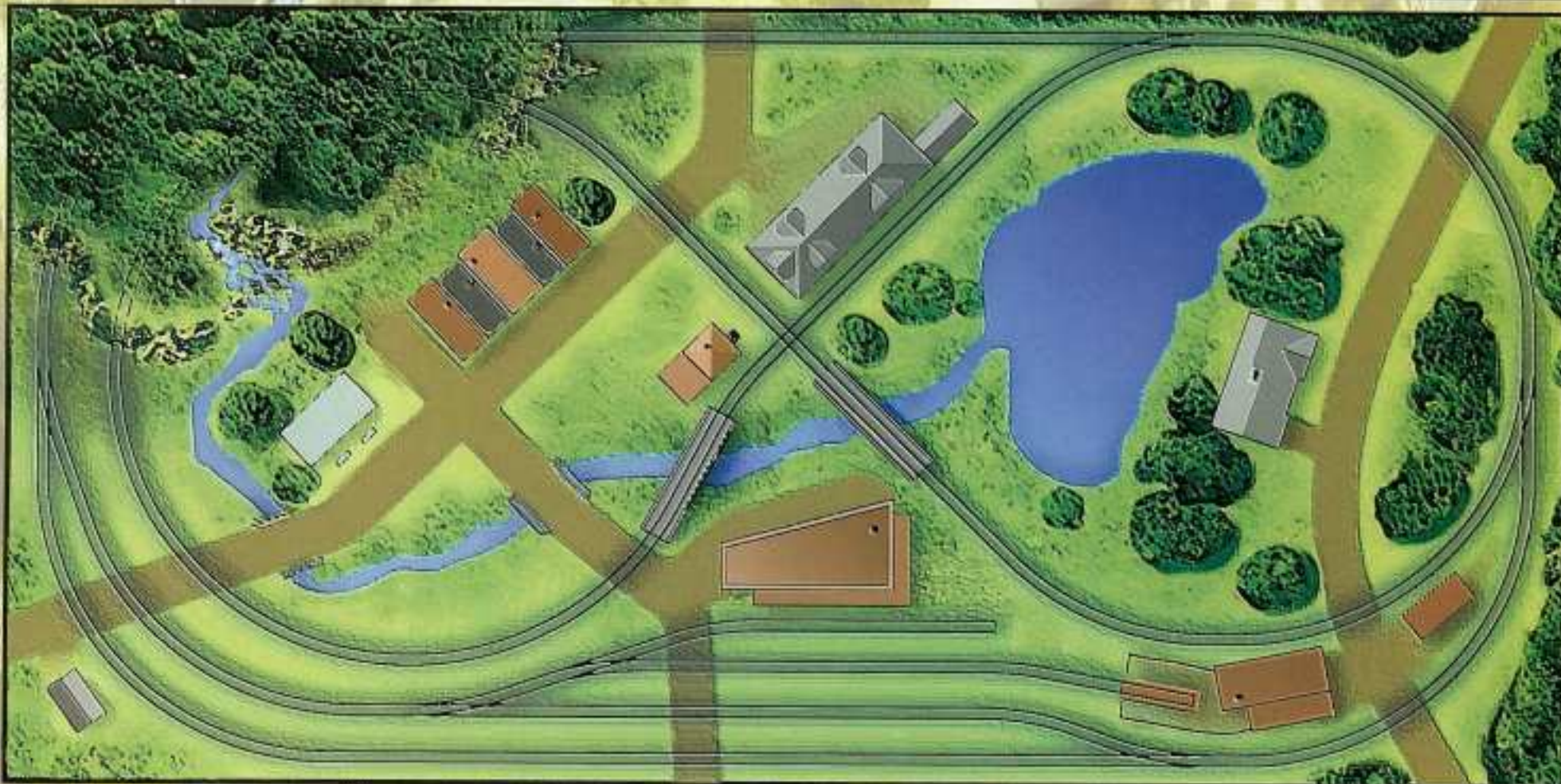
Skill level: Beginner

This plan, instructions & a detailed list of "Atlas Products Required," can be found in Book #9: Atlas' Beginner's Guide to HO Model Railroading (See pg. 4)

Summary of Atlas products included in package:

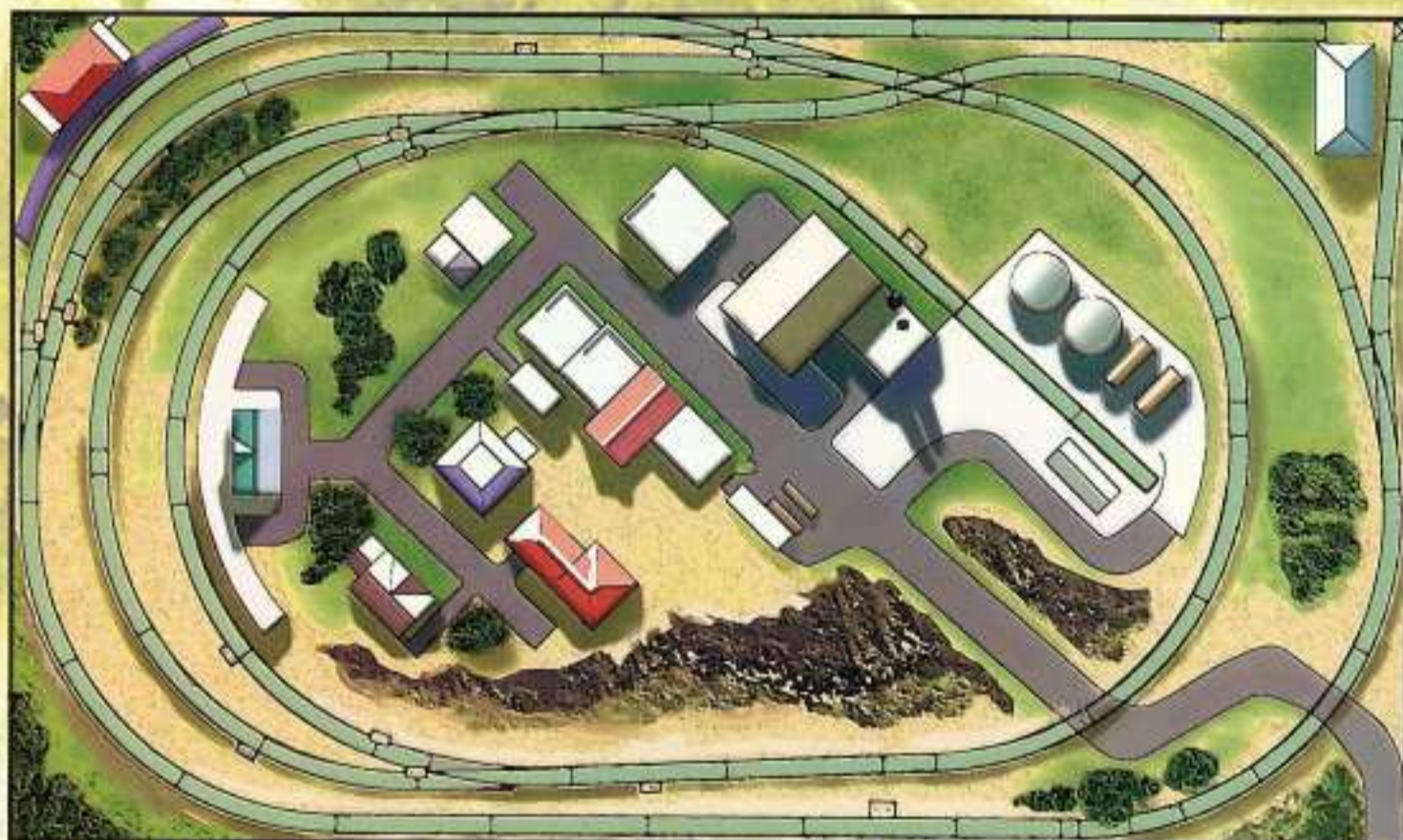
- Over 64 pieces of track (including bumpers & rerailers)
- 6 Remote Snap-Switches[®]
- 2 Selectors
- Necessary amount of rail joiners & track nails

From the Collection of
"HOseeker"



Trees, scenery & buildings shown are not included in package

Table Size - 4' x 8'



Trees, scenery & buildings shown are not included in package

Table Size - 4' x 8'

LAYOUT HO-15

Minimum Size \$216.95
Twice Around

with Power Pack \$251.90

Skill level: Intermediate

This plan, instructions & a detailed list of "Atlas Products Required," can be found in Book #11: HO Layouts for Every Space (See pg. 4)

Summary of Atlas products included in package:

- Over 67 pieces of track (including bumpers, re-railer & crossing)
- 7 Custom-Line® Turnouts
- 7 Remote switch machines
- 8 Electrical components (incl. selectors & switch control boxes)
- Necessary amount of rail joiners & track nails

From the Collection of "HOseeker"

LAYOUT HO-25

Great Eastern Trunk \$375.50

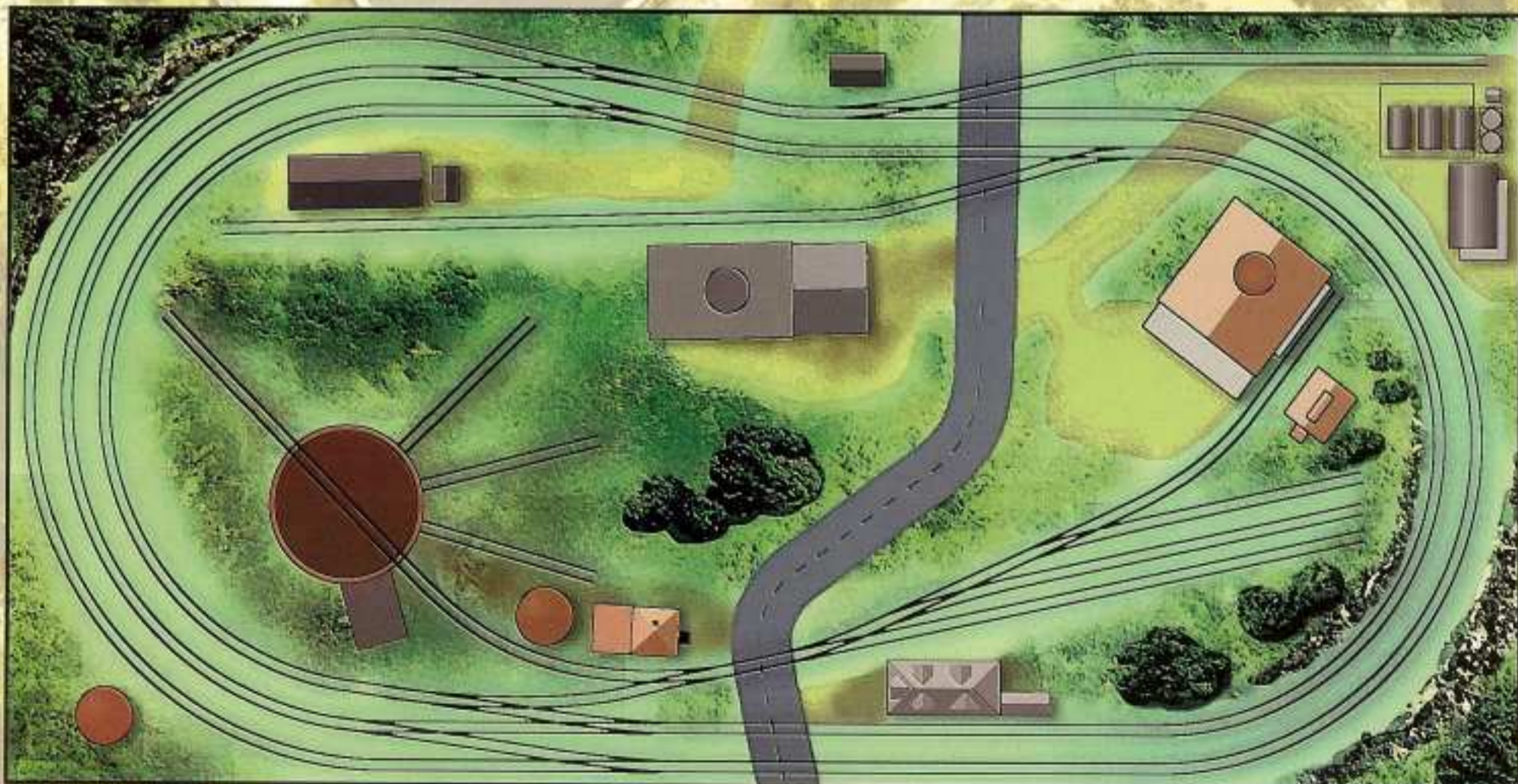
with Power Pack \$410.50

Skill level: Intermediate

This plan, instructions & a detailed list of "Atlas Products Required," can be found in Book #13: Seven Step-by-Step HO Railroads (See pg. 4)

Summary of Atlas products included in package:

- Over 92 pieces of track (including bumpers & re-railers)
- 13 Custom-Line® Turnouts
- 13 Remote switch machines
- Turntable & motor drive unit
- 14 Electrical controls (incl. selectors, controllers & switch control boxes)
- Necessary amount of rail joiners & track nails



Trees, scenery & buildings shown are not included in package

Table Size - 4' x 7'



A Layout Package Makes A Great Gift!

LAYOUT HO-28

Granite Gorge & Northern \$446.95


with Power Pack \$481.90

Skill level: Advanced

This plan, instructions & a detailed list of "Atlas Products Required," can be found in Book #13: Seven Step-by-Step HO Railroads (See pg. 4)

Summary of Atlas products included in package:

- Over 110 pieces of track (including bumpers, rerailer & crossing)
- 2 Custom-Line® Crossings
- 12 Custom-Line® Turnouts
- 12 Remote switch machines
- 15 Bridges, 14 Bridge Piers
- 15 Electrical controls (inc. Controllers & Selectors)
- Necessary amount of rail joiners & track nails



Trees, scenery & buildings shown are not included in package

From the Collection of "HOseeker"

Table Size - 5' x 9'

LAYOUT HO-31

WaterLevel Western \$268.95

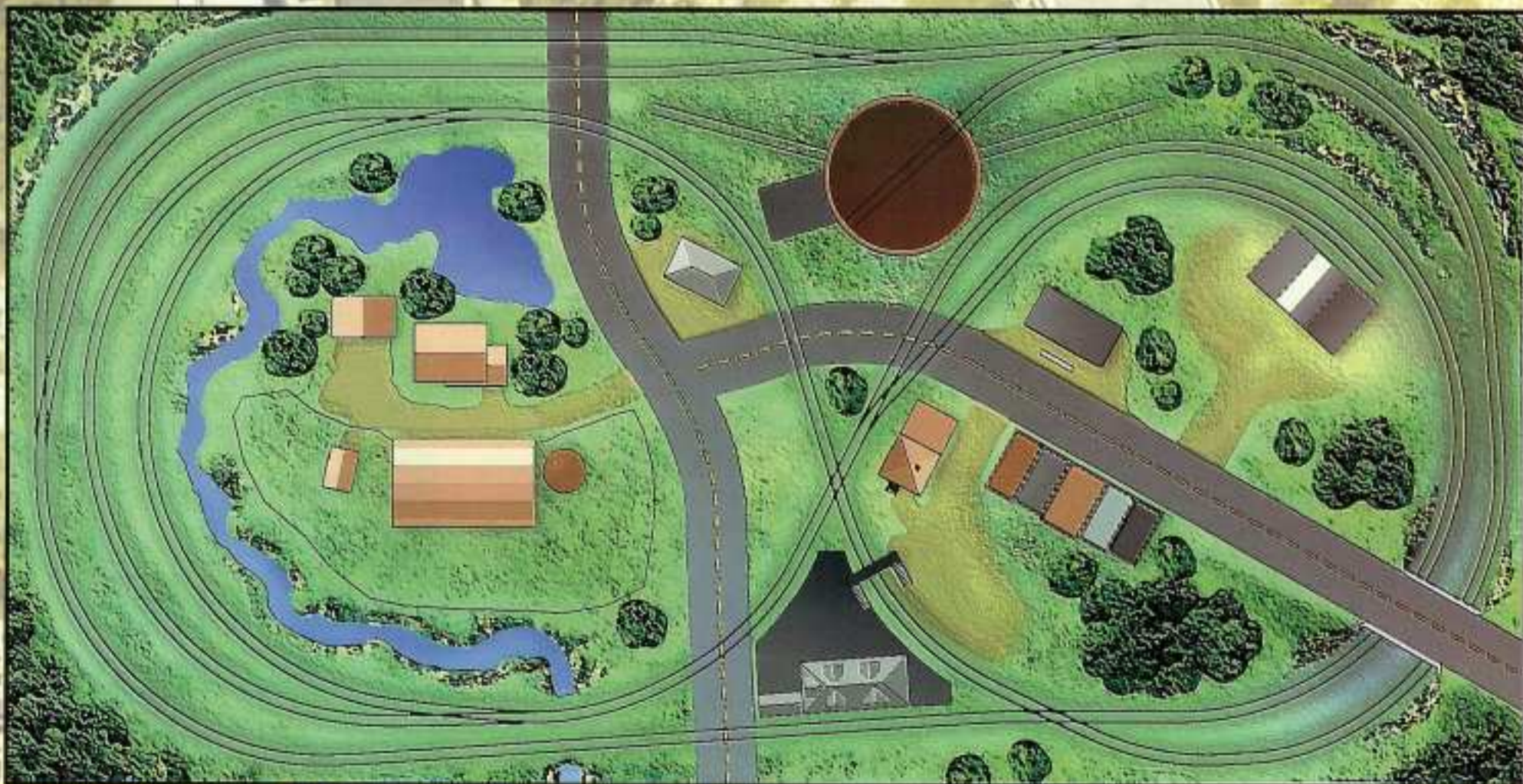
with Power Pack \$303.90

Skill level: Intermediate

This plan, instructions & a detailed list of "Atlas Products Required," can be found in Book #14: HO King-Size Plan Book (See pg. 4)

Summary of Atlas products included in package:

- Over 60 pieces of track (including bumpers & rerailers)
- 4, 36' Sections Super-Flex® Track
- 2 Custom-Line® Crossings
- 6 Custom-Line® Turnouts
- 6 Remote switch machines
- Turntable & motor drive unit
- 9 Electrical controls (incl. selectors, controllers & switch control boxes)
- Necessary amount of rail joiners & track nails



Trees, scenery & buildings shown are not included in package

Table Size - 4' x 8'

Fantastic Ho Layouts



READY, SET, GO!

Made To Last A Lifetime

From the Collection of "HO Scale"



This high-quality set has everything you need to get a railroad up and running (see contents listed at right). The True-Track® assembles easily on any flat surface (including a carpet) and the high performance locomotive and freight cars are ready-to-run so no assembly is required.

What makes this set special is the true-to-life appearance, as evident in the prototypical True-Track® and authentically painted and detailed trains. There is no other set that compares in realism and quality to the Atlas Pro-Line Train Set.

SPECIAL PRICE FOR 1998!

Was \$169.95 NOW A GREAT VALUE AT ONLY \$149.95 each

ATLAS PRO-LINE TRAIN SETS

Item#	Description	Price
1010	Santa Fe S-2, Milwaukee Road Open Hopper, Northern Pacific PS-2, Santa Fe Extended-Vision Caboose	149.95
1011	Burlington S-2, Milwaukee Road Open Hopper, Northern Pacific PS-2, CB&Q Extended-Vision Caboose	149.95
1012	Chessie System S-4, Pittsburgh & W. Virginia Open Hopper, Jersey Central PS-2, Chessie Extended-Vision Caboose	149.95
1013	Maine Central S-4, Pittsburgh & W. Virginia Open Hopper, Jersey Central PS-2, Maine Central Extended-Vision Caboose	149.95

Contents of Atlas' Pro-Line Train Sets:

TRACK

- True-Track®, Atlas' line of premium nickel silver roadbed-track
- 16 pieces to create a 56" x 38" expandable oval layout
- Assembles easily on any flat surface
- Terminal joiners for wiring included

LOCOMOTIVE

- 52 or 54 "Switcher" Engine features:
- 5-pole skewed armature motor for reliable operation
- Sturdy, die cast mainframe
- Blackened wheels
- Dual-flywheels for maximum performance at all speeds



ROLLING STOCK

- Ready-to-run offset-side open hopper, PS-2 covered hopper and extended-vision caboose
- The finest details, painting and printing
- Blackened metal wheels

THE "POWER"


UL Listed Custom-Power™ 1700 Power Pack includes separate power and reversing switches.

ACCESSORIES

- Trackside Shanty Kit (assembly with glue – not included – required)
- Railer (to help you get the trains securely on the track)

HO Track Starter Sets

These three sets are a snap for beginners to assemble. Each contains enough Snap-Track®, Snap-Switches® and components to assemble a 38" x 56" oval layout with passing siding. Easily expandable as your skill level advances, simply by adding more track (sold separately). Complete assembly instructions provided. Power pack sold separately (see page 20).



HO TRACK STARTER SETS

Item#	Description	Price
88	Code 100* Snap-Track®, - black ties with nickel silver rail	\$29.95
588	Code 83* Snap-Track®, - brown ties with nickel silver rail	\$29.95
488	True-Track® - code 83 Snap-Track®, (brown ties) with plastic gray roadbed base	\$42.95

*For a complete explanation of Code 100 vs. Code 83 track, please see page 9.

HO SUPER-FLEX® TRACK

The most popular Atlas track product EVER!

Talk to anyone with an HO layout and chances are, it includes some of Atlas' famous Super-Flex® Track. This fine track product is known worldwide for its versatility, and, of course, its flexibility. What makes the patented Atlas Super-Flex® Track so unique is that unlike many other curvable tracks which tend to "kink" when flexed, Atlas' can be shaped and re-shaped until you achieve the desired form. Like all Atlas track, Atlas' Super-Flex® is a high-quality track made with injection-molded plastic and premium nickel silver rail. Like thousands of others, we know you will enjoy using it. **AVAILABLE IN CODE 83 AND CODE 100!**

HO SUPER FLEX TRACK®

Item#	Description	Price
168	36" Code 100 Super-Flex Track with black ties, nickel silver rail	2.95
178	"5-Pack" - 5 pieces of 36" Code 100 Super-Flex Track with black ties, nickel silver rail	15.95
500	36" Code 83 Super-Flex Track with brown ties, nickel silver rail	3.50



From the Collection of
"HOsecker"

#400 MODELER'S SUPER SAW

\$2.50

Long-lasting, all-purpose saw is ideal for cutting Atlas Super-Flex Track®, and for making short track-filler sections. Extra-fine teeth make razor smooth cuts in wood, plastics, nickel silver, etc. (Color may vary).

SOME FACTS ABOUT ATLAS HO TRACK

What is the difference between Atlas Code 83 and Atlas Code 100 track?

The code of a piece of track is the height of the rail in thousandths of an inch. Code 83 rail is .083" high whereas Code 100 rail is .100" high. In addition to the height of the rail being smaller, our Code 83 has finer ties and rail, making it more exact to-scale and therefore more prototypical. Code 83 comes with brown ties and nickel silver rail. Our HO Code 100 track comes with black ties and nickel silver rail. Brown ties are more prototypical. Code 100 is on the previous pages; Code 83 can be seen on pages 18 & 19.

Our Code 83 line is rapidly expanding to include all of the pieces currently available in our full-line of Code 100 track.

In 1998 will be the release of new Code 83 items that, once available, will allow modelers to build the layouts in some of our layout instruction books using Code 83 track. Until then, only Code 100 can be used to construct the layouts contained in our books (as seen on page 4). Stay tuned to our web site for up-to-date information on Code 83 track releases, www.atlasrr.com

The piece of track snapped into the roadbed of our new True-Track line is Code 83 Snap-Track.

Black ties, nickel silver rail
Code 100



Brown ties, nickel silver rail
Code 83



Visit our web site: www.atlasrr.com

HO Code 100 Track

Atlas is the leading manufacturer of model railroad track, worldwide. You will find that our track is easy to use & will last on your layout for years.



#821

STRAIGHT SNAP-TRACK® SECTIONS

Description	Item #	Price
9" (6 pcs./pkg.)	821	\$4.30
6" (4 pcs./pkg.)	822	\$2.35
3" (4 pcs./pkg.)	823	\$2.35
1 1/2" (4 pcs./pkg.)	825	\$2.35

***All HO Code 100 track comes with black ties and nickel silver rail.**

From the Collection of "HOseeker"



#833

CURVED SNAP-TRACK® SECTIONS

Description	Item #	Price
15" radius (6 pcs./pkg.)	831	\$4.30
1/2-15" radius (4 pcs./pkg.)	832	\$2.35
18" radius (6 pcs./pkg.)	833	\$4.30
1/2-18" radius (4 pcs./pkg.)	834	\$2.35
1/3-18" radius (4 pcs./pkg.)	835	\$2.35
22" radius (6 pcs./pkg.)	836	\$4.30

15" and 18" radius circles require 12 full sections. 22" radius circle requires 16 full sections.

BULK TRACK

Description	Item #	Price
9" Straight	150	\$.68
15" Radius	151	\$.68
18" Radius	152	\$.68
22" Radius	153	\$.68
Rerailer	155	\$1.35

Atlas also offers the above HO Snap-Track® pieces in bulk (no packaging). Pricing is per single piece.

#843 BUMPER

\$2.35 (2 pieces per pack)

Realistic way to keep your equipment from rolling off the ends of sidings. Overall length 3 5/8"



#843



#839

#839 30° SNAP CROSSING

\$5.95

Each leg is 6" long. See page 13 for Custom-Line® Crossings available in many other angles of intersection.




#845

TERMINAL SECTIONS

Description	Item #	Price
9" straight	840	\$2.95 ea.
18" radius curved	845	\$2.95 ea.

For quick, solderless connections from the power pack to track. See also pre-wired #842 Terminal joiners on page 11.



#849

#849 DEAD-END UNCOUPLER


\$2.95

For use with horn-hook style couplers. One-way ramp uncouples cars entering siding. Equipment remains coupled when leaving siding. Not for use on "through" lines.

#844 RERAILER

\$4.75 (3 pieces per pack)

A sweep of the hand places rolling stock on rails. Automatically rerails derailed equipment in hard to reach hidden areas.



#844

RAIL JOINERS

Description

Item #


Price

Universal Rail Joiner <i>Fits all Atlas HO Track (48 per pkg., nickel silver)</i>	170	\$1.85
Plastic Insulating (24 per pkg.)	55	\$1.10
Terminal Joiners (1 pr., nickel silver) <i>(Terminal Joiners are rail joiners with wires attached to allow electricity to flow from the power pack to the rails.)</i>	842	\$1.95

Rail joiners are small clips used to join two sections of track mechanically. They come in metal (nickel silver) which also connects the rails electrically, and plastic which are insulated to isolate the two sections of track electrically.



#170



#55



#842



From the Collection of
"HOseeker"



#2540 TRACK NAILS


\$2.95 (approx. 400 per 2 oz. package)

Used to attach track or roadbed to layout table.

#847 SNAP-TRACK® ASSORTMENT


\$2.95

Includes two each of 6 short pieces; 3/4", 1", 1-1/4", 1-1/2", 2" and 2-1/2"



#847

***All HO Code 100 track comes with black ties and nickel silver rail.**



**SNAP-SWITCHES®-
REMOTE CONTROL**

Description	Item #	Price
Lefthand	850	\$12.95
Righthand	851	\$12.95


These switches have a remote control switch machine attached so you can wire the switch to be "thrown" (changing the direction of the rail), from your control panel, rather than from the switch itself. Comes with a 1/3 18" radius section, making the curved leg equal to a regular 18" radius section. To add a passing track and siding, simply replace a 9" straight section. When replacing an 18" radius curved section with an Atlas Snap-Switch®, add a 1-1/2" straight section to the opposite side.

**SNAP-SWITCHES®-
MANUAL**

Description	Item #	Price
Lefthand	860	\$8.35
Righthand	861	\$8.35

Manual switches can only be "thrown" (changing the direction of the rail) by flipping a lever on the switch by hand. Manual Snap-Switches® can be easily converted to remote control with #52 Lefthand and #53 Righthand switch machines. Manual Snap-Switches® come with a manual switch machine.

From the Collection of
"HOseker"



**SWITCH MACHINES-
REMOTE CONTROL**

Description	Item #	Price
Lefthand	52	\$6.50
Righthand	53	\$6.50

(Pictured above attached to switch #850)
Snap-on remote switch machines will quickly and easily convert any Atlas code 100 HO switch to remote control. With a remote control switch, you can wire the switch to be "thrown" (changing the direction of the rail) from your control panel, rather than from the switch itself.

**SWITCH MACHINES-
MANUAL**


Description	Item #	Price
Lefthand	62	\$1.95
Righthand	63	\$1.95

(Pictured above attached to switch #861)
With a manual switch machine attached to your switch, you can flip a lever by hand and change the direction of the rail.

**#65 UNDER-TABLE
SWITCH MACHINE**

\$6.50

Nicely hides beneath your layout so you can throw your switches without being seen. Can be used with all Atlas (and many other) HO and N scale switches. Please see page 20 for drawing and usage instructions.



#175

What is the difference between Custom-Line® Turnouts and Snap-Switches®?

1. Custom-Line® Turnouts are #4, #6 or Wye turnouts. The track section of the Atlas #4 turnout splits at an angle of 12 degrees and 50 minutes; for #6 switches that angle is 9 degrees, 30 minutes; and for Wye switches it is 19 degrees, 12 minutes. This angle determines how sharp of a turn the switch (and therefore your trains) will make. For Snap-Switches®, we talk about the 18" radius that the switch is designed to create. If a Snap-Switch® and included 1/3 18" radius is connected to eleven, 18" radius curved sections of track with a 1-1/2" piece opposite the switch, a complete oval will result.


2. Custom-line® Turnouts have metal frogs that can be powered if necessary. Snap-Switches® have plastic frogs which cannot be powered.

NOTE: A Snap-Switch® and a #4 Custom-line Turnout are not interchangeable in Atlas layout plans.

HO CUSTOM-LINE® CROSSINGS

Description	Item #	Price
19° - 6"	171	\$5.95
25° - 4 1/2"	172	\$5.95
30° - 4"	173	\$5.95
45° - 3"	174	\$5.95
60° - 3"	175	\$5.95
90° - 6"	176	\$5.95
12 1/2° - 9"	177	\$6.50

Precisely engineered angles of intersection solve most crossing requirements. For double crossovers use the 25° crossing with #4 Custom-Line Mark 3 Turnouts, or the 19° crossing with #6 turnouts. The 12 1/2° and 19° crossings are especially suited for junctions between double-track mainlines. A wide variety of single and double-track wyes and many other arrangements appear in Atlas layout instruction books on page 4.



From the Collection of "HOseeker"

Wye

(#4)

(#6)

What is the difference between a #4 and a #6 Custom-Line® Turnout?

The difference is the angle at which the two tracks diverge or split. With #4 turnouts, the tracks diverge at a sharper angle than the #6's. Therefore, the type of turnout you use may be determined by the space you have for your layout.

CUSTOM-LINE® MARK 3 TURNOUTS

Description	Item #	Price
Wye Turnout	280	\$9.75
#4 Turnout - Left	281	\$9.75
#4 Turnout - Right	282	\$9.75
#6 Turnout - Left	283	\$9.75
#6 Turnout - Right	284	\$9.75

#280

#281

#283



ATLAS HO TRUE-TRACK®

Premium Quality Roadbed Track Made With Fine-scale Code 83 Track


Like all Atlas model railroad products, True-Track® adheres to high quality, prototype standards that the hobby world demands. The result is a roadbed track with true-to-prototype gray, graveled roadbed; correctly angled roadbed shoulder and code 83 brown ties and nickel silver rail. It looks every bit like real track with roadbed and ballast.

There is no roadbed track that can match up to the scale-model quality and versatility of Atlas' True-Track®. It is easy to assemble and affordably priced, but do not mistake True-Track® for a toy. It is a true hobby track system, created for the novice modeler looking not only for realistic appearance but unparalleled performance in a ready-to-run roadbed track.

True-Track® features Atlas' world-renowned "Snap-Track®" that has been setting the standard for HO track for over 40 years. The piece of Snap-Track® can be removed and used separately if desired. For more information on True-Track®, please turn to page 16.



From the Collection of
"HOseeker"





From the Collection of
"HOseeker"

#488 TRUE-TRACK STARTER SET

\$42.95

In one box you'll find all the pieces of True-Track® you need to build a 38" x 56" oval layout with passing siding in less than 20 minutes! The set contains 18 pieces of sectional track, two fantastic-looking switches with manual switch machines and terminal joiners for easy track-to-power pack wiring. Easy-to-follow assembly instructions provided.



HO TRUE-TRACK®

Item#	Description	Price
410	9" Straight section (per piece)	1.10
411	18" Radius section (per piece)	1.10
412	22" Radius section (per piece)	1.10
450	9" Straight section (4 pcs./pkg.)	4.95
451	6" Straight section (4 pcs./pkg.)	4.95
452	3" Straight section (4 pcs./pkg.)	3.35
453	1 1/2" Straight section (4 pcs./pkg.)	3.35
454	2" Straight section (4 pcs./pkg.)	3.35
460	18" Radius section (4 pcs./pkg.)	4.95
463	22" Radius section (4 pcs./pkg.)	4.95
465	Terminal Joiners (one pr.)	1.75
470	Bumper (2 pcs./pkg.)	1.95
476	90 degree Crossing	8.35
478	Snap-Switch® - Manual, left	10.95
479	Snap-Switch® - Manual, right	10.95
480	Snap-Switch® - Remote, left	14.95
481	Snap-Switch® - Remote, right	14.95
584	Switch Machine - Remote, left	6.95
585	Switch Machine - Remote, right	6.95
586	Switch Machine - Manual, left	2.75
587	Switch Machine - Manual, right	2.75


For photo and description of switch machine see page 19.

Did You Know...

Atlas' HO True-Track®, shown on the previous two pages, is our standard code 83 Snap-Track® locked into a piece of gray, plastic roadbed. The roadbed serves as a base, allowing you to assemble True-Track® quickly, on any flat surface. It is perfect for beginners who want an easy way to get started running trains without having to build a permanent layout table. But True-Track® is much more than just a ready-to-run roadbed track.

True-Track® is two tracks in one. You can actually take the piece of code 83 track out of the True-Track® roadbed and use it as a typical piece of model railroad track. As you advance in the hobby you may decide to lay your own roadbed and ballast the track yourself. Atlas' Code 83 track shown on the next three pages is the perfect choice for any modeler ready to work with track without a roadbed base. It is prototypically accurate, has fine brown ties and nickel silver rail, and is the choice of discerning HO modelers everywhere. It is fast becoming our most popular track line.

So with True-Track® you're getting two tracks for the price of one - ready-to-run roadbed track for getting started, and Code 83 Snap-Track® for when you're ready to move on. It's a great investment for anyone ready to get started in an exciting hobby.



HO Code 83 Track


Atlas' Code 83 line is fine quality, prototypical track for the modeler who is looking for track that is more exact to-scale than Code 100. Atlas Code 83 track has fine brown ties and smaller nickel silver rail.

A big advantage of Atlas Code 83 track is its reasonable price. With Atlas you know you are getting the best looking, most affordable Code 83 on the market today!

We are working to expand our Code 83 track line. Very shortly, all of the pieces that are currently available in Code 100 will be available in Code 83 as well. In the listing of items we have included all those we plan to release through October of 1998.

Code 83 Super-Flex® Track can be found on page 9.

NEW & NOW AVAILABLE!



For more HO Code 83 track... see page 18



From the Collection of "HOseeker"

HO CODE 83 SNAP-TRACK NEW PIECES		
Item #	Description	Price
519*	Rerailer	TBA
521	6" Straight section (4 pcs./pkg.)	2.35
522	3" Straight section (4 pcs./pkg.)	2.35
523	1-1/2" Straight section (4 pcs./pkg.)	2.35
524	Straight Track Assortment - Includes 2 pieces each of the following sections: 3/4", 1-1/4", 1-1/2", 2", and 2-1/2"	4.30
525	2" Straight section (4 pcs./pkg.)	2.35
560*	Wye Custom-Line® Turnout	TBA
561	#4 Custom-Line® Turnout - Left hand	10.95
562	#4 Custom-Line® Turnout - Right hand	10.95
563*	#6 Custom-Line® Turnout - Left hand	TBA
564*	#6 Custom-Line® Turnout - Right hand	TBA
573*	25° Crossing	TBA
574*	30° Crossing	TBA
575*	45° Crossing	TBA
576*	60° Crossing	TBA
577	90° Crossing (ea.)	5.95

* Coming in 1998

ATLAS HO STARTER-SET #588
SNAP-TRACK CODE 83

ALL NEW TRACK

You're On the Right Track...With Atlas®

#588 CODE 83 SNAP-TRACK® STARTER SET

\$29.95

This set is a snap for beginners to assemble. Contains enough code 83 Snap-Track and components to assemble a 40" x 56" oval layout with passing siding, including two manual Snap-Switches®. Easily expandable as your skill level increases. Complete assembly instructions provided.

Power pack sold separately (pg. 20).

HO Code 83 Snap-Track®

You're On The Right Track... With Atlas Code 83®!

#506

#561 (see pg. 17)

From the Collection of
"HOseeker"

***All HO Code 83 track
comes with brown ties
and nickel silver rail.**

#6 SUPER-SWITCHES

Item #	Description	Price
505	Lefthand	11.50
506	Righthand	11.50

1. Accurately scaled and spaced ties.
2. Blackened metal frog allows powering by Atlas Snap-Relay.
3. Frog angle is true #6 - 9°30'.
4. Frog and guardrail flange-ways set to NMRA standards.
5. New points eliminate rivets, providing better electrical contact and improved appearance.
6. Four spikes per tie, staggered like U.S. prototype.
7. Designed for under-table switch machines or manual ground throws.
8. Concealed nail holes.
9. Designed for use with common rail system.

**Code 83 can be used
with Code 100, using
our transition joiners
(item #551 below)**

This prototypically accurate turnout features blackened metal frogs that split at 12 degrees and 50 minutes, and rivet-less switch points that provide superior electrical conductivity. It can be powered using an under-table switch machine (shown on page 20) or standard remote and manual Code 83 switch machines (shown on page 19). The Code 83 #4 Custom-Line® turnout is the same geometry as the current Atlas Code 100 version, for drop-in installation.

For item numbers and pricing, see page 17.



#4 Custom-Line® Turnout

For a complete description of the differences between Custom-Line® Turnouts (#4 & #6) and Snap-Switches®, see page 13.

RAIL JOINERS FOR CODE 83

Item #	Description	Price
170	Universal Rail Joiners - Fits all Atlas HO Track (48 per package, nickel silver)	1.85
551	Transition Joiners used to connect Code 83 and Code 100 track (12 per package, nickel silver)	1.95
552	Plastic (Insulated) Joiners (24 per package)	1.10
553	Terminal Joiners (1 pair)	2.15

Rail joiners are small clips used to join two sections of track mechanically. They come in metal (nickel silver) which also connects the rails electrically, and plastic which are insulated to isolate the two sections of track electrically.



#520



From the Collection of
"HOseeker"

#532



HO CODE 83 SNAP-TRACK®

Item #	Description	Price
520	9" Straight section (6 pcs./pkg.)	4.30
530	15" Radius section (6 pcs./pkg.)	4.30
531	1/2-15" Radius section (4 pcs./pkg.)	2.35
532	18" Radius section (6 pcs./pkg.)	4.30
533	1/2-18" Radius section (4 pcs./pkg.)	2.35
534	1/3-18" Radius section (4 pcs./pkg.)	2.35
535	22" Radius section (6 pcs./pkg.)	4.30

BULK TRACK

Item #	Description	Price
510	9" Radius	.68
512	18" Radius	.68
513	22" Radius	.68

Atlas also offers the above HO Snap-Track® pieces in bulk (no packaging). Pricing is per single piece.

CODE 83 SNAP-SWITCHES®

- Designed for above or under-table switch machine •
- Plastic frog (cannot be powered) •
- Cut-outs for rail joiners •

CODE 83 REMOTE SNAP-SWITCHES® - 18" RADIUS

(includes remote switch machine)

Item #	Description	Price
540	Lefthand	12.95
541	Righthand	12.95

These switches have a remote control switch machine attached so you can wire the switch to be "thrown" (changing the direction of the rail), from your control panel, rather than from the switch itself. Comes with a 1/3 18" radius section, making the curved leg equal to a regular 18" radius section. Adding passing tracks and sidings is simple since Atlas Code 83 Snap-Switches® will fit wherever you have 9" straight or 18" radius curved sections. When replacing a 18" radius section, you must add a 1 1/2 section directly across from the turnout.

CODE 83 MANUAL SNAP-SWITCHES® - 18" RADIUS

(includes manual switch machine)

Item #	Description	Price
542	Lefthand	8.35
543	Righthand	8.35

Manual switches can only be "thrown" (changing the direction of the rail) by flipping a lever on the switch by hand. Manual Code 83 Snap-Switches® can be easily converted to remote control with #584 Lefthand and #585 Righthand switch machines.

CODE 83 SWITCH MACHINES

Item #	Description	Price
584	Lefthand Remote	6.95
585	Righthand Remote	6.95
586	Lefthand Manual	2.75
587	Righthand Manual	2.75

At one-third the size of existing units, these are the smallest HO switch machines on the market! Also fits True-Track switches shown on page 14-15.



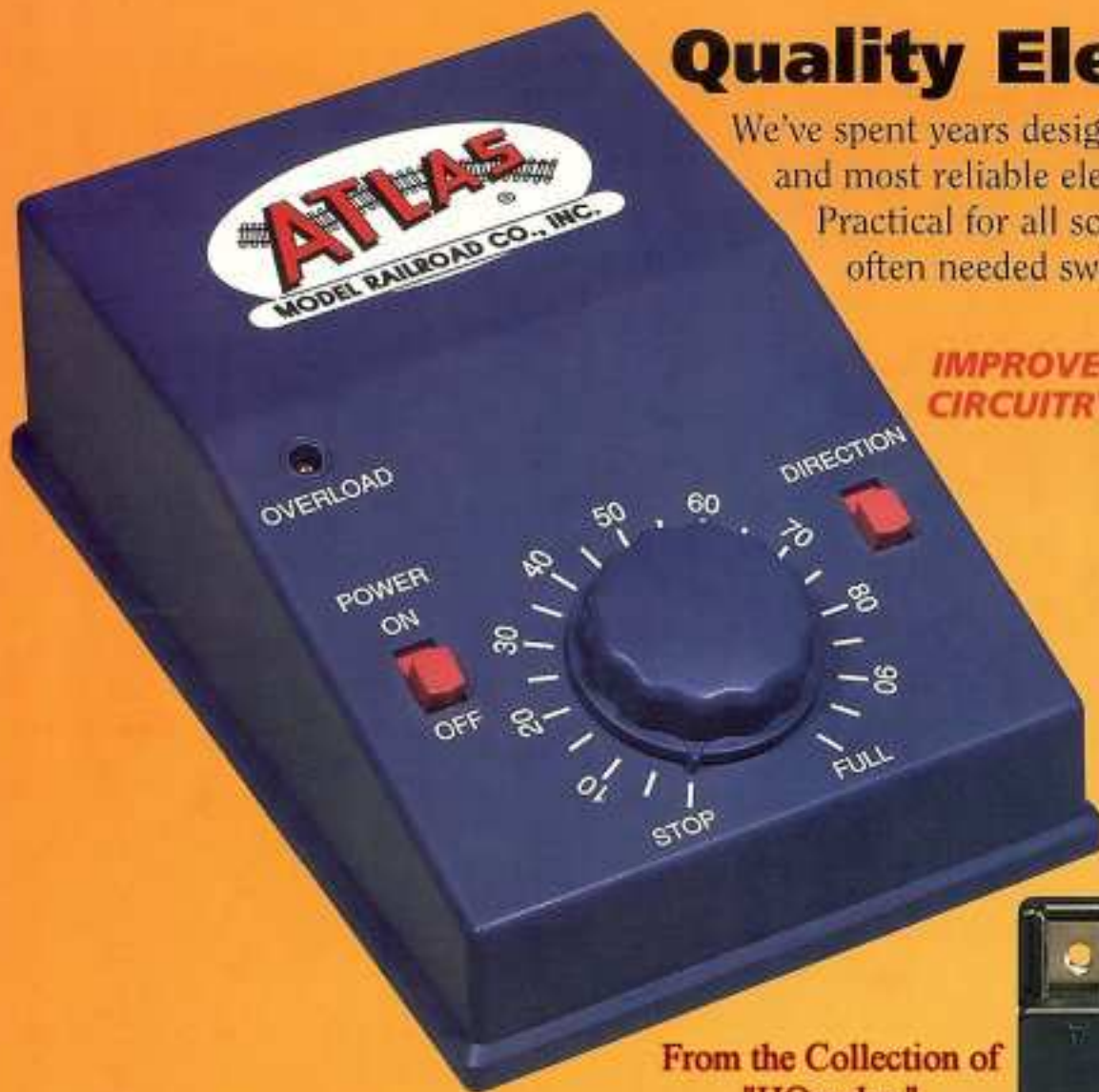
#541



#542

Quality Electrical Components

We've spent years designing and perfecting what we believe is the easiest and most reliable electrical wiring system in model railroading today. Practical for all scales, the system consists of multiple sets of the most often needed switch types, internally pre-wired by printed circuitry.



IMPROVED CIRCUITRY!

#310 ATLAS CUSTOM POWER® 1700 POWER PACK

\$34.95

Designed for reliable operation, the Custom Power® 1700 Power Pack has recently been enhanced by the addition of a transistor that protects circuitry and a thermal fuse for overload protection. Other features include:

- Separate power and reversing switches
- Circuit breaker protection
- Overload indicating lamp
- No pulse power to damage precision motors

Output: 14V DC, 17V AC, 1.2 Amps at no load. Total output 17V A.

From the Collection of "HOsecker"



#200 SNAP RELAY

\$7.95

A double-pole, double-throw relay with actuating mechanism driven by a momentary-power, twin coil solenoid. (A solenoid is a cylindrical coil of insulated wire in which an iron core is made to move back and forth by a flow of electric current.)

With just a few simple connections, this small device, which may be mounted anywhere, can:

- Power the frogs on Atlas' Code 83 #6 & Mark 3 turnouts.
- Control trackside signal lamps to show turnout point positions
- Operate control panel lamps to show settings of remotely located turnouts (switches)
- Provide selective track siding control. Sidings are powered only when points are aligned for siding. Siding remains "dead" when points are set for the mainline.
- Control X-sections automatically. This very useful track arrangement is thoroughly discussed in *The Complete Atlas Wiring Book*.



#56 SWITCH CONTROL BOX

\$2.95

Controls Atlas (or other twin coil) switch machines with SPDT momentary action. Button position indicates turnout setting. Can be coupled together in any number without wiring. Switch identification labels included.

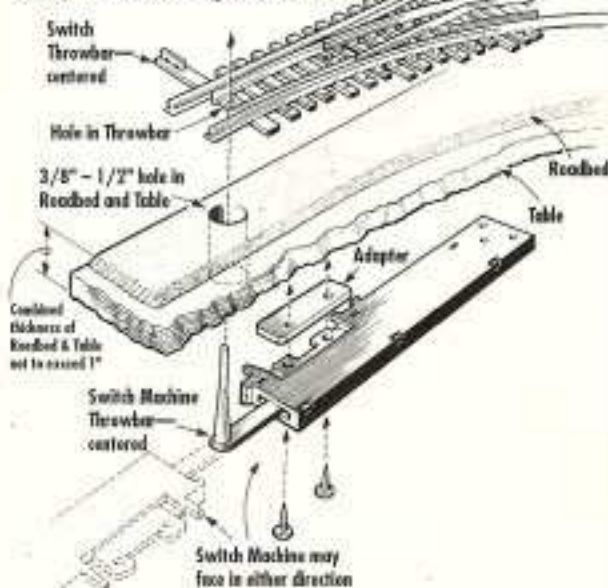
#65 UNDER-TABLE SWITCH MACHINE (FOR HO & N)

\$6.50

Nicely hides beneath your layout so you can throw your turnouts without seeing the machine. Can be used with all Atlas (and many other) HO and N scale turnouts.

Typical HO installation

For use with Left-hand or Right-hand Turnouts



#205 CONNECTOR

\$6.25

A device to turn electric power on or off to track section or accessories. Has three SPST on-off switches in parallel. Can be coupled together in any number.

#210 TWIN

\$6.25

A component consisting of two double-pole, double-throw reversing switches wired in parallel. Useful for reversing section and turntable control on single-cab layouts, plus many other applications.





#215 SELECTOR

\$6.25

This device enables the operation and control of two trains at the same time. Has four single-pole, double-throw switches to provide two-cab operation for four blocks. May be ganged together in any number to control additional blocks without inter-switch wiring. Can be used as area selectors for four-cab operation. Couples with #220 Controller.

#220 CONTROLLER

\$6.50

This control provides the simplest way to wire and control tricky reverse loops, wyes and turntables. Has reversing switches for two mainline cabs plus a switch, selectable by either cab, for directional control on reversing loops, etc. Couples with #215 Selectors.



#201 SPADE TONGUE SOLDERLESS CONNECTOR

\$3.25

A handy small electrical hook-up connector designed for tight spaces. For #18-22 wire and #3 screw post. Maximum width is .218", 24 pieces per package.

From the Collection of "HOsecker"



ATLAS LAYOUT WIRE

Item #	Description	Price
317	Green	5.45
315	Black	5.45
319	Blue	5.45
318	Yellow	5.45
316	Red	5.45

This colored wire will make wiring your layout easier than ever! Use different color wires for the different types of connections so you can keep track of what is what. Twenty gauge stranded copper; 50' reel.



REDESIGNED FOR IMPROVED STALL SPACING!

HO SCALE

Manually Operated

TURNTABLE

CAN BE MOTORIZED EASILY WITH ATLAS TURNTABLE MOTOR DRIVE UNIT, ITEM #304 (SEE PAGE 35)

NEW & IMPROVED DESIGN!

- 9" DIAMETER TURNTABLE
- SMOOTH OPERATION
- 21 TRACK POSITIONS
- INDEXED TO 15°
- GENEVA MOVEMENT LOCKS TABLE IN EXACT POSITION EVERY TIME
- LINES UP WITH TRACK USING 1/4" ROADBED
- SIMULATED WOOD BROWN TURNTABLE DICK & CONCRETE GRAY PIT RING

ASSEMBLED MODEL

ITEM #305

TURNTABLE & MOTOR DRIVE UNIT

Item #	Description	Price
305	HO Manual Turntable - With nickel silver track	\$19.95
304	HO Turntable Motor Drive Unit	\$19.95


Fully assembled 9" diameter turntable has the ability to stop at 21 positions, 15° apart. Surface mount; no cutting necessary. Manual crank operation; can be easily motorized for remote control operation with the #304 Turntable Drive Unit.

N Scale turntable can be seen on page 35.



HO Trackage Structures

Featured below is our premier line of trackage structure kits. All parts are precision molded in appropriate colors. All kits include easy-to-follow assembly instructions, rub-on transfers and printed window glazing where required. Fun and easy to assemble. *(Pictures depict painted models.)*



#750 LUMBER YARD & OFFICE KIT

\$8.95 Base - 8-1/2" x 3-3/4"
(Mill lumber #791 sold separately on page 23)



#707 STATION PLATFORM KIT

\$4.40
(2 platforms / kit)
Base - 6-1/2" x 2-1/8"



#715 REFRESHMENT STAND KIT

\$5.45
Base - 4-1/4" x 3-3/8"



#704 SIGNAL TOWER KIT

\$7.20 Base - 5-1/2" x 2-1/2"
New color coming in 1998! (See pg. 2)



#760 ROADSIDE RESTAURANT KIT

\$9.45 Base - 8-3/4" x 5-5/8"

#708 19TH CENTURY AMERICAN CHURCH
\$21.95



#706 PASSENGER STATION KIT

\$9.45 Base - 9" x 4-1/8"
(Comes with 1 platform)



#702 TRACK SIDE SHANTY KIT

\$5.60 Base - 3-1/8" x 2-1/4"
(Checker players included)



#703 WATER TOWER KIT

\$7.20 Base - 3-1/4" x 3-1/8"

From the Collection of "HOseeker"

#705 TELEPHONE SHANTY & POLE KIT

\$3.85
Base - 3" x 1-1/2"





#883 WARREN TRUSS KIT


\$4.75 9" x 2-1/2" x 2"

*All bridge kits come with nickel silver rail and black ties.



#885 PLATE GIRDER BRIDGE

\$4.75 9" x 2-1/2" x 1"



#886 PONY TRUSS KIT


\$11.95 9" x 3" x 2" (1 piece)

(Shown on either side of curved chord bridge. Bridge piers sold separately.)

#887 CURVED CHORD BRIDGE

\$19.50 18" x 3" x 4-7/8"

(Curved center span shown above. Bridge piers sold separately.)



From the Collection of "HOseeker"

#81 3" BRIDGE PIERS

\$3.00 (4 piece set) Cut stone masonry pier, 3" high, equivalent to highest pier in #80 pier set.

#82 PIER GIRDER

\$2.35 9" x 1-3/4" x 3/8" (4 piece set)



#80 OVER N' UNDER PIER SET

\$11.80 (47 piece set)

Forty six stone masonry piers and a #82 Pier Girder. Piers are graduated in height from 1/4" to 3" by 1/4" increments with 1/8" snap-in shims provided for intermediate piers. Approximate grades up and down in figure-8 arrangement using 18" radius curves is 2.6%.



#884 DECK TRUSS BRIDGE KIT

\$4.75 9" x 1-3/8" x 2-1/4"

Accent With Atlas Accessories



#790 FLATCAR GIRDER LOAD

\$2.70 (4 pieces per package)



#793 PEDESTRIAN FIGURES

\$3.25 (Set of 24) Come unpainted



#779 SHEEP

\$3.25 (12 white, 1 black)

#778 COWS & HORSES

\$3.25 (12 total)

#775 TELEPHONE POLES

\$3.25 (Set of 12) Shown with #705 Telephone Shanty on page 22.)

#791 STACKED MILL LUMBER

\$3.25 Shown with #750 Lumber Yard on Page 22.)



#777 THREE-RAIL FENCE & GATE

\$3.25 (72" per package)

#776 PICKET FENCE & GATE

\$3.25 (72" per package)

PROTOTYPICAL SCALE ACCURACY

In keeping with Atlas standards, each HO freight car is a scale-model representation of an actual freight car that ran or is still running on one of America's fine railroads. Each car has been detailed, painted and printed to match the prototype, making the resemblance of the model to its real-life counterpart simply uncanny.

Each model comes ready-to-run, which means no assembly is required. Sometimes we include a small detail part for you to apply, just to add a nice finishing touch. All other details are molded right on the car, in the correct places. You have to pick an Atlas freight car up and look closely to really appreciate the quality of the model. Look for our entire line of fine quality, ready-to-run cars at your local hobby shop.



Pictures above depict N Scale versions of cab and trailer.



FORD LNT9000 TRACTOR CAB

Item#	Roadname	Price
1220	Undecorated	TBA
1221	Black	TBA
1222	Dark Blue	TBA
1223	Medium Blue	TBA
1224	Green	TBA
1225	Orange	TBA
1226	Red	TBA
1227	White	TBA
1228	Yellow	TBA

45' PINES TRAILER

Item#	Roadname	Price
1200	Undecorated	TBA
1201	Burlington Motor Carriers	TBA
1202	Chicago Central & Pacific	TBA
1203	CSX	TBA
1204	Kankakee, Beaverville & Southern	TBA
1205	Norfolk Southern	TBA
1206	Redon	TBA
1207	Vermont Railway	TBA
1208	Xtra Intermodal	TBA
1209	Xtra Lease	TBA

This new HO model is based on the common prototype of the 1984 Ford LNT 9000 tractor. Features include seat, steering wheel, separate rear door bars and rubber tires. Decorated models include printed Ford logos. This is an officially licensed Ford product.

The 45' Pines Trailers include two landing gears - fully extended or retracted, rubber tires, and prototypical lettering schemes and numbers. Each road name is available in three numbers each.

HO ACF 3-BAY CYLINDRICAL HOPPER

Item#	Roadname	Price
1930	Undecorated	15.95
1931	Baltimore & Ohio	15.95
1932	Burlington	15.95
1933	Conrail	15.95
1934	Erie Lackawanna	15.95
1935	Pennsylvania	15.95
1936	Missouri-Kansas-Texas NEW	17.95
1937	New York Central NEW	17.95
1938	Southern Pacific NEW	17.95
1939	Sterling Salt NEW	17.95
1940	Toledo, Peoria and Western NEW	17.95
1121	Private Owners Limited Ed. NEW	59.95
	3-pack - Borden Chemical, Shell Plastics, W.R. Grace & Co.	

This model is the first of its kind to be made in plastic. It comes ready-to-run with detailed brake gear. Only bolster straps need to be applied.



HO ACF 6-BAY CYLINDRICAL HOPPER

Item#	Roadname	Price
1950	Undecorated	15.95
1951	Burlington Northern (Silver)	15.95
1952	Chessie System	15.95
1953	Great Northern	15.95
1954	Illinois Terminal	15.95
1955	Seaboard Air Line	15.95
1956	Burlington Northern (Green) NEW	17.95
1957	Missouri Pacific NEW	17.95
1958	Norfolk and Western NEW	17.95
1959	Wabash NEW	17.95

This model represents a 3960 cu. ft. Center Flow® car which was produced between 1962 and 1964. This model has five inlet roof hatches and six outlet bays. It features 100-ton roller-bearing trucks, blackened metal wheels and detailed brake gear.

Atlas HO freights have free-rolling trucks with blackened metal wheels, body mounted couplers and coupler pockets with improved screw-attached covers designed to stay tightly in place. The coupler pockets will accept Kadee® #5, InterMountain, AccuMate® or McHenry couplers.

When a new freight car model is introduced, it is offered in multiple road numbers per roadname. Each freight car is numbered individually so you know which road number you are purchasing. For example, item 1936 is actually available in three road numbers, with item numbers of 1936-1, 1936-2 and 1936-3. When the first run is sold out (all three road numbers), more cars will be released in the future, with new road numbers. The next new car will then have the item #1936-4.

We do not print the 5-digit numbers in this catalog because stock changes on a regular basis, as we are continually running out of road numbers and issuing more. So, please look for Atlas ads in Model Railroader Magazine and on our internet site for the latest HO freight car offerings.



HO 2-BAY OFFSET-SIDE OPEN HOPPER W/ OVAL-ENDS		
Item#	Roadname	Price
1890	Undecorated	11.95
1891	Chesapeake & Ohio	11.95
1892	Clinchfield	11.95
1893	Nickel Plate Road	11.95


From the Collection of "HOsecker"

HO 2-BAY OFFSET-SIDE OPEN HOPPER W/ FLAT ENDS		
Item#	Roadname	Price
1850	Undecorated	11.95
1851	Baltimore & Ohio	11.95
1852	Frisco	11.95
1853	P&LE (NYC)	11.95
1854	Southern	11.95
1855	Santa Fe	11.95
1856	Jersey Central (CRP)	11.95
1857	Delaware & Hudson	11.95
1858	Lehigh & New England	11.95
1859	Northern Pacific	11.95
1860	Reading	11.95
1861	Missouri Pacific	11.95
1862	Boston & Maine	11.95
1863	Chicago & North Western	11.95
1864	Erie	11.95
1865	Chesapeake & Ohio	11.95
1868	Chicago & Eastern Illinois NEW	12.95
1869	Lehigh & New England NEW (Billboard)	12.95
1870	Reading (Stone Service) NEW	12.95



HO DOUBLE PLUG-DOOR BOXCAR		
Item#	Roadname	Price
1750	Undecorated	TBA
1751	Burlington Northern	TBA
1752	Ralston Purina Company	TBA
1753	Union Pacific	TBA
1754	Chicago & North Western	TBA
1755	Boston & Maine	TBA
1756	British Columbia Railway	TBA
1757	Evans Product Company	TBA

All freight cars available in multiple road numbers.



Ready-To-Run HO Scale Rolling Stock

BACK AND BETTER THAN EVER!



HO MODERN 14,000 GALLON KAOLIN TANK CAR

Item#	Roadname	Price
1700	Undecorated	TBA
1701	J.M. Huber	TBA
1702	Engelhard	TBA
1703	Georgia Kaolin	TBA
1704	Thiele Kaolin Co.	TBA
1705	ECC International	TBA
1706	Dry Branch Kaolin	TBA

These modern tank cars were the first Atlas HO freight car ever produced. They sold out long ago, and now they're back with new roadnumbers, new brake rigging detail, safety bars molded in place, screw-attached coupler covers and Atlas' improved truck and coupler designs. Each roadname will be available in two new road numbers.

HO ACF 33,000 GALLON TANK CAR

Item#	Roadname	Price
1720	Undecorated	18.95
1721	ACFX	18.95
1722	Royster	18.95
1723	Shell	18.95
1724	Shippers' Car Line	18.95

Item# Roadname Price

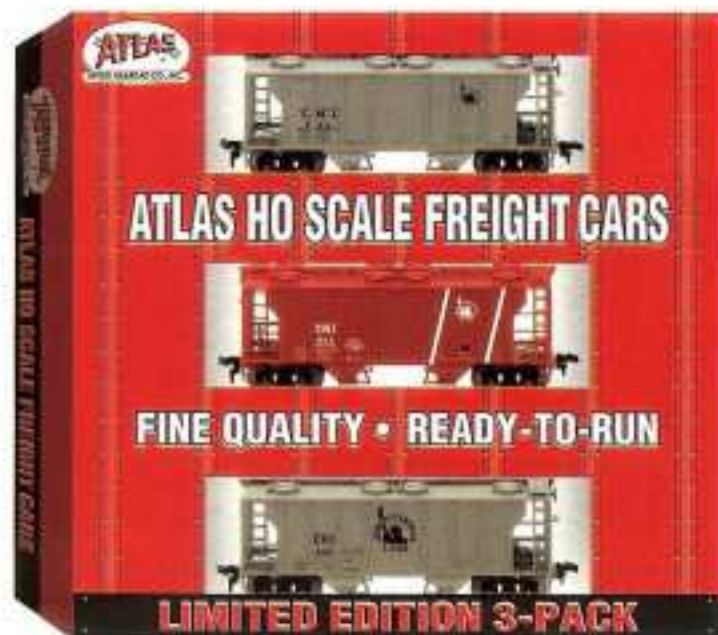
1725	Technical Propellants	18.95
1726	United Petroleum	18.95
1727	Bottled Gas of Virginia NEW	20.95
1728	Pyrofax NEW	20.95
1729	Suburban Propane NEW	20.95
1730	Union Texas Petroleum NEW	20.95

From the Collection of
"HOseeker"



HO PS-2, 2-BAY COVERED HOPPER

Item#	Roadname	Price
1800	Undecorated	12.95
1801	Boston & Maine	12.95
1802	Burlington Northern	12.95
1803	Chessie-Western Maryland	12.95
1804	Conrail	12.95
1805	Cotton Belt	12.95
1806	Southern	12.95
1807	Union Pacific	12.95
1808	Delaware & Hudson	12.95
1809	C&NW	12.95
1810	Southern Pacific	12.95
1811	Rio Grande	12.95
1812	Baltimore & Ohio	12.95
1813	Santa Fe	12.95
1814	New Haven	12.95
1815	Lehigh Valley	12.95
1816	Norfolk & Western	12.95
1817	Clinchfield	12.95
1818	Maine Central	12.95
1819	Great Northern	12.95
1820	Western Pacific	12.95
1821	Milwaukee Road	12.95
1824	Lehigh & New England	12.95
1825	Minneapolis & St. Louis	12.95
1826	Rock Island	12.95
1100	Pennsylvania - 3-Pack	39.95
		Three different road schemes with three road numbers: 257785, 257864, 257850
1101	Jersey Central Lines Limited Edition 3-Pack	39.95
		Three PS-2 covered hoppers lettered for Delivery, Intermediate and Late paint schemes of the railroad. NEW



#1101



From the Collection of
"HOsecker"

Ready-To-Run HO Scale Rolling Stock

ATLAS
HO SCALE FREIGHT CARS

America's Historic Railroads

FINE QUALITY • READY-TO-RUN

NO SCALE LIMITED EDITION 3-PACK

AMERICA'S HISTORIC RAILROADS LIMITED EDITION 3-PACK		
Item#	Roadname	Price
1140	Rutland (PS-2 covered hopper, 2-bay open hopper, extended vision caboose)	NEW 49.95
1141	Frisco (PS-2 covered hopper, 6-bay cylindrical hopper, extended vision caboose)	NEW 52.95

#1141

Caboose Features

- Detailed air reservoir, brake cylinder and triple valve
- Blackened metal wheels; free-rolling Barber Bettendorf roller-bearing caboose trucks
- Complete window glazing
- Pre-formed wire grab-irons included for the modeler to install
- Weighs 3.3 oz.




HO EXTENDED-VISION CABOOSE		
Item#	Roadname	Price
1900	Undecorated	16.95
1901	Burlington Northern	15.95
1902	Cotton Belt	15.95
1903	Conrail	15.95
1904	Delaware & Hudson	15.95
1905	Great Northern	15.95
1906	Santa Fe	15.95
1907	Chessie System	15.95
1908	Burlington Route	15.95
1909	Maine Central	15.95
1910	Reading	15.95
1911	Rio Grande	15.95
1912	Soo Line	15.95
1913	Burlington Northern "Freedom"	22.95
1914	Family Lines	16.95
1915	Grand Trunk	16.95
1916	Milwaukee Road	16.95
1917	MKT	16.95
1918	Northern Pacific	16.95
1919	Chesapeake & Ohio NEW	21.95
1920	DM&IR NEW	27.95
1921	Great Northern (red) NEW	20.95



#1920

Visit our web site: www.atlasrr.com



DETAILS, BEAUTY, POWER

This new locomotive has it all! It looks great, has incredible details, and has the power of an engine twice its size! The new Alco S1/S3 switcher engine has the same drive train as the popular HO S2/S4 locomotive, and many of the same dynamic features including:



- 5-pole skewed armature motor for reliable operation
- Sturdy die cast mainframe and gear cases
- Extra-thin handrails
- Blackened wheels
- Dual-flywheels for maximum performance at all speeds

So if you're looking for a great switcher engine that will negotiate those smaller radius curves and pull a load of cars at the same time, try this new model from Atlas.

From the Collection of
"HOseeker"



S-1 LOCOMOTIVES

Item#	Roadname	Road #	Price
8800	Undecorated		84.95
8801	CNJ	1024	84.95
8802	CNJ	1025	84.95
8803	New Haven	0937	84.95
8804	New Haven	0995	84.95
8805	Rock Island	598	84.95
8806	Rock Island	599	84.95

S-3 LOCOMOTIVES


Item#	Roadname	Road #	Price
8825	Undecorated		84.95
8826	Southern Pacific	1025	84.95
8827	Southern Pacific	1031	84.95
8828	Union Pacific	1250	84.95

THE FOLLOWING IS A LIST OF THE ROADNAMES AND ITEM NUMBERS OF ADDITIONAL ATLAS HO LOCOMOTIVES IN STOCK.

U33C: BN (#8505-8507), Illinois Central (#8519-8521), Great Northern (#8530, #8531), Penn Central (#8532- #8534), D&H (#8545). **U36C:** Conrail (#8511, #8512), Seaboard Coast Line (#8535- 8537), Milwaukee Road (#8547), Seaboard System (#8553, #8554). **C30-7:** ATSF (#8602- #8604), BN (#8605- #8607), Conrail (#8608- #8610), CSX (#8611- 8613), N&W (#8614-#8616), UP (#8617-8619), BN (#8620-8622), Family Lines (#8623-8625), Norfolk Southern (#8626-8628), ATSF (#8629-8631), UP (#8632-8634). **S2:** Santa Fe (#8702), C&NW (#8705, #8506), Grand Trunk W. (#8707, #8708), Lehigh Valley (#8709, #8710), WP (#8711, 8712). **S4:** Undecorated (#8750), Chessie B&O (#8751, #8752). For more information on these locos, visit our web site at www.atlasrr.com

Atlas Classic

L O C O M O T I V E S



HO Scale Locomotives - EMD GP7

NEW

A FAVORITE ATLAS LOCOMOTIVE RETURNS

Atlas is proud to announce the coming of *Atlas Classics*, a line that will include rereleases of the most popular HO and N scale locomotives Atlas has ever made. Depending on the model, each Classic locomotive may be retooled to include the addition of new parts, updates to framework and internal drives, and the incorporation of the latest Digital Command Control technology. So although they are models that you may recall from the past, the future Classic locomotives promise to be technologically superior to their predecessors.

The original Atlas' HO EMD GP-7 was released in 1990, and has been the most requested HO locomotive model ever since. To fulfill demand of HO scale modelers everywhere, and to start off the *Atlas Classics Locomotive* line, we're bringing back the #1 favorite in a new set of road names (listed to right).

Listed below are the HO *Atlas Classic Locomotives* that will be released over the next few years. They are in no particular order; release dates for each locomotive will be announced a few months prior to their expected "on sale" date. Classic locomotives will be limited, so don't wait to get your favorite roadname!

Future HO Classic Locomotives:

RS-1	RS-11	RSD-45	C-424 Phase I
RS-3	RSD-12	C-425	C-424 Phase II

From the Collection of
"HOseeker"

GP-7 LOCOMOTIVES

Item#	Roadname	Road #	Price
8400	Undecorated - Non-Dynamic Brakes		TBA
8401	Undecorated - Dynamic Brakes		TBA
8402	Atlantic Coast Line	100	TBA
8403	Atlantic Coast Line	106	TBA
8404	Atlantic Coast Line	none	TBA
8405	Central of Georgia	106	TBA
8406	Central of Georgia	107	TBA
8407	Central of Georgia	none	TBA
8408	EMD Demonstrator	100	TBA
8409	EMD Demonstrator	200	TBA
8410	EMD Demonstrator	300	TBA
8411	Maine Central	561	TBA
8412	Maine Central	564	TBA
8413	Maine Central	none	TBA
8414	Nickel Plate Road	401	TBA
8415	Nickel Plate Road	416	TBA
8416	Nickel Plate Road	none	TBA
8417	Reading	603	TBA
8418	Reading	608	TBA
8419	Reading	none	TBA
8420	Texas & Pacific	1110	TBA
8421	Texas & Pacific	1113	TBA
8422	Texas & Pacific	none	TBA

The HO GP-7 locomotive featured as the first Classic has a die-cast mainframe, dual flywheel equipped five-pole skewed armature motor, directional lighting and will come equipped with a PC board with a dummy plug designed to be replaced by a DCC decoder (sold separately by DCC manufacturers).

LOCOMOTIVE REPAIRS


Our locos are built to last, but after years of use, some parts may become misaligned or broken. Often your retailer or our repair technician can suggest what part you could purchase to fix your Atlas locomotive yourself. We stock most parts for our recent locomotives which are listed in our Parts Catalog (below). You can purchase these parts from your retailer or from the Parts Catalog if you do not have a local hobby shop. If you are unable to fix your locomotive yourself, your local retailer may offer a repair service, or send it to our repair technician and he'll fix it for you. Please send your locomotive along with your name, address, telephone number, and a brief description of the problem to the address on the back of this catalog. Once he determines what parts will be needed to fix it, he'll call you to let you know how much you'll need to pay for parts. In addition to part costs, there is a basic repair fee of \$15.00 (this fee includes diagnostics and return shipping). *Pictured below are just a few of the over 2,000 parts that can be found in Atlas' Parts Catalog.*



#3 PARTS CATALOG

\$5.00

If you own an Atlas locomotive, this reference manual is a must. Contains exploded loco diagrams with all parts labeled, plus some part assembly instructions. Also includes complete lists of parts and prices for Atlas locos, freight cars, switches, track products, turntable and more.



#850225 BODY SHELL ASSEMBLY FOR HO U33C/36C LOCOMOTIVE

\$15.00

Each piece of the body shell assembly can be purchased separately. See Parts Catalog for descriptions, numbers & prices.



N SCALE TRUCKS

Item #	Description	Price
22055	N scale roller bearing trucks	2.75/pair
22050	N scale friction bearing trucks	2.75/pair
22060	N scale roller bearing caboose trucks	2.50/pair



#185000

#195000

#180000

#190000



#22020 N SCALE 33-INCH, BLACKENED METAL WHEELS

\$5.95 (12 axles/pkg.)

Designed to fit in current Atlas N scale freight car trucks.

HO FREIGHT CAR TRUCKS

Item #	Description	Price
180000	70-ton roller-bearing (for modern freight cars)	3.95/pair
185000	50-ton Bettendorf friction-bearing (for steam-era freight cars)	3.95/pair
190000	Barber-Bettendorf roller-bearing caboose trucks (for most modern cabooses)	3.95/pair
195000	100-ton roller bearing trucks	3.95/pair



#480100 MOTOR/FLYWHEEL ASSEMBLY FOR N GP-7 LOCOMOTIVES

\$18.50

TRACK AND LOCOMOTIVE LUBRICANTS

Item #	Description	Price
190	Gear Lubricant (.5 oz.)	6.50
191	Motor Bearing, Heavy Duty Lube (.5 oz.)	6.50
192	Conducta Lube Cleaner (.5 oz.)	6.50
193	Locomotive Maintenance Pack (.5 oz each of #190, #191, & #192)	16.50



From the Collection of "HOsecker"


N LAYOUT INSTRUCTION BOOKS

To help you get started building a layout that suits you, Atlas offers layout instruction books for beginner, intermediate & advanced model railroaders. Each layout book is aimed at a specific skill level and contains a variety of interesting railroad plans along with step-by-step instructions on building a layout table, laying down roadbed and track, wiring and scenicking for each layout.



#6 INTRODUCTION TO N SCALE MODEL RAILROADING

\$3.95
Beginner (Level 1)
37 pages
Layouts N-1 – N-9



#7 NINE N SCALE RAILROADS

\$4.95
Intermediate-Advanced (Levels 2-3)
56 pages
Layouts N-10 – N-18

REFERENCE BOOK FOR ALL SCALES

#12 THE COMPLETE ATLAS WIRING BOOK

\$4.95
All Scales (All Skill Levels)
56 pages

The Atlas Electrical Wiring System is made easy through step-by-step instructions on how to install and use our quality components on any layout. Over 100 diagrams complimented by a complete glossary.



TEMPLATES

#360 N TRACK PLANNING TEMPLATES

\$2.95
Contains the entire Atlas N scale track line

From the Collection of "HOsecker"



Atlas makes it A SNAP for beginners to build their first N scale railroad!

ATLAS N SCALE STARTER SET

Nickel Silver SNAP-TRACK

You're on the Right Track.....with ATLAS!

*LOCOMOTIVE AND POWER PACK NOT INCLUDED

STARTER SETS WITH GP40 LOCOMOTIVES

LIMITED QUANTITIES AVAILABLE

Item #	Road Name	Price
4448-22	Burlington Northern	139.95
4448-23	Conrail	139.95
4448-24	Cotton Belt	139.95
4448-25	Louisville & Nashville	139.95
4448-26	Union Pacific	139.95

These are some of the finest quality N scale train sets you will ever encounter. Each includes 3 freight cars, a caboose, enough Snap-Track® for a 22" x 30" oval layout, AND an incredibly detailed GP40 locomotive with a 5-pole skewed armature motor and low friction drive for maximum performance at all speeds. Get this set for yourself or your favorite modeler today before they're gone! The Atlas Custom Power® Power Pack is sold separately and can be found on page 20.

STARTER SETS WITHOUT LOCOMOTIVE

Item #	Road Name	Price
4448-1	Pennsylvania	54.00
4448-2	Southern	54.00
4448-3	Santa Fe	54.00
4448-4	Union Pacific	54.00
4448-5	Baltimore & Ohio	54.00
4448-6	Canadian	54.00
4448-7	Burlington Northern	54.00

This beginner set comes with 4 of Atlas' fine quality freight cars, a caboose and enough Snap-Track® to create a 22" x 30" oval layout. The Atlas Custom Power® Power Pack is sold separately and can be found on page 20.

Photo shows set with locomotive.

Visit our web site: www.atlasrr.com

N SCALE LAYOUT PACKAGES

Atlas has designed and tested 18 different, exciting N scale layout configurations using Atlas Snap-Track, Super-Flex® Track, bridges and piers. On the next few pages is a sample of the plans that have become the most popular over the years. You may ask your local Atlas retailer to put the necessary materials together for you. Materials list, detailed plan and building instructions can be found in one of our two N scale layout instruction books (pg. 31).

If you wish to see all 18 Atlas N scale layout plans, please ask your local retailer for a free **Fantastic Layout Booklet** which contains highlights of each layout. If your retailer does not have one available, please call Atlas directly to request one.

***All layout packages on pages 32-34 are available in black track with nickel silver rail.**

From the Collection of "HOseeker"

LAYOUT N-17

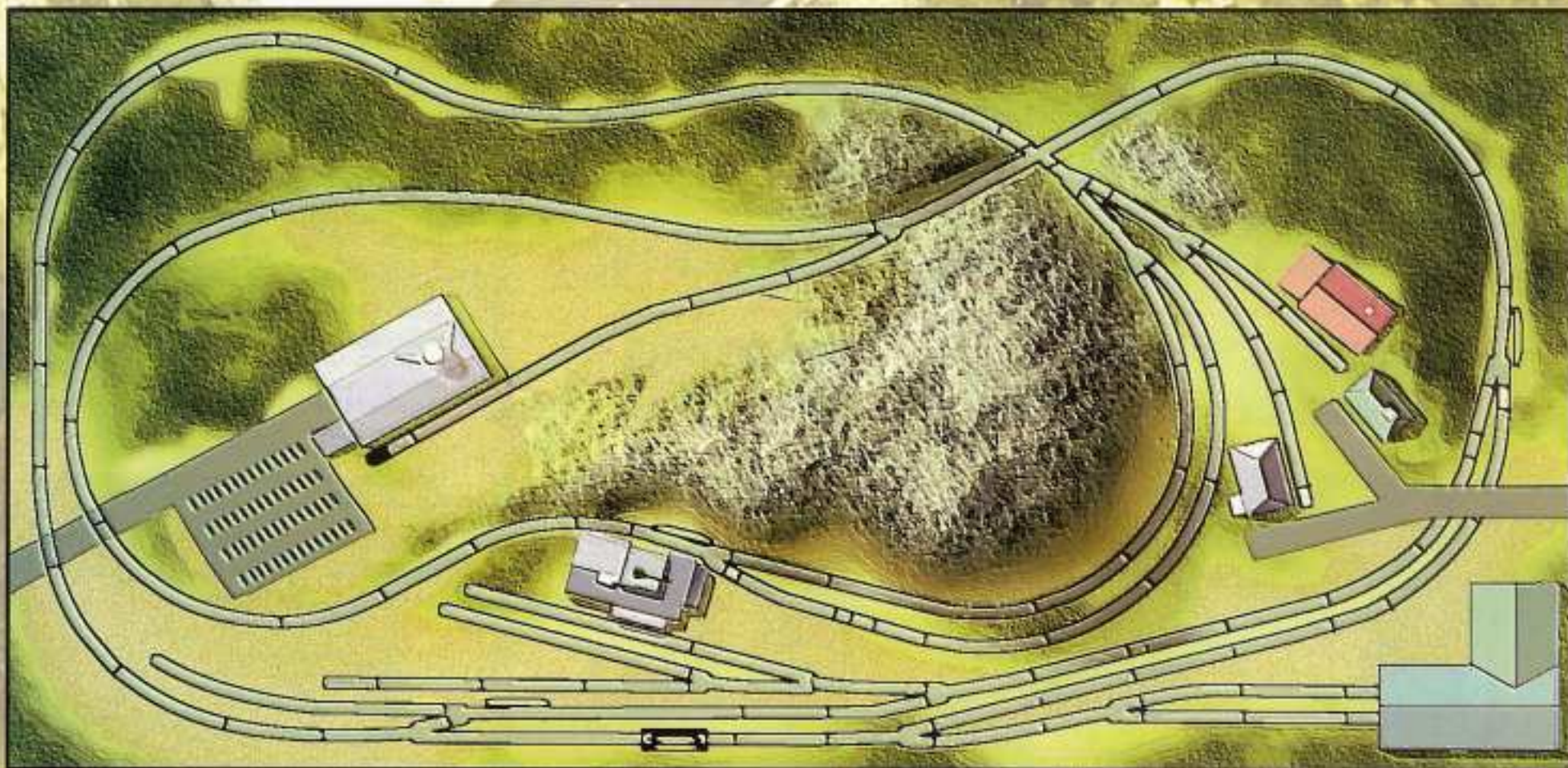
The Scenic and Relaxed \$276.50
with Power Pack \$311.95

Skill level: Advanced

This plan, instructions & a detailed list of "Atlas Products Required," can be found in Book #7: Nine N Scale Railroads

Summary of Atlas products included in package:

- Over 110 pieces of track
- 13 Remote switches, 12 switch control boxes
- Set of bridge piers, plate girder bridge, & deck truss bridge
- 3 Selectors
- Necessary amount of rail joiners and track nails



Trees, scenery & buildings shown are not included in package

Table Size - 36" x 72"



A Layout Package Makes A Great Gift!

From the Collection of
"HOseker"

LAYOUT N-2

Loop With Passing Track and Siding \$83.50


with Power Pack \$118.50

Skill level: Beginner

This plan and a list of "Atlas Products Required" can be found in Book #6: Introduction to N Scale Model Railroading

Summary of Atlas products included in package:

- Over 30 pieces of track
- 4 Standard switches (2 remote, 2 manual) and 4 switch control boxes
- 1 Selector
- Necessary amount of rail joiners and track nails



Trees, scenery & buildings shown are not included in package

Table Size - 24" x 40"

LAYOUT N-5

Up & Over Figure 8 \$85.95

with Power Pack \$120.90

Skill level: Beginner

This plan & a detailed list of "Atlas Products Required," can be found in Book #6: Introduction to N Scale Model Railroading

Summary of Atlas products included in package:

- Over 36 pieces of track (including bumpers & rerailers)
- 3 Remote switches and switch control boxes
- 1 Pier Set
- 1 Connector
- Necessary amount of rail joiners & track nails



Trees, scenery & buildings shown are not included in package

Table Size - 22" x 53"

From the Collection of
"HOsecker"

LAYOUT N-9

Multiple Track Arrangement \$241.95

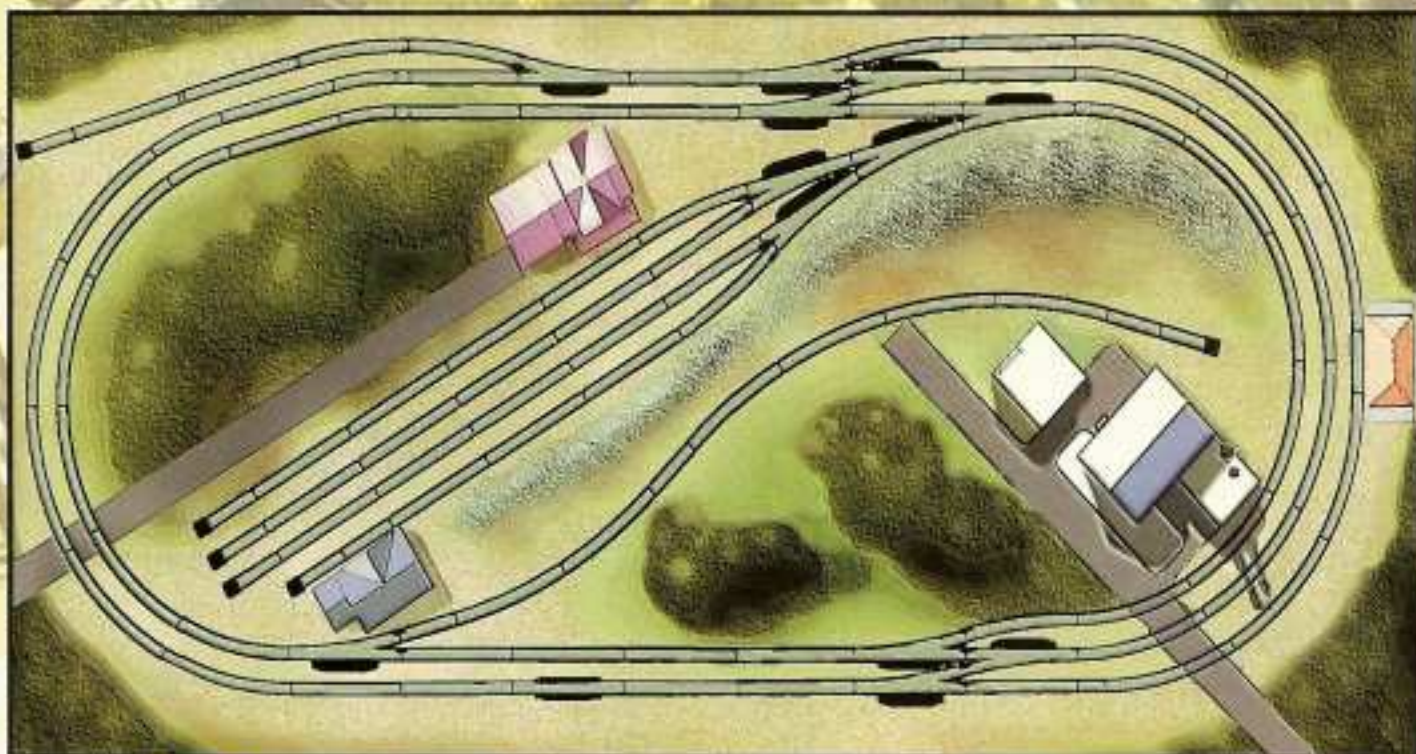
with Power Pack \$276.90

Skill level: Beginner

This plan & a detailed list of "Atlas Products Required," can be found in Book #6: Introduction to N Scale Model Railroading

Summary of Atlas products included in package:

- Over 90 pieces of track (including bumpers & rerailers)
- 11 Remote switches, 1 manual switch, 10 switch control boxes
- 3 Selectors
- Necessary amount of rail joiners & track nails



Trees, scenery & buildings shown are not included in package

Table Size - 27"x 60"

NOTE: Prices for layout packages were calculated using single piece retail prices.

LAYOUT N-11

Unhinged & Horizontal \$286.95

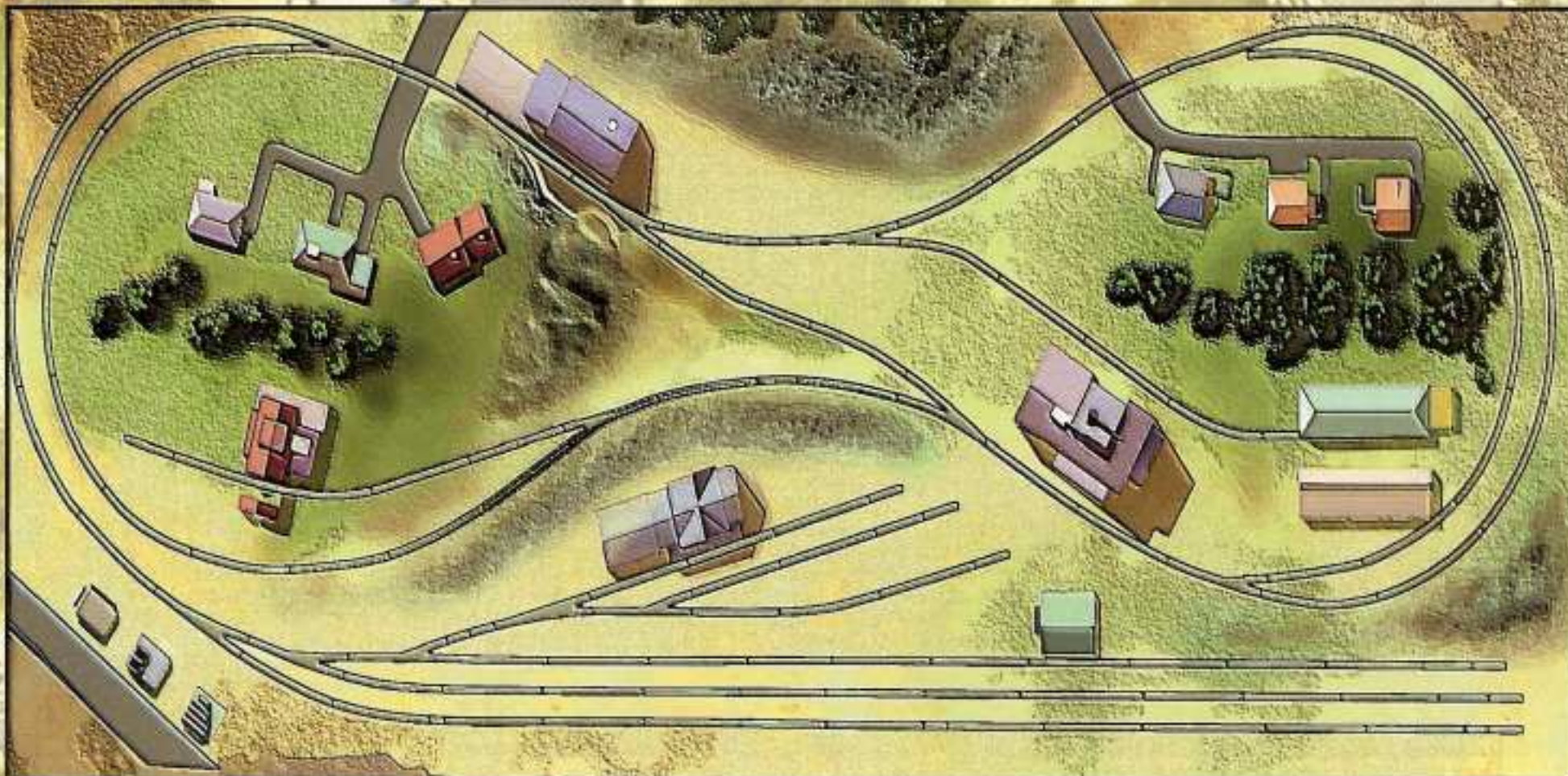
with Power Pack \$321.90

Skill level: Intermediate

This plan & a detailed list of "Atlas Products Required," can be found in Book #7: Nine N Scale Railroads

Summary of Atlas products included in package:

- Over 115 pieces of track (including bumpers & rerailers)
- 14 Remote switches, 13 switch control boxes
- 3 Selectors, 1 controller
- Necessary amount of rail joiners & track nails




Trees, scenery & buildings shown are not included in package

Table Size - 30"x 78"


NEW



#2840 N SCALE SIGNAL TOWER
\$14.95
 Atlas has taken one of the most popular HO building kits and recreated it for N scalers. This finely detailed model includes inlaid bricks, drainage pipes and eave supports. Accessories include a tool shed, barrels and an oil tank. Like the HO version, this structure assembles easily with plastic compatible glue (not included).



#2541 OVER 'N UNDER PIER SET
\$6.85
 Two each of 12 graduated concrete piers plus #2542 Straight Pier Girder. Pier heights range from 9/64" through 1-11/16" by 9/64" increments. Grade with piers spaced at 5" intervals is 2.8%. (25 pieces per package)



#2790 TURNTABLE
\$16.95
 The fully assembled turntable features:
 • 7-1/2" diameter deck
 • Smooth manual operation
 • 21 track positions with 15 degree stall spacing
 • Geneva movement locks table in exact position every time
 • Simulated wood brown turntable deck and concrete pit ring.
 The N scale turntable can be motorized easily with the N scale motor drive unit.



#2826 VIADUCT KIT
\$3.85
 Easy-to-build, assembles into 4-arch cut stone masonry single-track viaduct. Arches are 2-5/32" center-to-center and 3-1/4" high. Easily shortened to any length. Arch assembly without piers is 1" high.

#2791 MOTOR DRIVE
\$14.95

All bridges are the same length as a standard 5" straight section. Snap them together atop the #2543 Bridge Piers in any number and arrangement, for an impressively realistic multi-span structure.

From the Collection of "HOseeker"



#2547 DECK TRUSS BRIDGE
\$3.50 (5" x 3/4" x 1-1/4")



#2548 PLATE GIRDER BRIDGE
\$3.50 (5" x 1-1/2" x 5/8")



#2801 TELEPHONE POLES
\$1.80 (set of 12)



#2546 WARREN TRUSS BRIDGE
\$3.50 (5" x 1-1/2" x 1-1/8")



#2542 STRAIGHT PIER GIRDER
\$2.35 (5" long)
 4 pieces per package

#2543 BRIDGE PIERS
\$2.35
 1-11/16" high
 3 pieces per package



*All Atlas N scale track comes in nickel silver rail with black ties.

SUPER-FLEX TRACK®

Item #	Description	Price
2500	30" Section with Black ties	2.50
2505	Super-Flex® Track 5-Pack (5, 30" sections)	12.95

Super-Flex Track®, which comes in approximately 30" sections, can easily be bent and shaped to curve to any radius. Ideal for spiral easement curves. Easily cut to any needed length with a #400 Modeler's Super Saw on page 9.

For an explanation of how to use Super-Flex Track®, see page 9.

From the Collection of "HOseeker"

#2500

#2540 TRACK NAILS

\$2.95

(approx. 400 per package; 2 oz.)

Used to attach track or roadbed to layout table. For HO and N scale.

#2540

RAIL JOINERS

Item #	Description	Price
2535	Nickel silver (48 per package)	1.80
2538	Plastic insulating (24 per package)	.90
2539	Terminal Joiners (1 pr., nickel silver)	2.05

Terminal Joiners are rail joiners with wire attached to allow electricity to flow from the power pack to the rails.

Rail joiners are small clips used to join two sections of track mechanically. They come in metal (nickel silver) which also connects the rails electrically, and plastic which are insulated to isolate the two sections of track electrically.

#2538

#2535

#2539



#2520

CURVED SNAP-TRACK®
(6 PIECES PER PACK)

Description	Item #	Price
9-3/4" Radius Section	2510	2.25
1/2 - 9-3/4" Radius Section	2511	1.80
11" Radius Section	2520	2.25
1/2 - 11" Radius Section	2521	1.80
19" Radius Section	2526	2.25

#2501 5" STRAIGHT SNAP-TRACK®

\$2.25
6 pieces per pack

From the Collection of
"HOseeker"



#2501

BULK TRACK

Description	Item #	Price
5" Straight Section	2513	.32
9-3/4" Radius Section	2514	.32
11" Radius Section	2515	.32
19" Radius Section	2516	.32
Rerailer	2517	.50

Atlas also offers the above N scale Snap-Track® pieces in bulk (no packaging). Pricing is per single piece.

#2509 SNAP-TRACK® ASSORTMENT

\$2.60
Includes two 2-1/2", four 1-1/4" and four 5/8" sections. Provides you with an easy way to fill short gaps in sectional track layouts.



#2509



CROSSINGS

Degree	Item #	Price
15°	2564	5.50
20°	2565	5.50
30°	2566	5.50
45°	2567	5.50
60°	2568	5.50
90°	2569	5.50

A special track piece that permits two tracks to cross one another, but does not allow trains to move from one track to the other.



#2568



#2536

#2536 SNAP-TRACK® BUMPER

\$1.80
2 pieces per package
Realistic way to keep your equipment from rolling off the ends of track sidings. Overall length is 2-3/4".

#2532 RERAILER

\$1.80 3 pieces per package
A sweep of the hand places rolling stock on rails. Automatically rerails derailed equipment in hard to reach hidden areas.



#2532

STANDARD SWITCHES

Our series of switches makes operating your layout a long lasting pleasure. More RELIABLE than ever, Atlas N switches feature:

- Refined and narrower flangeways at the frog and guard rails.
- Positive mechanical attachment of points.
- Better electrical conductivity.

- Smaller switch machine for fit into tight spaces.
- Same configuration as prior Atlas switches for "drop-in" installation in Atlas plan books
- Whole new series of Custom-Line® Switches intended for use with Atlas Under-Table Switch Machine or ground throws.




#2703

STANDARD SWITCHES (REMOTE)

Item#	Description	Price
2700	Standard Lefthand, Remote	13.95
2701	Standard Righthand, Remote	13.95

These turnouts have a remote control switch machine attached so you can wire the switch to be "thrown" (changing the direction of the rail), from your control panel rather than from the switch itself.

Remote control turnouts include the #56 Switch Control Box shown on page 20, and one piece of 19" radius track.



#2700

STANDARD SWITCHES (MANUAL)

Item#	Description	Price
2702	Standard Lefthand, Manual	8.95
2703	Standard Righthand, Manual	8.95

Manual turnouts can only be "thrown" (changing the direction of the rail) by flipping a lever on the switch by hand. These Standard N scale manual turnouts can be easily converted to remote control with #2715 (lefthand) and #2716 (righthand) switch machines. Comes with one piece of 19" radius track.



From the Collection of "HOseeker"


CUSTOM N LINE® STANDARD SWITCHES

Item#	Description	Price
2750	Custom Standard Lefthand	7.95
2751	Custom Standard Righthand	7.95

Custom N Line® turnouts are made to be used with the Atlas Under-Table Switch Machine (shown on page 19) or a ground throw. Unlike the other N scale turnouts which have shortened ties to allow for switch machine attachment, Custom N Line® turnouts have full-length ties. A double-ended throwbar allows you to place your under-table switch machine on either side of the turnout. Comes with one piece of 19" radius track.

What's the difference between Standard and #6 Switches?

The difference between the Standard turnout and #6 turnout is the angle at which the curved piece of track splits from the straight piece. The rails of the Standard Switches split at a sharper angle than the #6 Switches, creating a sharper curve. Therefore, Standard switches work better in smaller spaces.



#2750

#6 TURNOUTS



#2707

#6 TURNOUTS (REMOTE)

Item#	Description	Price
2704	#6 Turnout Lefthand Remote	13.95
2705	#6 Turnout Righthand Remote	13.95

These turnouts have a remote control switch machine attached so you can wire the switch to be "thrown" (changing the direction of the rail), from your control panel rather than from the turnout itself.


Remote control turnouts include the #56 Switch Control Box shown on page 20.

From the Collection of "HOseeker"

#6 TURNOUTS (MANUAL)

Item#	Description	Price
2706	#6 Turnout Lefthand Manual	8.95
2707	#6 Turnout Righthand Manual	8.95

Manual turnouts can only be "thrown" (changing the direction of the rail) by flipping a lever on the turnout by hand. These #6 N scale manual turnouts can be easily converted to remote control with #2715 (lefthand) and #2716 (righthand) switch machines.



#2704



#2716

SWITCH MACHINES (REMOTE)


Item#	Description	Price
2715	Remote Left	6.95
2716	Remote Right	6.95

Screw-on remote switch machines will quickly and easily convert Atlas Standard or #6 N turnouts to remote control. With a remote control turnout, you can wire the turnout to be "thrown" (changing the direction of the rail) from your control panel, rather than from the turnout itself.

CUSTOM N LINE® #6 TURNOUTS

Item#	Description	Price
2752	#6 Custom Left	7.95
2753	#6 Custom Right	7.95

Custom N Line® turnouts are made to be used with the Atlas Under-Table Switch Machine (shown on page 19) or a ground throw. Unlike the other N scale turnouts which have shortened ties to allow for switch machine attachment, Custom N Line® turnouts have full-length ties. A double-ended throwbar allows you to place your under-table switch machine on either side of the turnout.



#65 UNDER-TABLE SWITCH MACHINE

\$6.50

Nicely hides beneath your layout so you can throw your turnouts without seeing the machine. Can be used with all Atlas (and many other) HO and N scale turnouts. Please see page 20 for photo and usage instructions.



**A BRAND NEW MODEL
- THE GP40-2 -
IS THE FIRST ATLAS
N SCALE LOCO WITH
DCC TECHNOLOGY!**

N scalers asked for it and they got it! Presenting the newest N scale locomotive, a GP40-2, complete with Digital Command Control (DCC) technology to suit all modelers.

The GP40-2 gives you two choices. You can choose the "plug-n-play" GP40-2 that comes outfitted with a PC board designed to be replaced by a DCC decoder-equipped board. These units are perfect for anyone who may or may not have plans to use the DCC technology in the future. The second option is a DCC ready-to-run unit equipped with a factory installed Digitrax decoder* - the perfect choice for modelers who currently use DCC.

The GP40-2 has a totally new body style compared to the GP40 released in early 1997, including different cab type, battery box covers, dynamic brake details, anti-climber, grille detail and sight-level glass...just to name a few items. In addition, each model runs on a dual flywheel-equipped, 5-pole skewed armature motor-powered low-friction drive. The units feature directional lighting, blackened metal wheels, dynamic brakes (where applicable) and full pilots with body mount Rapido couplers which can easily be changed to MicroTrains® #1015/1016 couplers.



**#486099
DIGITRAX
DECODER
\$39.95**

THE FOLLOWING IS A LIST OF THE ROADNAMES AND ITEM NUMBERS OF ADDITIONAL ATLAS N LOCOMOTIVES IN STOCK.

RS3: Undec (#4200), RS11: Undec (#4260), Maine Central (#42604). GP9 Phase 2: B&O (#48302-48304), DT&I (#48308-48310), Florida East Coast (#48312), L&N (#48317-48319), Milw (#48322), NH (#48324, #48325), Seaboard Air Lines (#48327, #48328). GP9 "Torpedo Boat": B&O (#48403), BN (#48405), Grand Trunk Western (#48407, #48408), NYC (#48414), Nickel Plate Road (#48416, #48417). GP-40: BN (#48504), C&NW (#48510), Canadian National (#48513), Cotton Belt (#48516), Conrail (#48519), CB&Q (#48521, #48522), L&N (#48526-48528), MKT (#48531), NYC (#48533, #48534), UP (#48535-48537).



#48682

From the Collection of
"HOsecker"

GP40-2 LOCOMOTIVES

Item#	Roadname	Road #	Dynamic Brakes	Price
48600	Undecorated	none	N	84.95
48601	Undecorated	none	Y	84.95
48602	Alaska Railroad	3014	Y	84.95
48603	Alaska Railroad	3015	Y	84.95
48604	Boston & Maine	310	N	84.95
48605	Boston & Maine	315	N	84.95
48606	Boston & Maine	none	N	84.95
48607	Conrail "Quality"	3387	Y	84.95
48608	Conrail "Quality"	3400	Y	84.95
48609	Conrail "Quality"	none	Y	84.95
48610	CSX	6221	Y	84.95
48611	CSX	6400	Y	84.95
48612	CSX	none	Y	84.95
48613	Florida East Coast	417	N	84.95
48614	Florida East Coast	420	N	84.95
48615	Grand Trunk Western	6407	N	84.95
48616	Grand Trunk Western	6412	N	84.95
48617	Grand Trunk Western	none	N	84.95
48618	Reading	3671	Y	84.95
48619	Reading	3673	Y	84.95
48620	Reading	none	Y	84.95
48621	Southern Pacific	7616	Y	84.95
48622	Southern Pacific	7623	Y	84.95
48623	Southern Pacific	none	Y	84.95
48624	Union Pacific	910	Y	84.95
48625	Union Pacific	912	Y	84.95
48626	Union Pacific	none	Y	84.95
48627	Western Pacific	3545	Y	84.95
48628	Western Pacific	3548	Y	84.95
48629	Western Pacific	none	Y	84.95

The following units will have decoders* pre-installed:

48680	Boston & Maine	317	N	124.95
48681	Conrail "Quality"	3403	Y	124.95
48682	CSX	6318	Y	124.95
48683	Southern Pacific	7652	Y	124.95
48684	Union Pacific	913	Y	124.95

*The Digitrax decoder delivers 128 speed step-control, four digit addressing and many other exciting DCC features. Also sold separately.

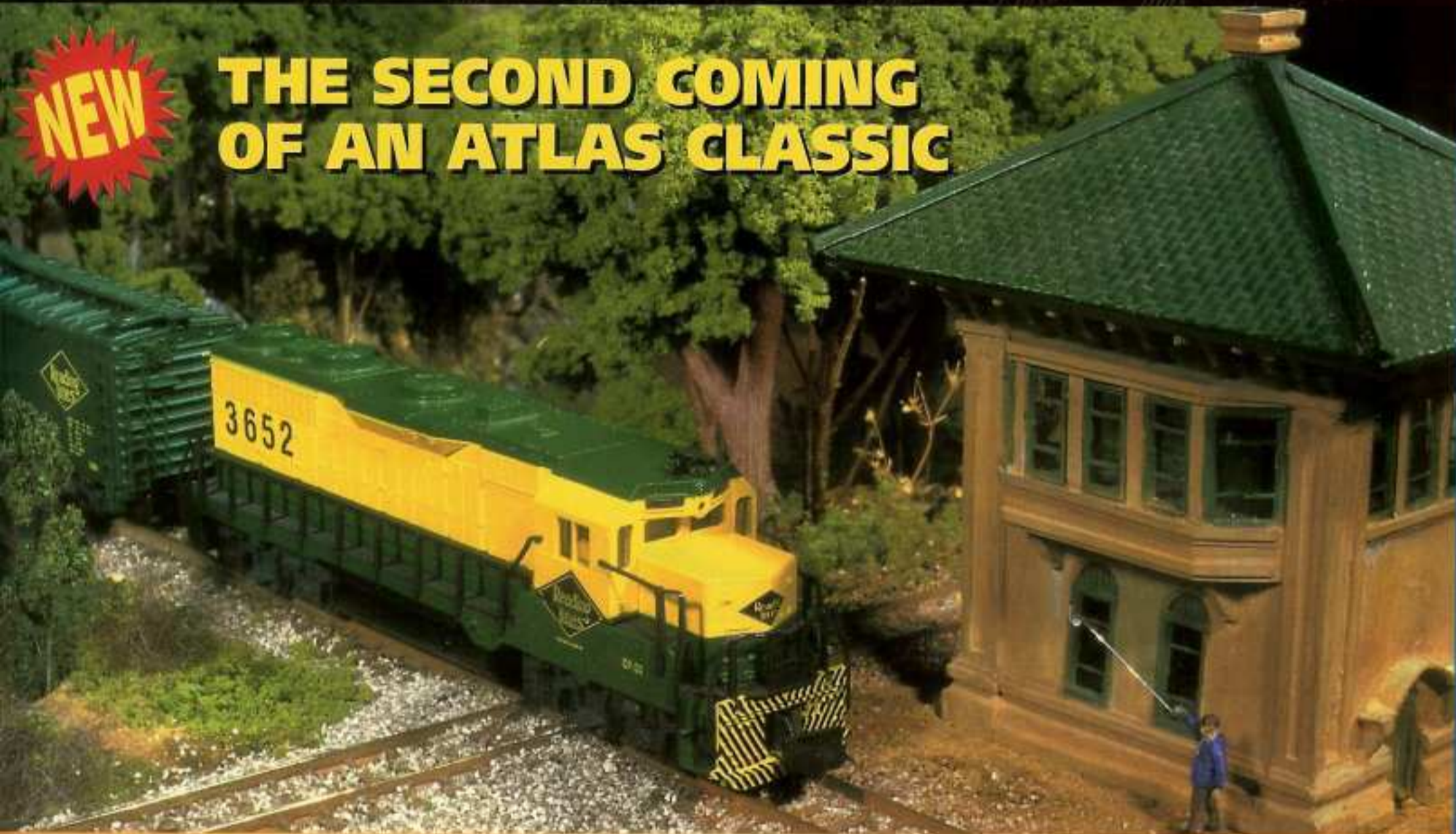
Atlas Classic

From the Collection of "H.O. Wheeler"

L O C O M O T I V E S

NEW

THE SECOND COMING OF AN ATLAS CLASSIC



N Scale Locomotives - EMD GP 30/35

Atlas is proud to announce the coming of *Atlas Classics*, a line that will include rereleases of the most popular HO and N scale locomotives ever made. Depending on the model, each *Classic* locomotive may be retooled to include the addition of plastic and digital parts, updates to framework and internal drives, and the incorporation of the latest Digital Command Control technology.



So although they are models that you may recall from the past, the future *Classic* locomotives promise to be technologically superior to their predecessors.

The original Atlas N EMD GP30/35 was released back in 1992, and has been one of the most requested N scale locomotive models ever since. To fulfill demand of N scale modelers everywhere, and to start off the *Atlas Classics* locomotive line, we're bringing back the favorite in a new set of road names (listed at right).



Listed below are the *N Scale Atlas Classic Locomotives* that will be released over the next few years. They are in no particular order; release dates for each locomotive will be announced a few months prior to their expected "on sale" date. *Classic* locomotives will be limited, so don't wait to get your favorite roadname!

N SCALE GP30 LOCOMOTIVES

Item#	Roadname	Road #	Price
47500	Undecorated (w/ nose headlight)		
47501	Undecorated (w/o nose headlight)		
47502	Chicago Burlington & Quincy	975	TBA
47503	Chicago Burlington & Quincy	977	TBA
47504	Kansas City Southern	4109	TBA
47505	Kansas City Southern	4117	TBA
47506	Seaboard Air Line	501	TBA
47507	Seaboard Air Line	511	TBA

N SCALE GP35 LOCOMOTIVES


Item#	Roadname	Road #	Price
46500	Undecorated Phase 1A - Non-Dynamic Brakes		TBA
46501	Undecorated Phase 1A - Dynamic Brakes		TBA
46502	Burlington Northern Santa Fe - Dynamic Brakes	2540	TBA
46503	Chicago & North Western - Non-Dynamic Brakes	828	TBA
46504	Chicago & North Western - Non-Dynamic Brakes	836	TBA
46505	Montana Rail Link - Non-Dynamic Brakes	401	TBA
46506	Montana Rail Link - Non-Dynamic Brakes	402	TBA

The "geeps" feature dual brass flywheels, directional lighting, full pilots, body mounted couplers and a low-friction mechanism for flawless operation at all speeds.

Future N Scale Classic Locomotives:

- RS-1
- RS-11
- SD-7
- RSD-45
- RS-3
- RSD-12
- SD-9
- U25B (Phase IIa & IIb)

Fine-quality paint and printing • Details like you've never seen!



OUR STOCK INCLUDES OVER 25 DIFFERENT BODY STYLES FOR A TOTAL OF OVER 300 DIFFERENT N SCALE FREIGHT CARS!

Atlas's line of N scale freight cars is very extensive, and is constantly expanding. We work hard to produce only the finest cars with delicate detailing and outstanding printing quality.

Throughout the year as each in-stock freight car sells out, we will rerelease that car with the same roadname

but a brand new road number, giving you more variety. In addition, we'll continue to produce new body styles and new roadnames for existing freight car types. Stay tuned to our web site for the latest new N scale freight car announcements! www.atlasrr.com



From the Collection of "HOseeker"



EXTENDED VISION CABOOSE (RAPIDO VERSION)

Item#	Roadname	Price
30200	Undecorated	10.95
30201	Santa Fe	13.95
30211	Burlington Northern	14.50
30221	Chicago, Burlington & Quincy	13.95
30231	Chessie System	14.95
30241	Conrail	12.95
30251	Cotton Belt	12.95
30261	Delaware & Hudson	13.95
30271	Rio Grande	14.95
30281	Maine Central	12.95
30291	Northern Pacific	14.95
30301	Reading	12.95
30311	Soo Line	12.95



Our best rolling stock item yet, this N scale caboose has incredible details. Features include: thin endrails; window glazing; separate cylinder, triple valve & reservoir; open smoke stack; and caboose trucks. Two versions are available: one with factory installed Micro-Trains® couplers and the other with body mount Rapido couplers that will convert to Micro-Trains® #1111.

EXTENDED VISION CABOOSE (MICRO-TRAINS® VERSION)

Item#	Roadname	Price
30209	Santa Fe	18.50
30219	Burlington Northern	19.05
30229	Chicago Burlington & Quincy	18.50
30239	Chessie System	19.50
30249	Conrail	17.50
30259	Cotton Belt	17.50
30269	Delaware & Hudson	18.50
30279	Rio Grande	19.50
30289	Maine Central	17.50
30299	Northern Pacific	19.50
30309	Reading	17.50
30319	Soo Line	17.50

COMING IN MULTIPLE ROAD NUMBERS!



N SCALE KAOLIN TANK CAR

Item#	Roadname	Price
34800	Undecorated	TBA
34801, 34802, 34803	Engelhard	TBA
34811, 34812, 34813	Georgia Kaolin	TBA
34821, 34822, 34823	J.M. Huber	TBA
34831, 34832, 34833	Omya	TBA
34841, 34842, 34843	Thiele Kaolin	TBA

The 14,000 gallon non-pressure car used for kaolin clay slurry and many other liquids features: Free-rolling trucks, separate safety bars, new 100 ton roller bearing trucks, and accurate painting and printing.

Each roadname will be available in three road numbers, each having its own item number

From the Collection of
"HOseeker"

N SCALE LIMITED EDITION 3-PACKS

Item#	Roadname	Price
5700	3-Bay Covered Hopper - Conrail	21.50
5770	ACF 2-Bay Centerflow® Covered Hopper - ACF	25.00
5773	Conrail 2-Bay Centerflow® Hopper	26.50
5774	Missouri Pacific 2-Bay Centerflow® Hopper	27.25
5800	ACF 4-Bay Centerflow® Hopper - ADM	27.95
5840	FGE Boxcar - "Solid Gold"	25.95

Each 3-pack contains three of the same style car, each with a different road number which will never be repeated.

N scale 33-inch blackened metal wheels are now available to replace the plastic wheels that come standard on all Atlas N scale freight cars. See page 30 for details.



FRONT RUNNER WITH TRAILER AND TRACTOR CAB (Each sold separately)



FRONT RUNNER

Item#	Roadname	Price
30000	Undecorated	11.95
30001	Trailer Train	14.95
30011	TTX	14.95



Official Licensed Product
Ford Motor Company

1984 FORD 9000 TRACTOR CAB

Item#	Roadname	Price
2920	(Undecorated)	7.95
2921	Black	9.95
2922	Dark Blue	9.95
2923	Green	9.95
2924	Red	9.95
2925	White	9.95
2926	Yellow	9.95
2927	Medium Blue NEW	9.95
2928	Orange NEW	9.95

45' PINES TRAILER

Item#	Roadname	Price
2960	Undecorated	6.95
2961	Chicago Central & Pacific	9.95
2962	CSX	9.95
2963	Kankakee Beaverville & Southern	9.95
2964	Norfolk Southern	9.95
2965	Redon	9.95
2966	Vermont Railway	9.95
2967	Xtra Intermodal	9.95
2968	Xtra Lease	9.95
2969	Burlington Motor Carriers NEW	11.95

From the Collection of
"HOseeker"



#3176



#3161



#33711

PS-2 2-BAY COVERED HOPPER

Item#	Roadname	Price
3150	Undecorated	8.00
31511	Boston & Maine	8.25
31521	Burlington Northern	8.75
31531	Chessie System	8.75
3154	Cotton Belt	8.25
3155	Minneapolis & St. Louis	8.50
31561	Pennsylvania	8.25
31571	Santa Fe	8.95
3158	American Potash	8.95
3159	Chicago & Northwestern	8.95
3160	Conrail	8.75
3161	Delaware & Hudson	8.75
3162	Lehigh & New England	8.75
3163	Soo Line	8.50
3164	Southern	8.50
3165	Southern Pacific	8.50
3166	Rio Grande	8.25
3167	Elgin Joliet & Eastern	8.25
3168	Imco Services	8.95
3169	Kerr McGee	8.75
3170	Lehigh Valley	8.25
3171	New Haven	8.25
3172	Norfolk & Western	8.95
3173	Union Pacific	8.25
3174	Central of Georgia	8.25
3175	Great Northern	8.50
3176	Penn Central	8.50
3177	Western Pacific	8.25
3178	Wisconsin Central	8.95

**FGE (FRUIT GROWERS EXPRESS)
50' BOX CARS**

Item#	Roadname	Price
33600	Undecorated	8.00
33602	Burlington Northern	8.50
33612	Chicago & Northwestern	8.50
33622	CSX	8.50
33632	Rio Grande	8.50
33642	Erie Lackawanna	8.50
33652	Fruit Growers Express	8.50
33662	Norfolk & Western	8.50
33671	Chessie System	9.50
33681	Conrail	8.50
33691	Chesapeake & Ohio - FGE Stripes	8.50
33701	Pennsylvania - FGE Stripes	8.50
33711	Western Pacific - FGE Stripes	8.50
33721	Penn Central	8.50
33731	Providence & Worcester	8.75
33741	The Rock	8.50
33751	Union Pacific	9.95

**90-100 TON HOPPER
WITH LOAD**

Item#	Roadname	Price
3260	Undecorated	6.00
32611	Burlington (CB&Q) Alum.	6.75
32621	Burlington (CB&Q) Red	6.75
32631	Union Pacific	6.50
32641	Norfolk & Western	6.75
32651	Western Maryland (Gray)	6.75
32661	Western Maryland (Tuscan)	6.95
32681	Santa Fe	6.75
32691	Ontario Northland	6.25
32701	Erie Lackawanna	6.75
32711	Delaware & Hudson	6.75
32721	Southern	6.75
32731	Rio Grande	6.75
32741	Reading	6.75
32751	Clinchfield	6.75
32761	Pennsylvania	6.75
32771	Conrail	6.75
32781	Chesapeake & Ohio	6.75
32791	New York Central	6.75
32801	Burlington Northern	6.75
32831	Norfolk Southern	6.75
32851	Canadian National	6.75
32861	Soo Line	6.95
32871	Chessie B&O	7.25
32881	Chessie C&O	7.25
32891	Chessie WM	7.25
32901	PRR -Early Scheme	6.75
32911	CSX	7.25
32921	Penn Central	6.95
32931	CNW	8.25



#32911

53' EVANS DOUBLE PLUG-DOOR BOX CAR

Item#	Roadname	Price
31000	Undecorated	8.00
31001	BC Rail	9.75
31011	Boston & Maine	8.50
31021	Burlington Northern	8.50
31031	Chicago & Northwestern	8.75
31041	Evans Products	9.95
31051	Tropicana	8.75
31061	Union Pacific	9.95
31071	Aloha Shake	11.95
31081	Minneapolis Northfield & Southern	9.95
31091	Northwest Hardwoods	9.95
31101	Ogden Corporation	10.95
31111	Ralston Purina	9.95
31121	Toledo Peoria & Western	8.95



#31111

ORE CAR WITH LOAD


Item#	Roadname	Price
3200	Undecorated	6.00
32011	Canadian National	6.65
32021	Union Pacific (Alum.)	6.65
32031	Minnesota Smelting	6.65
32041	Bessemer & Lake Erie	6.25
32051	Burlington Northern	6.50
32061	Milwaukee Road	6.25
32071	Utah Copper	6.25
32081	Duluth & Two Harbors	6.65
32101	Great Northern (Blue)	6.25
32111	Erie Mining	6.25
32121	Chicago & Northwestern	6.65
32131	Union Pacific (Red)	6.50
32151	Northern Pacific	6.25
32161	Thunder Bay Mining	6.65
32171	Great Northern (Green)	6.50
32181	Southern Pacific	6.25
32201	Santa Fe	6.65
32211	DM & I.R.	6.65
32221	Pennsylvania	6.65
32231	Soo Line	6.25
32251	Great Northern (Box Car Red)	6.65
32261	Milwaukee Road (Herald)	6.65



#32081

"BEER CAN" SHORTY TANK CAR

Item#	Roadname	Price
3230	Undecorated	6.25
32311	Wyandotte (Green)	6.95
32331	Dow Chemical	6.75
32341	Eastman Chemical	6.95
32371	Hooker	7.25
32381	Hudson Bay Oil	6.95
32391	Firestone	6.95
32401	Wyandotte (Blue)	6.95
32411	Atlas Chemical	6.95
32421	Brea Chemical	7.25
32431	Dupont	6.95
32441	Standard Chemical	7.25
32451	Southern Star Lard	7.50
32461	CPC International	6.95
32471	FMC Corporation	6.95
32481	Canadian Transit	6.95
32491	GATX	6.75
32501	Tennessee Eastman	6.95
32511	Geigy Chemical	7.50



#32371

From the Collection of
"HOseeker"

40' PS-1 BOX CAR

Item#	Roadname	Price
3400	Undecorated	6.00
34021	Erie Lackawanna	6.95
34031	Norfolk & Western	6.95
34061	Vermont Railway	6.95
34071	Burlington Northern	7.25
34081	Grand Trunk Western	6.95
34091	Soo Line	6.95
34111	Reading	6.95
34141	Illinois Central Gulf	7.25
34191	Santa Fe (map)	TBA
34201	Union Pacific	TBA
34211	NYC Pacemaker	TBA
34221	PRR (Don't Stand Me Still)	TBA
34231	Rio Grande	7.95
34241	B & O Sentinel	TBA
34251	New Haven	6.95
34261	Canadian National	7.25
34281	Great Northern	TBA
34311	B&O Timesaver	TBA
34331	PRR Merchandise Service	TBA
34361	CP Rail	TBA
34371	Boston & Maine	TBA
34381	Rio Grande "Cookie Box"	7.25
34391	Rutland	TBA
34401	Union Pacific "Automated Railway"	TBA
34411	Western Maryland	7.25
34421	Southern Pacific "Overnights"	7.95
34431	Lackawanna	6.95
34441	Delaware & Hudson	7.25
34451	Missouri Pacific	TBA
34461	Ann Arbor	TBA
34471	Maine Central	TBA
34481	Great Northern	TBA
34491	Pittsburg & Lake Erie	TBA



#34371



#34071



#33031

From the Collection of
"HOsecker"

40' PLUGDOOR BOX CAR

Item#	Roadname	Price
3300	Undecorated	6.00
33031	Chessie System	7.75
33051	Western Maryland	7.95
33061	Chesapeake & Ohio	7.75
33091	Rio Grande	7.95
33101	Delaware & Hudson	8.25
33121	Chattahoochee Ind.	7.75
33161	Milwaukee Road	7.75
33171	Ralston Purina	8.25
33181	Southern	7.75
33191	Baltimore & Ohio	7.75
33211	Pennsylvania	7.95
33231	Soo Line	7.95
33251	Canadian Pacific	7.75
33291	BAR/State of Maine	8.95
33301	NH/State of Maine	8.95
33321	Northern Pacific	8.50

42' GONDOLA WITH CONTAINERS

Item#	Roadname	Price
3500	Undecorated	6.00
35021	Illinois Terminal Co.	6.75
35031	Seaboard Coast Line	6.75
35041	Milwaukee Road	6.75
35051	Ontario Northland	6.75
35061	Norfolk & Western	6.75
35081	Southern	6.75
35101	Texas & Pacific	6.75
35111	Frisco	6.75
35131	Chicago & Eastern Illinois	6.75



#35021



#35051



#35221

42' STOCK CAR

Item#	Roadname	Price
3520	Undecorated	6.00
35221	Rio Grande	TBA
35241	Southern	TBA
35251	Union Pacific	6.75

50' STOCK CAR

Item#	Roadname	Price
3540	Undecorated	6.00
35411	Burlington	TBA
35421	Norfolk & Western	6.95
35491	Pennsylvania	6.75



#35421

CUPOLA CABOOSE

Item#	Roadname	Price
3560	Undecorated	6.00
35611	Southern Pacific	6.75
35621	Union Pacific	6.50
35631	Santa Fe	6.75
35641	Western Pacific	6.95
35651	Burlington Northern	6.50
35661	Louisville & Nashville	6.50
35671	Seaboard Coast Line	6.75
35681	Lehigh Valley	6.50
35691	Rio Grande	6.75
35701	Norfolk & Western	6.50
35711	Chicago & Northwestern	6.75
35721	Burlington Route (CB&Q)	6.95
35731	Southern	6.50
35741	Chessie System	6.95
35751	New Haven	6.50
35761	Baltimore & Ohio	6.50
35771	Erie Lackawanna	6.50
35831	Pennsylvania	6.50
35891	Great Northern	6.50
35901	Conrail	6.25
35921	Canadian National	6.75
35931	Missouri Pacific	6.50



#35921




#35931

From the Collection of "HOseeker"



#36311



#36061

50' STAGGERED DOUBLE-DOOR BOX CAR

Item#	Roadname	Price
3600	Undecorated	6.00
36011	Great Northern	6.50
36051	Pennsylvania	8.25
36061	Reading	8.25
36081	Canadian Pacific	7.50
36091	Northern Pacific	7.50
36121	Southern	7.75
36251	Southern Pacific	8.25
36261	B&O Sentinel	7.50
36271	Santa Fe "El Captain"	8.95
36281	Santa Fe "Grand Canyon"	8.95
36291	Erie Lackawanna	6.95
36301	Vermont Railway	TBA
36311	New York Central	8.95
36331	Chicago, Burlington & Quincy	7.50
36341	Texas & Pacific	7.50

ACF 4-BAY CENTERFLOW COVERED HOPPER

Item#	Roadname	Price
3700	Undecorated	7.00
3716	FMC Chemical	8.25
3719	ECC America	8.25
3821	New York Central	8.25
3822	Rock Island	7.95
3823	Great Northern	8.35



#3823



#36701

50' MECHANICAL REFRIGERATOR REEFER

Item#	Roadname	Price
3650	Undecorated	6.00
36521	Bangor & Aroostook	6.25
36531	Burlington Northern	7.50
36541	Canadian National	8.25
36611	Pacific Fruit Express	8.75
36621	Swift Meats	7.75
36671	Santa Fe	7.95
36701	Tropicana	7.75
36711	Fruit Growers Express	8.25
36721	Burlington	7.75
36731	Western Fruit Express	7.75

From the Collection of "HOseeker"

ACF MODERN 4-BAY CENTERFLOW HOPPER

Item#	Roadname	Price
3950	Undecorated	8.25
3951	Burlington Northern	8.50
3952	Union Pacific	8.50
3953	Conrail	8.50
3954	ADM	8.75
3955	Norchem	8.50
3956	Carlson	8.75
3957	Chessie System	8.95
3958	A.E Staley	8.50
3959	American Hoechst	8.75
3960	Cargill	8.75
3961	Georgia Kaolin	8.75
3962	Chemplex Plastics	8.95
3963	Wisconsin Central	8.75



#3962




#37491

PIGGYBACK FLAT WITH 2, 24' TRAILERS

Item#	Roadname	Price
3740	Undecorated	7.00
37411	Sea Land	8.75
37421	Conrail	7.75
37431	L & N	8.75
37441	Southern Pacific	8.75
37451	Santa Fe	8.75
37461	Union Pacific	8.75
37481	Rio Grande	7.95
37491	Baltimore & Ohio	8.75
37501	NYC Pacemaker	8.95
37511	Pennsylvania	8.75
37521	REA Leasing	7.95
37531	American Pres. Lines	7.95
37541	Canadian National	9.95
37551	Canadian Pacific	8.75

3-BAY COVERED HOPPER

Item#	Roadname	Price
3722	Southern	6.75
3729	Central of Georgia	6.75
3730	Chicago & Northwestern	6.75
3731	Great Northern	6.75
3734	Burlington Northern	6.95
3735	Western Pacific	6.95
3736	Detroit, Toledo & Ironton	7.25
3737	Genesee & Wyoming	6.95
3738	Erie Lackawanna	7.25
3739	Jack Frost	7.25



#3737

PIGGYBACK FLAT WITH 40' TRAILER

Item#	Roadname	Price
3770	Undecorated	7.00
37721	Chicago & Northwestern	8.95
37731	Missouri Pacific	7.45
37741	Pennsylvania	8.95
37751	Santa Fe	9.25
37761	Pacific Fruit Express	9.25
37771	Canadian Pacific Express	8.75
37781	Nickel Plate Road	7.95
37791	B&O Trailer Service	9.95
37801	BC Rail	8.95



#37801

From the Collection of
"HOsecker"



#38011

FLAT CAR WITH STAKES

Item#	Roadname	Price
3800	Undecorated	6.00
38011	Burlington Northern	6.50
38021	B&LE	TBA
38031	Chesapeake & Ohio	6.50
38041	Canadian Pacific	6.50
38051	Erie	6.50
38061	SL-SF (Frisco)	6.25
38071	Great Northern	6.50
38081	Missouri, Kansas, Texas	6.50
38091	Northern Pacific	TBA
38101	Seaboard Air Line	6.25
38111	Southern	6.50
38121	Wabash	TBA
38131	Western Maryland	6.50
38141	Union Pacific	6.95

GATX® 40' AIRSLIDE

Item#	Roadname	Price
3850	Undecorated	8.00
38511	Santa Fe	8.25
38521	Southern Pacific	8.25
38531	Canadian National	8.25
38541	Southern	8.25
38551	Chicago & Northwestern	TBA
38561	Pennsylvania	8.25
38571	Boston & Maine	8.25
38581	Burlington Northern	8.25
38591	Union Pacific	8.50
38601	Western Maryland	8.25
38611	Conrail	TBA
38621	Milwaukee Road	TBA
38631	Golden Loaf	8.50
38641	Pillsbury	8.50
38651	Jack Frost	8.95



#38631

ACF 2-BAY CENTERFLOW®


Item#	Roadname	Price
3900	Undecorated	8.00
39021	Erie Lackawanna	8.25
39031	Burlington Northern	8.25
39041	Great Northern	8.25
39051	Union Pacific	8.25
39061	Seaboard System	8.25
39071	Norfolk & Western	8.25
39081	ACFX	8.25
39091	Southern Pacific	8.25
39101	Detroit & Toledo Shore Line	8.50
39111	Grand Trunk Western	TBA
39121	Corning	8.75
39131	Chicago & Northwestern	8.50
39141	Conrail	8.25
39151	Rio Grande	8.25
39161	CSX	8.25
39171	Montana Rail Link	8.75
39181	Missouri Pacific	8.50
39191	MKT	TBA



#39121

ATLAS O PRODUCTS

From the Collection of
"Husker"

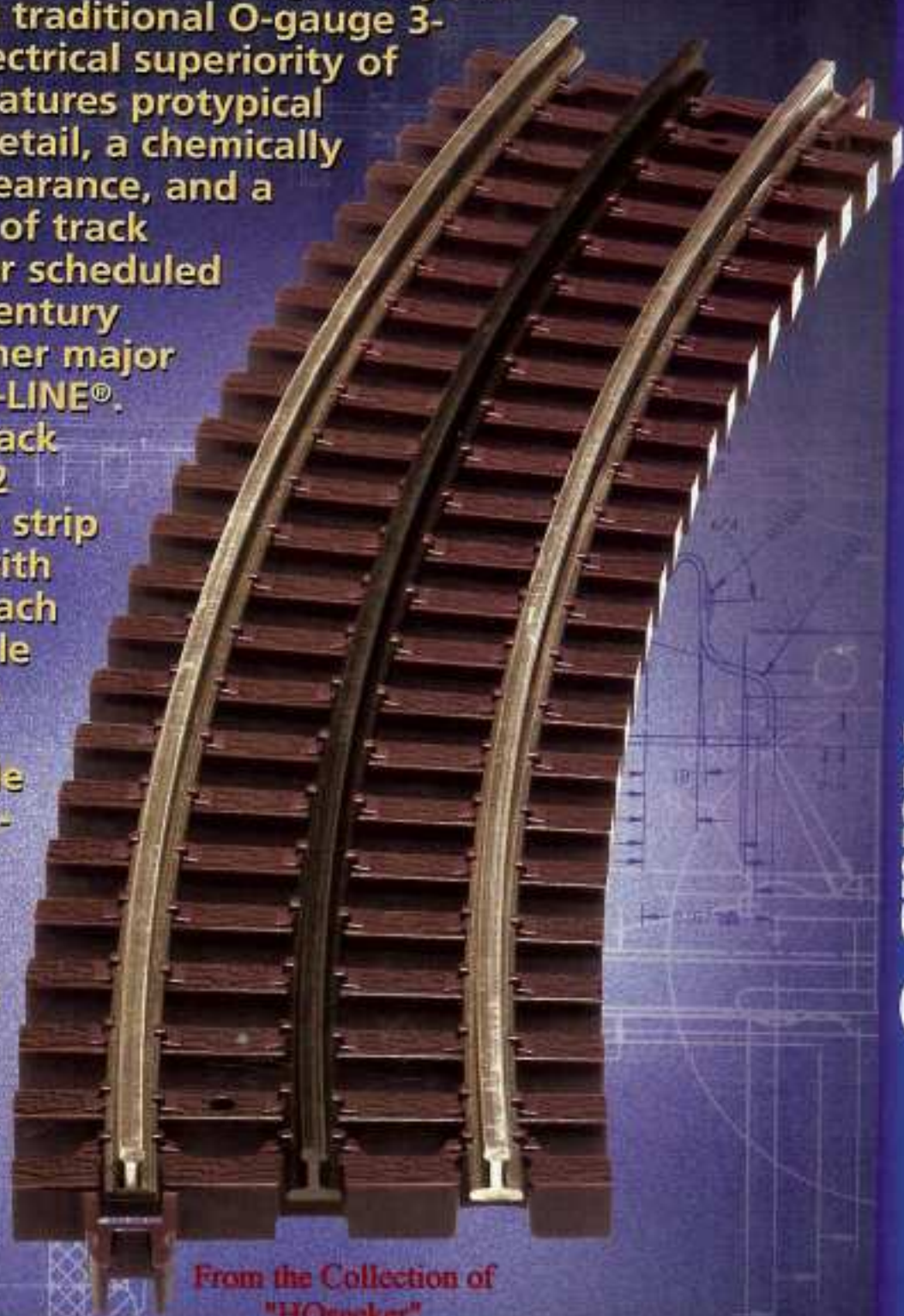


21st CENTURY TRACK SYSTEM™

Atlas O's new track system is the most realistic and versatile track system ever offered for O gauge trains. With geometry assisted by AutoCad, the 21st Century Track System™ will allow for even the most complex layout designs imaginable. The track is based on traditional O-gauge 3-rail track, with the added stability and electrical superiority of solid nickel silver rail. The track system features prototypical brown ties with fine tie plate and spike detail, a chemically darkened center rail for an authentic appearance, and a snap-lock system that holds two sections of track together securely. Using a transition joiner scheduled for release by the end of 1997, the 21st Century Track System® will be compatible with other major brands of tubular track like Lionel® and K-LINE®.

A highlight in the new 21st Century Track System is the non-derailing O-54 and O-72 switches which feature highly detailed tie strip & throw bar, cast metal frog and points with nut and bolt detail as on the prototype. Each switch is prewired and features a reversible switch machine. The spring tension of the points is adjustable for optimum performance. The O switches are fully compatible with Atlas Model Railroad Company's electrical components, seen on pages 20-21.

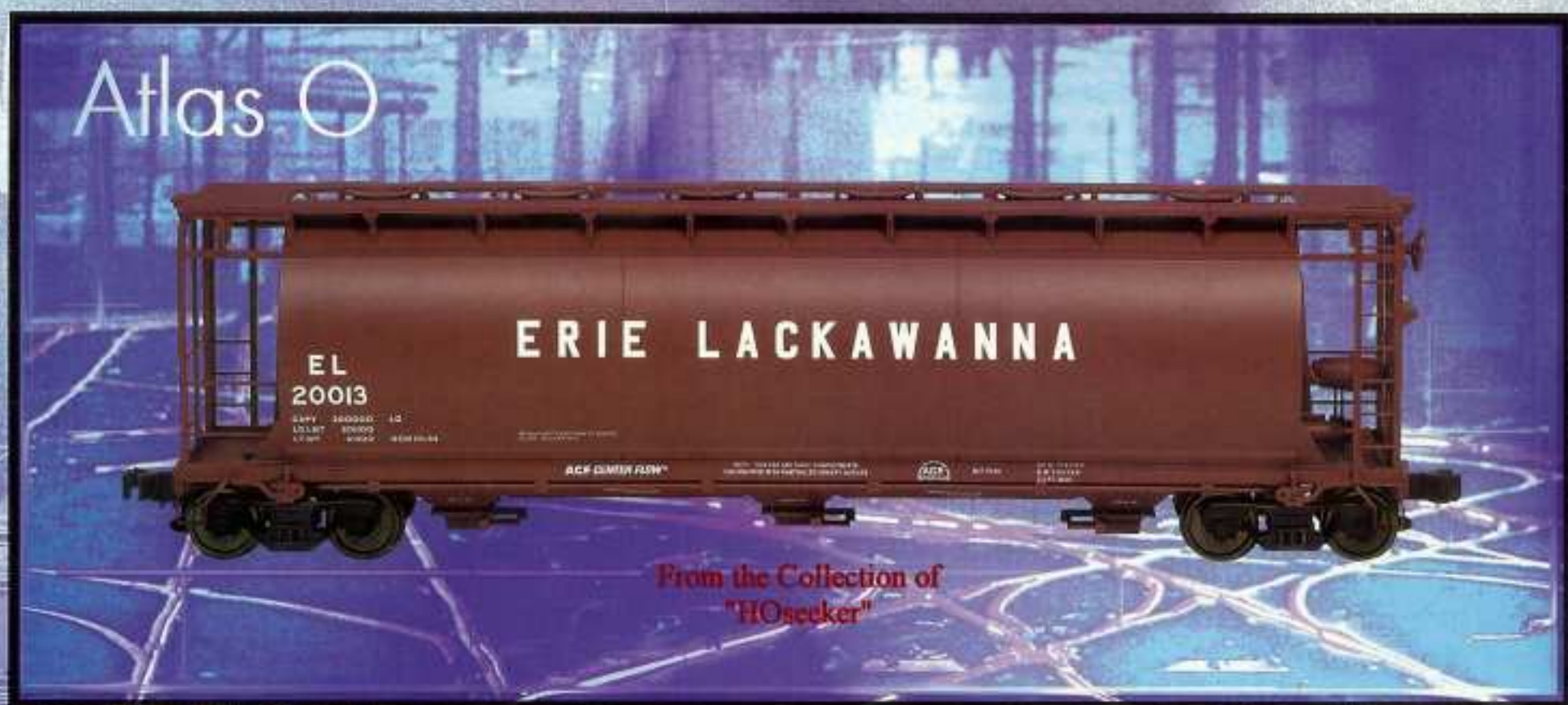
In the list below, items with pricing will be available in November/December 1997; items marked with TBA are scheduled for release in 1998. Check out the Atlas O web site for the latest news on new track section releases.



From the Collection of "HOsecker"



21st CENTURY TRACK SYSTEM™		
Item#	Description	Price
6050	10" Straight Section	3.25
6051	4 1/2" Straight Section	TBA
6052	1 3/4" Straight Section	TBA
6059	1 3/4" Uncoupling Section	TBA
6060	O-54 Full Curved Section (16 pcs. to create a circle)	3.25
6061	O-54 Half Curved Section	TBA
6062	O-72 Full Curved Section (16 pcs. to create a circle)	TBA
6063	O-72 Half Curved Section	TBA
6070	O-54 Lefthand Remote Switch	49.95
6071	O-54 Righthand Remote Switch	49.95
6072	O-72 Lefthand Remote Switch	TBA
6073	O-72 Righthand Remote Switch	TBA
6090	Terminal Joiners (1 pr/pkg)	2.25
6091	Rail Joiners - Nickel silver (16 joiners/pkg)	1.95
6092	Blackened Rail Joiners - Nickel silver (16 joiners/pkg)	1.95
6093	Plastic Insulated Rail Joiners (16 joiners/pkg)	1.50
6094	Track Screws (48/pkg)	1.95
6095	Transition Joiners	TBA

BIG O MOTIVE POWER & ROLLING STOCK

From the Collection of
"HOseeker"

This new line of rolling stock is just what **O** modelers deserve. The Big **O** Motive Power and Rolling Stock line will be produced according to the same high prototypical standards as Atlas Model Railroad Company's current line of HO & N scale rolling stock. The freight cars come 3-rail compatible, and with one simple modification are convertible for 2-rail operation. The trucks and couplers are diecast metal and are sprung and equalized.

The first Atlas **O** freight car will be a 3-Bay Cylindrical Hopper, due out in early 1998. Each roadname will be available in two road numbers.

The first Big **O** locomotive will be announced soon, and is scheduled for release in 1998.


O SCALE 3-BAY CYLINDRICAL HOPPER

Item#	Description	Price
6300	Undecorated	49.95
6301	Burlington	49.95
6302	Conrail	49.95
6303	Erie Lackawanna	49.95
6304	Missouri-Kansas-Texas	49.95
6305	Wayne Feeds	49.95
6306	W.R. Grace & Co.	49.95
6036	2-Rail Conversion Kit (includes four scale 36" wheel sets and two scale magnetic couplers)	TBA



THE FIRST BIG O LOCOMOTIVE COMING AT YOU IN '98

HILLSIDE STRUCTURE SERIES



Get ready to add authenticity to your O layout with this 1:48 scale structure kit. Made of styrene plastic, its parts are molded in appropriate colors, eliminating the need for painting. Only plastic compatible glue is required for assembly, made easy with step-by-step instructions.

Features included: highly detailed brickwork, authentic wood planking floor detail, switch levers and chimney on second floor, separately applied electrical conduits, and stairs with see-through ladder rungs. Other parts which can be applied included: broom, lantern, overhead entrance light, barrels, vent pipes, glazing with printed shades, eave supports, pre-printed water transfer decals, oil/fuel tank, tool shed and signs.

O SCALE SIGNAL TOWER

Item#	Roadname	Price
6900	Signal Tower	24.95



From the Collection of
"HOsecker"

UNLESS OTHERWISE

Visit our web site: www.atlasO.com