


# THE 1996 ATLAS CATALOG

From the Collection of  
"HOseeker"




\$1.00

**ATLAS**  
MODEL RAILROAD CO., INC.

# SO REAL-LOOKING, IT MUST BE...TRUE-TRACK

## HO SCALE



### AN INSTANT PLACE TO RUN YOUR TRAINS...

If you find yourself saying, "I want to run my trains, and I want to run them NOW," then Atlas' TRUE-TRACK™ is for you. TRUE-TRACK™ assembles easily, and can go just about anywhere (even the family room floor or dining room table).

### WHO SHOULD USE TRUE-TRACK?

TRUE-TRACK™ is perfect for beginners, or even intermediate modelers looking to save some time laying track. With TRUE-TRACK™ the hard parts are already done for you. No nails needed to tack the track to the roadbed (although holes are provided to tack the roadbed to your board, if desired), no glue needed to hold down the roadbed, and no messy substances needed to make the ballast stick to your roadbed! TRUE-TRACK™ comes completely ready-to-run. Simply lock the pieces of TRUE-TRACK™ together and lay them on your layout table. Now you're ready to run your trains - just 2 minutes after you started.

### SO WHY TRUE-TRACK?

1. TRUE-TRACK™ is very realistic looking. Each piece of TRUE-TRACK™ contains Atlas' fine-scale Code 83 track with brown ties and nickel silver rail, inserted into a low-profile, prototypical gray roadbed which has the appearance of being ballasted.
2. TRUE-TRACK™ is affordable.
3. TRUE-TRACK™ is adaptable as your desires change. True-Track offers you a few valuable options. First, you are able to pull up the track, paint the roadbed, then reinsert the track! Second, if you eventually want to take the time to use track in the traditional manner, you can take the pieces of Code 83 track out of the roadbed, place it on cork or rubber roadbed, nail it to a table, and ballast it yourself! Your investment in TRUE-TRACK™ lasts as long as you remain in the hobby.

### Pieces of True-Track™ to be released in 1995:

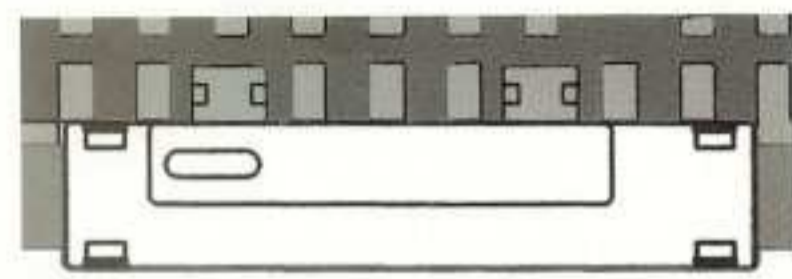
- #450 9" Straight section 4 pcs./pkg. - \$4.95 • #481 Snap-Switch - Remote, right - \$14.95 ea.  
#460 18" Radius section 4 pcs./pkg. - \$4.95 • #480 Snap-Switch - Remote, left - \$14.95 ea.  
#470 Bumper 2 pcs./pkg. - \$1.95 • #465 Terminal Joiner - \$1.75/pr.





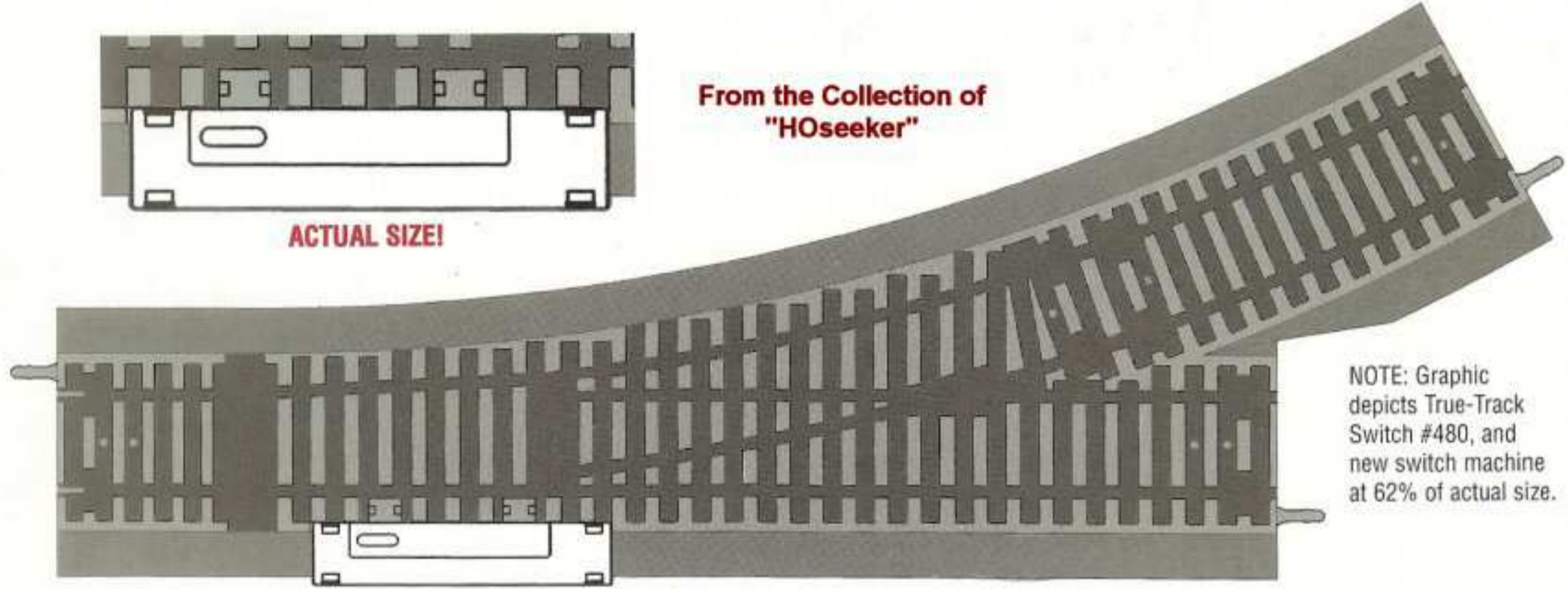
# MORE REALISTIC HO SWITCH MACHINE

## FOR TRUE-TRACK & CODE 83 SNAP-SWITCHES!



ACTUAL SIZE!

From the Collection of "HOseeker"



NOTE: Graphic depicts True-Track Switch #480, and new switch machine at 62% of actual size.

You've never seen an HO switch machine quite so small (1/3rd the size of current switch machines), and therefore soooo great looking! Atlas designers and mold makers worked for months to develop this all-new switch machine to add even more realism to our True-Track™ Snap-Switches®. This switch machine will also be added to our line of Code 83 switches seen on page 17.

Remote Switch Machine - \$6.95 ea. #484 Left • #485 Right

# CONTENTS

Introduction to Atlas Model Railroad Co .....	2
How to begin in HO and N scale model railroading .....	3

### ALL SCALES

Atlas Right Track® Software .....	18
Track Planning Templates .....	18
Track Basics (Definitions) .....	9
Atlas Parts & Service .....	27
Wiring Basics (Definitions) .....	19
Electrical Controls .....	20-21

### HO SCALE

Instruction/Reference Books .....	4
Starter Sets .....	4
HO Layout Packages .....	5-8
<b>CODE 100 TRACK</b> .....	<b>10-15</b>
Snap-Track® .....	10-12
Snap-Switches® .....	12
Custom-Line® Track .....	13
Code 100 Super-Flex Track® .....	14-15
Roadbed .....	15

<b>CODE 83 TRACK</b> .....	<b>16-17</b>
Super-Track 83 .....	16
Snap-Track® .....	17
Trackside Structures .....	22
Bridges, Piers & Accessories .....	23
Rolling Stock .....	24-25
Locomotives .....	26

### N SCALE

Instruction/Reference Books .....	28
Starter Sets .....	28
N Scale Layout Packages .....	29-31
Super-Flex Track® .....	32
Roadbed .....	32
Snap-Track® .....	33
Switches .....	34-35
Bridges & Piers, High Rises .....	36
Locomotives .....	37
Freight Cars .....	38-45



Cover photo taken on the Erie layout of Harold Werthwein. Starrucca Viaduct built by Harry McGowan. Cover shot and layout photos on pgs. 5, 24, 29 & 38 taken by Don Spiro.



# WHY CHOOSE ATLAS PRODUCTS?

Dear Sirs:

Just a few words regarding your newly released HO scale model G.E. U36C diesel locomotive: **WOW! FANTASTIC! QUIET! SMOOTH!** What else can I say except a big **"THANK YOU!"** - from a grateful Clinchfield Railroad fan and modeler.

Keep up the good work. We model railroaders do appreciate your efforts.

Sincerely,  
Wayne Hannan

To the Folks at Atlas:

I have been model railroading for 30 years, and have bought Atlas track, buildings and freight cars in HO and N scale. I have never been the slightest bit disappointed by Atlas' details, quality or price. **GREAT JOB!**

I hope all of you enjoy making great products as much as I enjoy using them...You all do beautiful work at a great price. **THANKS!**

Cordially,  
Tim, Atlas Customer


For over 50 years, the Atlas name has stood for quality, performance, value and service. We produce top quality model railroad track and roadbed, locomotives, rolling stock, structures, wiring components, accessories & layout instruction books; everything the beginner, intermediate and/or advanced modeler needs. Our products are manufactured both in the U.S.A. and abroad; our home office and factory is located in Hillside, NJ. Our products are sold in hobby shops and specialty stores all over the world.

From the Collection of  
"HOseeker"




## SCALE MODELS VS. TOY TRAINS

The epitome of serious modeling is to make the model look as much like the real thing as possible, even down to the smallest detail. The word used to describe the relationship between the model and the real thing is "prototypical." We strive to make each product as prototypically correct as possible. This is what separates model trains from "toy trains." Toy trains are made to look like a train, but they do not necessarily have all of the exact, detailed features and dimensions of an actual train. Model trains are exactly like the prototype, from the ladders, roof walks, brake gear, etc., to the paint, print and road numbers.



## OUR COMMITMENT TO SERVING YOU

In addition to high quality, prototypical products, we are known for providing outstanding customer service. We care about our customers, and do all we can to ensure your satisfaction. Your comments about our products are welcome, and we readily accept suggestions. Our staff members are happy to provide technical assistance, and they are always willing to answer your questions. So, if you ever need assistance of any sort, please call our Customer Service Department at (908) 687-0880.



# HOW TO BEGIN IN HO & N SCALE MODEL RAILROADING




Photo of HO & N scale PS-2, 2-Bay covered Hoppers.

From the Collection of "HOseeker"

## "How do I choose which scale to model?"

So, you're new to the hobby and need to know where to begin in the wonderful world of model railroading. First, you have to decide which scale you'd like to model. All Atlas products are accurate scale replicas of real trains, track, freight cars, etc.. That means that an Atlas HO locomotive is  $1/87$ th the size of a real train; it is  $1/87$ th as long,  $1/87$ th as tall, and in every dimension its proportions are 1:87. In the same manner, an N scale locomotive is  $1/160$ th the size of a real train. Please see the photo above which shows you the difference between HO and N scale freight cars.

HO scale happens to be the most popular scale because it has been around longer and therefore offers a wider range of products. However, that is not to say that N scale doesn't have many fans. In fact, there are many N scale enthusiasts, and they are growing in number. N scalers include those who live in apartments and/or have small spaces in which to build their layout. The prices of HO and N scale products do not differ significantly. Therefore, the space you have for your railroad may help you decide which scale to model.



## "What's the easiest way to choose & build my first layout?"

Once you've chosen a scale, the next step is to choose a layout plan that interests you so you can begin creating your first model railroad. We have 54 layout designs in HO and N scale which are published in six layout instruction books, geared toward model railroaders of all skill levels. Each book contains detailed instructions on how to build each of a number of layouts. They contain information from which Atlas products to buy, to tips on benchworking, track laying, wiring and scenicking your layout.

**For a look at some of the most popular layouts, see pages 6-8 for HO and pages 29-31 for N scale. Our instruction books can be found on pages 4 (HO) and page 28 (N) of this catalog.**

## "Can I choose some trains now?!"

After you've chosen a track plan, bought the Atlas track products necessary, and built your layout, you can finish it off with what it takes to make your railroad run - TRAINS! The type of trains you run will depend on the type of model railroader you want to be. Some model railroaders like to model a certain time period, like pre-1900, the steam era or modern day. They build their layout, create the scenery and run trains that correspond to the chosen era. Others model after an actual American railroad, maybe Burlington Northern or Union Pacific, and they buy trains accordingly. And yet others



just enjoy operating nice-looking, good-running locomotives and cars 'round and 'round their layout. Whatever you choose to model, and however serious you want to be, Atlas has a variety of products to help you enjoy the hobby of model railroading. So go ahead and have fun! On the following pages you'll find pictures, prices, descriptions and explanations of our products in HO and N scale.

**YOU'RE ON THE RIGHT TRACK...WITH ATLAS!®**

# GETTING STARTED IN HO

## LAYOUT INSTRUCTION BOOKS

To help you get started building a layout that suits you, Atlas offers layout instruction books for beginner, intermediate & advanced model railroaders. Each layout book is aimed at a specific skill level and


contains a variety of interesting railroad plans along with step-by-step instructions on building a layout table, laying down roadbed and track, wiring and scenery techniques for each layout.




- ▶ **#09 ATLAS' BEGINNER'S GUIDE TO HO MODEL RAILROADING**  
**\$3.95**  
 Beginner (Level 1).  
 44 pages.  
 Layouts HO-1 – HO-12



- ▶ **#11 HO LAYOUTS FOR EVERY SPACE**  
**\$4.95**  
 Intermediate (Level 2).  
 52 pages.  
 Layouts HO-13 – HO-23



- ▶ **#13 SEVEN STEP-BY-STEP HO RAILROADS.**  
**\$4.95**  
 For All Skill Levels (Levels 1-3).  
 52 pages.  
 Layouts HO-24 – HO-30




- ▶ **#14 HO KING-SIZE PLAN BOOK \$6.95**  
 Advanced (Level 3).  
 68 pages.  
 Four track plans in the #14 book fold out to become 11" x 17". This format makes them easy to see and follow.  
 Layouts HO-31 – HO-36

## REFERENCE BOOKS FOR ALL SCALES



- ▶ **#03 PARTS CATALOG \$5.00**  
 Contains exploded diagrams of Atlas locomotives with part numbers labeled for easy identification. Complete list of available parts and prices for all locomotives, freight cars, and miscellaneous products. Some assembly, repair and maintenance information included. Easy parts order form and ordering instructions provided. If you own or plan to buy an Atlas locomotive, this manual is a MUST.



- ▶ **#12 THE COMPLETE ATLAS WIRING BOOK \$4.95**  
 For All Skill Levels, 56 pgs.  
 Atlas' Electrical Wiring System is made easy through step-by-step instructions on how to install and use our quality components on any layout. Starts beginners with the basics of wiring, and takes advanced modelers through complex wiring operations. Over 100 diagrams complimented by a complete glossary.

From the Collection of "HOseeker"

## HO TRACK STARTER SETS

The HO Starter Sets for Code 100 and Code 83 are a snap for beginners to assemble. Each contains enough Snap-Track® and components to assemble a 40" x 56" layout. Easily expandable as your skill level advances. Complete assembly instructions provided. Power pack not included (See page 20).

**\$27.95 ea.**

- #88 SNAP-TRACK® CODE 100\*, nickel silver rail w/ black ties  
 #588 Code 83\* SNAP-TRACK® - nickel silver rail w/ brown ties

\*Atlas Code 83 has finer ties and smaller rail than Atlas Code 100. For a complete explanation of the difference between Atlas Code 100 and Atlas Code 83, please refer to page 9.

**NOW AVAILABLE!**



# FUN TO BUILD • EXCITING TO OPERATE

## • FANTASTIC HO LAYOUTS! •

From the Collection of  
"HOseker"

### HELPFUL HINTS FOR CHOOSING A LAYOUT

#### 1. Choose one that suits your skill level

Decide whether you are a beginner, intermediate or advanced model railroader and choose a layout accordingly.

#### 2. Choose one that suits your interest level

You may like the looks of a flat railroad or one with lots of bridges and piers; you may prefer one mainline or two; maybe you want to be able to run one train or three at the same time; or perhaps you like a layout with less track, and a whole lot of room for scenery. These types of things will determine which layout will be best for you. Different plans offer you a variety of these options.

#### 3. Choose one that fits the space you have available

If your wife (or husband as the case may be), or Mom and Dad only

gave you the left corner of the spare bedroom in which to put your layout, don't worry, we have a track plan that will fit. On the other hand, if you are lucky enough to have the whole basement, we have extensive, large plans for you. Whatever you do, do not attempt to put a large railroad in a small space, it will only cause you undue frustration later on.

#### 4. Choose one that fits your budget

The track and electrical components that make up Atlas layouts range in price from \$75.00 to \$700.00. The more complex a layout is, the more products you will need, the more it will cost. Some railroads can be built in sections, so you can buy products bit by bit. For others, you must put the whole thing together before you can run your trains.

# FANTASTIC HO LAYOUTS

Atlas has designed and tested 36 HO layouts which appear in four layout instruction books (seen on page 4) . Each layout is accompanied by easy-to-follow track plans, complete building instructions, and a list of all Atlas track and electrical products required to build the layout.

**On the next three pages are a few of the most popular Atlas HO layouts. Layout packages include track products (including switches and bridges) and electrical controls.**

**Complete building instructions and Atlas products required for construction can be found in the layout instruction book listed next to each layout graphic.**

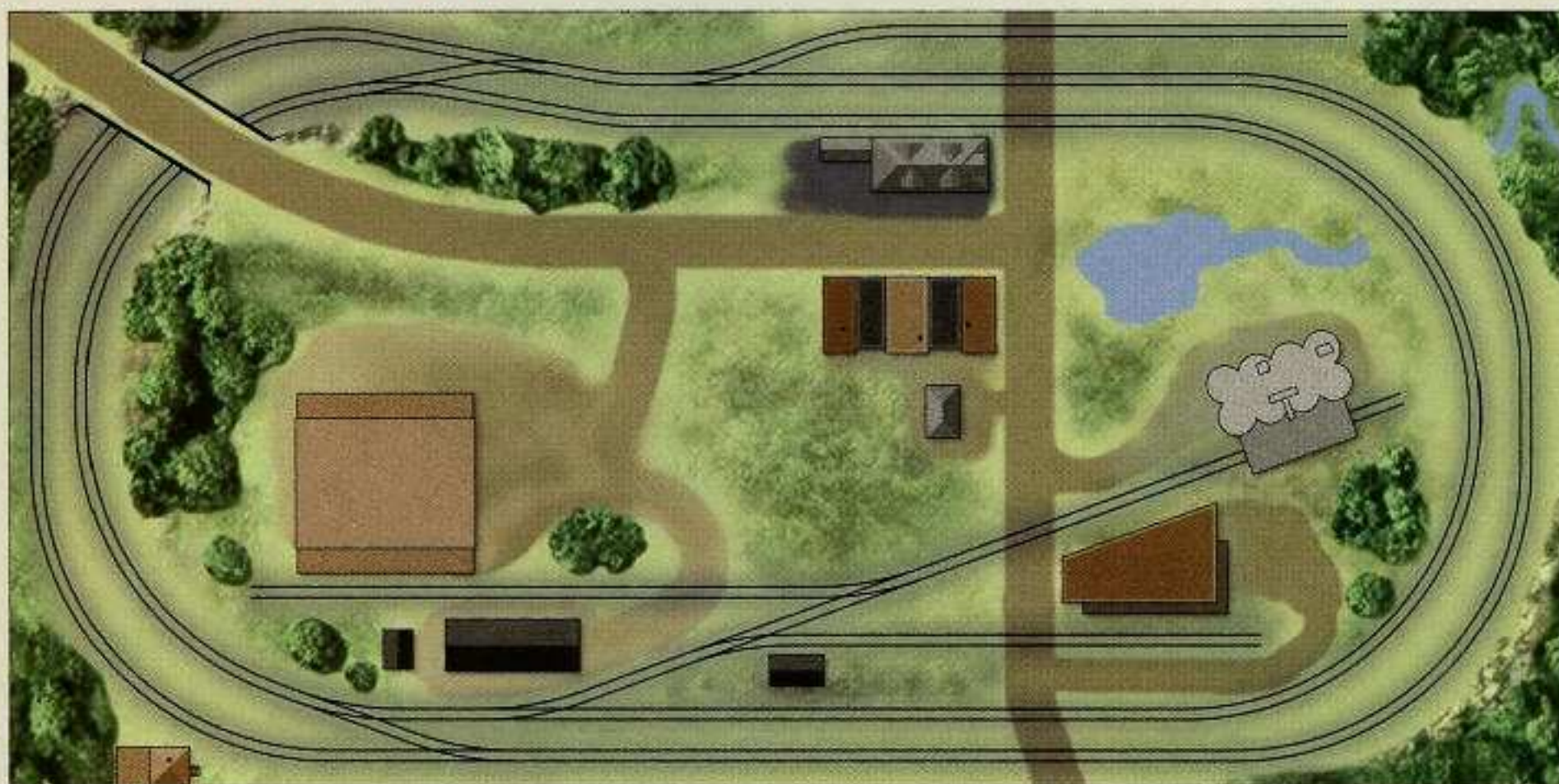


Table Size - 4' x 6'

**LAYOUT HO-6 • THE TRUNK LINE**    **\$167.95** ▲  
**With Power Pack**                    **\$200.90**

**Skill level:** Beginner

This plan & a detailed list of "Atlas Products Required," can be found in Book #9: *Beginner's Guide to HO Model Railroading*

**Summary of Atlas products included in package:**

- Over 72 pieces of track (including bumpers & rerailers)
- 8 Remote Snap-Switches®
- 2 Selectors
- Necessary amount of rail joiners & track nails

**From the Collection of  
 "HOseeker"**

**HO-10 THE YARDMASTER**            **\$147.50**  
 With Power Pack                    **\$180.45**

**Skill level:** Beginner

This plan and a detailed list of "Atlas Products Required" can be found in Book #9: *Atlas' Beginner's Guide to HO Model Railroading*

**Summary of Atlas Products Included in Layout Package**

- Over 64 pieces of track (including bumpers, rerailers & crossing)
- 6 Remote Snap-Switches®
- 2 Selectors
- Necessary amount of rail joiners and track nails

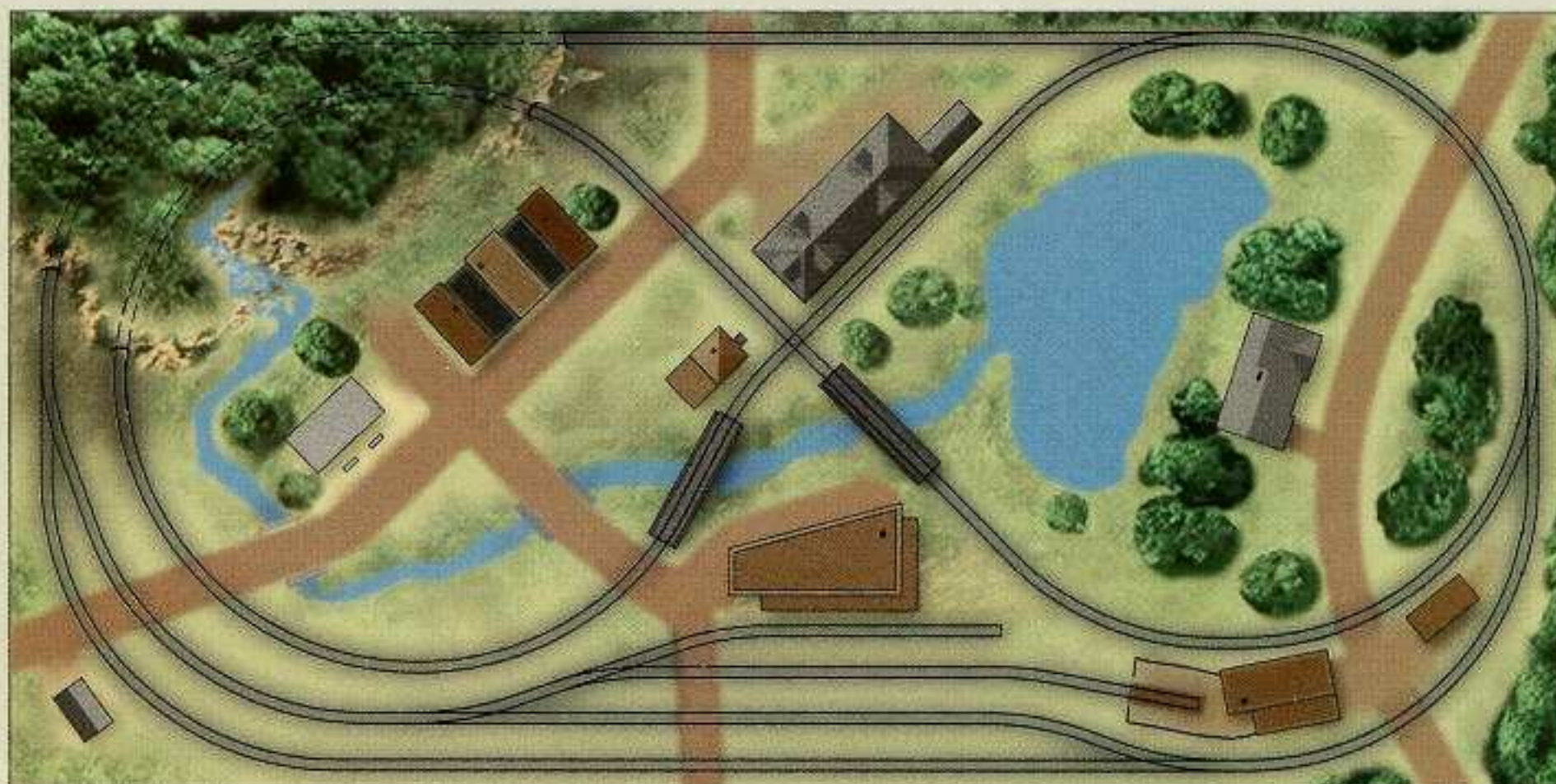


Table Size - 4' x 8'



# FANTASTIC HO LAYOUTS

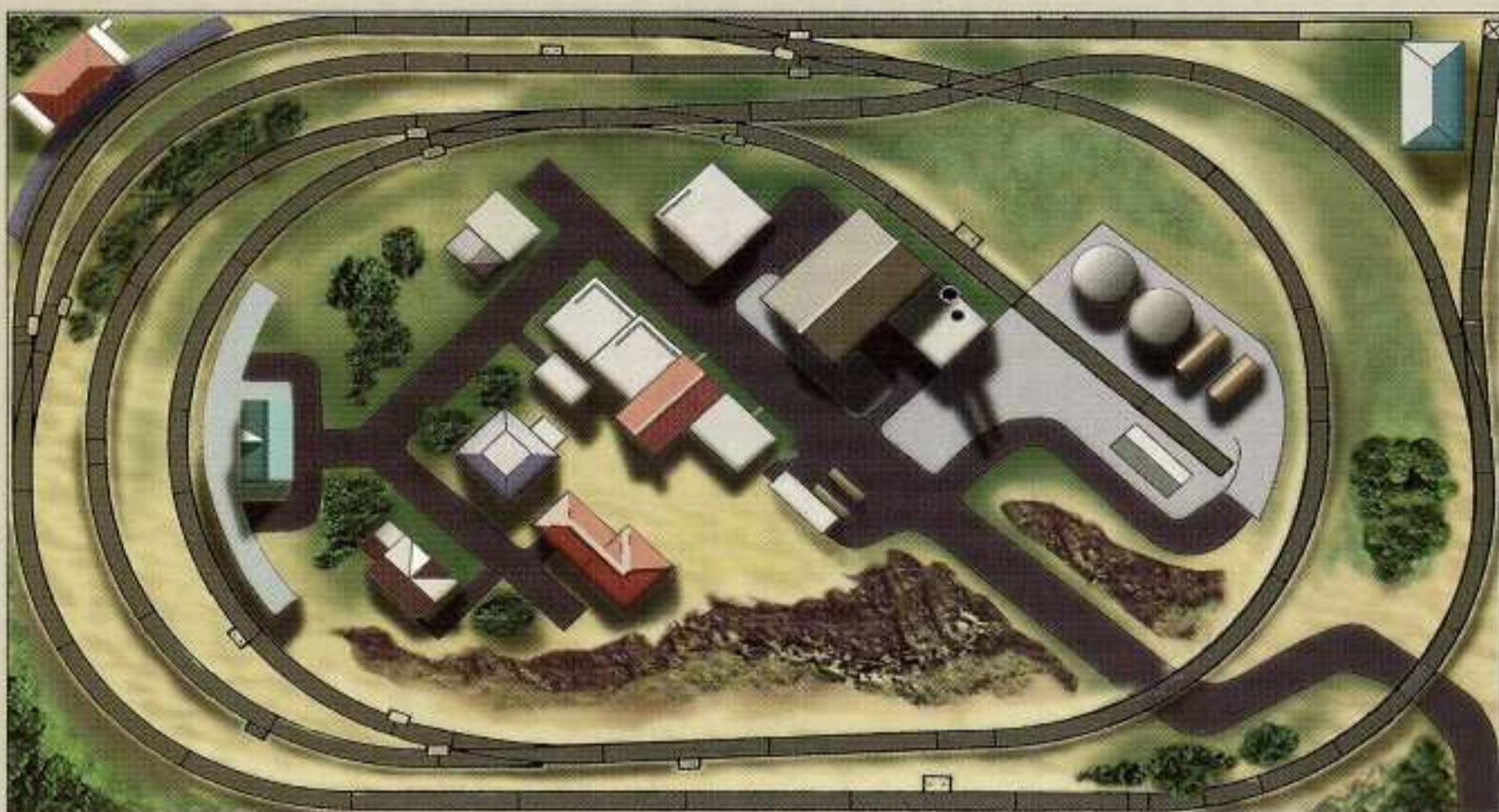


Table Size - 4' x 8'

**LAYOUT HO-25 • GREAT EASTERN TRUNK** **\$378.90** ▶  
**With Power Pack** **\$411.90**

**Skill level:** Intermediate

This plan & a detailed list of "Atlas Products Required," can be found in Book #13: *Seven Step-by-Step HO Railroads*

**Summary of Atlas products included in package:**

- Over 92 pieces of track (including bumpers & rerailers)
- 13 Custom-Line® Turnouts
- 13 Remote switch machines
- Turntable & motor drive unit
- 14 Electrical controls (inc. selectors, controllers & switch control boxes)
- Necessary amount of rail joiners & track nails

▶ **HO-15 MINIMUM-SIZE TWICE AROUND** **\$198.50**  
 ▲ **With Power Pack** **\$231.45**

**Skill level:** Intermediate

This plan and detailed list of "Atlas Products Required" can be found in Book #11: *HO Layouts for Every Space*

**Summary of Atlas Products Included in Layout Package**

- Over 67 pieces of track (including bumpers, rerailer & crossing)
- 7 Custom-Line® Turnouts
- 7 Remote switch machines
- 8 Electrical components (inc. selectors and switch control boxes)
- Necessary amount of rail joiners and track nails

From the Collection of  
 "HOseeker"

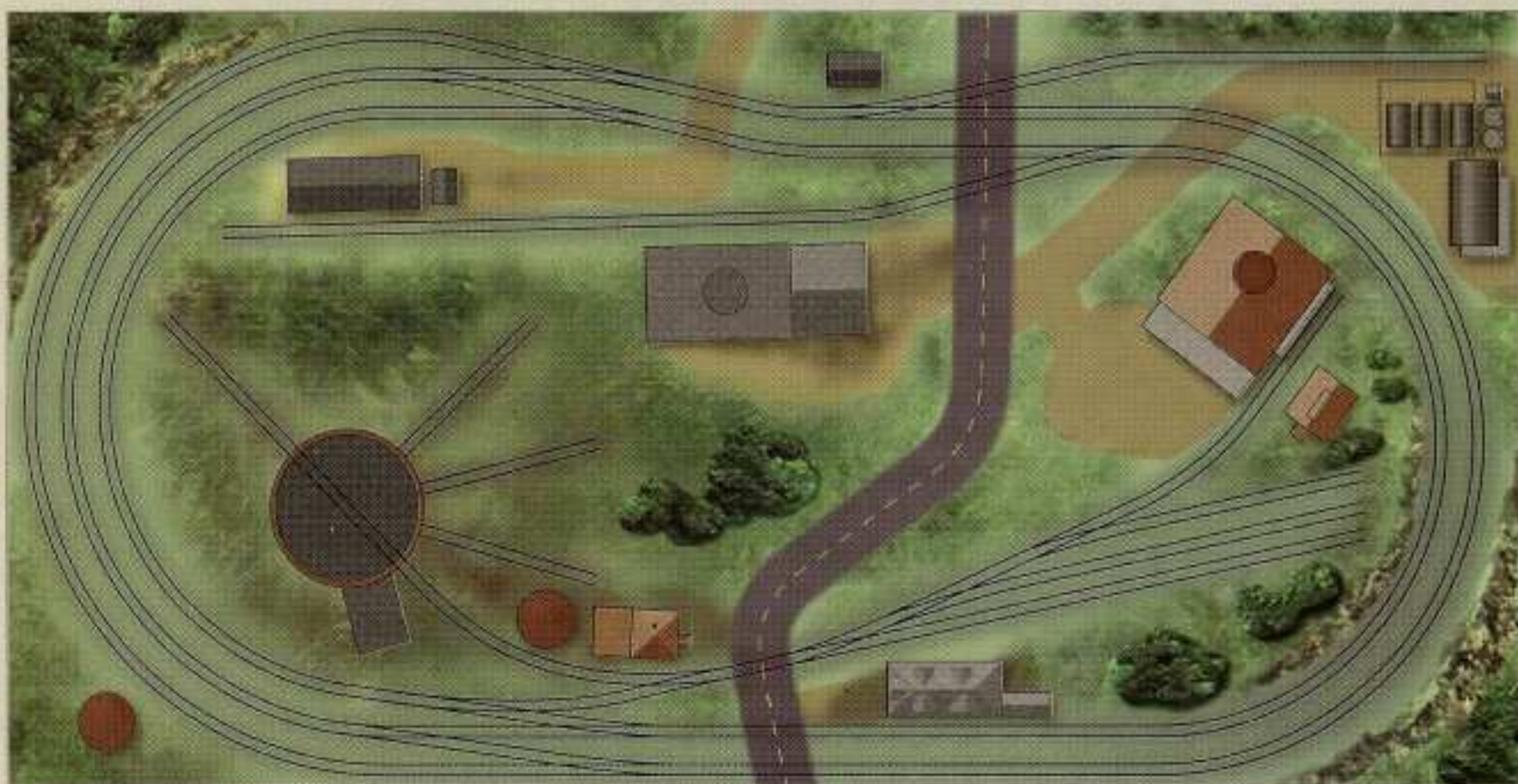


Table Size - 4' x 7'

# FANTASTIC HO LAYOUTS



Table Size - 5' x 9'

**LAYOUT HO-28 • GRANITE GORGE & NORTHERN**   
**\$403.95**      **With Power Pack \$436.90**

**Skill level:** Advanced

This plan & a detailed list of "Atlas Products Required," can be found in Book #13: *Seven Step-by-Step HO Railroads*

**Summary of Atlas products included in package:**

- Over 110 pieces of track (including bumpers & rerailers)
- 2 Custom-Line® Crossings
- 12 Custom-Line® Turnouts
- 12 Remote switch machines
- 15 Bridges, 14 Bridge Piers
- 15 Electrical controls (inc. Controllers & Selectors)
- Necessary amount of rail joiners & track nails

**From the Collection of  
"HOseeker"**

**LAYOUT HO-31 • WATERLEVEL WESTERN**   
**\$239.95**      **With Power Pack \$272.90**

**Skill level:** Intermediate

This plan & a detailed list of "Atlas Products Required," can be found in Book #14: *HO King-Size Plan Book*

**Summary of Atlas products included in package:**

- Over 60 pieces of track (including bumpers & rerailers)
- 4, 36" Sections Super-Flex® Track
- 2 Custom-Line® Crossings
- 6 Custom-Line® Turnouts
- 6 Remote switch machines
- Turntable & motor drive unit
- 9 Electrical controls (inc. Selectors, Controller, Switch Control Boxes)
- Necessary amount of rail joiners & track nails



Table Size - 4' x 8'

**\*All layout packages on pages 6 - 8 are available in black track with nickel silver rail or brown track with nickel silver rail.**

# EASY-TO-UNDERSTAND ATLAS TRACK BASICS

## FOR ALL SCALES

### Terms to Know

**Nickel Silver** - A silvery colored metal alloy consisting of copper, zinc and nickel. A good electrical conductor.

**Radius** - The measurement from the center point of a circle to its edge. To give an example related to model railroad track, when enough pieces (12 to be exact) of 18" radius track are connected, they will form a circle with an 18" radius. In model railroading, the radius is always measured from the center of the circle to the center of a piece of track (the exact middle of the rails). Radius is important because many locomotives have a minimum radius around which they can run. That means that the locomotive is too big to fit around curves that are too sharp.

**Switch** - Also called a turnout, it is a section of track with movable rails to redirect a train from one track to another. (A switch can also be an electrical device.)

**Points** - The moving portion of a turnout or switch; usually two connected short rails in a turnout that move to change a train's route.



**Switch Machine** - A device, either manual or electrical (remote), connected to the points of a turnout to change the setting of the route.

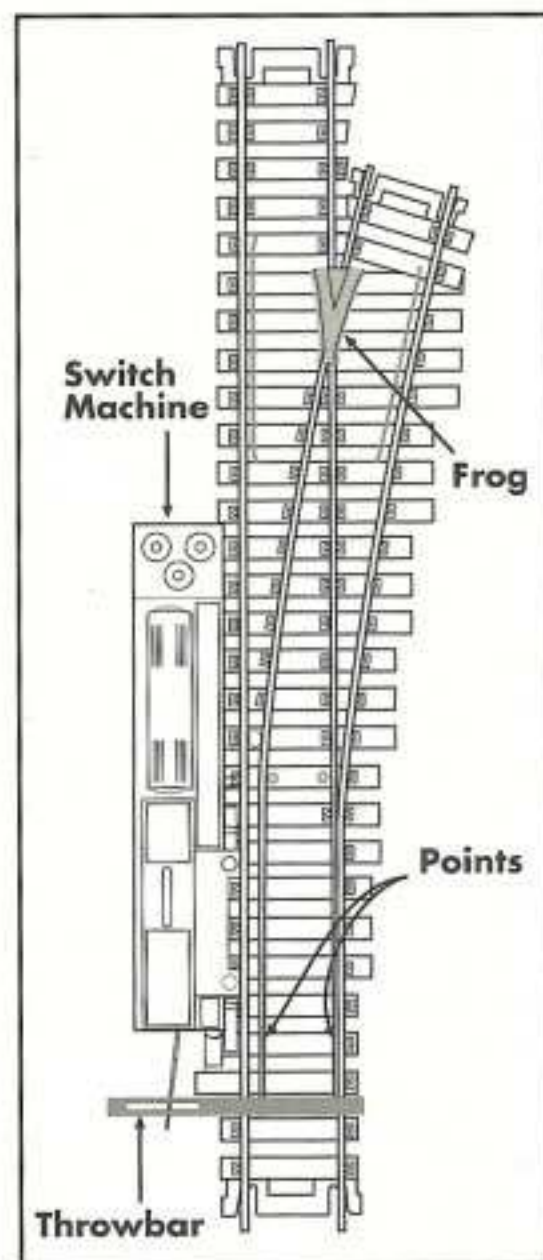
**Frog** - The location where two rails cross each other in a switch (turnout) or crossing. Some turnouts have metal frogs and some have plastic. Metal frogs can be powered, plastic frogs cannot.

**Throw bar** - The bar connecting the two point rails in a turnout. When you slide the throwbar from one side to the other, you are "throwing" the switch, routing the rails, and therefore the train, in a different direction. The operation of throwing a switch can be done manually (by hand) or remotely (using an electrical device).

**Terminal section** - Also known as terminal track. A section of model railroad track with attachments for wire to allow electricity to flow from the power pack to the rails. Terminal sections may be straight or curved. **For more information on wiring and electrical controls, see pages 20 & 21.**

**Crossing** - A special track piece that permits two tracks to cross one another, but does not allow trains to move from one track to the other. **HO Crossings can be seen on pages 10 & 13.**

**Siding** - A side or secondary track, also called a "spur."





From the Collection of  
"HOseeker"

## SOME FACTS ABOUT ATLAS HO TRACK

### What is the difference between Atlas Code 83 and Atlas Code 100 track?

We carry two types of HO track: Code 100 and Code 83. We produce a full line of Code 100 track products which can be used to build many interesting layouts, including those in our layout instruction books (books can be seen on pages 4 & 28). Our Code 83 line is continually being developed, and does not include as many products as the Code 100 line. Although our Code 83 track can be used to build many layouts, it cannot currently be used to build all the layouts in our instruction books.

The code of a piece of track is the height of the rail in thousandths of an inch. Code 83 rail is .083" high whereas Code 100 rail is .100" high. In addition to the height of the rail being smaller, our Code 83 has finer ties and rail, making it more exact to-scale and therefore more prototypical. Code 83 only comes with brown ties and nickel silver rail. Our HO Code 100 track comes in black or brown ties, and nickel silver rail. Brown ties are more prototypical. Code 100 is on the following pages; **Code 83 can be seen on pages 16 & 17.**



**YOU'RE ON THE RIGHT TRACK...WITH ATLAS!®**

# IT'S EASY AND FUN TO BUILD YOUR

## HO CODE 100 SNAP-TRACK®

**Atlas is the leading manufacturer of model railroad track, worldwide. You will find that our track is easy to use & will last on your layout for years.**

**\*All HO Code 100 track comes with black ties or brown ties with nickel silver rail.**

From the Collection of  
"HOseeker"

### STRAIGHT SNAP-TRACK® SECTIONS

Description	Black.	Brown	Price
9" (6 pcs./pkg.)	#821	#90821	<b>\$4.00</b>
6" (4 pcs./pkg)	#822	#90822	<b>\$2.15</b>
3" (4 pcs./pkg)	#823	#90823	<b>\$2.15</b>
1 1/2"(4 pcs./pkg.)	#825	#90825	<b>\$2.15</b>

#821



#833

### BULK TRACK

Atlas also offers the following HO Snap-Track® pieces in bulk (no packaging). Pricing is per single piece.

Description	Black	Brown	Price
9" Straight	#150	#90150	<b>\$.62</b>
15" Radius	#151	#90151	<b>\$.62</b>
18" Radius	#152	#90152	<b>\$.62</b>
22" Radius	#153	#90153	<b>\$.62</b>
Rerailer	#155	#90155	<b>\$1.25</b>

### CURVED SNAP-TRACK® SECTIONS

15" and 18" radius circles require 12 full sections.  
22" radius circle requires 16 full sections

Description	Black	Brown	Price
15" radius (6 pcs./pkg.)	#831	#90831	<b>\$4.00</b>
1/2-15" radius (4 pcs./pkg.)	#832	#90832	<b>\$2.15</b>
18" radius (6 pcs./pkg.)	#833	#90833	<b>\$4.00</b>
1/2-18" radius (4 pcs./pkg.)	#834	#90834	<b>\$2.15</b>
1/3-18" radius (4 pcs./pkg.)	#835	#90835	<b>\$2.15</b>
22" radius (6 pcs./pkg.)	#836	#90836	<b>\$4.00</b>


### SNAP CROSSINGS

Each leg is 6" long. **See page 13 for Custom-Line® Crossings available in many other angles of intersection.**


#839 30° Black ties **\$5.40**

#90839 30° Brown ties **\$5.40**

#839



#845



### TERMINAL SECTIONS

For quick, solderless connections from the power pack to track. **See also pre-wired #842 Terminal joiners on page 11.**

Description	Black	Brown	Price
9" straight	#840	#90840	<b>\$2.65 ea.</b>
18" radius curved	#845	#90845	<b>\$2.65 ea.</b>

**YOU'RE ON THE RIGHT TRACK...WITH ATLAS!®**

# LAYOUT WITH ATLAS HO SNAP-TRACK®!

From the Collection of  
"HOseeker"


## HO CODE 100 SNAP-TRACK®

### BUMPER (2 pieces per pack) ▶

Realistic way to keep your equipment from rolling off the ends of sidings. Overall length 3 5/8"

#843 Black ties **\$2.15**

#90843 Brown ties **\$2.15**



#849



### RERAILER (3 pieces per pack)

A sweep of the hand places rolling stock on rails. Automatically rerais derailed equipment in hard to reach hidden areas.

#844 Black ties **\$4.30**

#90844 Brown ties **\$4.30** ▶

#844



### RAIL JOINERS ▶

Rail joiners are small clips used to join two sections of track mechanically. They come in metal (nickel silver) which also connects the rails electrically, and plastic which are insulated to isolate the two sections of track electrically.

#170 Nickel silver (48 per pkg.) **\$1.65**

#55 Plastic Insulating (24 per pkg.) **\$1.00**


#842 Terminal Joiners (1 pr., nickel silver) **\$1.75**

Terminal Joiners are rail joiners with wires attached to allow electricity to flow from the power pack to the rails.

#170



#55



#842



### #2540 TRACK NAILS **\$2.70** ▶

(approx. 400 per 2 oz. package)

Used to attach track or roadbed to layout table.




### ▶ SNAP-TRACK® ASSORTMENT

Includes two each of 6 short pieces; 3/4", 1", 1 1/4", 1 1/2", 2" and 2 1/2"

#847 Black ties **\$2.60**

#90847 Brown ties **\$2.60**

#847



**YOU'RE ON THE RIGHT TRACK...WITH ATLAS!®**



# QUALITY AND PRECISION

## HO CODE 100 SNAP-SWITCHES®

**\*All HO Code 100 track comes with black ties or brown ties and nickel silver rail.**

### From the Collection of "HOseeker"

#### ◆ SNAP-SWITCHES® - REMOTE CONTROL

These switches have a remote control switch machine attached so you can wire the switch to be "thrown" (changing the direction of the rail), from your control panel, rather than from the switch itself. Comes with a 1/3 18" radius section, making the curved leg equal to a regular 18" radius section. Adding passing tracks and sidings is simple since Atlas Snap-Switches® will fit wherever you have 9" straight or 18" radius curved sections.



Description	Black	Brown	Price
Lefthand	#850	#90850	<b>\$11.85</b>
Righthand	#851	#90851	<b>\$11.85</b>



#### ◆ SNAP-SWITCHES® - MANUAL

Manual switches can only be "thrown" (changing the direction of the rail) by flipping a lever on the switch by hand. Manual Snap-Switches® can be easily converted to remote control with #52 Lefthand and #53 Righthand switch machines. Manual Snap-Switches® come with a manual switch machine.

Description	Black	Brown	Price
Lefthand	#860	#90860	<b>\$7.60</b>
Righthand	#861	#90861	<b>\$7.60</b>



#### SWITCH MACHINES - REMOTE CONTROL **\$5.95**

(Pictured above attached to switch #850)

Snap-on remote switch machines will quickly and easily convert any Atlas HO switch to remote control. With a remote control switch, you can wire the switch to be "thrown" (changing the direction of the rail) from your control panel, rather than from the switch itself.

- #52 Lefthand, black                      #90052 Lefthand, brown
- #53 Righthand, black                    #90053 Righthand, brown

#### SWITCH MACHINES - MANUAL **\$1.75**

(Pictured above attached to switch #861)

With a manual switch machine attached to your switch, you can flip a lever by hand and change the direction of the rail.

- #62 Lefthand, black                      #90062 Lefthand, brown
- #63 Righthand, black                    #90063 Righthand, brown

#### #65 UNDER-TABLE SWITCH MACHINE **\$5.95**

Nicely hides beneath your layout so you can throw your switches without being seen. Can be used with all Atlas (and many other) HO and N scale switches. **Please see page 19 for drawing and usage instructions.**



**YOU'RE ON THE RIGHT TRACK...WITH ATLAS!®**

# HO CUSTOM-LINE® TRACK

## HO CODE 100

### HO CUSTOM-LINE® CROSSINGS \$5.40 each

Precisely engineered angles of intersection to solve most crossing requirements. For double crossovers use the 25° crossing with #4 Custom-Line Mark 3 Turnouts, or the 19° crossing with #6 turnouts. The 12 1/2° and 19° crossings are especially suited for junctions between double-track mainlines. A wide variety of single and double-track wyes and many other arrangements appear in **Atlas layout instruction books on page 4.**

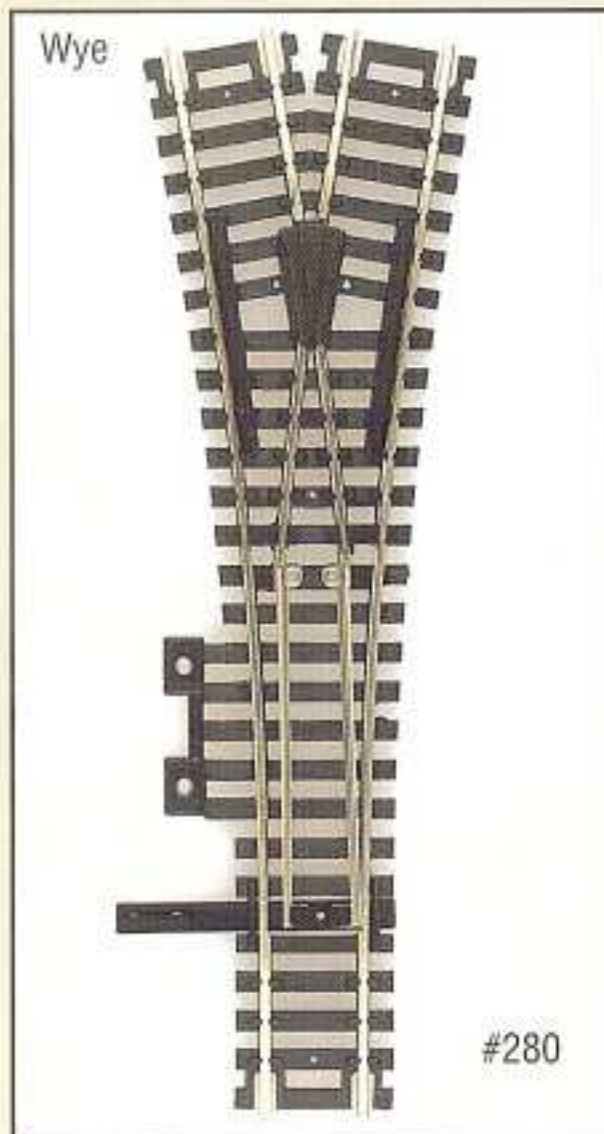
**\$5.95 each**

### What is the difference between Custom-Line® Switches and Snap-Switches®?

**1.** Custom-line® Switches are #4, #6 or Wye switches. The track section of the Atlas #4 switch splits at an angle of 12 degrees and 50 minutes; for #6 switches that angle is 9 degrees, 30 minutes; and for Wye switches it is 19 degrees, 12 minutes. This angle determines how sharp of a turn the switch (and therefore your trains) will make. For Snap-Switches®, we talk about the 18" radius that the switch is designed to create. If a Snap-Switch® is connected to 18" radius curved sections of track, a complete circle will result.

**2.** Custom-line® Switches have metal frogs that can be powered if necessary. Snap-Switches® have plastic frogs which cannot be powered.

**NOTE:** A Snap-Switch® and a #4 Custom-line Turnout are not interchangeable in Atlas layout plans.





### What is the difference between a #4 and a #6 Custom-Line Turnout?

The difference is the angle at which the two tracks diverge or split. With #4 turnouts, the tracks diverge at a sharper angle than the #6's. Therefore, the type of switch you use may be determined by the space you have for your layout.

### CUSTOM-LINE® MARK 3 TURNOUTS

Description	Black	Brown	Price
Wye Turnout	#280	#90280	<b>\$8.90</b>
#4 Turnout - Left	#281	#90281	<b>\$8.90</b>
#4 Turnout - Right	#282	#90282	<b>\$8.90</b>
#6 Turnout - Left	#283	#90283	<b>\$8.90</b>
#6 Turnout - Right	#284	#90284	<b>\$8.90</b>



**YOU'RE ON THE RIGHT TRACK...WITH ATLAS!®**

# HO SUPER-FLEX TRACK®

**CODE 100**

From the Collection of  
"HOseeker"

## Some Straight Talk About Atlas' Super-Flex Track® ...

Atlas' **Super-Flex Track** is our most popular product, known world-wide for its versatility and, of course, flexibility. The innovation, which remains unparalleled to this day, was patented by Stephan Schaffan, Jr. the founder of Atlas Tool Co.. What makes Atlas' **Super-Flex Track** so unique is that unlike many other curvable track which tend to "kink" when flexed, Atlas' can be formed and re-formed until you arrive at the desired shape. Like all Atlas track, Atlas' Super-Flex is a high-quality track made with injection-molded plastic and premium nickel silver rail. We promise, you'll enjoy using



- #168 36" Black Super-Flex Track® **\$2.70**
  - #90168 36" Brown Super-Flex Track® **\$2.70**
  - #178 5-Pack (5, 36" sections) **\$14.75**
- (Code 83 Super-Flex Track shown on pg. 16.)

### HOW TO USE SUPER-FLEX TRACK®

Super-Flex Track® has one stationary rail and one that slides, allowing it to bend easily. When bending the Flex Track into the desired shape, you must keep in mind that the sliding rail must always be on the inside of the curve (closest to the center of your layout plan). Once you are sure the sliding rail is facing the right way, tack the track loosely (in case you need to move it later) to your tabletop, then clip the excess rail, making it even with the stationary rail.

#### #400 MODELER'S SUPER SAW **\$2.15** ▶

Long-lasting, all-purpose saw is ideal for cutting Atlas Super-Flex Track®, and for making short track-filler sections. Extra-fine teeth make razor smooth cuts in wood, plastics, nickel silver, etc.



**YOU'RE ON THE RIGHT TRACK...WITH ATLAS!®**



# IT'S FUN & EASY TO USE!


From the Collection of  
"HOseeker"

**CODE 100**

Super-Flex Track® comes in 36" (3 feet) sections, and can be easily bent and shaped to form curves of any radius. Ideal for realistic spiral easement curves. Easily cut to any needed length with any saw, including the #400 Modeler's Super Saw (left, below).



**#112 ATLAS RUBBER ROADBED**  
for HO  
**\$24.95**  
(Makes 25' of roadbed) →



Roadbed is what real track and ties sit on. Adding roadbed under model track deadens the sound, makes it easier to fasten the track in place with small track nails, and provides the raised right-of-way. Atlas roadbed is extremely flexible and easy to use.

### How to install Atlas Roadbed:

Roadbed is easy to install and will enhance the appearance of your layout. Atlas' new rubber roadbed is installed in the same manner as standard split cork roadbed.

- After you have laid your track on your layout table to match your layout plan, mark the centerline of the track using dots (the centerline is the exact middle between the rails). The dotted line you create will serve as your centerline.



- Lay one piece of roadbed against the centerline you just marked. Secure the roadbed to the table using white glue or Atlas Track Nails (at 2 or 3" intervals). (If using nails, do not hammer deep enough to cause dimples in the roadbed.)
- Fasten the second strip snugly against the first, placing the nails directly opposite those in the first pattern to avoid forcing the roadbed into a wavy pattern.
- To make invisible joints between sections of roadbed, overlap the two pieces of rubber and cut through both pieces at once.
- Continue in the above fashion until the roadbed covers the areas where track will lie. (Make sure you do not put roadbed under areas where the track will be supported by piers.)

**YOU'RE ON THE RIGHT TRACK...WITH ATLAS!®**

# ATLAS HO CODE 83 IS FINE-SCALE MODELING

## "The new standard for sectional track..."



*Model Railroader - 2/95*

Atlas' Code 83 line is fine quality, prototypical track for the modeler who is looking for track that is more exact to-scale than Code 100. Atlas Code 83 track has fine brown ties and smaller nickel silver rail.

A big advantage of Atlas Code 83 track is its reasonable price. With Atlas you know you are getting the best looking, most affordable Code 83 on the market today!

Code 83 can be used with Code 100, using our transition joiners (item #551 below)

**\*All Atlas Code 83 track has brown ties with nickel silver rail**



- ◆ #6 SWITCHES  
#505 Lefthand **\$10.50**  
#506 Righthand **\$10.50**

1. Accurately scaled and spaced ties.
2. Blackened metal frog allows powering by Atlas Snap-Relay.
3. Frog angle is true #6 - 9°30'.
4. Frog and guardrail flangeways set to NMRA standards.
5. New points eliminate rivets, providing better electrical contact and improved appearance.
6. Four spikes per tie, staggered like U.S. prototype.
7. Designed for under-table switch machines or manual ground throws.
8. Concealed nail holes.
9. Designed for use with common rail system.

### RAIL JOINERS FOR CODE 83

Rail joiners are small clips used to join two sections of track mechanically. They come in metal (nickel silver) which also connects the rails electrically, and plastic which are insulated to isolate the two sections of track electrically.

#550 Code 83 rail joiners **\$1.75**  
(48 per pkg.)

#551 Transition joiners **\$1.75**  
(used to connect Code 83 and Code 100 track) 12 per pkg., nickel silver

#552 Plastic (insulated) joiners **\$1.00**  
(24 per pkg.)

#553 Terminal joiners (1 pr.) **\$1.95**




**YOU'RE ON THE RIGHT TRACK...WITH ATLAS!®**

# AT ITS BEST! • MADE IN THE U.S.A.!

From the Collection of  
"HOseeker"

## HO CODE 83 SNAP-TRACK®

#520




- ◀ #520 9" Straight section (6 pcs./pkg.) **\$4.00**
- #530 15" Radius section (6 pcs./pkg.) **\$4.00**
- #531 1/2 15" Radius section (4 pcs./pkg.) **\$2.15**
- #532 18" Radius section (6 pcs./pkg.) **\$4.00**
- #533 1/2 18" Radius section (4 pcs./pkg.) **\$2.15**
- ▶ #534 1/3 18" Radius section (4 pcs./pkg.) **\$2.15**
- #535 22" Radius section (6 pcs./pkg.) **\$4.00**

### BULK TRACK

Atlas also offers the following HO Snap-Track® pieces in bulk (no packaging). Pricing is per single piece.

Description	Number	Price
9" Straight	#510	<b>\$.62</b>
18" Radius	#512	<b>\$.62</b>
22" Radius	#513	<b>\$.62</b>

#534



## CODE 83 SNAP-SWITCHES®

- Designed for above or under-table switch machine
- Plastic frog (cannot be powered)
- Cut-outs for rail joiners

### ◀ CODE 83 REMOTE SNAP-SWITCHES® - 18" Radius

These switches have a remote control switch machine attached so you can wire the switch to be "thrown" (changing the direction of the rail), from your control panel, rather than from the switch itself. Comes with a 1/3 18" radius section, making the curved leg equal to a regular 18" radius section. Adding passing tracks and sidings is simple since Atlas Code 83 Snap-Switches® will fit wherever you have 9" straight or 18" radius curved sections.

#540 Lefthand **\$11.85**

#541 Righthand **\$11.85**


### CODE 83 MANUAL SNAP-SWITCHES® (includes manual switch machine) - 18" Radius

Manual switches can only be "thrown" (changing the direction of the rail) by flipping a lever on the switch by hand. Manual Code 83 Snap-Switches® can be easily converted to remote control with #52 Lefthand and #53 Righthand switch machines.

#542 Lefthand **\$7.60**

#543 Righthand **\$7.60**


#588 - **\$27.95** (See pg. 4 for details)



#541



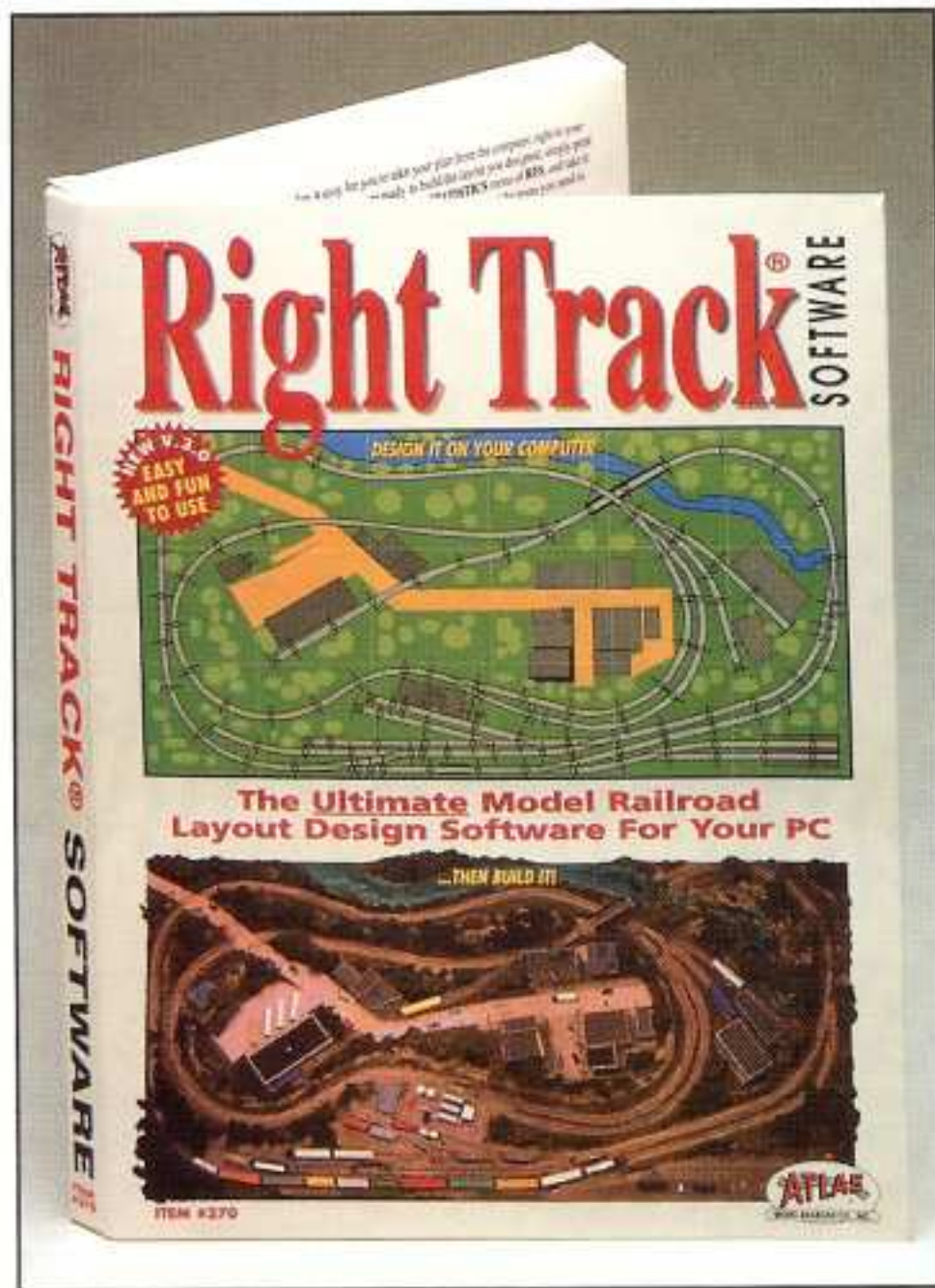
#542



**YOU'RE ON THE RIGHT TRACK...WITH ATLAS!®**

# TO HELP YOU GET ON THE RIGHT TRACK...

## ATLAS RIGHT TRACK® SOFTWARE - VER. 3.0



**Price: \$24.95**

◀ With this program you can design a layout on your PC using electronic templates of Atlas sectional and Super-Flex track, switches, bridges, buildings and electrical components (as well as buildings from Walthers, Life-Like and DPM). Some features include:

- Sample Atlas HO and N scale layouts which can be manipulated.
- A tool that allows you to plan the wiring of your layout with different colors of wire and Atlas electrical components.
- Ability to shape each piece of flex-track individually with your mouse, or by defining a radius and degree of curvature.
- Allows you to calculate and create helices to connect two levels of trackwork.
- Can create parallel tracks with fixed given distance.
- Allows you to work on various layers of track separately.
- Automatic calculation of gradient when height is set at both ends of a section of track.
- Roadbed "outline" can be viewed on screen.
- Calculation of entire length of track used on layout
- Includes updated manual complete with a tutorial that takes you step-by-step to designing a layout.
- Technical assistance available by phone, fax and Internet email.




### System Requirements:

PC with system 386SX or better; Windows® 3.1 or higher, 3.5" Floppy drive, 5MB hard drive disk space; 4MB RAM, mouse, VGA monitor

From the Collection of  
**"HOseeker"**

## TRACK PLANNING TEMPLATES MAKE IT EASY



From the Collection of  
**"HOseeker"**

◀ **#360 N SCALE TRACK PLANNING TEMPLATES \$2.95**

(Contains the entire Atlas N scale track line)

**#361 HO TRACK PLANNING TEMPLATES \$3.95**

(Contains the entire Atlas HO scale track line)

With Atlas Track Planning Templates, beginners can visualize the size and shape of their layout before they begin building; advanced modelers can determine whether or not a complex layout design will fit together the way they planned. The templates are exact paper replicas of all of the currently available Atlas track, switches, bridges, piers and viaduct. Each template can be copied on a copy machine to produce the amount of track pieces needed for a given layout. The templates can then be cut out and positioned, like pieces of track, into the desired layout shape.

**YOU'RE ON THE RIGHT TRACK...WITH ATLAS!®**

# EASY-TO-UNDERSTAND WIRING BASICS


## WITH ATLAS ELECTRICAL CONTROLS

If you are a beginner, we will have you wiring a layout, with ease. Yes, there is a lot to know about electrical terms, techniques and wiring, but we help you learn what you need to in order to get your layout running. We make wiring easy to understand and follow. Some definitions and explanations below will start you on your way to understanding the Atlas

electrical control system. For additional information, The Complete Atlas Wiring Book (below), has everything you need to know about wiring with Atlas' electrical controls. After reading this book, you'll be pleasantly surprised how easy it is to wire your layout.

### #12 THE COMPLETE ATLAS WIRING BOOK \$4.95

A user-friendly book that makes the Atlas electrical wiring system easy to understand. It introduces beginners to the most basic principles of common rail layout wiring, and takes advanced modelers through complex wiring operations. Learn how to install and use our quality components on any layout. Over 100 diagrams and a complete glossary.



### From the Collection of "HOseeker"

**F.Y.I.** - The most important electrical circuit in any layout is the one supplying the power to the locomotive, making the train operate. It consists of a power pack, wires, track and locomotive. Trains operate when electric current flows from the power supply to the motor in your locomotive. The mediums used to transmit this current are the track itself, wire, terminal section and/or terminal joiners. With terminal track, current is delivered by attaching wires from the power pack to the screw posts. Terminal joiners have their own wires attached, which can be easily connected to any power pack.



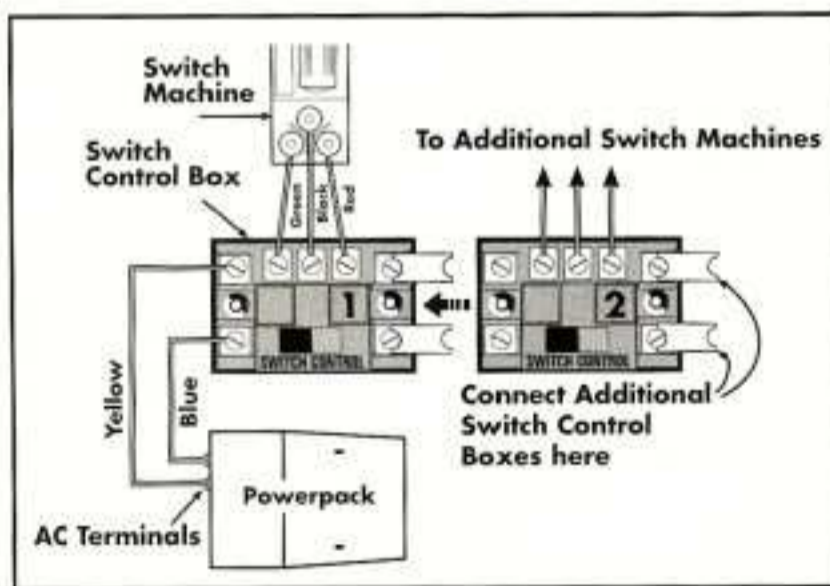
**Power Pack (also called a Cab)** - An electrical device which has a throttle to control speed, a reversing switch to control direction and two output terminals which connect the track. It also contains a transformer which lowers your home's 110V to 12V and a rectifier to convert AC to DC current (DC current is what most modern locomotives run off of). A power pack is also used to provide 12V AC power to your switch machines and other accessories mentioned on the following pages.

**Double pole double throw (DPDT)** - An electrical switch that can be adapted to reverse the flow of electric current (like making your locomotive go either forward or reverse). Many DPDT switches have an "off" position in the center. An Atlas Controller would be an example of a DPDT switch.

**Single pole double throw (SPDT)** - An electrical switch that can be adapted to route power to one source or another. A switch on an Atlas Selector is an example of a SPDT. If you have two power packs, a Selector can route power from one or the other.

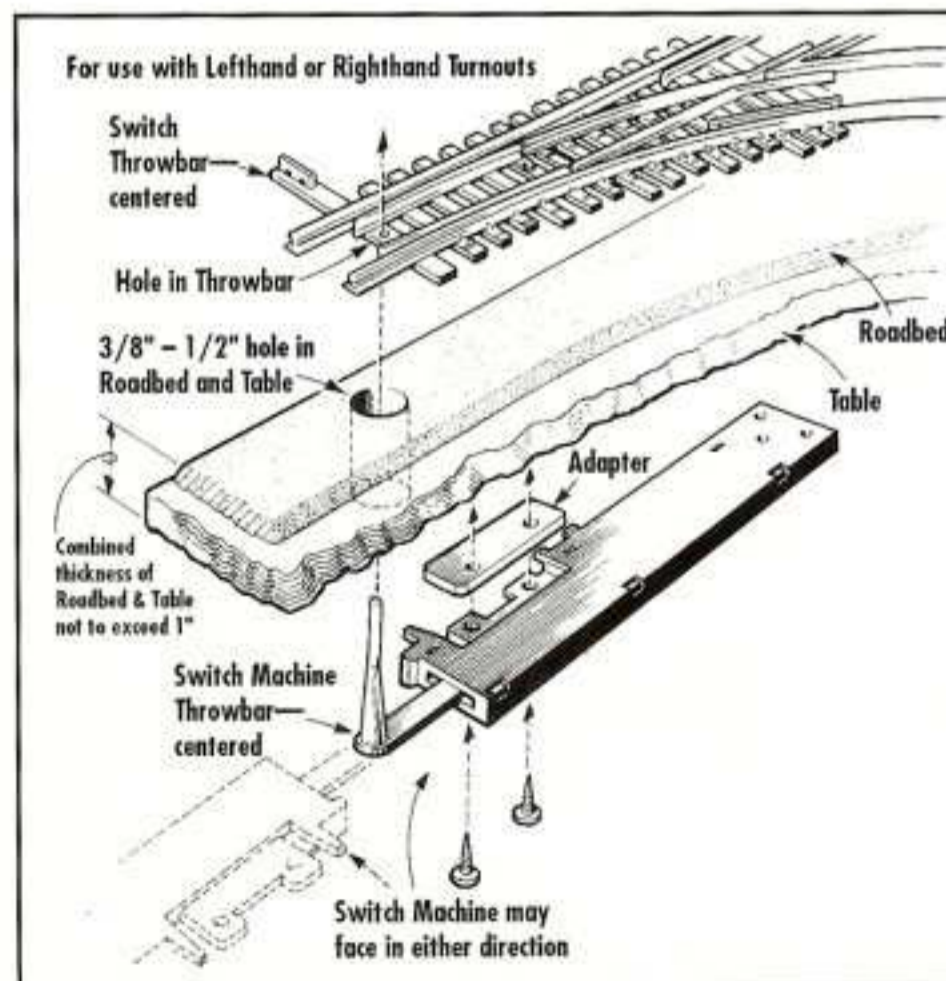
**Single pole single throw (SPST)** - Simply put, this electrical switch simply turns the power on and off. An Atlas Connector is an example of such a device.

**Polarity** - The direction of movement of electricity from a power source, a power pack, to the place where it is used - a motor - and then back to the power source to complete the circuit.



### USING #56 SWITCH CONTROL BOXES


Slide the button to the desired position, (left or right), then press down for momentary contact. Button position indicates switch setting and the route to be taken by the train. If the switch setting disagrees with button position, interchange red & green wires at the control box. NOTE: The button only needs to be pushed momentarily, no longer than one second.



### #65 UNDER-TABLE SWITCH MACHINE (FOR HO & N) \$5.95

**YOU'RE ON THE RIGHT TRACK...WITH ATLAS!®**

# POWER IT...WITH ATLAS




We've spent years designing and perfecting what we believe is the simplest and most reliable electrical wiring system in model railroading today. Practical for all scales, the system consists of multiple sets of the most often needed switch types, internally pre-wired by printed circuitry.

## ◆ #310 ATLAS CUSTOM POWER® 1700 POWER PACK \$32.95

A power pack is an electrical device that plugs into a household outlet and converts 110 volts AC current to 12-14 volts DC for track power and 17 volt AC for powering remote control switches and other accessories. Atlas Power Pack has circuit breaker protection, an overload indicating lamp, separate power and reversing switches. Output: 14 V DC, 17 V AC, 1.2 Amps at no load, and is UL (Underwriters Laboratories) listed. Total output 17 V A.


From the Collection of  
"HOseker"



## #56 SWITCH CONTROL BOX \$2.70 ◆

Controls Atlas (or other twin coil) switch machines with SPDT momentary action. Button position indicates switch setting. Can be coupled together in any number without wiring. Switch identification labels included.

For instructions on how to wire a #56 Switch Control Box, see page 19.



## ◆ #200 SNAP RELAY \$7.25

A double-pole, double-throw relay with actuating mechanism driven by a momentary-power, twin coil solenoid. (A solenoid is a cylindrical coil of insulated wire in which an iron core is made to move back and forth by a flow of electric current.)


With just a few simple connections, this small device, which may be mounted anywhere, can:

- Power the frogs on Atlas' Mark 3 & Code 83 #6 turnouts.
- Control trackside signal lamps to show turnout point positions.
- Operate control panel lamps to show settings of remotely located turnouts (switches)
- Provide selective track siding control. Sidings are powered only when points are aligned for siding. Siding remains "dead" when points are set for the mainline.
- Control X-sections automatically. This very useful track arrangement is thoroughly discussed in *The Complete Atlas Wiring Book*.

YOU'RE ON THE RIGHT TRACK...WITH ATLAS!®


# QUALITY ELECTRICAL COMPONENTS

From the Collection of  
"HOseeker"



◆ #205 CONNECTOR **\$5.65**

A device to turn electric power on or off to track section or accessories. Has three SPST on-off switches in parallel. Can be coupled together in any number.




◆ #210 TWIN **\$5.65**

A component consisting of two double-pole, double-throw reversing switches wired in parallel. Useful for reversing section and turntable control on single-cab layouts, plus many other applications.

#215 SELECTOR **\$5.65** ◆

This device enables the operation and control of two trains at the same time. Has four single-pole, double-throw switches to provide two-cab operation for four blocks. May be ganged together in any number to control additional blocks without inter-switch wiring. Can be used as area selectors for four-cab operation. Couples with #220 Controller.



ATLAS LAYOUT WIRE **\$4.95 ea.** ◆

This colored wire will make wiring your layout easier than ever! Use different color wires for the different types of connections so you can keep track of what is what. Twenty gauge stranded copper; 50' reel.

#315 Black    #316 Red    #317 Green

#318 Yellow    #319 Blue




#220 CONTROLLER **\$5.95** ◆

This control provides the simplest way to wire and control tricky reverse loops, wyes and turntables. Has reversing switches for two mainline cabs plus a switch, selectable by either cab, for directional control on reversing loops, etc. Couples with #215 Selectors.



◆ #201 SPADE TONGUE SOLDERLESS CONNECTOR **\$2.95**

A handy small electrical hook-up connector designed for tight spaces. For #18-22 wire and #3 screw post. Maximum width is .218", 24 pieces per package.




#303

◆ TURNTABLE & MOTOR DRIVE UNIT ◆

Fully assembled 9" diameter turntable has the ability to stop at 11 positions, 30° apart. Surface mount; no cutting necessary. Manual crank operation; can be easily motorized for remote control operation with the #304 Turntable Drive Unit.

#303 Manual Turntable - With nickel silver track **\$18.25**

#304 Turntable Drive Unit **\$19.95**



#304

**YOU'RE ON THE RIGHT TRACK...WITH ATLAS!®**

# ATLAS HO TRACKSIDE STRUCTURE KITS

Featured below is our premier line of trackside structure kits. All parts precision molded in appropriate colors. All kits include easy-to-follow assembly

instructions, rub-on transfers and printed window glazing where required. Fun and easy to assemble.

(Pictures depict painted models; figures not included with kit unless otherwise stated.)



#701 ELEVATED GATE TOWER KIT **\$5.10**  
Base - 2" x 1 1/4"



#705 TELEPHONE SHANTY & POLE KIT **\$3.50**  
Base - 3" x 1 1/2"



#702 TRACK SIDE SHANTY KIT **\$5.10**  
(Checker players included)  
Base - 3 1/8" x 2 1/4"




#704 SIGNAL TOWER KIT **\$6.50**  
Base - 5 1/2" x 2 1/2"

#703 WATER TOWER KIT **\$6.50**  
Base - 3 1/4" x 3 1/8"

From the Collection of "HOseker"



NEW ATLAS STRUCTURE KIT PACKAGING COMING IN 1996



#706 PASSENGER STATION KIT **\$8.60**  
(Comes with 1 platform)  
Base - 9" x 4 1/8"




#707 STATION PLATFORM KIT **\$4.00**  
(2 platforms/kit)  
Base - 6 1/2" x 2 1/8"



#708 19TH CENTURY AMERICAN CHURCH **\$19.95**



#715 REFRESHMENT STAND KIT **\$4.95**  
Base - 4 1/4" x 3 3/8"




#750 LUMBER YARD & OFFICE KIT **\$8.15**  
Base - 8 1/2" x 3 3/4"  
(Mill lumber sold separately.)



#760 ROADSIDE RESTAURANT KIT **\$8.50**  
Base - 8 3/4" x 5 5/8"




# FINE-QUALITY HO SCALE ROLLING STOCK



From the Collection of  
"HOseeker"

In 1995/1996 we will be producing new HO freight cars with a variety of roadnames and, in many cases, multiple road numbers. Each HO freight car or caboose comes ready-to-run and includes super-fine details and exceptional painting and printing.



(Photo courtesy of Rail Photos Unlimited)

## ALL-NEW FREIGHT CAR FOR 1996! HO DOUBLE PLUG-DOOR BOXCAR

Item#	Roadname	Road Number
1750	Undecorated	
1751	Burlington Northern	750018
1752	Ralston Purina Company	197
1753	Union Pacific	451278
1754	Chicago & Northwestern	600617
1755	Boston & Maine	105
1756	British Columbia Railway	800423
1757	Evans Product Company	11643

## HO MODERN TANK CAR \$13.50

### HO MODERN TANK CAR

- Free-rolling trucks; blackened metal wheels
- Coupler pockets will accept Kadee® #5 couplers
- Safety bars molded in place; weighs 3.5 oz.

#### NOW AVAILABLE

Item	Roadname	Road #
#1700	Undecorated	
#1702A	Engelhard	71901
#1702B	Engelhard	71963
#1704A	Thiele Kaolin Co.	78074
#1704B	Thiele Kaolin Co.	78048
#1705A	ECC International	75721
#1706A	Dry Branch Kaolin	78809
#1706B	Dry Branch Kaolin	78825



# READY-TO-RUN WITHOUT THE HASSLE OF KITS

OPEN HOPPERS *NOW AVAILABLE*

Item#	Roadname
#1850	Undecorated
#1851	Baltimore & Hudson
#1852	Frisco
#1853	P&LE (NYC)
#1854	Southern
#1855	Santa Fe
#1856	Jersey Central (CRP)
#1857	Delaware & Hudson

HO PS-2, 2-BAY OFFSET-SIDE OPEN HOPPER **\$11.95** ↘



HO PS-2, 2-BAY OFFSET-SIDE OPEN HOPPER

- Flat-end version; weighs 2.4 oz.
- Smooth rolling, blackened metal wheels
- Coupler pockets will accept Kadee #5 magnetic couplers

From the Collection of "HOseeker"

COVERED HOPPERS *NOW AVAILABLE*

Item#	Roadname	Item#	Roadname
1800	Undecorated	1811	Rio Grande
1802	Burlington Northern	1812	Baltimore & Ohio
1804	Conrail	1805	Cotton Belt
1805	Cotton Belt	1813	Santa Fe
1807	Union Pacific	1806	Southern
1808	Delaware & Hudson	1814	New Haven
1809	C&NW	1807	Union Pacific
1810	Southern Pacific	1815	Lehigh Valley

NEW ROADNAMES COMING FOR '96!

Two road numbers per roadname (same stock number).

Item#	Roadname	Road Numbers
1800	Undecorated	
1816	Norfolk & Western	71201, 71226
1817	Clinchfield	60104, 60121
1818	Maine Central	2483, 2492
1819	Great Northern	71405, 71470
1820	Western Pacific	11301, 11312
1821	Milwaukee Road	98874, 98925
1100	Pennsylvania - 3-Pack	
• Three different road schemes with three road numbers: 257785, 257864, 257850		

HO PS-2, 2-BAY COVERED HOPPER **\$12.95 ea.** ↘



HO PS-2, 2-BAY COVERED HOPPER

- Free-rolling trucks; blackened metal wheels
- Body mounted couplers
- Detailed brake gear

HO WIDE-VISION CABOOSE

- Detailed air reservoir, brake cylinder and triple valve
- Blackened metal wheels; free-rolling Barber Bettendorf roller-bearing caboose trucks
- Complete window glazing
- Pre-formed wire grab-irons included for the modeler to install
- Coupler pockets designed to accept Kadee #5 magnetic couplers
- Weighs 3.3 oz.

NOW AVAILABLE

NEW ROADNAMES FOR '96:

Item#	Roadname	Item#	Roadname	Road #
1900	Undecorated	1907	Chessie System	90325
1901	Burlington Northern	1908	Burlington Northern	13602
1902	Cotton Belt	1909	Maine Central	670
1903	Conrail	1910	Reading	94104
1904	Delaware & Hudson	1911	Rio Grande	01500
1905	Great Northern	1912	Soo Line	2
1906	Santa Fe			

↘ HO WIDE-VISION CABOOSE **\$15.95 ea.**



(Photo shows grab irons painted & applied.)

# HO LOCO READY FOR COMMAND CONTROL!

## U33C/36C

From the Collection of  
"HOseeker"



The HO U33C/36C was a big hit with HO modelers who have hailed their exceptional "out-of-the-box" performance. To meet demand, we have released a whole new set of roadnames for this popular locomotive. Get yours early because quantities are limited.

The U33C/36C is the first US prototype, HO locomotive to offer command control capability with minimal modification to the installed circuit board (simply detach the dummy plug and replace with command control plug). Other features include: fine-quality, highly detailed moldings; a 5-pole, skewed armature motor; two-turned brass fly wheels; blackened metal wheels; and directional lighting. A 22" radius is recommended for this large locomotive which weighs 20 oz..



### U33C/36C LOCOMOTIVE \$89.95

Item #	Loco	Road Name	Road #
8500	U33C/36C	Undecorated	
8504	U33C	Burlington Northern	5733
8505	U33C	Burlington Northern	5749
8506	U33C	Burlington Northern	5761
8510	U36C	Conrail	6886
8511	U36C	Conrail	6889
8512	U36C	Conrail	6895
8519	U33C	Illinois Central	5056
8520	U33C	Illinois Central	5058
8521	U33C	Illinois Central	5059
8525	U33C	Undecorated - SP Version	
8526	U33C	Southern Pacific	8585
8527	U33C	Southern Pacific	8641
8528	U33C	Southern Pacific	8663

Item #	Loco	Road Name	Road #
8529	U33C	Great Northern	2539
8530	U33C	Great Northern	2541
8531	U33C	Great Northern	2544
8532	U33C	Penn Central	6540
8533	U33C	Penn Central	6545
8534	U33C	Penn Central	6549
8535	U36C	Seaboard Coast Line	2125
8536	U36C	Seaboard Coast Line	2127
8537	U36C	Seaboard Coast Line	2130
8538	U33C	Northern Pacific	3300
8539	U33C	Northern Pacific	3302
8540	U33C	Northern Pacific	3305
8541	U34CH	EL/NJ DOT	3352
8542	U34CH	EL/NJ DOT	3364
8543	U34CH	EL/NJ DOT	3371




## LOCOMOTIVE REPAIRS

From the Collection of  
"HOseker"

Our locos are built to last, but after years of use, some parts may become misaligned or broken. Often your retailer or our repair technician can suggest what part you could purchase to fix your Atlas locomotive yourself. We stock most parts for our recent locomotives which are listed in our Parts Catalog (below). You can purchase these parts from your retailer or from

the Parts Catalog if you do not have a local hobby shop. If you are unable to fix your locomotive yourself, you may go to your local retailer who may offer a repair service, or send it to our repair technician and he'll fix it for you. Please send your locomotive along with your name, address, telephone number, and a brief description of the problem to the address on the

back of this catalog. Once he determines what parts will be needed to fix it, he'll call you to let you know how much you'll need to pay for parts. In addition to part costs, there is a basic repair fee of \$15.00 (this fee includes diagnostics and return shipping).



### ◆ #03 PARTS CATALOG \$5.00

If you own an Atlas locomotive, this reference manual is a must. Contains exploded loco diagrams with all parts labeled, plus some part assembly instructions. Also includes complete lists of parts and prices for Atlas locos, freight cars, switches, track products, turntable and more.




### ▶ TRACK AND LOCOMOTIVE LUBRICANTS

- #190 Gear Lubricant (.5 oz.) **\$5.99**
- #191 Motor Bearing, Heavy Duty Lube (.5 oz.) **\$5.99**
- #192 Conducta Lube Cleaner (.5 oz.) **\$5.99**
- #193 Locomotive Maintenance Pack (.5 oz each of #190, #191, & #192) **\$15.95**

### ▶ #709210 BODY SHELL ASSEMBLY FOR HO RS-11 OR RSD-12 LOCOMOTIVE **\$11.75 ea.**

(Each piece of the body shell assembly can be purchased separately. See *Parts Catalog* for descriptions, numbers & prices.)




Pictured below are just a few of the over 2,000 parts that can be found in Atlas' Parts Catalog.



### ▶ FREIGHT CAR TRUCKS **\$3.95/pair**

- #170000 100-ton roller-bearing trucks
- #180000 70-ton roller-bearing (for modern freight cars)
- #185000 50-ton Bettendorf friction-bearing (for steam-era freight cars)
- #190000 Barber-Bettendorf roller-bearing caboose trucks (for most modern cabooses)



### ▶ #22055 N SCALE ROLLER BEARING TRUCKS **\$2.50/pair**

### ▶ #22050 N SCALE FRICTION BEARING TRUCKS **\$2.50/pair**

### ▶ #807000 MOTOR FOR HO S2/S4 & FP-7 LOCOMOTIVES **\$22.50 ea.**



# GETTING STARTED IN N SCALE

From the Collection of  
"HOseker"


## LAYOUT INSTRUCTION BOOKS

To help you get started building a layout that suits you, Atlas offers layout instruction books for beginner, intermediate & advanced model railroaders. Each layout book is aimed at a specific skill level and contains a variety of interesting railroad plans along with step-by-step instructions on building a layout table, laying down roadbed and track, wiring and scenicking for each layout.



### #06 INTRODUCTION TO N SCALE MODEL RAILROADING \$3.95

Beginner (Level 1). 37 pages.  
Layouts N-1 – N-9



### #07 NINE N SCALE RAILROADS \$4.95

Intermediate-Advanced (Levels 2-3). 56 pages.  
Layouts N-10 – N-18

## REFERENCE BOOKS FOR ALL SCALES




### #03 PARTS CATALOG \$5.00

Contains exploded diagrams of Atlas locomotives with part numbers labeled for easy identification. Complete list of available parts and prices for all locomotives, freight cars, and miscellaneous products. Some assembly, repair and maintenance information included. Easy parts order form and ordering instructions included. If you own or plan to buy an Atlas locomotive, this manual is a MUST.

### #12 THE COMPLETE ATLAS WIRING BOOK 4.95

All Scales; All Skill Levels;  
56 pgs.

The Atlas Electrical Wiring System is made easy through step-by-step instructions on how to install and use our quality components on any layout. Over 100 diagrams complemented by a complete glossary.



## Get Started With Atlas N Scale Starter Set

It's a SNAP for beginners to build their first layout and get their railroad rolling! This set comes with 4 N scale freight cars, a caboose, and enough track for a 22" x 30" layout. Assembly instructions included. Power pack and locomotive sold separately.

**\$54.00 ea.**

- #4448-1 Pennsylvania
- #4448-2 Southern
- #4448-3 Santa Fe
- #4448-4 Union Pacific
- #4448-5 Baltimore & Ohio
- #4448-6 Canadian
- #4448-7 Burlington Northern

**For a Classic Atlas locomotive to complete your starter set and get your freight cars rolling, please see page 37.**



Photo shows set with locomotive. This item is no longer available.

Atlas Power Pack sold separately on **page 20.**

# FUN TO BUILD, EXCITING TO OPERATE



## FANTASTIC N SCALE LAYOUTS!

Photo depicts layout N-17, "The Scenic & Relaxed." Complete building instructions can be found in *Nine N Scale Railroads*. Layout package containing *track products and electrical components only*, outlined below.




Table Size - 36" x 72"

From the Collection of  
**LAYOUT N-17 • "HOseeker"**  
**THE SCENIC AND RELAXED \$259.95**  
With Power Pack **\$292.90**

**Skill level:** Advanced

This plan and a list of "Atlas Products Required" can be found in Book #7: *Nine N Scale Railroads*

### Summary of Atlas Products Included in Layout Package

- Over 110 pieces of track
- 13 Remote switches, 12 switch control boxes
- Set of bridge piers, plate girder bridge, & deck truss bridge
- 3 Selectors
- Necessary amount of rail joiners and track nails

**On the next two pages are a few of the most popular Atlas N scale layouts. Layout packages include track products (including switches and bridges) and electrical controls.**

# FANTASTIC N SCALE LAYOUTS

Atlas has designed and tested 18 N scale layouts which appear in two layout instruction books (seen on page 28). Each layout is accompanied by easy-to-follow track plans, complete building instructions, and a list of all Atlas track and electrical products required to build the layout.

Complete building instructions and Atlas products required for construction can be found in the layout instruction book listed next to each layout graphic.



Table Size - 24" x 40"

**LAYOUT N-2 • LOOP WITH PASSING TRACK AND SIDINGS \$77.75 WITH POWER PACK \$110.70**

Skill level: Beginner

This plan and a list of "Atlas Products Required" can be found in Book #6: *Introduction to N Scale Model Railroading*

**Summary of Atlas products included in package:**

- Over 30 pieces of track
- 4 Standard switches (2 remote, 2 manual) and 4 switch control boxes
- 1 Selector
- Necessary amount of rail joiners and track nails

**LAYOUT N-5 • UP & OVER FIGURE 8 \$75.95 WITH POWER PACK \$108.90**

Skill level: Beginner

This plan & a detailed list of "Atlas Products Required," can be found in Book #6: *Introduction to N Scale Model Railroading*

**Summary of Atlas products included in package:**

- Over 36 pieces of track (including bumpers & rerailers)
- 3 Remote switches and switch control boxes
- 1 Pier Set
- 1 Connector
- Necessary amount of rail joiners & track nails

**From the Collection of "HOseeker"**



Table Size - 22" x 53"

**YOU'RE ON THE RIGHT TRACK...WITH ATLAS!®**

# FANTASTIC N SCALE LAYOUTS

From the Collection of  
"HOseeker"




Table Size - 27" x 60"

**LAYOUT N-9 • MULTIPLE TRACK ARRANGEMENT**  
**\$225.95**      **With Power Pack \$258.90**

**Skill level:** Beginner

This plan & a detailed list of "Atlas Products Required," can be found in  
 Book #6: *Introduction to N Scale Model Railroading*

**Summary of Atlas products included in package:**

- Over 90 pieces of track (including bumpers & rerailers)
- 11 Remote switches, 1 manual switch, 10 switch control boxes
- 3 Selectors
- Necessary amount of rail joiners & track nails

**LAYOUT N-11 • UNHINGED & HORIZONTAL**      **\$265.95**  
**With Power Pack \$298.90**

**Skill level:** Intermediate

This plan & a detailed list of "Atlas Products Required," can be found in  
 Book #6: *Introduction to N Scale Model Railroading*

**Summary of Atlas products included in package:**

- Over 115 pieces of track (including bumpers & rerailers)
- 14 Remote switches, 13 switch control boxes
- 3 Selectors, 1 controller
- Necessary amount of rail joiners & track nails




Table Size - 30" x 78"

**MAKES A GREAT GIFT!**

**NOTE:** Prices for layout packages were  
 calculated using single piece retail prices.

**YOU'RE ON THE RIGHT TRACK...WITH ATLAS!®**



# N SCALE SUPER-FLEX® AND SNAP-TRACK®

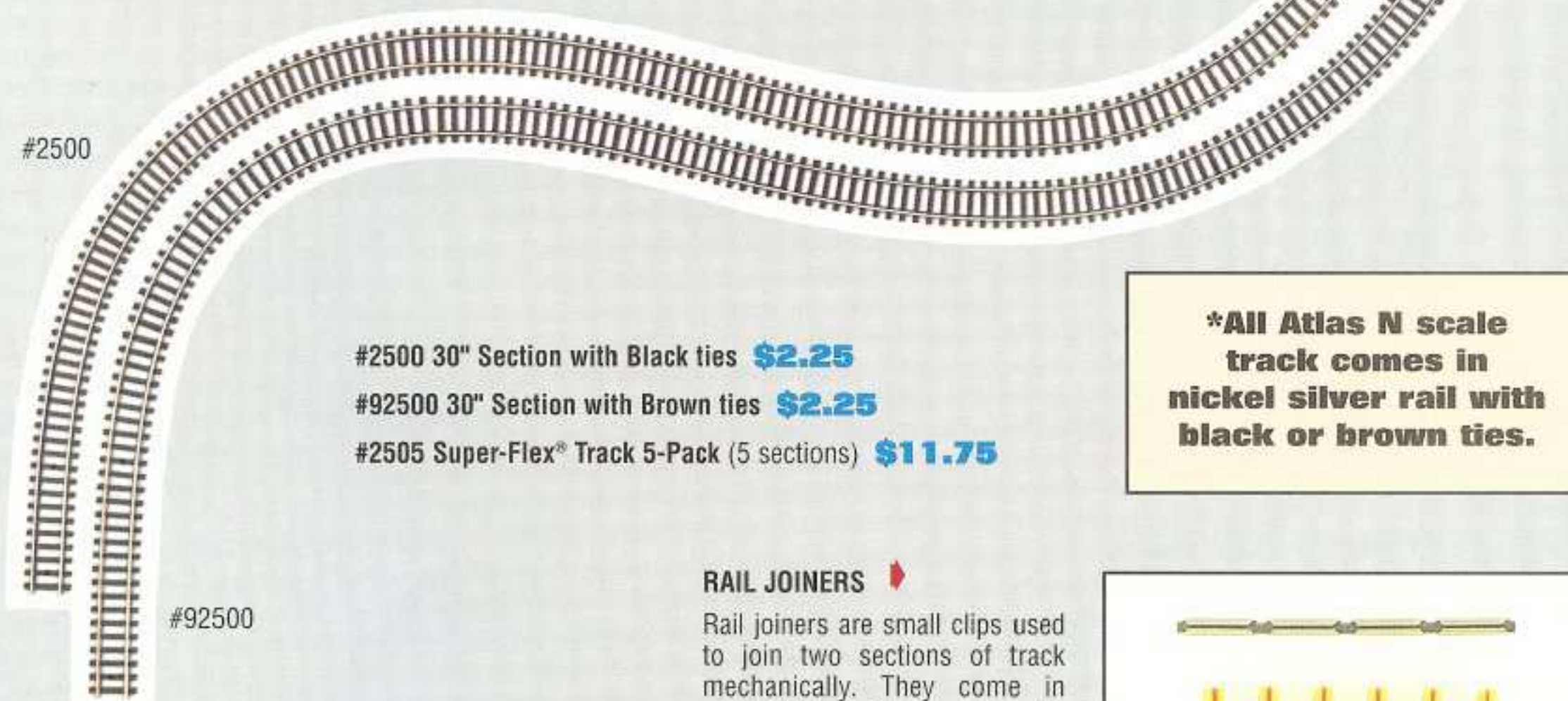
**\*For an explanation of "Atlas Track Basics," please see page 9.**

## SUPER-FLEX TRACK®

Super-Flex Track®, which comes in approximately 30" sections, can easily be bent and shaped to curve to any radius. Ideal for spiral easement curves. Easily cut to any needed length with a #400 Modeler's Super Saw on page 14.

For an explanation of how to use Super-Flex Track®, see page 14.

From the Collection of "HOseeker"



- #2500 30" Section with Black ties **\$2.25**
- #92500 30" Section with Brown ties **\$2.25**
- #2505 Super-Flex® Track 5-Pack (5 sections) **\$11.75**

**\*All Atlas N scale track comes in nickel silver rail with black or brown ties.**

## RAIL JOINERS

Rail joiners are small clips used to join two sections of track mechanically. They come in metal (nickel silver) which also connects the rails electrically, and plastic which are insulated to isolate the two sections of track electrically.

- #2535 Nickel silver (48 per package) **\$1.65**
- #2538 Plastic insulating (24 per package) **\$.80**
- #2539 Terminal Joiners (1 pr., nickel silver) **\$1.85**

Terminal Joiners are rail joiners with wire attached to allow electricity to flow from the power pack to the rails.



## #2545 ATLAS RUBBER ROADBED **\$12.95**

(Makes 25' of roadbed)

Roadbed is what real track and ties sit on. Adding roadbed under model track deadens the sound, makes it easier to fasten the track in place with small track nails, and provides the raised right-of-way. Atlas roadbed is extremely flexible and easy to use.

For instructions on how to install Atlas roadbed, see page 15.



## #2540 TRACK NAILS **\$2.70**

(approx. 400 per package; 2 oz.)  
Used to attach track or roadbed to layout table. For HO and N scale.

**YOU'RE ON THE RIGHT TRACK...WITH ATLAS!®**


# MAKES BUILDING YOUR LAYOUT EASY AND FUN

From the Collection of  
"HOseeker"

All Snap-Track® can be snapped together for quick and easy layout assembly.

5" STRAIGHT SNAP-TRACK® (6 pieces per pack) ➔

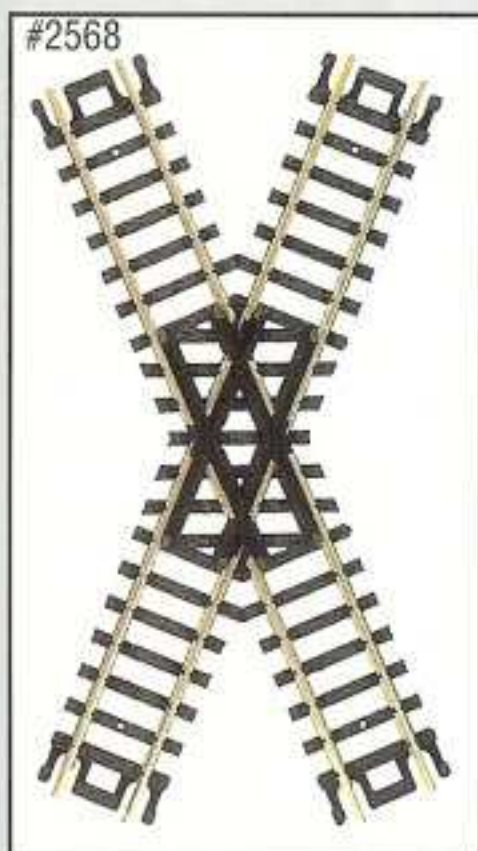
#2501 Black ties **\$2.05**  
#92501 Brown ties **\$2.05**



**\*All Atlas N scale track comes in nickel silver rail with black or brown ties.**

CURVED SNAP-TRACK® (6 pieces per pack) ➔

Description	Black	Brown	Price
9 3/4" Radius Full Section	#2510	#92510	<b>\$2.05</b>
Half Section 9 3/4" Radius	#2511	#92511	<b>\$1.65</b>
11" Radius Full Section	#2520	#92520	<b>\$2.05</b>
11" Radius Half Section	#2521	#92521	<b>\$1.65</b>
19" Radius	#2526	#92526	<b>\$2.05</b>



◆ **CROSSINGS \$5.10 each**

A special track piece that permits two tracks to cross one another, but does not allow trains to move from one track to the other.

Degree	Black	Brown
15°	#2564	#92564
20°	#2565	#92565
30°	#2566	#92566
45°	#2567	#92567
60°	#2568	#92568
90°	#2569	#92569



## BULK TRACK


Atlas also offers the following N scale Snap-Track® pieces in bulk (no packaging). Pricing is per single piece.

Description	Black	Brown	Price
5" Straight	#2513	#92513	<b>\$.29</b>
9 3/4" Radius	#2514	#92514	<b>\$.29</b>
11" Radius	#2515	#92515	<b>\$.29</b>
19" Radius	#2516	#92516	<b>\$.29</b>
Rerailer	#2517	#92517	<b>\$.45</b>

◆ **SNAP-TRACK® BUMPER**  
(2 pieces per package)

Realistic way to keep your equipment from rolling off the ends of track sidings. Overall length is 2 3/4".


#2536 Black ties **\$1.65**  
#92536 Brown ties **\$1.65**



➔ **RERAILER** (3 pieces per package)

A sweep of the hand places rolling stock on rails. Automatically rereils derailed equipment in hard to reach hidden areas.

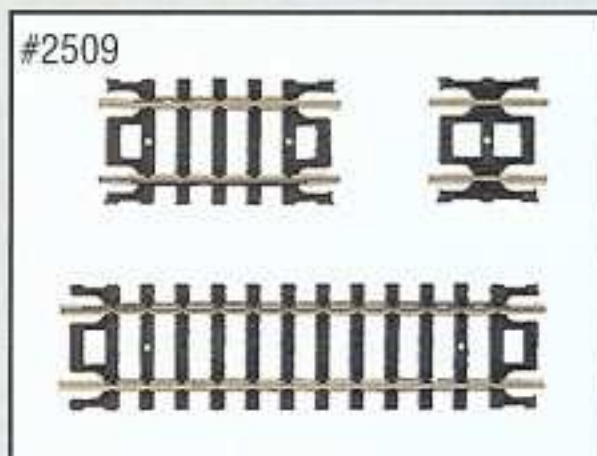
#2532 Black ties **\$1.65**  
#92532 Brown ties **\$1.65**



◆ **SNAP-TRACK® ASSORTMENT**

Includes two 2 1/2", four 1 1/4" and four 5/8" sections. Provides you with an easy way to fill short gaps in sectional track layouts.

#2509 Black ties **\$2.35**  
#92509 Brown ties **\$2.35**



**YOU'RE ON THE RIGHT TRACK...WITH ATLAS!®**


# MAKE YOUR LAYOUT A PLEASURE TO OPERATE

## From the Collection of "HOseeker"

Our series of new switches make operating your layout a long lasting pleasure. More **RELIABLE** than ever, Atlas N switches feature:

- Refined and narrower flangeways at the frog and guard rails.
- Positive mechanical attachment of points.
- Better electrical conductivity.
- Smaller switch machine for fit into tight spaces.
- Same configuration as prior Atlas switches for "drop-in" installation in Atlas plan books
- Whole new series of Custom-Line® Switches intended for use with Atlas Under-Table Switch Machine or ground throws.

## STANDARD SWITCHES



### STANDARD SWITCHES - REMOTE

These switches have a remote control switch machine attached so you can wire the switch to be "thrown" (changing the direction of the rail), from your control panel rather than from the switch itself.


Remote control switches include the #56 Switch Control Box shown on page 20, and one piece of 19" radius track.

Black	Brown	Price	Description
#2700	#92700	<b>\$13.50</b>	Standard Lefthand, Remote
#2701	#92701	<b>\$13.50</b>	Standard Righthand, Remote

### STANDARD SWITCHES - MANUAL

Manual switches can only be "thrown" (changing the direction of the rail) by flipping a lever on the switch by hand. These Standard N scale manual switches can be easily converted to remote control with #2715 (lefthand) and #2716 (righthand) switch machines. Comes with one piece of 19" radius track.

Black	Brown	Price	Description
#2702	#92702	<b>\$8.50</b>	Standard Lefthand, Manual
#2703	#92703	<b>\$8.50</b>	Standard Righthand, Manual




### CUSTOM N LINE STANDARD SWITCHES

Custom N Line Switches are made to be used with the Atlas Under-Table Switch Machine (shown on page 19) or a ground throw. Unlike the other N scale switches which have shortened ties to allow for switch machine attachment, Custom N Line switches have full-length ties. A double-ended throwbar allows you to place your under-table switch machine on either side of the switch. Comes with one piece of 19" radius track.

Black	Brown	Price	Description
#2750	#92750	<b>\$7.50</b>	Custom Standard Left
#2751	#92751	<b>\$7.50</b>	Custom Standard Right

### What's the difference between Standard and #6 Switches?

The difference between the Standard Switch and #6 Switch is the angle at which the curved piece of track splits from the straight piece. The rails of the Standard Switches split at a sharper angle than the #6 Switches, creating a sharper curve. Therefore, Standard switches work better in smaller spaces.



**YOU'RE ON THE RIGHT TRACK...WITH ATLAS!®**

# WITH ATLAS N SCALE SWITCHES

## # 6 SWITCHES

### # 6 SWITCHES - REMOTE

These switches have a remote control switch machine attached so you can wire the switch to be "thrown" (changing the direction of the rail), from your control panel rather than from the switch itself.



Remote control switches include the #56 Switch Control Box shown on page 20.

Black	Brown	Price	Description
#2704	#92704	<b>\$13.50</b>	#6 Switch Lefthand Remote
#2705	#92705	<b>\$13.50</b>	#6 Switch Righthand Remote

### # 6 SWITCHES - MANUAL

Manual switches can only be "thrown" (changing the direction of the rail) by flipping a lever on the switch by hand. These #6 N scale manual switches can be easily converted to remote control with #2715 (lefthand) and #2716 (righthand) switch machines.

Black	Brown	Price	Description
#2706	#92706	<b>\$8.50</b>	#6 Switch Lefthand Manual
#2707	#92707	<b>\$8.50</b>	#6 Switch Righthand Manual



◆ ◆ ◆ ◆ ◆  
From the Collection of  
"HOseeker"



### CUSTOM N LINE # 6 SWITCHES

Custom N Line Switches are made to be used with the Atlas Under-Table Switch Machine (shown on page 19) or a ground throw. Unlike the other N scale switches which have shortened ties to allow for switch machine attachment, Custom N Line switches have full-length ties. A double-ended throwbar allows you to place your under-table switch machine on either side of the switch.

Black	Brown	Price	Description
#2752	#92752	<b>\$7.50</b>	#6 Custom Left
#2753	#92753	<b>\$7.50</b>	#6 Custom Right

### #65 UNDER-TABLE SWITCH MACHINE \$5.95

Nicely hides beneath your layout so you can throw your switches without being seen. Can be used with all Atlas (and many other) HO and N scale switches. **Please see page 19 for photo and usage instructions.**



### SWITCH MACHINES - REMOTE

(Pictured above, attached to the #2704 switch.)

Snap-on remote switch machines will quickly and easily convert Atlas Standard or #6 N switches to remote control. With a remote control switch, you can wire the switch to be "thrown" (changing the direction of the rail) from your control panel, rather than from the switch itself.

Black	Brown	Price	Description
#2715	#92715	<b>\$6.50</b>	Remote - Left
#2716	#92716	<b>\$6.50</b>	Remote - Right

**YOU'RE ON THE RIGHT TRACK...WITH ATLAS!®**

# N SCALE BRIDGES & PIERS


## ALL THE UP-N'OVERS, UNDERS-N'-THROUGHS YOUR LAYOUT NEEDS


From the Collection of  
"HOseeker"

All bridges are the same length as a standard 5" straight section. Snap them together atop the #2543 Bridge Piers in any number


and arrangement, for an impressively realistic multi-span structure.




#2546 WARREN TRUSS BRIDGE   
**\$3.25**  
(5" x 1 1/2" x 1 1/8")



#2826 VIADUCT KIT **\$3.50**   
Easy-to-build, assembles into 4-arch cut stone masonry single-track viaduct. Arches are 2 5/32" center-to-center and 3 1/4" high. Easily shortened to any length. Arch assembly without piers is 1" high.



#2541 OVER'N UNDER PIER SET   
**\$6.25**  
Two each of 12 graduated concrete piers plus #2542 Straight Pier Girder. Pier heights range from 9/64" through 1 11/16" by 9/64" increments. Grade with piers spaced at 5" intervals is 2.8%. (25 pieces per package)




#2547 DECK TRUSS BRIDGE **\$3.25**   
(5" x 3/4" x 1 1/4")

**\*ATLAS ELECTRICAL CONTROLS FOR ALL SCALES CAN BE SEEN ON PAGES 20-21.**




#2543 BRIDGE  
PIERS **\$2.15**   
(3 pieces per package;  
each 1 11/16" high)



#2837

#2836

#2835



#2548 PLATE GIRDER BRIDGE **\$3.25**   
(5" x 1 1/2" x 5/8")



#2801 TELEPHONE  
POLES **\$1.65**   
(set of 12)

### N SCALE HIGH RISE BUILDINGS

The first American-made contemporary office and hotel buildings for model railroaders which can be used on HO or N scale layouts. Made of mica-based plastic in an easily expandable modular concept, they reflect light, just like the real thing.

\*High Rises are approximately 17" high

#2835 Square (gray) **\$32.95**

#2835A (Add-on kit) **\$9.95**


#2836 Hexagon (bronze) **\$32.95**

#2836A (Add-on kit) **\$10.95**

#2837 Rectangle (black) **\$32.95**

#2837A (Add-on kit) **\$9.95**



#2542 STRAIGHT PIER GIRDER   
**\$2.15**  
(4 pieces per package; 5" long)

**YOU'RE ON THE RIGHT TRACK...WITH ATLAS!®**

# N GP-7 IS BACK BY POPULAR DEMAND!

## ALL-NEW TOOLING!

From the Collection of  
"HOseeker"



The Atlas N Scale GP-7 locomotive is made from all-new molds with exact prototypical details. These totally new models have a Phase 1 body with 36" fans; no access slots in the side sill skirt; and correct door heights, wheel base and body length. The proven split-frame design features directional lighting, blackened wheels, dual flywheel equipped 5-pole skewed armature motor, a low friction mechanism, and full pilots with body mount Rapido couplers which can easily be changed to MicroTrains® #1015/1016 couplers. The painting and printing of these units is exceptional.



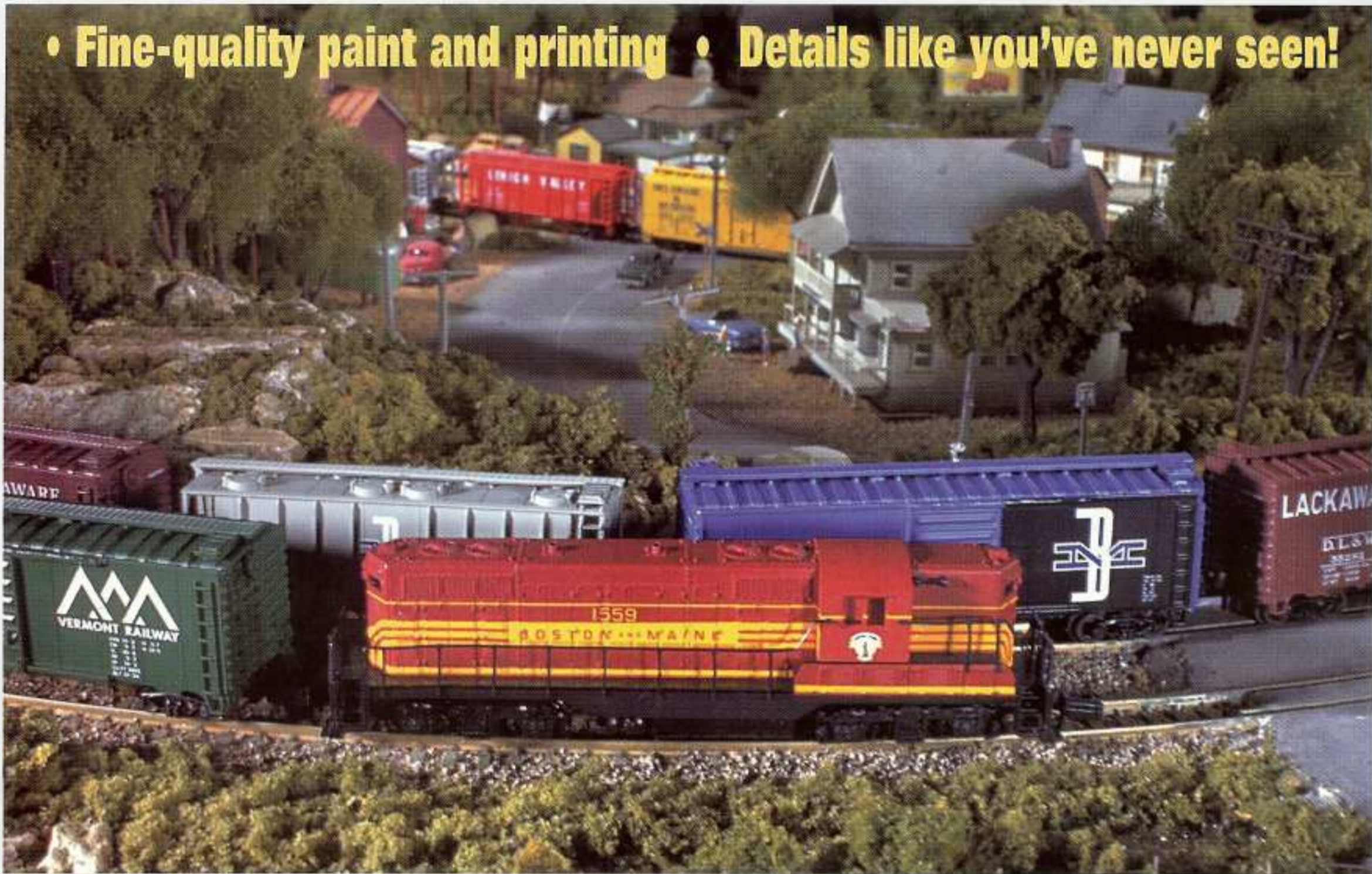
**N GP-7 \$82.95 ea.**

Item#	Road Name	Road#	Scheme	Dynamic Brakes	Item#	Road Name	Road#	Scheme	Dynamic Brakes
48000	Undecorated			no	48018	Rio Grande	5103	Black/Yellow	yes
48001	Undecorated			yes	48019	Rio Grande		Black/Yellow	yes
48002	Atlantic Coast Line	107	Purple/Silver	no	48020	Erie	1218	Black/Yellow	yes
48003	Atlantic Coast Line	121	Purple/Silver	no	48021	Erie	1225	Black/Yellow	no
48004	Atlantic Coast Line		Purple/Silver	no	48022	Erie		Black/Yellow	yes
48005	Boston & Maine	1557	Maroon/Yellow	no	48023	Erie		Black/Yellow	no
48006	Boston & Maine	1559	Maroon/Yellow	no	48024	Great Northern	611	Empire Builder	no
48007	Boston & Maine		Maroon/Yellow	no	48025	Great Northern	624	Empire Builder	no
48008	Burlington Northern	1574	Green/Black	no	48026	Great Northern		Empire Builder	no
48009	Burlington Northern	1586	Green/Black	no	48027	Pennsylvania	8798	Brunswick Green	no
48010	Burlington Northern		Green/Black	no	48028	Pennsylvania	8801	Brunswick Green	no
48011	Canadian Pacific	8409	Gray/Maroon w/block lettering	yes	48029	Pennsylvania		Brunswick Green	no
48012	Canadian Pacific	8411		yes	48030	Santa Fe	2693	Zebra Stripes	yes
48013	Canadian Pacific			yes	48031	Santa Fe	2696	Zebra Stripes	yes
48014	Chicago & NW	1518	Streamliners	no	48032	Santa Fe		Zebra Stripes	yes
48015	Chicago & NW	1525	Streamliners	no	48033	Soo Line	376	Red/White	no
48016	Chicago & NW		Streamliners	no	48034	Soo Line	382	Red/White	no
48017	Rio Grande	5100	Black/Yellow	yes	48035	Soo Line		Red/White	no

**YOU'RE ON THE RIGHT TRACK...WITH ATLAS!®**

# N SCALE FREIGHT CARS

• Fine-quality paint and printing • Details like you've never seen!



Our line of N scale freight cars is very extensive, and is constantly expanding. We work hard to produce only the finest cars with delicate detailing and outstanding printing quality.

## NEW ARTWORK AND ROADNUMBERS COMING FOR EXISTING FREIGHTS!

During 1996, each time an N scale freight car is sold out, all-new artwork will be generated to enable us to re-run that car with even finer, crisper painting and printing, **AND** a new road number to give you more selection. The new cars have five digits, rather than four. So, if you have Atlas N scale freight car #3318, a Southern 40' Plugdoor, and you'd love another with a different roadnumber, you may purchase #33181. Throughout the next few pages, a  indicates new cars with all-new artwork and road number. Availability of new cars will vary.

## NEW! FRONT RUNNER WITH TRAILER AND TRACTOR CAB! (Each sold separately)

Prices to be announced

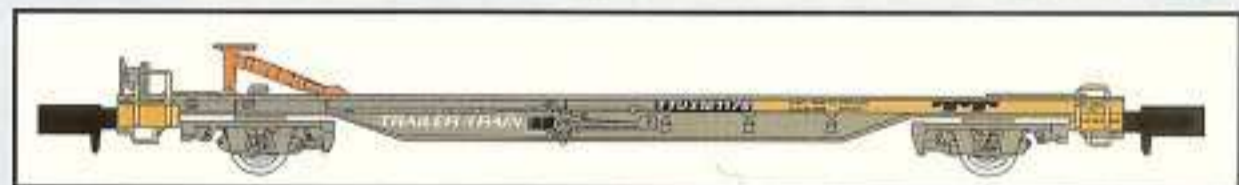
### 1984 FORD 9000 TRACTOR CAB

Item#	Color
2920	(Undecorated)
2921	Black
2922	Dark Blue
2923	Green
2924	Red
2925	White
2926	Yellow

### FRONT RUNNER

Item#	Roadname
30000	Undecorated
30001	Trailer Train
30011	TTX



Six numbers available for each scheme.



### From the Collection of "HOseeker" 45' PINES TRAILER

Item#	Roadname
2960	Undecorated
2961	Chicago Central & Pacific
2962	CSX
2963	Kankakee Beaverville & Southern
2964	Norfolk Southern
2965	Redon
2966	Vermont Railway
2967	Xtra Intermodal
2968	Xtra Lease

Three numbers available for each scheme.



# FUN TO COLLECT OR RUN ON YOUR LAYOUT!



#5840

**N Scale Limited Edition 3-Packs** From the Collection of "HOseeker"  
 Each 3-pack contains three of the same style car, each with a different road number which will never be repeated. Currently available 3-packs include:

Item#	Roadname	Price
#5500	Ore Car - Great Northern	\$20.95
#5533	90 Ton Hopper - Chicago & Northwestern	\$24.95
#5700	3-Bay Covered Hopper - Conrail	\$21.50
#5770	ACF 2-Bay Centerflow <sup>®</sup> Covered Hopper - ACFX	\$25.00
#5800	ACF 4-Bay Centerflow <sup>®</sup> Hopper - ADM	\$27.95
#5820	PS-2, 2-Bay Covered Hopper - Baltimore & Ohio	\$25.95
#5840	FGE Boxcar - "Solid Gold"	\$25.95



#3176




#3177

## PS-2 2-BAY COVERED HOPPER

Item#	Roadname	Price
#3150	Undecorated	\$8.00
#3151	Boston & Maine	\$8.25
#31521	Burlington Northern	\$8.75
#31531	Chessie System	\$8.75
#3154	Cotton Belt	\$8.25
#3155	Minneapolis & St. Louis	\$8.50
#3156	Pennsylvania	\$8.95
#31571	Santa Fe	\$8.95
#3158	American Potash	\$8.95
#3159	Chicago & Northwestern	\$8.95
#3160	Conrail	\$8.75
#3161	Delaware & Hudson	\$8.75
#3162	Lehigh & New England	\$8.75
#3163	Soo Line	\$8.50
#3164	Southern	\$8.50
#3165	Southern Pacific	\$8.50
#3166	Rio Grande	\$8.25
#3167	Elgin Joliet & Eastern	\$8.50
#3168	Imco Services	\$8.95
#3169	Kerr McGee	\$8.75
#3170	Lehigh Valley	\$8.25
#3171	New Haven	\$8.25
#3172	Norfolk & Western	\$8.95
#3173	Union Pacific	\$8.25
#3174	Central of Georgia	\$8.25
#3175	Great Northern	\$8.50
#3176	Penn Central	\$8.50
#3177	Western Pacific	\$8.25
#3178	Wisconsin Central	\$8.95

## FGE (Fruit Growers Express) 50' BOXCARS

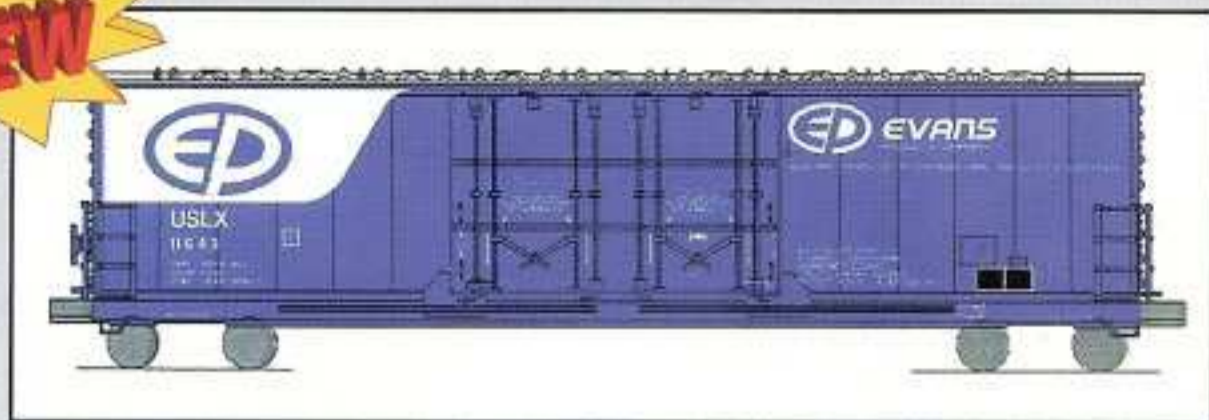
Item#	Roadname	Price
33600	Undecorated	\$8.00
33601	Burlington Northern	\$8.50
33611	Chicago & Northwestern	\$8.50
33621	CSX	\$8.50
33631	Rio Grande	\$8.50
33641	Erie Lackawanna	\$8.50
33652	Fruit Growers Express	\$8.50
33661	Norfolk & Western	\$8.50
33671	Chessie System	\$9.50
33681	Conrail	\$8.50
33691	Chesapeake & Ohio - FGE Stripes	\$8.50
33701	Pennsylvania - FGE Stripes	\$8.50
33711	Western Pacific - FGE Stripes	\$8.50
33721	Penn Central	\$8.50
33731	Providence & Worcester	\$8.75
33741	The Rock	\$8.50
33751	Union Pacific	\$9.95



#33751



# ATLAS CARRIES THE LOAD




## NEW! 50' EVANS DOUBLE PLUG-DOOR BOXCAR

Item#	Roadname
31000	Undecorated
31001	BC Rail
31011	Boston & Maine
31021	Burlington Northern
31031	Chicago & Northwestern
31041	Evans Products
31051	Tropicana
31061	Union Pacific

## 90-100 TON HOPPER WITH LOAD

Item#	Roadname	Price
#3260	Undecorated	\$6.25
#32611	Burlington (CB&Q) Alum.	\$6.75
#3262	Burlington (CB&Q) Red	\$6.25
#32631	Union Pacific	\$6.50
#32641	Norfolk & Western	\$6.75
#3265	Western Maryland (Gray)	\$6.25
#32661	Western Maryland (Tuscan)	\$6.95
#32681	Santa Fe	\$6.75
#3269	Ontario Northland	\$6.25
#3270	Erie Lackawanna	\$6.25
#3271	Delaware & Hudson	\$6.25
#32721	Southern	\$6.75
#32731	Rio Grande	\$6.75
#32741	Reading	\$6.75
#32751	Clinchfield	\$6.75
#32761	Pennsy R.R.	\$6.75
#3277	Conrail	\$6.25

#3292



Item#	Roadname	Price
#32781	Chesapeake & Ohio	\$6.75
#3279	New York Central	\$6.45
#3280	Burlington Northern	\$6.25
#3281	Shawmut #1368	\$6.25
#3282	Shawmut #1531	\$6.25
#32831	Norfolk Southern	\$6.75
#32851	Canadian National	\$6.75
#3286	Soo Line	\$6.25

Item#	Roadname	Price
#32871	Chessie B&O	\$7.25
#32881	Chessie C&O	\$7.25
#3289	Chessie WM	\$6.75
#3290	PRR -Early Scheme	\$6.75
#32911	CSX	\$7.25
#3292	Penn Central	\$6.50
#32931	CNW	\$8.25

#3223



## ORE CAR WITH LOAD

Item#	Roadname	Price
#3200	Undecorated	\$6.00
#32011	Canadian National	\$6.65
#32021	Union Pacific (Alum.)	\$6.65
#32031	Minnesota Smelting	\$6.65
#3204	Bessemer & Lake Erie	\$6.25
#32051	Burlington Northern	\$6.50
#3206	Milwaukee Road	\$6.25
#3207	Utah Copper	\$6.25
#32081	Duluth & Two Harbors	\$6.65
#3210	Great Northern (Blue)	\$6.25
#3211	Erie Mining	\$6.25

Item#	Roadname	Price
#32121	Chicago & Northwestern	\$6.65
#32131	Union Pacific (Red)	\$6.50
#3215	Northern Pacific	\$6.25
#32161	Thunder Bay Mining	\$6.65
#32171	Great Northern (Green)	\$6.50
#3218	Southern Pacific	\$6.25
#32201	Santa Fe	\$6.65
#32211	DM & I.R.	\$6.65
#32221	Pennsylvania	\$6.65
#3223	Soo Line	\$6.25
#3225	Great Northern	\$6.65

Item#	Roadname	Price
#3230	Undecorated	\$6.00
#32311	Wyandotte (Green)	\$6.75
#32331	Dow Chemical	\$6.75
#3234	Eastman Chemical	\$6.25
#32371	Hooker	\$6.75
#32381	Hudson Bay Oil	\$6.75
#3239	Firestone	\$6.25
#32401	Wyandotte (Blue)	\$6.75
#3241	Atlas Chemical	\$6.25
#32421	Brea Chemical	\$6.75

Item#	Roadname	Price
#32431	Dupont	\$6.75
#3244	Standard Chemical	\$6.25
#3245	Southern Star Lard	\$6.25
#32461	CPC International	\$6.75
#32471	FMC Corporation	\$6.75
#3248	Canadian Gen'l	\$6.25
#3249	GATX	\$6.75
#3250	Tennessee Eastman	\$6.95
#3251	Geigy Chemical	\$6.95

## "BEER CAN" SHORTY TANK CAR

#3249



From the Collection of "HOseeker"


# OF N SCALE FREIGHT CARS

From the Collection of  
"HOseker"

## 40' PS 1 BOX CAR ▶

Item#	Roadname	Price
#3400	Undecorated	\$6.00
#3402	Erie Lackawanna	\$6.25
#3403	Norfolk & Western	\$6.25
#3406	Vermont Railway	\$6.25
#3407	Burlington Northern	\$6.25
#3408	Grand Trunk Western	\$6.25
#3409	Soo Line	\$6.25
#3411	Reading	\$6.25
#3413	RF&P	\$6.25
#3414	Illinois Central Gulf	\$6.25
#3419	Santa Fe (map)	\$6.25
#3420	Union Pacific	\$6.25
#3421	NYC Pacemaker	\$6.25
#3422	Penn (Don't Stand Me Still)	\$6.75
#3423	Rio Grande	\$6.45
#3424	B & O Sentinel	\$6.75


#3442




Item#	Roadname	Price
#3425	New Haven	\$6.25
#3426	Canadian National	\$6.25
#3428	Great Northern	\$6.25
#3429	Cotton Belt	\$6.45
#3430	GM&O	\$6.45
#3431	B&O Timesaver	\$7.25
#3433	Penn Merch Ser.	\$6.75
#3436	CP Rail	\$6.45

Item#	Roadname	Price
#3437	Boston & Maine	\$7.75
#3438	Rio Grande "Cookie Box"	\$6.75
#3439	Rutland	\$7.45
#3440	Union Pacific "Automated Railway"	\$7.25
#3441	Western Maryland	\$6.75
#3442	Southern Pacific "Overnights"	\$7.45
#3443	Lackawanna	\$6.75
#3444	Delaware & Hudson	\$6.75

#3331



#3329



## 40' PLUGDOOR BOXCAR ◀

Item#	Roadname	Price
#3300	Undecorated	\$6.00
#3301	Western Pacific	\$6.25
#3302	Penn Central	\$6.25
#3303	Chessie System	\$6.25
#3305	Western Maryland	\$6.25
#3306	Chesapeake & Ohio	\$6.25
#3309	Rio Grande	\$6.25
#3310	Delaware & Hudson	\$6.25

Item#	Roadname	Price
#3312	Chattahoochee Ind.	\$6.95
#3314	Illinois Central	\$6.25
#3316	Milwaukee Road	\$6.25
#3317	Ralston Purina	\$6.25
#3318	Southern	\$6.75
#3319	Baltimore & Ohio	\$6.45
#3321	Pennsylvania	\$6.25
#3323	Soo Line	\$6.25

Item#	Roadname	Price
#3325	Canadian Pacific	\$6.45
#3326	American Refrig. Transit	\$6.75
#3327	Canadian National	\$6.50
#3328	Santa Fe	\$6.75
#3329	BAR/State of Maine	\$7.95
#3330	NH/State of Maine	\$7.95
#3331	Fruit Growers Express	\$6.95

## 42' GONDOLA WITH CONTAINERS ▶

Item#	Roadname	Price
#3500	Undecorated	\$6.00
#3502	Illinois Terminal Co.	\$6.25
#3503	Seaboard Coast Line	\$6.25
#3504	Milwaukee Road	\$6.25
#3505	Ontario Northland	\$6.75
#3506	Norfolk & Western	\$6.75
#3508	Southern	\$6.75
#3510	Texas & Pacific	\$6.75
#3511	Frisco	\$6.25
#3513	Chicago & Eastern Illinois	\$6.75

#35081



YOU'RE ON THE RIGHT TRACK...WITH ATLAS!®

# MORE N CREDIBLE FREIGHT CARS

From the Collection of  
"HOseeker"

#3524




## 40' STOCKCAR

Item#	Roadname	Price
#3520	Undecorated	\$6.00
#3522	Rio Grande	\$6.25
★ #35231	Great Northern	\$6.75
#3524	Southern	\$6.25
★ #35251	Union Pacific	\$6.75

## 50' STOCK CAR

Item#	Roadname	Price
#3540	Undecorated	\$6.00
#3541	CB&Q	\$6.25
#3542	Norfolk & Western	\$6.25
#3549	Pennsylvania	\$6.25

#3549



## CUPOLA CABOOSE

Item#	Roadname	Price
#3560	Undecorated	\$6.00
#3561	Southern Pacific	\$6.25
#3562	Union Pacific	\$6.25
★ #35631	Santa Fe	\$6.75
#3564	Western Pacific	\$6.25
★ #35651	Burlington Northern	\$6.50
★ #35671	Seaboard Coast Line	\$6.75
#3568	Lehigh Valley	\$6.25
#3569	Rio Grande	\$6.25
★ #35701	Norfolk & Western	\$6.75
#3571	Chicago & Northwestern	\$6.25

#3591



#3592



Item#	Roadname	Price
#3573	Southern	\$6.25
#3574	Chessie System	\$6.25
#3575	New Haven	\$6.25
#3576	Baltimore & Ohio	\$6.25
#3577	Erie Lackawanna	\$6.25
#3583	Pennsylvania	\$6.25
#3585	Reading	\$6.25
★ #35891	Great Northern	\$6.50
#3590	Conrail	\$6.25
#3591	Canadian Pacific	\$6.45
#3592	Canadian National	\$6.75

YOU'RE ON THE RIGHT TRACK...WITH ATLAS!®

# TO ROLL ON YOUR LAYOUT

## 50' STAGGERED DOUBLE-DOOR BOXCAR

From the Collection of  
"HOseeker"



Item#	Roadname	Price
#3600	Undecorated	\$6.00
#3601	Great Northern	\$6.25
#3605	Pennsylvania	\$6.25
#3606	Reading	\$6.25
#3608	Canadian Pacific	\$6.25
#3609	Northern Pacific	\$6.25
#3612	Southern	\$6.25
#3625	Southern Pacific	\$6.75
#3626	B&O Sentinel	\$6.45
#3627	Santa Fe "El Captain"	\$6.45
#3628	Santa Fe "Grand Canyon"	\$6.45
#3629	Erie Lackawanna	\$6.25
#3630	Vermont Railway	\$6.50
#3631	New York Central	\$7.45
#3632	Illinois Central	\$6.50
#36331	Burlington	\$7.50
#36341	Texas & Pacific	\$7.50

## ACF 4-BAY CENTERFLOW® COVERED HOPPER

Item#	Roadname	Price
#3700	Undecorated	\$7.00
#3704	Rio Grande	\$7.45
#3715	BASF Wyandotte	\$8.25
#3716	FMC Chemical	\$8.25
#3717	Arco Polymers	\$8.25
#3719	ECC America	\$8.25
#3821	New York Central	\$8.25
#3822	Rock Island	\$7.95
#3825	Amoco Chemicals	\$8.25



## 50' MECHANICAL REFRIGERATOR REEFER

#3671




Item#	Roadname	Price
#3650	Undecorated	\$6.50
#3652	Bangor & Aroostook	\$6.50
#3653	Burlington Northern	\$6.50
#3654	Canadian National	\$6.50
#3661	Pacific Fruit Express	\$6.50
#36621	Swift Meats	\$7.75
#36671	Santa Fe	\$7.95
#3670	Tropicana	\$6.50
#3671	Fruit Growers Express	\$6.50
#36721	Burlington	\$7.75
#3673	Western Fruit Exp.	\$6.50

Item#	Roadname	Price
#3950	Undecorated	\$8.25
#3951	Burlington Northern	\$8.50
#3952	Union Pacific	\$8.50
#3953	Conrail	\$8.50
#3954	ADM	\$8.75
#3955	Norchem	\$8.50
#3956	Carlson	\$8.75
#3957	Chessie System	\$8.95
#3958	A.E. Staley	\$8.50
#3959	American Hoechst	\$8.75
#3960	Cargill	\$8.75
#3961	Georgia Kaolin	\$8.75
#3962	Chemplex Plastics	\$8.95
#3963	Wisconsin Central	\$8.75

## ACF MODERN 4-BAY CENTERFLOW® HOPPER – With all-new mold work

#3957



YOU'RE ON THE RIGHT TRACK...WITH ATLAS!®

# THEY KEEP ROLLING

From the Collection of  
"HOseeker"


## PIGGYBACK FLAT WITH 2, 24' TRAILERS



Item#	Roadname	Price
#3740	Undecorated	\$7.00
#37411	Sea Land	\$8.75
#37421	Conrail	\$7.75
#37431	L & N	T.B.A.
#37441	Southern Pacific	\$8.75
#37451	Santa Fe	\$8.75
#37461	Union Pacific	T.B.A.
#3748	Rio Grande	\$7.45
#37491	B & O	\$8.75
#37501	NYC Pacemaker	\$8.95
#37511	Pennsylvania	\$8.75
#3752	REA Leasing	\$7.45
#3753	American Pres. Lines	\$7.45
#37541	Canadian National	\$7.75
#37551	Canadian Pacific	\$8.75

## 3-BAY COVERED HOPPER

Item#	Roadname	Price
#3720	Union Pacific	\$6.75
#3721	Southern Pacific	\$6.75
#3722	Southern	\$6.75
#3724	Reading	\$6.75
#3725	Conrail	\$6.75
#3726	Undecorated	\$6.25
#3727	Grand Trunk Western	\$6.75
#3728	New York Central	\$6.75
#3729	Central of Georgia	\$6.75
#3730	Chicago & Northwestern	\$6.75
#3731	Great Northern	\$6.75
#3732	Santa Fe	\$6.95
#3733	Baltimore & Ohio	\$6.95
#3734	Burlington Northern	\$6.95
#3735	Western Pacific	\$6.95
#3736	Detroit, Toledo & Ironton	\$7.25
#3737	Genessee & WY	\$6.95
#3738	Erie Lackawanna	\$7.25
#3739	Jack Frost	\$7.25



## PIGGYBACK FLAT WITH 40' TRAILER

Item#	Roadname	Price
#3770	Undecorated	\$7.00
#37721	Chicago & Northwestern	\$8.95
#3773	Missouri Pacific	\$7.45
#3774	Pennsylvania	\$7.45
#3775	Santa Fe	\$7.45
#3776	Pacific Fruit Express	\$7.45
#37771	Canadian Pacific Express	\$8.25
#3778	Nickel Plate Road	\$7.45
#3779	B&O Trailer Service	\$7.95
#3780	BC Rail	\$7.95

## FLAT CAR WITH STAKES

Item#	Roadname	Price
#3800	Undecorated	\$6.00
#38011	Burlington Northern	\$6.50
#3802	B&LE	\$6.25

Item#	Roadname	Price
#3803	Chesapeake & Ohio	\$6.25
#3804	Canadian Pacific	\$6.25
#3805	Erie	\$6.25
#3806	SL-SF (Frisco)	\$6.25
#3807	Great Northern	\$6.25
#3808	Missouri, Kansas, Texas	\$6.25
#3809	Northern Pacific	\$6.25
#3810	Seaboard Air Line	\$6.25
#3811	Southern	\$6.25
#3812	Wabash	\$6.25
#38131	Western Maryland	\$6.50
#3814	Union Pacific	\$6.50



# ... AND ROLLING & ROLLING

Item#	Roadname	Price
#3850	Undecorated	\$8.00
#3851	Santa Fe	\$8.25
#3852	Southern Pacific	\$8.25
#3853	Canadian National	\$8.25
* #38541	Southern	\$8.25
#3855	Chicago & Northwestern	\$8.25
#3856	Pennsylvania	\$8.25
#3857	Boston & Maine	\$8.25
#3858	Burlington Northern	\$8.25
#3859	Union Pacific	\$8.25
#3860	Western Maryland	\$8.25
#3861	Conrail	\$8.25
#3863	Golden Loaf	\$8.50
#3864	Pillsbury	\$8.50
* #38651	Jack Frost	\$8.95

From the Collection of  
"HOseker"

## GATX® 40' AIRSLIDE



## ACF 2-BAY CENTERFLOW®



Item#	Roadname	Price
#3900	Undecorated	\$8.00
#3901	ACF Demonstrator	\$8.25
#3902	Erie Lackawanna	\$8.25
#3903	Burlington Northern	\$8.25


Item#	Roadname	Price
#3904	Great Northern	\$8.25
#3905	Union Pacific	\$8.25
#3906	Seaboard System	\$8.25
#3907	Norfolk & Western	\$8.25
#3908	ACFX	\$8.25
#3909	Southern Pacific	\$8.25
#3910	Detroit & Toledo Shore Line	\$8.50
#3911	Grand Trunk Western	\$8.25
#3912	Corning	\$8.75
* #39131	Chicago & Northwestern	\$8.50
#3914	Conrail	\$8.25
#3915	Rio Grande	\$8.25
#3916	CSX	\$8.25
#3917	Montana Rail Link	\$8.75
#3918	Missouri Pacific	\$8.50
#3919	MKT	\$8.75

## HAVE FUN WITH ATLAS TRAIN CAPS®!

If you like POGS®, you'll love Atlas TRAIN CAPS®! Stunningly colorful and full of energy, Atlas TRAIN CAPS® contain photos of various Atlas freight cars, locomotives and cabooses. Eight Caps to a card, seven collector series sets in all! Flip 'em, collect 'em or trade them just for fun!

Collector Train Cap Sets -  
\$1.75 per card

- #1000 Tank Cars
- #1001 2-Bay Open Hoppers
- #1002 2-Bay Covered Hoppers
- #1003 U33C Locomotives
- #1004 Assorted Freight Cars
- #1005 Wide-Vision Cabooses
- #1006 FGE Boxcars



# JOIN IN THE FUN OF ATLAS READY TO RUN!

Dear Model Railroader:

We know you will enjoy the 1996 edition of the Atlas Model Railroad Catalog and the many exciting products that are included. We are very proud about our new offerings this year, most especially our expanding line of reasonably-priced, fine quality, ready-to-run track, freight cars and locomotives.

There are many potential and existing modelers today who are extremely interested in model railroading but simply don't have as much time as they'd like to devote to the hobby. We are currently concentrating our efforts on creating high quality, ready-to-run products so you don't have to sacrifice quality, or spend hours putting models together before you get to the fun of operating your trains.

For instance, our HO freight cars come completely assembled with outstanding details normally only found in high-end freight car kits. We promise that you will be impressed not only with the details and smooth running, but also with the exceptional crisp painting and printing on each and every car.

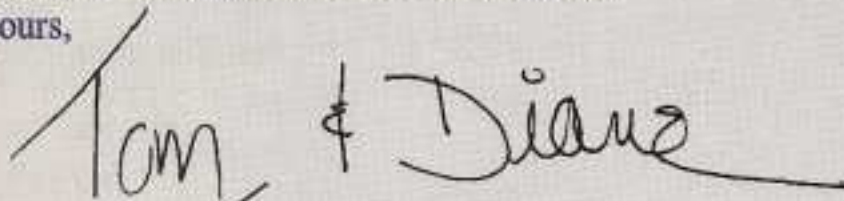
Another compelling new ready-to-run product is our HO roadbed track called "True-Track." The True-Track system is based on Atlas' top of the line track with premium nickel silver rail. Each True-Track piece contains prototypically accurate brown Code 83 track embedded into correctly profiled gray gravel roadbed. Pieces easily snap together to form a basic layout on your floor or table. The icing on the cake is that this expanding, realistic looking system is flexible according to your skill level, backed by Atlas' 50 years of model track building, and is "truly" affordable.

We understand that the most important commitment you can make in life involves the quality of relationships and the time you spend with your family and friends. Our commitment to you is to produce the highest quality model railroad product that will make your valuable leisure time both a rewarding and fun-filled experience. So whether you're a seasoned modeler or just starting out, let us help you join in the fun of quality, ready-to-run model railroad products.

If you have any questions, comments or suggestions about any of our products, please don't hesitate to write a letter or give our customer service or technical departments a call at 1-800-872-2521. We are always happy to hear from you and help you in any way we can.

Thank you for your interest in Atlas Model Railroad Company.

Very truly yours,



Thomas W. Haedrich, CEO

Diane Schaffan Haedrich, President



Diane Schaffan Haedrich, President, and Thomas W. Haedrich, CEO.

**YOU'RE ON THE RIGHT TRACK...WITH ATLAS!®**



378 Florence Avenue  
Hillside, NJ 07205 • USA  
(908) 687-0880

From the Collection of  
"HOseeker"