

HO LOCOMOTIVES HO

RETURN OF THE CENTURY! HO C424/C425

\$99.95



Item #	Roadname	Color	Road #	Phase
C424				
8055	Undecorated			
8061	Erie Lackawanna	Black & Yellow	2401	1
8062	Erie Lackawanna	Black & Yellow	2409	1
8063	Conrail	Blue	2491	1
8064	Conrail	Blue	2497	1
8050	Undecorated			
8051	Canadian National	Sergeant Stripes	3205	2
8052	Canadian National	Sergeant Stripes	3219	2
8053	Burlington Nrthn.	Green & Black	4240	2
8054	Burlington Nrthn.	Green & Black	4244	2
C425				
8030	Undecorated			
8038	New Haven	Black	2553	
8039	New Haven	Black	2557	
8042	Norfolk & Western	Black	1001	
8043	Norfolk & Western	Black	1006	

S2/S4




S2	Item #	Roadname	Road #	Price
	8070	Undecorated		\$99.95
	8078	Southern Pacific	1362	\$99.95
	8083	Gulf, Mobile & Ohio	1006	\$99.95
	8084	Gulf, Mobile & Ohio	1010	\$99.95
	8085	Canadian Pacific	7015	\$104.95
	8086	Canadian Pacific	7024	\$104.95
	8087	Boston & Maine	1261	\$99.95
	8088	Boston & Maine	1264	\$104.95

S4	Item #	Roadname	Road #	Price
	8270	Undecorated		\$99.95
	8289	Santa Fe	1502	\$104.95
	8290	Santa Fe	1536	\$104.95
	8288	Southern	6075	\$99.95

FP-7 \$109.95

8325	L & N
8327	Northern Pacific
8328	Soo Line
8329	Soo Line
8334	Union Pacific



'94

ATLAS MODEL RAILROAD PRODUCTS

ATLAS
MODEL RAILROAD CO., INC.

Atlas Model Railroad Co., Inc.
378 Florence Ave. • Hillside, NJ 07205 U.S.A.
(908) 687-0880

THE 1st STEP ON THE "RIGHT TRACK" - ATLAS STARTER SETS

HO STARTER SET

The HO Starter Set is a *snap* for beginners to assemble. Contains enough Snap-Track® and components to assemble a 40" x 56" layout on which you can operate a train set of your choice. Easily expandable, your Snap-Track® layout will provide years of pleasure. Complete assembly instructions provided.

- #88 Black Track/Nickel Silver Rail **\$25.95**
- #9088 Brown Track/Nickel Silver Rail **\$25.95**



Power Pack, locomotives and rolling stock not included.

N SCALE STARTER SETS



- (without loco)
- 4448-1 Pennsylvania **\$51.00**
 - 4448-2 Southern **\$51.00**
 - 4448-3 Santa Fe **\$51.00**
 - 4448-4 Union Pacific **\$51.00**
 - 4448-5 Baltimore & Ohio **\$51.00**
 - 4448-6 Canadian **\$51.00**
 - 4448-7 Burlington Northern **\$51.00**

Power Pack not included

- (with loco)
- 4448-17 U25B Erie Lackawanna **\$120.00**
 - 4448-18 U25B Seaboard System **\$120.00**
 - 4448-19 Chessie System (SD-7) **\$124.95**
 - 4448-21 Nickel Plate Rd. (SD-9) **\$124.95**

With ATLAS N Scale Starter Kit it's a *SNAP* for beginners to build their first layout and get their railroad rolling! The set comes in two versions — one with a locomotive and one without. Both sets include freight cars and enough track for 22" x 30" layout.

FRONT COVER: For a full listing of our NEW ATLAS 4-Bay Centerflow® Hoppers, see pg. 25.

INDEX

Starter Sets.....	2	N Snap-Track®.....	16-17
Instruction Books.....	3	N Bridges & Piers.....	18
HO Snap-Track®.....	4-5	N High Rise Buildings & Accessories.....	19
HO Custom-Line Crossings.....	6	N Freight Cars.....	20-25
HO Mark 3 Turnouts.....	7	N Locomotives.....	26-27
HO Super Track 83®.....	8	O Scale Freight & Track.....	28-29
HO Atlas/Roco Track 83.....	9	Electrical Components (All Scales).....	30-31
HO Structures.....	10-13	HO Locomotives.....	30-31
HO Accessories, Bridges & Piers.....	14	Back Cover	
HO Freight Cars.....	15		

NOTE: Throughout the catalog *EVERY* track product with "9" as its first digit has brown ties with nickel silver rail.

ATLAS BOOKS - BEGINNER • HOW TO'S • PLAN BOOKS • INSTRUCTION BOOKS IN N & HO

#03 ALL NEW PARTS CATALOG
Includes all locomotive repair manuals, currently available parts and a handy fax order form. This is a complete, easy reference 50-page book. **\$5.00**



#06 INTRODUCTION TO N SCALE MODEL RAILROADING
Nine layout options for table tops. Updated and even easier to read, this new book is great for beginners who want to plunge into the world of N scale model railroading. Complete with everything you need to know to build a layout — from buying necessary track products to tips on benchwork, wiring and track laying. 37 pp. **\$3.95**



#11 HO LAYOUTS FOR EVERY SPACE
With this new, revised edition, you can build 11 challenging layouts. Contains fool-proof tips, short-cuts and guidelines to create unusual layouts for limited space. **\$4.95**



#12 THE COMPLETE ATLAS WIRING BOOK
The ATLAS Electrical Wiring System made easy. Learn how to install and use our quality components on any layout. Over 100 updated diagrams complimented by a complete glossary, step-by-step instructions. All scales. **\$4.95**



#04 ATLAS FANTASTIC LAYOUTS — FREE 32 PAGE BOOKLET
This FREE reference guide highlights all 53 ATLAS layouts so it's easy for you to choose which FANTASTIC ATLAS layout to build. Includes diagrams of all 53 HO/N layouts along with corresponding table size, skill level and approximate price range.



#07 NINE N SCALE RAILROADS
Step-by-step in instructions for benchwork track-laying, wiring and scenery. Beautifully illustrated with dozens of large photos. 50pp. **\$4.50**



#09 ATLAS BEGINNER'S GUIDE TO HO MODEL RAILROADING
Completely revised, expanded and updated entry level manual. Offers 12 layouts, large clear diagrams, complete construction and wiring instructions. Today's technology written in modern, simple language. **\$3.95**



#13 SEVEN STEP-BY-STEP HO RAILROADS
Fully tested layouts illustrated with step-by-step instructions for every stage of construction. Benchwork, tracklaying, wiring and scenery. 52 pp. **\$4.95**

#14 KING SIZE HO RAILROADS PLAN BOOK
34" across when opened. Large photos and 2" to the foot (1/6th full size) plans for six different model railroads. From benchwork to scenery. 36 pp. **\$6.25**



NOTE: ATLAS HO track is produced in both brass and nickel silver rail. Brass track comes with black ties only. Nickel silver track comes with either black or brown ties. All track items with "9" as its first digit is nickel silver rail with brown ties.



RERAILER (3 pcs. per pack)

#44 BRASS RAIL \$3.12 #844 N/S RAIL \$4.00 #90844* \$4.00


A sweep of the hand places rolling stock on rails. Automatically rerails derailed equipment in hard to reach hidden areas.



#49 BRASS RAIL \$2.03
#849 N/S RAIL \$2.40
#90849 N/S RAIL w/brown ties \$2.40

DEAD-END COUPLER


For use with horn-hook style couplers provided by most manufacturers of ready-to-run rolling stock. One-way ramp uncouples cars entering siding. Equipment remains coupled when leaving siding. Not for use on "through" lines.



SNAP-SWITCHES—REMOTE CONTROL

Packed with 1/3-18" radius section making curved leg equal to regular 18" radius section. Adding passing tracks and sidings is a cinch as Atlas Snap-Switches will fit wherever you have 9" straight or 18" radius curved sections. Remote control Snap-Switches include switch machine, control box, hook-up wire and identification numbers.

Description	Nickel Silver Rail		Brass Rail
	Black	Brown	Black Only
9" straight	#850	#90850	\$11.00 #50 \$9.68
18" radius curved	#851	#90851	\$11.00 #51 \$9.68



SNAP-SWITCHES—MANUAL

Manual Snap-Switches are easily convertible to remote control with #521 H and #53RH Switch Machines.

Description	Nickel Silver Rail		Brass Rail
	Black	Brown	Black Only
Lefthand	#860	#90860	\$7.00 #60 \$5.85
Righthand	#861	#90861	\$7.00 #61 \$5.85



STRAIGHT SNAP-TRACK SECTIONS

Description	Nickel Silver Rail		Brass Rail
	Black	Brown	Black Only
9" (6 pc. pkg.)	#821	#90821	\$3.75 #21 \$2.80
6" (4 pc. pkg.)	#822	#90822	\$2.00 #22 \$1.52
3" (4 pc. pkg.)	#823	#90823	\$2.00 #23 \$1.52
1 1/2" (4 pc. pkg.)	#825	#90825	\$2.00 #25 \$1.52



CURVED SNAP-TRACK SECTION

15" and 18" radius circles require 12 full sections
18" radius circle requires

36" SUPER FLEX TRACK



Can be curved to any radius. Ideal for realistic spiral easement curves. Easily cut to any needed length with the #400 Modeler's Super Saw. (See page 31.)


Description	Nickel Silver Rail		Brass Rail
	Black	Brown	Black Only
CODE 100	#168	#90168	\$2.50 #104 \$2.40
CODE 100 5-pack	#178	#90178	\$13.75



SNAP CROSSINGS

Each leg 6" long. See page 6 for Custom-Line Crossings available in many other angles of intersection.

#39 30° BRASS RAIL \$4.28
#839 30° N/S Rail \$5.00
#90839* N S RAIL w brown ties \$5.00

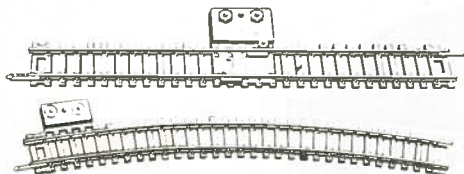


SNAP-TRACK ASSORTMENT

Easy way to fill short gaps in trackwork. Two each of 6 short pieces; 4", 1", 11 4", 11 2", 2" and 2 1 2".

#47 BRASS RAIL \$1.92
#84 N S RAIL \$2.40
#90847 N S RAIL w/brown ties \$2.40


Description	Nickel Silver Rail		Brass Rail
	Black	Brown	Black Only
15" radius (6 pc. pkg.)	#831	#90831	\$3.75 #31 \$2.80
1 2 15" radius (4 pc. pkg.)	#832	#90832	\$2.00 #32 \$1.52
18" radius (6 pc. pkg.)	#833	#90833	\$3.75 #33 \$2.80
1 2 18" radius (4 pc. pkg.)	#834	#90834	\$2.00 #34 \$1.52
1 3 18" radius 4 pc. pkg.	#835	#90835	\$2.00 #35 \$1.52
22" radius 6 pc. pkg.	#836	#90836	\$3.75 #36 \$2.80



TERMINAL SECTIONS

For quick, solderless connections to track. See also prewired #42 and #842 Terminal joiners on page 6.


Description	Nickel Silver Rail		Brass Rail
	Black	Brown	Black Only
Terminal Joiner	#842	#90842	\$2.40 #40 \$2.03
Terminal Joiner	#842	#90842	\$2.40 #45 \$2.03



SWITCH MACHINES-REMOTE CONTROL

Snap-on switch machines will convert any Atlas manual switch to remote control in no time at all.

#52 Lefthand \$5.50 #90052 (brown) \$5.50
#52 Righthand \$5.50 #90053 (brown) \$5.50




SWITCH MACHINES-MANUAL

Control panel or remote control

#62 Lefthand \$1.50 #90062 (brown) \$1.50
#63 Righthand \$1.50 #90063 (brown) \$1.50

BUMPER

#43 BRASS RAIL \$1.52
#843 N S RAIL \$2.00
#90843 N S RAIL w/brown ties \$2.00




NOTE: Every track product with "9" as its first digit has brown ties with nickel silver rail.

NOTE: Every track product with "9" as its first digit has brown ties with nickel silver rail.

#302 TURNTABLE-MANUAL BRASS \$16.75

#303 TURNTABLE N/S \$17.00

Fully assembled 9" diameter turntable indexes precisely to 11 positions 30° apart. Absolutely no "hunting" required. Surface mount; no cutting necessary. Manual crank operation; can be very quickly motorized for remote control operation with the #301 Turntable Drive Unit.



#304 TURNTABLE DRIVE UNIT


Price: \$19.95



(Replaces #301)

HO CUSTOM-LINE CROSSINGS

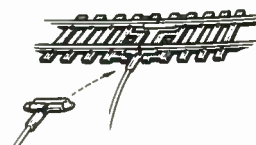
Precisely engineered angles of intersection to solve most crossing requirements. For scissors' crossovers, use the 25° crossing with #4 Custom-Line Mark 3 Turnouts or the 19° crossing with #6 turnouts. The 12 1/2° and 19° crossings are especially suited for junctions between double-track mainlines. A wide variety of single and double-track wyes and many other arrangements, appear in ATLAS Instruction Books. (See P. 3).



90°

Description	Nickel Silver Rail		Brass Rail	
	Black	Brown	Black Only	
12 1/2° - 9"	#177	#90177	\$5.50	#140 \$4.46
19° - 6"	#171	#90171	\$5.00	#141 \$4.28
25° - 4 1/2"	#172	#90172	\$5.00	#142 \$4.28
30° - 4"	#173	#90173	\$5.00	#143 \$4.28
45° - 3"	#174	#90174	\$5.00	#144 \$4.28
60° - 3"	#175	#90175	\$5.00	#145 \$4.28
90° - 6"	#176	#90176	\$5.00	#41 \$4.28

TERMINAL JOINERS



Easiest way to make power feeder connections to trackwork just about anywhere on layout. No soldering required.

#42 Brass \$1.60
#842 Nickel Silver \$1.60

RAIL JOINERS

#54 Brass \$1.50
#170 Nickel Silver \$1.50
#55 Plastic insulating \$.90
#550 Nickel Silver (CODE 83) \$1.75
#551 Transition, N.S. (83/100) \$1.75



HO RAIL - CODE 100




Three-foot lengths in 99-foot bundles.
#101 Brass, 99' bundle \$26.00
#102 Nickel Silver, 99' bundle \$27.00

HO

CUSTOM-LINE MARK 3 TURNOUTS

HO

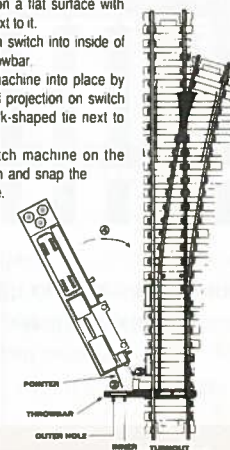


- **METAL FROGS** When hooked up, the #200 Snap-Relay (p. 30), will enable the frog to be powered.
- **SWITCH MACHINES** snap on or off in a matter of seconds. See sketch at right.

Description	Nickel Silver Rail		Brass Rail	
	Black	Brown	Black Only	
Wye Turnout	#280	#90280	\$8.25	#240 \$7.20
No. 4 Turnout - Left	#281	#90281	\$8.25	#241 \$7.20
No. 4 Turnout - Right	#282	#90282	\$8.25	#242 \$7.20
No. 6 Turnout - Left	#283	#90283	\$8.25	#243 \$7.20
No. 6 Turnout - Right	#284	#90284	\$8.25	#244 \$7.20

Attaching Switch Machines to the New Customline Mark 3 Turnouts is easy as 1-2-3-4

1. Place turnout on a flat surface with switch machine next to it.
2. Slide pointer on switch into inside of hole of turnout throwbar.
3. Move switch machine into place by engaging rounded projection on switch machine into nook-shaped tie next to throwbar.
4. Pivot the switch machine on the rounded projection and snap the machine into place.



NOTE: Every track product with "9" as its first digit has brown ties with nickel silver rail.

To order by phone using a credit card - 1-800-872-2521



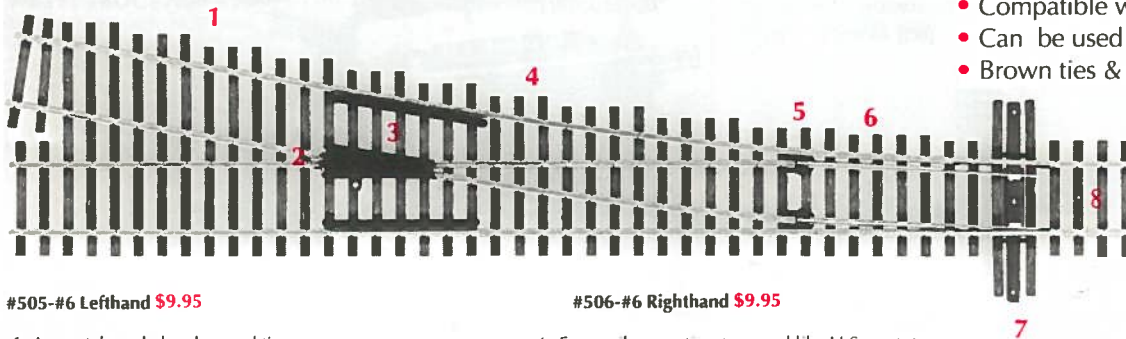
NOTE: Every track product with "9" as its first digit has brown ties with nickel silver rail.

HO

ATLAS SUPER-TRACK 83®

HO

The Switch is On to fine scale HO Modeling!




#505-#6 Lefthand \$9.95

#506-#6 Righthand \$9.95

1. Accurately scaled and spaced ties.
2. Blackened metal frog allows powering by ATLAS Snap-Relay.
3. Frog angle is true #6 - 9°30'.
4. Frog & guardrail flangeways set to NMRA standards.
5. New points eliminate rivets, providing better electrical contact & improved appearance.

6. Four spikes per tie, staggered like U.S. prototype.
7. Designed for undertable switch machines or manual ground throws.
8. Concealed nail holes.



Actual Size

#500 Super-Flex® \$3.50

#550 Rail Joiners \$1.75

#551 Transition Joiners \$1.75

Made in the U.S. A. for discriminating HO modelers!

ATLAS/ROCO HO TRACK 83 SYSTEM

Manufactured in Austria, this nickel silver track can be used with other ATLAS or Roco track products, both Code 83 and Code 100, by using conversion joiners. Turnouts may be used in conjunction with ATLAS #65 Under Table Switch Machine and #200 Snap Relay. Sectional track components, crossing and turnouts include rail joiners.

FLEXIBLE TRACK

- #900 - Wood Ties - 920MM (36.22") \$5.50
- #901 - Concrete Ties - 920MM (36.22") \$5.75

SECTIONAL TRACK - STRAIGHT (4 pack)



- #902 - 920MM (36.22") \$5.95
- #903 - 230MM (9.06") \$6.95
- #904 - 119MM (4.69") \$5.75
- #905 - 115MM (4.53") \$5.75
- #924 - 57.5MM (2.26") \$5.50

SECTIONAL TRACK - CURVED (4 pack)



- #906 - 30° - 358MM (14.09") Radius \$6.95
- #907 - 30° - 419.6MM (16.52") Radius \$7.50
- #908 - 30° - 481.2MM (18.94") Radius \$7.75
- #909 - 30° - 542.86MM (21.37") Radius \$8.25
- #910 - 15° - 888MM (34.96") Radius \$8.25
- #911 - 5° - 1962MM (77.24") Radius \$7.25

TURNOUTS

- #912 - LEFT - #5 15° \$17.50
- #913 - RIGHT - #5 15° \$17.50

DIVERGING TRACK RADIUS
837.5MM



#914 SINGLE SLIP - FROG & CROSSING: 15° \$27.95



- #915 - CURVED LEFT - 358MM (14.09") Radius - 30° \$17.50
- #916 - CURVED RIGHT - 358MM (14.09") Radius - 30° \$17.50



- #917 - LEFT - #7 10° \$19.95
- #918 - RIGHT - #7 10° \$19.95
- #925 - SINGLE SLIP - FROG & CROSSING - 10° \$34.50
- #927 - 3-WAY TURNOUT - 15° \$42.75

CROSSINGS

- #919 - 30°
CROSSING
\$7.50
- #926 - 15°
CROSSING
\$22.00




ACCESSORIES

- #920 RAILJOINERS \$2.75
- #921 INSULATING JOINERS \$2.75
- #922 CONVERSION JOINERS \$2.75
- #923 TERMINAL JOINERS \$3.75



#703 WATER TOWER \$6.00

The all-time best selling HO water tank. Authentic down to the smallest detail including the padlock on the roof trapdoor.



#706 PASSENGER STATION \$8.00

An exquisite model with a host of realism-heightened details such as a baggage wagon loaded with express and luggage, freight scale and dolly and even a phone booth complete with tiny phone inside.



#701 ELEVATED GATE TOWER \$4.75

Provides just the right railroad atmosphere at your grade crossings with its typical clutter of detail even down to such items as coal scuttle and lamps.

HO TRACKSIDE STRUCTURES

Featured on these two pages is the Atlas premier line of trackside structure kits. Made in the U.S. to strict American prototype and super-detailed. All parts precision molded in appropriate colors.

Kits include easy-to-follow instructions, decals and printed window glazing where required. Fun and satisfying to assemble.



#760 ROADSIDE RESTAURANT \$7.75

Finely detailed generic restaurant at home in any setting, from rural to urban.



#750 LUMBER YARD & OFFICE BUILDING \$7.50

Detailing includes a radial-arm power saw and hand tools usually found around a lumber yard's saw table.



#702 TRACKSIDE SHANTY \$4.75

Typical of the countless shanties to be found in any number of railroad scenes. All the finishing touches including the checkers-playing crew seated on their salvaged orange crate chairs.

#705 TELEPHONE SHANTY & POLE \$3.25

Provides just the right touch beside that lonely branch or siding turnout out along the main.

#704 SIGNAL TOWER \$6.00

A model of contest-quality detailing which includes partially open window sashes with shades, some in disreputable condition, drawn to various heights.



#707 STATION PLATFORM (set of 2) \$3.75

A perfect companion piece to the #706 Passenger Station. Use it to lengthen the station platform or to provide an across-the-tracks shelter opposite your station.




#715 REFRESHMENT STAND \$4.50

ATLAS HOME SERIES HO ATLAS TOWN SERIES HO



#600 RANCH HOUSE
The moldmaker's own home recreated for you in HO Scale!
\$11.50

#601 COLONIAL HOUSE
Typical of housing developments throughout the country, this house includes such touches as window shades and drapes. **\$11.50**




#602 HISTORIC HOUSE
A throw-back to the early 19th century, this home even has a "cedar shake" roof to add authenticity. **\$11.50**

#603 CAPE COD HOUSE
Popularized in the 1940's, the classic Cape Cod has shutters and a detached garage offering numerous "expansion possibilities." **\$11.50**



#604 SPLIT LEVEL HOUSE
A bay window and "vertical blinds" makes this kit a good choice for more modern layouts. **\$11.50**



#606 CHURCH
From its stained glass windows to the gold cross on the steeple, this lovely church works well in any HO layout and adds charm to winter scenec. **\$14.50**



#605 POOL
Includes deck furniture, ladder and floats. **\$7.50**



#607 SCHOOL
Buildable in numerous configurations, this basic school can be customized and used for any grade level! Separate flag and pole. **\$14.50**



#609 MUNICIPAL BUILDING
Finally, a place for your police department and tax assessor. Flag included. **\$14.50**



#608 FIREHOUSE
Every town and village needs one and this basic model is perfect from any angle! **\$14.50**

Made in the U.S.A. of polystyrene plastic, these finely detailed kits feature easy assembly and require no painting.



#610 MINI-MALL
With seven store fronts, this kit simulates retail malls found all over the country today. Comes with store names such as Joe's Deli and Bakery, but you can have fun naming them yourself. **\$14.50**

HO ACCESSORIES

#775 TELEPHONE POLES \$2.75

(Set of 12)

#776 PICKET FENCE & GATE \$2.75

(72" per pkg.)

#777 3-RAIL FENCE & GATE \$2.75

(72" per pkg.)

#778 COWS & HORSES \$2.75

(12 Total)

#779 SHEEP \$2.75

(12 White, 1 Black)

#790 FLATCAR GIRDER LOAD \$2.25

(4 pc. pkg.)

#791 STACKED MILL LUMBER \$2.75

#793 24 FIGURES \$2.75

(unpainted)


HO BRIDGES & PIERS

EASY TO ASSEMBLE!



#82 PIER GIRDER \$2.00

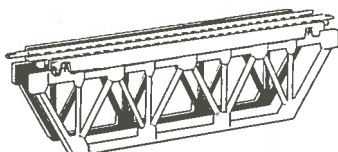
9" x 1 3/4" x 3/8"



#83 WARREN TRUSS KIT

9 x 2 1/2 x 2

#883 N/S Rail \$4.00 #83 Brass Rail \$3.75



#84 DECK TRUSS KIT

9 x 1 3/8 x 2 1/4


#884 N/S Rail \$4.00 #84 Brass Rail \$3.75



#85 PLATE GIRDER BRIDGE

9" x 2 1/2 x 1"

#885 N/S Rail \$4.00 #84 Brass Rail \$3.75



#86 PONY TRUSS

9 x 3 x 2

#886 N/S Rail \$10.25 #86 Brass Rail \$10.00



#87 CURVED CHORD

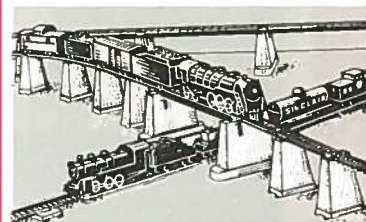

18 x 3 x 4 7/8

#887 N/S Rail \$16.50 #87 Brass Rail \$16.00

#81 3" BRIDGE PIER

Cut stone masonry pier. 3" high.

\$2.50



#80 OVER 'N UNDER PIER SET

Forty-six stone masonry piers and a #82 Pier Girder. Piers are graduated in height from 1 4" to 3" by 1 4" increments with 18 snap-in shims provided for intermediate piers. Approximate grades up and down in figure-8 arrangement using 18 radius curves is 2 6".

\$9.95

FOR THE FIRST TIME EVER! ATLAS HO FREIGHT CAR MODERN TANK CARS


Expected Late '93/Early '94

Price: T.B.A.

Item #	Roadname
1700	Undecorated
1701	J.M. Huber
1702	Englehard
1703	Georgia Kaolin



Features:

- Almost ready-to-run, no glue needed
- Free-rolling trucks
- Blackened metal wheels
- Designed from manufacturer's prints



#2500 SUPER - FLEX TRACK™

Curvable to any radius. Ideal for spiral easement curves.
Easily cut to any needed length with a #400 Snap-Saw. (See page 31.) **\$2.10**
#92500* **\$2.10**



#2501 STRAIGHT (5") SNAP-TRACK (6 pcs./pack) **\$1.90**
#92501* **\$1.90**

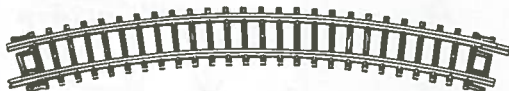


#2509 SNAP-TRACK ASSORTMENT
Contains two 2 1/2", four 1 1/4" and four 5/8" sections. Easiest way to fill short gaps in sectional track layouts. **\$2.15**
#92509* **\$2.15**



#2532 RERAILER TRACK SECTION
Sweep of the hand places rolling stock on track. Automatically rerails derailed equipment in hard to reach areas. **\$1.50**

#92532* **\$1.50**



CURVED SNAP-TRACK™ (6 pcs./pack)

Black	Brown
#2510	#92510 9 3/4" Radius Full Section (6 secs/ 1/2 circle) \$1.90
#2511	#92511 11" Radius Half Section 9 3/4" Radius \$1.50
#2520	#92520 11" Radius Full Section (6 secs/ 1/2 circle) \$1.90
#2521	#92521 11" Radius Half Section \$1.50
#2526	#92526 19" Radius (24 secs/circle) \$1.90

ALL NEW ATLAS N SWITCHES!




SWITCHES - MANUAL AND REMOTE

Black	Brown
#2700	#92700 Lefthand Standard Remote Control \$12.95
#2701	#92701 Righthand Standard Remote Control \$12.95
#2702	#92702 Lefthand Standard Manual Control \$7.95
#2703	#92703 Righthand Standard Manual Control \$7.95

EXPECTED EARLY 1994

Black	Brown
#2704	#92704 #6 Switch Left Hand Remote \$13.50
#2705	#92705 #6 Switch Right Hand Remote \$13.50
#2706	#92706 #6 Switch Left Hand Manual \$8.50
#2707	#92707 #6 Switch Right Hand Manual \$8.50

Remote control switches include the #56 Switch Control Box shown on page 29. Manual Switches #2702 and #2703 can be converted to remote control with Switch Machines #2715 (lefthand) and #2716 (righthand).



CUSTOM N LINE STANDARD SWITCH

Used with ground throw or under-switch machine. Full length ties. Double ended throwbar allows either side operation.

Black	Brown
#2750	#92750 Custom Standard Switch - Left \$6.95
#2751	#92751 Custom Standard Switch - Right \$6.95
#2752	#92752 Custom N Line #6 Switch - Left \$7.50
#2753	#92753 Custom N Line #6 Switch - Right \$7.50

SWITCH MACHINES

Black	Brown
#2715	#92715 Remote - Left \$6.25
#2716	#92716 Remote - Right \$6.25


*NOTE: An Atlas switch machine is shown above, attached to the #2700 switch pictured above.

NOTE: All twin-coil switch machines must be controlled by a normally-off, momentary contact switch. Using any control device other than momentary contact type will cause burn-out failure of the machines solenoid coils. Switch machines are not warranted against burn-outs thus caused. The #56 Switch Control Box is recommended. (See p. 29.)

CROSSINGS - 15°, 20°, 30°, 45°, 60°, 90°

Joining the popular ATLAS 90° crossing is a complete line of crossings that allows the modeler the widest possible choices of track crossing arrangements.

Black	Brown
#2564	#92564 15° \$4.75
#2565	#92565 20° \$4.75
#2566	#92566 30° \$4.75
#2567	#92567 45° \$4.75
#2568	#92568 60° \$4.75
#2569	#92569 90° \$4.75



#2536 SNAP-TRACK BUMPER

Realistic way to keep your equipment from rolling off the ends of sidings. Overall length 2 3/4" (2 pcs./pack) **\$1.50**
#92536* **\$1.50**



#2539 TERMINAL JOINERS

Easiest way to make power connections to trackwork just about anywhere on layout. No soldering required. **\$1.70**



#2540 TRACK NAILS (ALSO FOR HO)

Just the right size for fastening down sectional track. Approximately 400 nails per package. **\$2.50**

RAIL JOINERS (6 units/card)

#2535 N/S Rail Joiners **\$1.50**



#2538 Plastic Insulating Joiners **\$0.70**



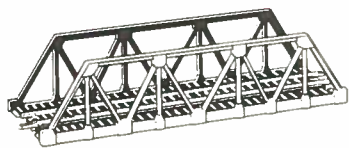
NOTE: Every track product with "9" as its first digit has brown ties with nickel silver rail.

N Scale

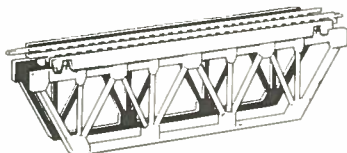
BRIDGES & PIERS

N Scale


HIGHLY DETAILED AND AUTHENTIC BRIDGES READY TO INSTALL



#2546 WARREN TRUSS \$3.00
5" x 1 1/2" x 1 1/8"



#2547 DECK TRUSS \$3.00
5" x 3/4" x 1 1/4"



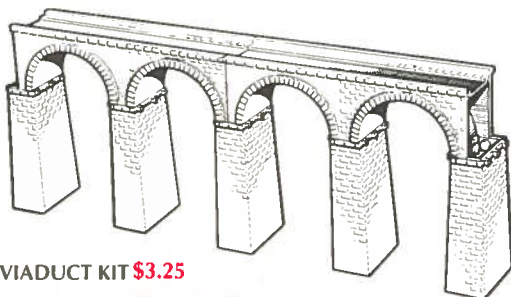
#2548 PLATE GIRDER \$3.00
5" x 1 1/2" x 5/8"

All same length as standard 5" straight section. Snap them together atop the #2543 Bridge Piers in any number and arrangement for an impressively realistic multi-span structure.




#2543 BRIDGE PIERS \$2.00
Poured concrete piers. 1 11/16" high, securely support and align all Atlas Bridges and track by means of rugged snap-lugs. (3 pcs./pack).

Easy to build kit assembles into impressive 4-arch cut stone masonry single-track viaduct. Arches are 2 5/32" center-to-center and 3 1/4" high. Can be joined end-to-end for any length viaduct and piers are easily shortened to any desired height. Arch assembly without piers is 1" high.



#2826 VIADUCT KIT \$3.25



#2541 OVER 'N UNDER PIER SET \$5.75

Two each of 12 graduated concrete piers plus #2542 Straight Pier Girder. Pier heights range from 9/64" through 1 11/16" by 9/64 increments. Grade with piers spaced at 5" intervals is 2 8' 25 pcs./box




#2542 STRAIGHT PIER GIRDER \$2.00

Add realism and strength to end-supported track on bridge piers. Straight girder is 5" long (4 pcs./pack).


HIGH RISE BUILDINGS

The first American-made contemporary office and hotel buildings for model railroaders which can be used in either N Scale or HO layouts. Made of mica-based plastic in an easily expandable modular concent, they reflect light, just like the real thing!


*High Rises are approximately 17" high.



#2835 Square (gray) \$32.95
#2835A \$9.95



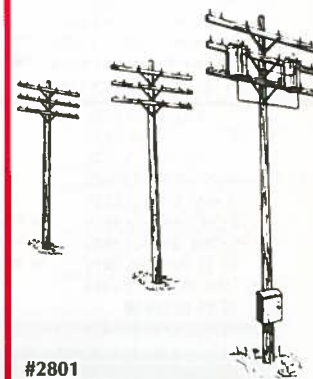
#2836 Hexagon (bronze) \$32.95
#2836A \$10.95



#2837 Rectangle (black) \$32.95
#2837A \$9.95

Ten story add on kits-

Accessories



#2801 N SCALE TELEPHONE POLES \$1.50
(set of 12/box)


N Scale

FREIGHT CARS

N Scale

ORE CAR WITH LOAD

- 3200 Undecorated \$6.00
- 3201 Canadian National \$6.25
- 3202 Union Pacific (Alum.) \$6.25
- 3203 Minnesota Smelting \$6.25
- 3204 Bessemer & Lake Erie \$6.25
- 3205 Burlington Northern \$6.25
- 3206 Milwaukee Road \$6.25
- 3207 Utah Copper \$6.25
- 3208 Duluth & Two Harbors \$6.25
- 3210 Great Northern (Blue) \$6.25
- 3211 Erie Mining \$6.25
- 3212 Chicago & Northwestern \$6.25
- 3213 Union Pacific (Red) \$6.25
- 3215 Northern Pacific \$6.25



- 3216 Thunder Bay Mining \$6.25
- 3217 Great Northern (Green) \$6.25
- 3218 Southern Pacific \$6.25
- 3220 Santa Fe \$6.25
- 3221 D M & I.R. \$6.25
- 3222 Pennsylvania \$6.25
- 3223 Soo Line \$6.25
- 3225 Great Northern \$6.65

"BEERCAN" SHORTY TANK CAR

- 3230 Undecorated \$6.00
- 3231 Wyandotte (Green) \$6.25
- 3233 Dow Chemical \$6.25
- 3234 Eastman Chemical \$6.25
- 3237 Hooker \$6.25
- 3238 Hudson Bay Oil \$6.25
- 3239 Firestone \$6.25
- 3240 Wyandotte (Blue) \$6.25
- 3241 Atlas Chemical \$6.25
- 3242 Brea Chemical \$6.25



- 3243 Dupont \$6.25
- 3244 Standard Chemical \$6.25
- 3245 Southern Star Lard \$6.25
- 3246 CPC International \$6.25
- 3247 FMC Corporation \$6.25
- 3248 Canadian Gen I \$6.25
- 3249 GATX \$6.75
- 3250 Tennessee Eastman \$6.95
- 3251 Geigy Chemical \$6.95

90-100 TON HOPPER WITH LOAD

- 3260 Undecorated
- 3261 Burlington (CB&Q) Alum. \$6.25
- 3262 Burlington (CB&Q) Red \$6.25
- 3263 Union Pacific \$6.25
- 3264 Norfolk & Western \$6.25
- 3265 Western Maryland (Gray) \$6.25
- 3266 Western Md. (Tuscan) \$6.25
- 3268 Santa Fe \$6.25
- 3269 Ontario Northland \$6.25
- 3270 Erie Lackawanna \$6.25
- 3271 Delaware & Hudson \$6.25
- 3272 Southern \$6.25
- 3273 Rio Grande \$6.25
- 3274 Reading \$6.25



- 3275 Clinchfield \$6.25
- 3276 Pennsy. R.R. \$6.25
- 3277 Conrail \$6.45
- 3278 Chesapeake & Ohio \$6.45
- 3279 New York Central \$6.45
- 3280 Burlington Northern \$6.45
- 3281 Shawmut #1368 \$6.25
- 3282 Shawmut #1531 \$6.25
- 3283 Norfolk Southern #144108 \$6.25
- 3284 Norfolk Southern #144122 \$6.25
- 3285 Canadian Nat'l. \$6.25
- 3286 Soo Line \$6.25
- 3287 Chessie B&O \$6.75
- 3288 Chessie C&O \$6.75
- 3289 Chessie WM \$6.75
- 3290 PRR - Early Scheme \$6.75
- 3291 CSX \$6.95
- 3292 Penn \$6.50
- 3293 CNW TBA

40' PLUGDOOR BOXCAR

- 3300 Undecorated \$6.00
- 3301 Western Pacific \$6.25
- 3302 Penn Central \$6.25
- 3303 Chessie System \$6.25
- 3305 Western Maryland \$6.25
- 3306 Chesapeake & Ohio \$6.25
- 3309 Rio Grande \$6.25
- 3310 Delaware & Hudson \$6.25
- 3312 Chattahoochee Ind. \$6.25
- 3314 Illinois Central \$6.25

- 3316 Milwaukee Road \$6.25
- 3317 Ralston Purina \$6.25
- 3318 Southern \$6.25
- 3319 Baltimore & Ohio \$6.45
- 3321 Pennsylvania \$6.25
- 3323 Soo Line \$6.25
- 3325 Canadian Pacific \$6.45
- 3326 Am. Refrig. Transit \$6.75
- 3327 Canadian national \$6.50
- 3328 Santa Fe \$6.75
- 3329 BAR/State of Maine TBA
- 3330 NH/State of Maine TBA



50' STAGGERED DOUBLE-DOOR BOXCAR

- 3600 Undecorated \$6.00
- 3601 Great Northern \$6.25
- 3605 Pennsylvania \$6.25
- 3606 Reading \$6.25
- 3608 Canadian Pacific \$6.25
- 3609 Northern Pacific \$6.25
- 3612 Southern \$6.25
- 3625 Southern Pacific \$6.75
- 3626 B & O Sentinel \$6.45
- 3627 Santa Fe "El Captain" \$6.45
- 3628 Santa Fe "Grand Canyon" \$6.45
- 3629 Erie Lackawanna \$6.25



- 3631 New York Central \$7.45
- 3632 Illinois Central \$6.50
- 3633 Burlington \$6.75


40' STOCKCAR

- 3520 Undecorated \$6.00
- 3522 Rio Grande \$6.25
- 3523 Great Northern \$6.25
- 3524 Southern \$6.25
- 3525 Union Pacific \$6.25



50' STOCKCAR

- 3540 Undecorated \$6.00
- 3541 CB&Q \$6.25
- 3542 Norfolk & West'n \$6.25
- 3549 Pennsylvania \$6.25
- 3551 Canadian Nat'l \$6.25



42' GONDOLA WITH CONTAINERS




- 3500 Undecorated \$6.00
- 3502 Ill. Terminal Co. \$6.25
- 3503 Seab'd Coast Line \$6.25
- 3504 Milwaukee Road \$6.25
- 3505 Ontario Northland \$6.25
- 3506 Norfolk & Western \$6.25
- 3508 Southern \$6.25
- 3510 Texas & Pacific \$6.25
- 3511 Frisco \$6.25

40' PSI BOXCAR

- 3400 Undecorated \$6.00
- 3402 Erie Lackawanna \$6.25
- 3403 Norfolk & Western \$6.25
- 3406 Vermont Railway \$6.25
- 3407 Burlington Northern \$6.25
- 3408 Grd. Trunk Western \$6.25
- 3409 Soo Line \$6.25
- 3411 Reading \$6.25
- 3413 RF&P \$6.25
- 3414 Illinois Central Gulf \$6.25
- 3419 Santa Fe (map) \$6.25
- 3420 Union Pacific \$6.25
- 3421 NYC Pacemaker \$6.75
- 3422 Penn (Don't Stand Me Still) \$6.75
- 3423 Rio Grande \$6.45
- 3424 B & O Sentinel \$6.75
- 3425 New Haven \$6.25

- 3426 Canadian National \$6.25
- 3428 Great Northern \$6.25
- 3429 Cotton Belt \$6.45
- 3430 GM&O \$6.45
- 3431 B & O Timesaver \$6.75
- 3433 Penn Merch Ser. \$6.75
- 3436 CP Rail \$6.45
- 3437 Boston & Maine \$7.45

- 3438 Rio Grande "Cookie Box" \$6.75
- 3439 Rutland \$7.45
- 3440 Union Pacific "Automated Railway" \$7.25
- 3441 Western Maryland \$6.75
- 3442 Southern Pacific \$6.75
- 3443 Lackawanna \$6.75



*Discontinued but still available.


N Scale

FREIGHT CARS

N Scale

50' MECHANICAL REFRIGERATOR REEFER

- | | | |
|-----------------------------------|-----------------------|--------------------------------|
| 3650 Undecorated \$6.00 | 3667 Santa Fe \$6.25 | 3671 Fruit Growers Expr \$6.75 |
| 3652 Bangor & Aroostook \$6.25 | 3670 Tropicana \$7.45 | 3673 Western Fruit Exp. TBA |
| 3653 Burlington Northern \$6.25 | | |
| 3654 Canadian National \$6.25 | | |
| 3661 Pacific Fruit Express \$6.25 | | |
| 3662 Swift Meats \$6.25 | | |



ACF 4-BAY CENTERFLOW COVERED HOPPER

- | | | |
|----------------------------------|----------------------------|------------------------------|
| 3700 Undecorated \$7.00 | 3713 DuPont Alathon \$7.75 | 3718 Santa Fe \$7.95 |
| 3701 Union Pacific \$7.45 | 3714 B.F. Goodrich \$7.95 | 3719 ECC America \$8.25 |
| 3702 Southern Pacific \$7.45 | 3715 BASF Wyandotte \$8.25 | 3821 New York Central \$8.25 |
| 3703 Burlington Northern \$7.45 | 3716 FMC Chemical \$8.25 | 3822 Rock Island \$7.95 |
| 3704 Rio Grande \$7.45 | 3717 Arco Polymers \$8.25 | |
| 3705 Conrail \$7.45 | | |
| 3706 E-L \$7.45 | | |
| 3708 Pennsylvania \$7.45 | | |
| 3710 Soo Line \$7.45 | | |
| 3711 Chicago Northwestern \$7.45 | | |
| 3712 Shell Chemical \$7.75 | | |



CUPOLA CABOOSE

- | | | |
|------------------------------|---------------------------------|----------------------------------|
| 3560 Undecorated \$6.00 | 3565 Burlington Northern \$6.25 | 3571 Chicago Northwestern \$6.25 |
| 3561 Southern Pacific \$6.25 | 3567 Seaboard Coast Line \$6.25 | 3573 Southern \$6.25 |
| 3562 Union Pacific \$6.25 | 3568 Lehigh Valley \$6.25 | 3574 Chessie System \$6.25 |
| 3563 Santa Fe \$6.25 | 3569 Rio Grande \$6.25 | 3575 New Haven \$6.25 |
| 3564 Western Pacific \$6.25 | 3570 Norfolk & Western \$6.25 | 3576 Baltimore & Ohio \$6.25 |
| | | 3577 Erie Lackawanna \$6.25 |
| | | 3583 Pennsylvania \$6.25 |
| | | 3585 Reading \$6.25 |
| | | 3589 Great Northern \$6.25 |
| | | 3590 Conrail \$6.25 |
| | | 3591 Canadian Pacific \$6.45 |
| | | 3592 Canadian National \$6.75 |

3-BAY COVERED HOPPER

- | | | |
|------------------------------------|---------------------------------|---------------------------------------|
| 3720 Union Pacific \$6.75 | 3731 Great Northern \$6.75 | 3735 Western Pacific \$6.95 |
| 3721 Southern Pacific \$6.75 | 3732 Santa Fe \$6.95 | 3736 Detroit, Toledo & Ironton \$7.25 |
| 3722 Southern \$6.75 | 3733 Baltimore & Ohio \$6.95 | 3737 Genessee & WY TBA |
| 3724 Reading \$6.75 | 3734 Burlington Northern \$6.95 | |
| 3725 Conrail \$6.75 | | |
| 3726 Undecorated \$6.25 | | |
| 3727 Grand Trunk Western \$6.75 | | |
| 3728 New York Central \$6.75 | | |
| 3729 Central of Georgia \$6.75 | | |
| 3730 Chicago & Northwestern \$6.75 | | |



N Scale

FREIGHT CARS

N Scale

PIGGYBACK FLAT WITH 40' TRAILER

- | |
|--------------------------------------|
| 3770 Undecorated \$7.00 |
| 3772 Chicago & Northwestern \$7.45 |
| 3773 Missouri & Pacific \$7.45 |
| 3774 Pennsylvania \$7.45 |
| 3775 Santa Fe \$7.45 |
| 3776 Pacific Fruit Express \$7.45 |
| 3777 Canadian Pacific Express \$7.45 |
| 3778 Nickel Plate Road \$7.45 |
| 3779 B&O Trailer Service TBA |



PIGGYBACK FLAT WITH 2 - 24' TRAILERS

- | | | |
|------------------------------|----------------------------------|-------------------------------|
| 3740 Undecorated \$7.00 | 3752 REA Leasing \$7.45 | 3754 Canadian National \$7.45 |
| 3741 Sea Land \$7.45 | 3753 American Pres. Lines \$7.45 | 3755 Canadian Pacific \$7.45 |
| 3742 Conrail \$7.45 | | |
| 3743 L & N \$7.45 | | |
| 3744 Southern Pacific \$7.45 | | |
| 3745 Santa Fe \$7.45 | | |
| 3746 Union Pacific \$7.45 | | |
| 3748 Rio Grande \$7.45 | | |
| 3749 B & O \$7.45 | | |
| 3750 NYC Pacemaker \$7.45 | | |
| 3751 Pennsylvania \$7.45 | | |



N SCALE 3-PACKS

New in 1991, our limited edition N Scale 3-Packs were an instant hit! Each contains a trio of individually numbered cars of a particular style which are never repeated. A fourth individually numbered car is also produced with each 3-Pack run and that car becomes a regular stock item. Currently available 3-Packs include:

- | | | |
|---|---|--|
| 5332 90 Ton Hopper CSX \$22.00 | | |
| 5500 Ore Car Great Northern \$20.95 | | |
| 5532 90 Ton Hopper CSX \$22.00 | | |
| 5533 NEW! 90 Ton Hopper Chicago & Northwestern TBA 9/93 | | |
| 5595 NEW! 40' Box Car SP Overights \$23.00 | | |
| 5741 GATX® Airslide CR Fallen Flags \$26.25 | | |
| 5770 2-Bay Centerflow® ACFX \$25.00 | | |
| 5771 2-Bay Centerflow® SP \$25.75 | | |
| 5772 2-Bay Centerflow® CNW \$26.75 | | |
| 5773 ACF 2-Bay Centerflow® Conrail \$26.50 | | |
| 5774 NEW! 2-Bay Centerflow® Missouri Pacific TBA 10/93 | | |
| | 5800 New! ACF 4-Bay Centerflow® Hopper ADM \$27.95 | |
| | 5820 NEW! PS-2 2-Bay Covered Hopper Baltimore & Ohio TBA 2/94 | |



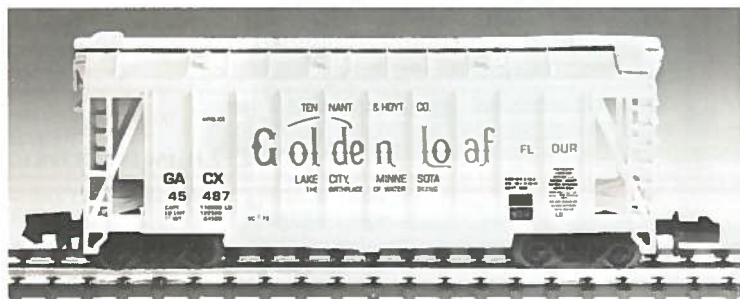
FLAT CAR WITH STAKES

- | | | |
|---------------------------------|-------------------------------------|------------------------------|
| 3800 Undecorated \$6.00 | 3808 Missouri, Kansas, Texas \$6.25 | 3811 Southern \$6.25 |
| 3801 Burlington Northern \$6.25 | 3809 Northern Pacific \$6.25 | 3812 Wabash \$6.25 |
| 3802 B&E \$6.25 | 3810 Seaboard Air Line \$6.25 | 3813 Western Maryland \$6.25 |
| 3803 Chesapeake & Ohio \$6.25 | | |
| 3804 Canadian Pacific \$6.25 | | |
| 3805 Erie \$6.25 | | |
| 3806 SL-SF (Frisco) \$6.25 | | |
| 3807 Great Northern \$6.25 | | |



FREIGHT CARS

GATX® 40' AIRSLIDE®



3850 Undecorated \$8.00
 3851 Santa Fe \$8.25
 3852 Southern Pacific \$8.25
 3853 Canadian National \$8.25
 3854 Southern \$8.25
 3855 Chicago & Northwestern \$8.25
 3856 Pennsylvania \$8.25
 3857 Boston & Maine \$8.25

3858 Burlington Northern \$8.25
 3859 Union Pacific \$8.25
 3860 Western Maryland \$8.25
 3861 Conrail \$8.25
 3862 Milwaukee Road \$8.25
 3863 Golden Loaf \$8.50
 3864 Pillsbury \$8.50
 3865 Jack Frost \$8.95

ACF 2 BAY CENTERFLOW®




3900 Undecorated \$8.00
 3901 ACF Demonstrator \$8.25
 3902 Erie Lackawanna \$8.25
 3903 Burlington Northern \$8.25
 3904 Great Northern \$8.25
 3905 Union Pacific \$8.25
 3906 Seaboard System \$8.25
 3907 Norfolk & Western \$8.25
 3908 ACFX \$8.25
 3909 Southern Pacific \$8.25

3910 Detroit & Toledo Shore Line \$8.50
 3911 Grand Trunk Western \$8.25
 3912 Corning \$8.75
 3913 Chicago & Northwestern \$8.50
 3914 Conrail \$8.25
 3915 Rio Grande \$8.25
 3916 CSX \$8.25
 3917 Montana Rail Link \$8.75
 3918 Missouri Pacific TBA

ALL NEW MOLD WORK!

NEW! ACF 4-BAY CENTERFLOW® HOPPER




Expected Late 1993

3950 Undecorated \$8.25
 3951 Burlington Northern \$8.50
 3952 Union Pacific \$8.50
 3953 Conrail \$8.50
 3954 ADM \$8.75
 3955 Norchem \$8.50
 3956 Carlon \$8.75

Expected Early 1994 - Price T.B.A.

3957 Chessie System
 3958 A.E. Staley
 3959 American Hoechst
 3960 Cargill
 3961 Georgia Kaolin
 3962 Chemplex Plastics
 3963 Wisconsin Central

NEW! PS-2 2-BAY COVERED HOPPER



Expected February 1994 - Price T.B.A.

3150 Undecorated
 3151 Boston & Maine
 3152 Burlington Northern
 3153 Chessie System

3154 Cotton Belt
 3155 Minneapolis & St. Louis
 3156 Pennsylvania
 3157 Santa Fe

N Scale

DIESEL LOCOMOTIVES

N Scale

GP-30 Expected Late 1993 Price T.B.A.

Item #	Roadname	Road #	Item #	Roadname	Road #
4721	Undecorated		4735	Pennsylvania	2243
4730	Great Northern	3001	4736	B.N. "GP-39M"	2814
4731	Great Northern	3012	4737	B.N. "GP-39M"	2833
4732	Santa Fe	1249	4738	Chesapeake & Ohio	3027
4733	Santa Fe	1283	4739	Chesapeake & Ohio	3031
4734	Pennsylvania	2222			

Prototype Photos by Lou Marre



GP-35 Expected Late 1993 Price T.B.A.

Item #	Roadname	Road #	Phase	Item #	Roadname	Road #	Phase
4601	Undecorated		1a	4622	Union Pacific	763	1a
4617	Western Pacific	3004	1a	4626	Undecorated		1b
4618	Western Pacific	3007	1a	4643	Rio Grande	3031	1b
4619	Western Maryland	3576	1a	4644	Rio Grande	3035	1b
4620	Western Maryland	3578	1a	4645	Canadian Pacific	5016	1b
4621	Union Pacific	762	1a	4646	Canadian Pacific	5019	1b



ALL NEW N SCALE STEAM LOCOMOTIVE

USRA 2-8-8-2 \$249.95

Atlas and Samhonsa Company of Korea have worked closely to produce this superb locomotive. The construction is die cast and plastic to provide a high tractive effort and fine detailing. Mechanical features include a precision instrument motor, all drivers powered and an engine weight of 7 ounces. No printed numbers; decals for road numbers provided. Also included, factory installed Micro-Trains® couplers. Minimum radius is 15".

Item #	Roadname
4150	Undecorated
4151	Santa Fe
4152	Rio Grande "Flying Letters"
4153	Rio Grande "Scenic Line"
4154	Clinchfield
4155	Norfolk & Western
4156	Northern Pacific
4157	Pennsylvania
4158	Union Pacific
4159	Virginian



0 Scale


FREIGHT CARS

0 Scale

Finely Detailed, Easy to Assemble, Undecorated Kits

#6205
40' BOX CAR

\$20.25




#6225
40' STOCK CAR

\$16.00




#6235 WIDE-VISION
CABOOSE

\$20.50



#6245
40' PLUG DOOR

\$16.00




#6215
52' GONDOLA

\$16.00



#6265
70 TON ORE
CAR

\$15.00



- Sliding doors on prototypical guides
- Separately applied brake rigging

- Murphy diagonal roofs
- Easily snaps together

0 Gauge


TRACK

0 Gauge

36" FLEX-TRACK®
#6000 \$9.00




SWITCHES
#6021 Left-hand Remote \$10.00
#6023 Left-hand Manual \$8.00
#6024 Right-hand Manual \$8.00



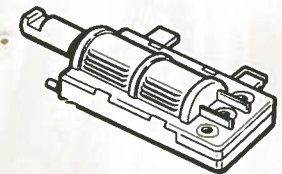
TRACK SECTIONS

- #6001 12" Straight Section \$2.00
- #6004 4" Straight Section \$1.00
- #6010 24" Radius Section \$2.00
- #6014 1/5-24" Radius Section \$1.00
- #6018 Terminal Track Section \$2.50



SWITCH MACHINES \$4.00

- #6031 Left-hand
- #6032 Right-hand



#6041
METAL RAIL JOINER
\$1.75

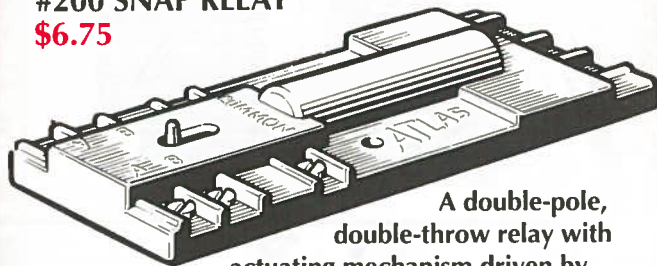


Ideally Suited for O gaugers with space problems.

Short-wheelbased diesels, 0-4-0 and 0-6-0 switchers easily negotiate the 24" radius curves. Great for trolley and interurban layouts and layouts that have to be taken up and put away.

#200 SNAP RELAY

\$6.75



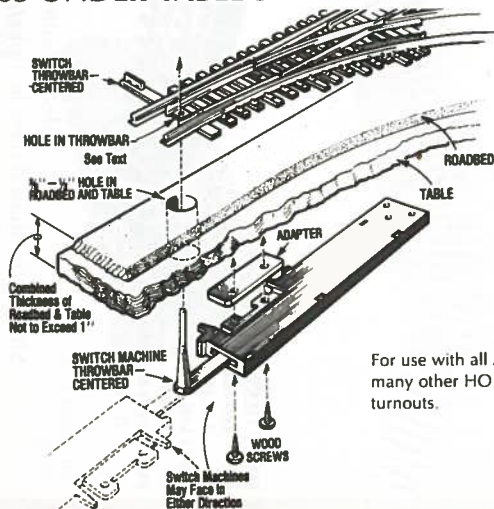
A double-pole, double-throw relay with actuating mechanism driven by momentary-power, twin coil solenoid. For use with all scales.

WHAT IT WILL DO

With just a few simple connections this little (1-5/16" x 2-9/16") device, which can be mounted anywhere, will perform all sorts of tricks for you:


- **POWER THE FROGS** on Atlas' Mark 3 & Code 83 Turnouts. No more hesitation or stalling on dead turnout frogs.
- **TRACKSIDE SIGNAL LAMPS** to show turnout point positions.
- **CONTROL PANEL LAMPS** to show settings of remotely located turnouts.
- **SELECTIVE SIDING CONTROL.** Sidings are powered only when points are aligned for siding. Siding remains "dead" when points are set for the mainline.
- **CONTROL X-SECTIONS** automatically. This very useful track arrangement is thoroughly discussed in "The Complete Atlas Wiring Book."

#65 UNDER-TABLE SWITCH MACHINE \$5.50



For use with all Atlas and many other HO & N scale turnouts.

The most popular control panel switches in model railroading consist basically of multiple sets of the most often needed switch types internally pre-wired by printed circuitry. Eliminate all behind-panel, inter-switch wiring; you just run connections to the tracks. All are flush mounting; no need to drill large holes in panel. For use with all scales.




#215 SELECTOR \$5.25

Four single-pole, double-throw switches provide two-cab operation for four blocks. May be ganged together in any number for control of additional blocks without inter-switch wiring. Can be used as area selectors for four-cab operation. Couples with #220 Controller below.

#220 CONTROLLER \$5.25

Simplest way to wire and control tricky reversing loops, wyes and turntables. Has reversing switches for two mainline cabs plus a switch, selectable by either cab, for directional control on reversing loops, etc. Couples with #215 Selectors above.



#210 TWIN \$5.25


Two DPDT switches in parallel. Useful for reversing section and

turntable control on single-cab layouts plus many other applications.



#56 SWITCH CONTROL BOX \$2.50

Single pole, double throw momentary action for control of Atlas (or other twin-coil) switch machines. Button position indicated switch setting. Can be coupled together in any number without wiring. Switch identification labels included.



#205 CONNECTOR \$5.25

Three SPST on-off switches in parallel. Use to control power to sidings, accessories, etc. Can be ganged (coupled) together in any number.

#12 The Complete ATLAS Wiring Book.

(Formerly: *Wiring Your Layout*.) The first truly user-friendly wiring book for all scales! The ATLAS Electrical Wiring System made easy. Learn how to install and use our quality components on any layout. All the tricks of the pro's are your in this completely updated and revised book. Over 100 diagrams complimented by a complete glossary, step-by-step instructions and advanced techniques. **\$4.95**



MISCELLANEOUS

#400 MODELER'S SUPER SAW \$1.95



A long lasting, all-purpose saw for model builders. Extra-fine teeth make razor smooth cuts in wood, plastics, brass, nickel-silver, etc. Ideal for making short track-filler sections.

C199 FORMULA XX MOTOR LUBE

75¢

Ideal for model railroad equipment. Won't dry out or gum. Safe for plastics. Use on motor shaft bearings, axles, etc.