



ATLAS MODEL RAILROAD CO., INC.
378 Florence Avenue
Hillside, N.J. 07205 USA



ALL SCALES CATALOG



HO, N & O SCALES

Brass Track \$\$\$ Reduced!

You're on the right track . . . with Atlas™

INDEX

Starter Sets/Parts Catalog	2	N Snap Track	16-17
Instruction Books	3	N Bridges & Piers	18
HO Snap Track	4-6	N High Rise Buildings &	
HO Customline Crossings	7	N Accessories	19
HO Mark 3 Turnouts	8	N Freight Cars	20-24
HO Bridges & Piers	9	N Locomotives	25
HO Structures	10-13	O Scale Freights & Track	26-27
HO Accessories	14	Electrical Components/Misc.	28-29
HO Atlas/Roco Track 83	15	HO Locomotives	30-31

THE 1st STEP ON THE "RIGHT TRACK" - ATLAS STARTER SETS

HO STARTER SETS

Whether starting your own layout or looking to help someone special start theirs, ATLAS has the right starter set for you! Quality, value and performance are yours, along with choice of track. A "snap" to assemble because all sets come with ATLAS' famous "Snap-Track," the serious modeler's choice, developed and manufactured exclusively by ATLAS!

STANDARD HO STARTER SET



- #28 Brass Track **\$21.95**
#88 Nickel Silver Track **\$25.95**

GIFT BOX EDITION

Attractively packaged in a separate gift box sleeve, accented with a blank gift tag & big, red bow!

- #38 Brass Track **\$21.95**
#48 Nickel Silver Track **\$25.95**

Power Pack, locomotives and rolling stock not included.


N SCALE STARTER SETS



ROADNAME SETS

- | | |
|--|---|
| (without loco) | (with loco) |
| 4448-1 Pennsylvania \$49.00 | 4448-14 New Haven \$100.00 |
| 4448-2 Southern \$49.00 | 4448-15 Pennsylvania \$120.00 |
| 4448-3 Santa Fe \$49.00 | 4448-16 Burlington Northern \$120.00 |
| 4448-4 Union Pacific \$49.00 | 4448-17 Erie Lackawanna \$120.00 |
| 4448-5 Baltimore & Ohio \$49.00 | 4448-18 Seaboard System \$120.00 |
| 4448-6 Canadian \$49.00 | |

Includes freight cars and enough track for 22" x 30" layout. Power pack not included.

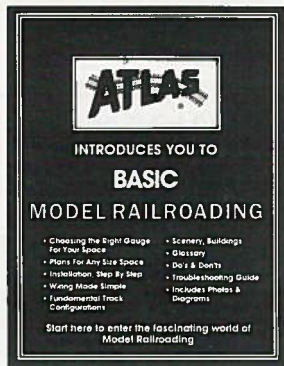


PARTS CATALOG

Includes all locomotive repair manuals, currently available parts and a handy fax order form. This complete, easy reference 50-page book is a *must* for all serious ATLAS modelers. **\$5.00**

ATLAS BOOKS - BEGINNER • HOW TO'S • PLAN BOOKS • INSTRUCTION BOOKS IN N & HO

#8 BASIC MODEL RAILROADING



Applicable to any scale. Logically planned and tailored to the entry level modeler of any age. Avoid common pitfalls before you make them! Basic skills made easy to eliminate first layout frustration! 18 pp. **\$1.50**

#9 BLUEPRINTS (HO BEGINNER'S GUIDE)



Twelve excellent layouts buildable on easily available standard plywood panel sizes. 32 pp. **\$2.00**

#6 CLEAR TRACK (N BEGINNER'S GUIDE)



Nine layout options for table tops. Complete wiring instructions plus chapters on benchwork and tracklaying. 28 pp. **\$2.00**

#11 HO CUSTOM LINE LAYOUTS

All time best seller since 1957. Complete instructions for ten different layouts plus seven pages of track planning templates. 50 pp.

\$4.50

#7 NINE N SCALE RAILROADS

Step by step instructions for benchwork, tracklaying, wiring and scenery. Beautifully illustrated with dozens of large photos, this is the book to get you hooked! 50 pp. **\$4.50**

#12 WIRING YOUR LAYOUT

For any scale. Easy to follow text and drawings show how to wire just about any track arrangement using various popular ATLAS control components. Turnouts, sidings, wyes, reverse loops, turntables and much more! 50 pp. **\$4.50**



#13 SIX HO RAIL- ROADS

Fully tested layouts, completely illustrated with step by step instructions covering every stage of construction including benchwork, tracklaying, wiring and scenery. 50 pp. **\$4.50**



#14 KING SIZE HO RAILROADS PLAN BOOK

Measures a big 34" across when opened. Large photos and 2" to the foot (1/6 full size) plans to give you a real feel for six different model railroads. Every step, from benchwork to scenery. 36 pp. **\$6.25**





STRAIGHT SNAP-TRACK SECTIONS

BRASS RAIL

- #21 (6 pcs./pack) 9" long \$2.80
- #22 (4 pcs./pack) 6" long \$1.52
- #23 (4 pcs./pack) 3" long \$1.52
- #25 (4 pcs./pack) 1 1/2" long \$1.52

N/S RAIL

- #821 (6 pcs./pack) 9" long \$3.75
- #822 (4 pcs./pack) 6" long \$2.00
- #823 (4 pcs./pack) 3" long \$2.00
- #825 (4 pcs./pack) 1 1/2" long \$2.00



CURVED SNAP-TRACK SECTION


15" and 18" radius circles require 12 full sections.
22" radius circle requires 16 full sections.

BRASS RAIL

- #31 (6 pcs./pack) 15" radius \$2.80
- #32 (4 pcs./pack) 1/2-15" radius \$1.52
- #33 (6 pcs./pack) 18" radius \$2.80
- #34 (4 pcs./pack) 1/2-18" radius \$1.52
- #35 (4 pcs./pack) 1/3-18" radius \$1.52
- #36 (6 pcs./pack) 22" radius \$2.80

N/S RAIL

- #831 (6 pcs./pack) 15" radius \$3.75
- #832 (4 pcs./pack) 1/2-15" radius \$2.00
- #833 (6 pcs./pack) 18" radius \$2.00
- #835 (4 pcs./pack) 1/3-18" radius \$2.00
- #834 (4 pcs./pack) 1/2-18" radius \$2.00
- #836 (6 pcs./pack) 22" radius \$3.75



TERMINAL SECTIONS

For quick, solderless connections to track. See also prewired #42 and #842 Terminal joiners on page 6.


- #40 9" straight, brass rail \$2.03
- #45 18" radius curved, brass rail \$2.03
- #840 9" straight, N/S \$2.40
- #845 18" radius curved, N/S \$2.40



RERAILER (3 pcs. per pack)

#44 BRASS RAIL \$3.12 #844 N/S RAIL \$4.00 #844 BR \$4.50

A sweep of the hand places rolling stock on rails. Automatically rerails derailed equipment in hard to reach hidden areas.



#49 BRASS RAIL \$2.03

#849 N/S RAIL \$2.40


DEAD-END UNCOUPLER

For use with horn-hook style couplers provided by most manufacturers of ready-to-run rolling stock. One-way ramp uncouples cars entering siding. Equipment remains coupled when leaving siding. Not for use on "through" lines.

HO SNAP-TRACK®

Brass track products in this catalog are 10-20% lower than in 1991.


NOTE: The suffix "BR" = brown ties with nickel silver (N/S) rail



SNAP CROSSINGS

Each leg 6" long. See page 5 for Custom-Line Crossings available in many other angles of intersection.

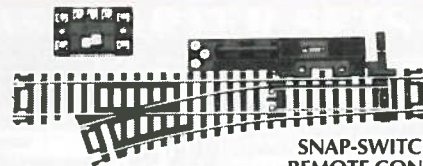
- #39 30° brass rail \$4.28
- #839 30° nickel-silver rail \$5.00
- #41 90° brass rail \$4.28



SNAP-TRACK ASSORTMENT

Easy way to fill short gaps in trackwork. Two each of 6 short pieces; 3/4", 1", 1 1/4", 1 1/2", 2" and 2 1/2".


- #47 BRASS RAIL \$1.92
- #847 N/S RAIL \$2.40



SNAP-SWITCHES—REMOTE CONTROL

Packed with 1/3-18" radius section making curved leg equal to regular 18" radius section. Adding passing tracks and sidings is a cinch as Atlas Snap-Switches will fit wherever you have 9" straight or 18" radius curved sections. Remote control Snap-Switches include switch machine, control box, hook-up wire and identification numbers.

- #50 Lefthand, brass rail \$9.68
- #51 Righthand, brass rail \$9.68
- #850 Lefthand, nickel-silver rail \$11.00
- #851 Righthand, nickel-silver rail \$11.00



SNAP-SWITCHES—MANUAL

Manual Snap-Switches are easily convertible to remote control with #52LH and #53RH Switch Machines.


- #60 Lefthand, brass rail \$5.85
- #61 Righthand, brass rail \$5.85
- #860 Lefthand, nickel-silver \$7.00
- #861 Righthand, nickel-silver \$7.00



SWITCH MACHINES-REMOTE CONTROL

Snap-on switch machines will convert any Atlas manual switches to remote control in no time at all.

- #52 Lefthand \$5.50
- #53 Righthand \$5.50



SWITCH MACHINES-MANUAL


For manual operation of switches located near control panel or other easily reached locations not requiring remote control operation.

- #62 Lefthand \$1.50
- #63 Righthand \$1.50

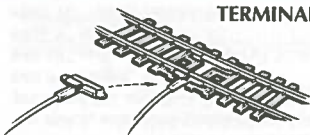
BUMPER (2 pcs. per pack)

Realistic way to keep your equipment from rolling off the ends of sidings. Overall length 3 5/8".

- #43 BRASS RAIL \$1.52
- #843 N/S RAIL \$2.00
- #843 BR \$2.25



TERMINAL JOINERS



Easiest way to make power feeder connections to trackwork just about anywhere on layout. No soldering required.

#42 Brass \$1.60 #842 Nickel Silver \$1.60



36" SUPER FLEX TRACK™

Can be curved to any radius. Ideal for those realistic spiral easement curves. Easily cut to any needed length with the #400 Snap-Saw. (See page 30)

CODE 100

#104 Brass rail \$2.40

#105 Brass rail - 5 pack \$12.00

#168 Nickel-silver rail \$2.75


#168 BR \$2.75

#178 Nickel-silver rail - 5 pack \$12.50

CODE 83

#500 Nickel-Silver Flex-Track brown ties \$4.00

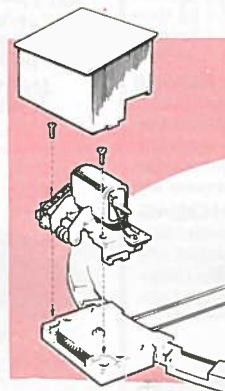
#501 Nickel-Silver Flex-Track black ties \$3.75



#302 TURNTABLE-MANUAL (BRASS) \$16.75


#303 TURNTABLE N.S. \$17.00

Fully assembled 9" diameter turntable indexes precisely to 11 positions 30° apart. Absolutely no "hunting" required. Surface mount; no cutting necessary. Manual crank operation; can be very quickly motorized for remote control operation with the #301 Turntable Drive Unit shown at right.



#301 TURNTABLE DRIVE UNIT

Quickly attaches with just two screws to convert the Atlas Turntable to remote control, motorized operation. \$29.95




HO RAIL — SOLID "T" SHAPE

Code 100 rail for do-it-yourself track and turnout builders. Three-foot lengths in 99-foot bundles.

#101 Brass, 99' bundle \$26.00

#102 Nickel-Silver, 99' bundle \$27.00



RAIL JOINERS

#54 Brass \$1.50

#170 Nickel-Silver \$1.50

#55 Plastic insulating \$0.90

#550 Nickel-Silver (CODE 83) \$1.75


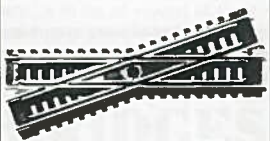





#551 Transition, N.S. (83/100) \$1.75

HO


Custom-Line

CROSSINGS

BRASS	#140 \$4.46	#141 \$4.28	#142 \$4.28	#143 \$4.28	#144 \$4.28	#145 \$4.75	N/A
NICKEL-SILVER	#177 \$5.50	#171 \$5.00	#172 \$5.00	#173 \$5.00	#174 \$5.00	#175 \$5.00	#176 \$5.00
BROWN TIES	#177 BR \$5.75	#171 BR \$5.25	#172 BR \$5.25	#173 BR \$5.25	#174 BR \$5.25	#175 BR \$5.25	#176 BR \$5.25

						
12 1/2°	19°	25°	30°	45°	60°	90°
9"	6"	4 1/2"	4"	3"	3"	6"

Precisely engineered angles of intersection provide an easy solution to just about any crossing requirement. For scissors crossovers, use either the 25° crossing with #4 Custom-

Line Mark 3 Turnouts or the 19° crossing with #6 turnouts. The 12 1/2° and 19° crossings are especially suited for junctions between double-track mainlines. A wide variety of single and

double-track wyes, along with numerous other useful arrangements, appear in the Track Planner section at the back of Atlas' Custom-Line Layouts book.

HO

NEW CUSTOM-LINE MARK 3 TURNOUTS

HO

NOTE: The suffix "BR" = brown ties with nickel silver (N/S) rail.

WYE TURNOUT


#240 BRASS \$7.20
#280 N/S \$8.25
#280 BR \$8.50

NO. 4 TURNOUT

#241 BRASS LEFT \$7.20
#242 BRASS RIGHT \$7.20
#281 N/S LEFT \$8.25
#282 N/S RIGHT \$8.25
#281 BR LEFT \$8.50
#282 BR RIGHT \$8.50

NO. 6 TURNOUT

#243 BRASS LEFT \$7.20
#244 BRASS RIGHT \$7.20
#283 N/S LEFT \$8.25
#284 N/S RIGHT \$8.25
#283 BR LEFT \$8.50
#284 BR RIGHT \$8.50

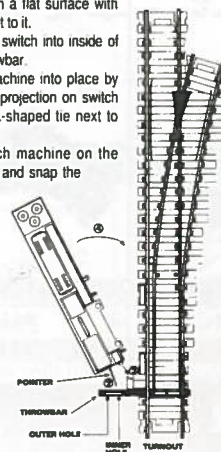


The Mark 3 Custom-Line Turnout replaces our previous turnout lines, including the Mark 2 Custom-Line. The culmination of nine months of redesign and retooling, the new Mark 3's have a blackened frog and all excess plastic has been removed from the entire switch. The plates have been reshaped and plastic has been removed from the heel of the point plate.

- **METAL FROGS** When hooked up, the #200 Snap Relay, as described on p. 28 will enable the frog to be powered, eliminating stall-causing dead spots common to plastic frogs.
- **SWITCH MACHINES** snap on or off in a matter of seconds, allowing the modeler to opt for concealed under-the-table mounting or a manual ground throw. See sketch at right.
- **DIMENSIONALLY THE SAME** as earlier ATLAS turnouts, allowing for ease of replacement.

Attaching Switch Machines to the New Customline Mark 3 Turnouts is easy as 1-2-3-4


1. Place turnout on a flat surface with switch machine next to it.
2. Slide pointer on switch into inside of hole of turnout throwbar.
3. Move switch machine into place by engaging rounded projection on switch machine into nook-shaped tie next to throwbar.
4. Pivot the switch machine on the rounded projection and snap the machine into place.



ATLAS CODE 83

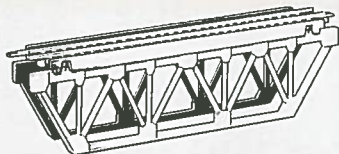
More prototypical size rail and ties. Same patented "Superflexibility" as our proven Code 100 track.

- #500 Superflex Track BR. \$4.00
- #501 Superflex Track black \$3.75
- #550 Rail Joiners N/S only \$1.75
- #551 Transition Joiners N/S only \$1.75



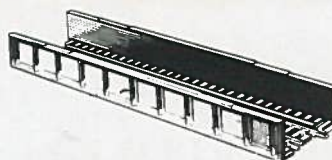
#83 WARREN TRUSS KIT (BRASS)
\$3.75

Assembles in minutes into authentic through truss. Floor system contains built-in track. Measures 9" x 2" x 2 1/2". #883 Nickel Silver \$4.00



#84 DECK TRUSS KIT (BRASS) \$3.75

Fun-to-build kit quickly assembles into realistic deck truss. A string of several of these handsome bridges makes a genuinely impressive railroad scene. Floor system contains built-in track. Measures 9" long x 4 3/8" wide x 2 1/4" high. #884 Nickel Silver \$4.00




#85 PLATE GIRDER (BRASS) \$3.75

Striking replica of scale 65' through plate girder bridge with steel plate floor system. Assembled, ready to install including track. Measures 9" long. #885 Nickel Silver \$4.00

#81 3" BRIDGE PIER

Cut stone masonry pier, 3" high, supports and securely aligns all Atlas bridges and track by means of rugged snap-lugs.

\$2.50




HO BRIDGES & PIERS



#82 PIER GIRDER

Adds realism and strength to end supported track on piers spaced 9" apart. Ideal where intermediate support piers must be omitted to permit passage of track. \$2.00



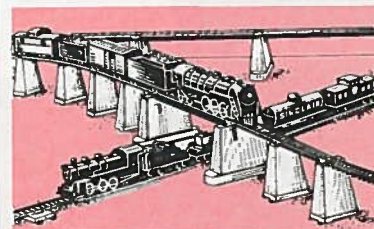
#86 PONY TRUSS (BRASS) \$10.00

This finely detailed, simple to construct bridge kit is suitable for any ATLAS layout. Its 9" length substitutes exactly for a 9" section of SNAP-TRACK. #886 Nickel Silver \$10.25



#87 CURVED CHORD (BRASS) \$16.00

A full 18" long, this bridge meets the need for a big bridge without overpowering a layout. Both #86 and #87 are easily adaptable to ATLAS Bridge piers. #887 Nickel Silver \$16.50



#80 OVER 'N UNDER PIER SET

Forty-six stone masonry piers and a #82 Pier Girder. Piers are graduated in height from 1/4" to 3" by 1/4" increments with 1/8" snap-in shims provided for intermediate piers. Approximate grades up and down in figure-8 arrangement using 18" radius curves is 2.6% \$9.95



#703 WATER TOWER \$6.00

The all-time best selling HO water tank. Authentic down to the smallest detail including the padlock on the roof trapdoor.



#706 PASSENGER STATION \$8.00

An exquisite model with a host of realism-heightened details such as a baggage wagon loaded with express and luggage, freight scale and dolly and even a phone booth complete with tiny phone inside.



#701 ELEVATED GATE TOWER \$4.75

Provides just the right railroad atmosphere at your grade crossings with its typical clutter of detail even down to such items as coal scuttle and lamps.

HO TRACKSIDE STRUCTURES

Featured on these two pages is the Atlas premier line of trackside structure kits. Made in the U.S. to strict American prototype and super-detailed. All parts precision molded in appropriate colors. Kits include easy-to-follow instructions, decals and printed window glazing where required. Fun and satisfying to assemble.



#760 ROADSIDE RESTAURANT \$7.75

Finely detailed generic restaurant at home in any setting, from rural to urban.



#750 LUMBER YARD & OFFICE BUILDING \$7.50

Detailing includes a radial-arm power saw and hand tools usually found around a lumber yard's saw table.



#702 TRACKSIDE SHANTY \$4.75


Typical of the countless shanties to be found in any number of railroad scenes. All the finishing touches including the checkers-playing crew seated on their salvaged orange crate chairs.

#705 TELEPHONE SHANTY & POLE \$3.25

Provides just the right touch beside that lonely branch or siding turnout out along the main.


#704 SIGNAL TOWER \$6.00

A model of contest-quality detailing which includes partially open window shades with shades, some in disreputable condition, drawn to various heights.




#707 STATION PLATFORM (set of 2) \$3.75

A perfect companion piece to the #706 Passenger Station. Use it to lengthen the station platform or to provide an across-the-tracks shelter opposite your station.



#715 REFRESHMENT STAND \$4.50



ATLAS HOME SERIES HO




#600 RANCH HOUSE
The moldmaker's own home recreated for you in HO Scale! **\$11.50**




#601 COLONIAL HOUSE
Typical of housing developments throughout the country, this house includes such touches as window shades and drapes. **\$11.50**



#602 HISTORIC HOUSE
A throw-back to the early 19th century, this home even has a "cedar shake" roof to add authenticity. **\$11.50**



#603 CAPE COD HOUSE
Popularized in the 1940's, the classic Cape Cod has shutters and a detached garage offering numerous "expansion possibilities." **\$11.50**



#604 SPLIT LEVEL HOUSE
A bay window and "vertical blinds" makes this kit a good choice for more modern layouts. **\$11.50**

ATLAS TOWN SERIES HO



#606 CHURCH
From its stained glass windows to the gold cross on the steeple, this lovely church works well in any HO layout and adds charm to winter scenec. **\$14.50**



#605 POOL
Includes deck furniture, ladder and floats. **\$7.50**



#607 SCHOOL
Buildable in numerous configurations, this basic school can be customized and used for any grade level! Separate flag and pole. **\$14.50**



#609 MUNICIPAL BUILDING
Finally, a place for your police department and tax assessor. Flag included. **\$14.50**

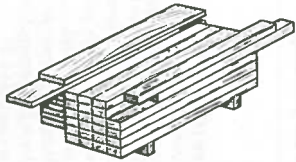


#608 FIREHOUSE
Every town and village needs one and this basic model is perfect from any angle! **\$14.50**

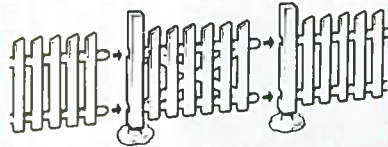
Made in the U.S.A. of polystyrene plastic, these finely detailed kits feature easy lock-fit assembly and require no painting.



#610 MINI-MALL
With seven store fronts, this kit simulates retail malls found all over the country today. Comes with store names such as Joe's Deli and Bakery, but you can have fun naming them yourself. **\$14.50**



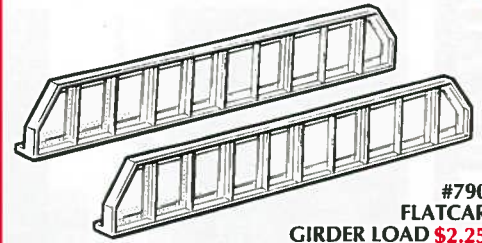
#791 MILL LUMBER \$2.75



#776 PICKET FENCE & GATE \$2.75


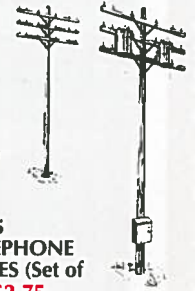


#777 RUSTIC FENCE & GATE \$2.75

#790
FLATCAR
GIRDER LOAD \$2.25

HO ACCESSORIES

These HO items will add the finishing touches to your layout. We even give you a black sheep!

#793 24 FIGURES
—ALL DIFFERENT \$2.75
(unpainted)#778 COWS & HORSES
\$2.75#779 SHEEP
(12 White, 1 Black) \$2.75#775
TELEPHONE
POLES (Set of
12) \$2.75

ATLAS/ROCO HO TRACK 83 SYSTEM

Manufactured in Austria, this nickel silver track can be used with other ATLAS or Roco track products, both Code 83 and Code 100, by using conversion joiners. Turnouts may be used in conjunction with ATLAS #65 Under Table Switch Machine and #200 Snap Relay. Sectional track components, crossing and turnouts include rail joiners.

FLEXIBLE TRACK


- #900 - Wood Ties - 920MM (36.22") \$5.50
#901 - Concrete Ties - 920MM (36.22") \$5.75

SECTIONAL TRACK - STRAIGHT (4 pack)



- #902 - 920MM (36.22") \$5.95
#903 - 230MM (9.06") \$6.95
#904 - 119MM (4.69") \$5.75
#905 - 115MM (4.53") \$5.75
#924 - 57.5MM (2.26") \$5.50

SECTIONAL TRACK - CURVED (4 pack)



- #906 - 30° - 358MM (14.09") Radius \$6.95
#907 - 30° - 419.6MM (16.52") Radius \$7.50
#908 - 30° - 481.2MM (18.94") Radius \$7.75
#909 - 30° - 542.86MM (21.37") Radius \$8.75
#910 - 15° - 888MM (34.96") Radius \$8.25
#911 - 5° - 1962MM (77.24") Radius \$7.25

TURNOUTS

- #912 - LEFT - #5 15° \$17.50 DIVERGING TRACK RADIUS
#913 - RIGHT - #5 15° \$17.50 837.5MM (32.97")



#914 SINGLE SLIP - FROG & CROSSING: 15° \$27.95



- #915 - CURVED LEFT - 358MM (14.09") Radius - 30° \$17.50
#916 - CURVED RIGHT - 358MM (14.09") Radius - 30° \$17.50



- #917 - LEFT - #7 10° \$19.95 DIVERGING TRACK RADIUS
#918 - RIGHT - #7 10° \$19.95 1946MM (76.61")
#925 - SINGLE SLIP - FROG & CROSSING - 10° \$34.50
#927 - 3-WAY TURNOUT - 15° \$42.75

CROSSINGS

- #919 - 30°
CROSSING
\$7.50

- #926 - 15°
CROSSING
\$22.00



ACCESSORIES

- #920 RAILJOINERS \$2.75
#921 INSULATING JOINERS \$2.75
#922 CONVERSION JOINERS \$2.75
#923 TERMINAL JOINERS \$3.75



#2501 STRAIGHT (5") SNAP-TRACK (6 pcs./pack) **\$1.90**



#2509 SNAP-TRACK ASSORTMENT

Contains two 2 1/2", four 1 1/4" and four 5/8" sections. Easiest way to fill short gaps in sectional track layouts. **\$2.15**



#2532 RERAILER TRACK SECTION

Sweep of the hand places rolling stock on track. Automatically rerails derailed equipment in hard to reach areas. **\$1.50**

#2532 BR **\$1.75**



CURVED SNAP-TRACK™ (6 pcs./ pack)

#2510 9 3/4" Radius Full Section **\$1.90**

#2511 Half Section 9 3/4" Radius **\$1.50**

#2520 11" Radius Full Section **\$1.90**

#2526 19" Switch Rad. (24 Sections/circle) **\$1.90**




#2500 SUPER - FLEX TRACK™

Curvable to any radius. Ideal for spiral easement curves. Easiest cut to any needed length with a #400 Snap-Saw. (See page 29) **\$2.10**

#2500 BR **\$2.35**

N SNAP-TRACK® N

NOTE: The suffix "BR" = brown ties. All N Scale track has Nickel Silver rail.



SWITCHES - MANUAL REMOTE

#2580-1 Lefthand Standard Remote Control **\$12.75**

#2581-1 Righthand Standard Remote Control **\$12.75**

#2582-1 Lefthand Standard Manual Control **\$7.50**

#2583-1 Righthand Standard Manual Control **\$7.50**

#2584 No. 6 Lefthand Remote Control **\$19.95**

#2585 No. 6 Righthand Remote Control **\$19.95**

#2580-1 BR **\$13.00**

#2581-1 BR **\$13.00**

#2582-1 BR **\$7.75**

#2583-1 BR **\$7.75**

CROSSINGS - 15°, 20°, 30°, 45°, 60°, 90°

Joining the popular ATLAS 90° crossing is a complete line of crossings that allows the modeler the widest possible choices of track crossing arrangements.

#2564 - 15° **\$4.75** / #2564 BR **\$5.00**

#2565 - 20° **\$4.75** / #2565 BR **\$5.00**

#2566 - 30° **\$4.75** / #2566 BR **\$5.00**

#2567 - 45° **\$4.75** / #2567 BR **\$5.00**

#2568 - 60° **\$4.75** / #2568 BR **\$5.00**

#2569 - 90° **\$4.75** / #2569 BR **\$5.00**




#2536 SNAP-TRACK BUMPER

Realistic way to keep your equipment from rolling off the ends of sidings. Overall length 2 3/4"

(2 pcs./pack) **\$1.50**

#2536 BR **\$1.75**



The -1 series denotes ATLAS manufactured USA switches. Remote control switches include the #56 Switch Control Box shown on page 29.

Manual Switches #2582-1 and #2583-1 can be converted to remote control with Switch Machines #2590-1 (lefthand) and #2591-1 (righthand).



SWITCH MACHINES — REMOTE CONTROL

#2590 Lefthand (#6 only) **\$11.40**

#2590-1 Lefthand **\$6.25**

#2591 Righthand (#6 only) **\$11.40**


#2591-1 Righthand **\$6.25**

NOTE: All twin-coil switch machines must be controlled by a normally-off, momentary contact switch. Using any control device of other than momentary contact type will cause burn-out failure of the machines solenoid coils. Switch machines are not warranted against burn-outs thus caused. The #56 Switch Control Box is recommended. (See p.29).

#2539 TERMINAL JOINERS

Easiest way to make power connections to trackwork just about anywhere on layout.

No soldering required. (24 units/box) **\$1.70**



#2540 TRACK NAILS (ALSO FOR HO)

Just the right size for fastening down sectional track. Approximately 400 nails per package. **\$2.50**

RAIL JOINERS (6 units/card)

#2535 N.S. Rail Joiners **\$1.50**



#2538 Plastic Insulating Joiners **\$1.75**




N Scale

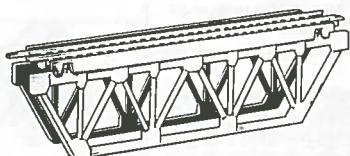
BRIDGES & PIERS

N Scale


HIGHLY DETAILED AND AUTHENTIC BRIDGES READY TO INSTALL



#2546 WARREN TRUSS \$3.00



#2547 DECK TRUSS \$3.00




#2548 PLATE GIRDER \$3.00

All same length as standard 5" straight section. Snap them together atop the #2543 Bridge Piers in any number and arrangement for an impressively realistic multi-span structure.




#2543 BRIDGE PIERS \$2.00
Poured concrete piers, 1 11/16" high, securely support and align all Atlas Bridges and track by means of rugged snap-lugs. (3 pcs./pack).

Easy to build kit assembles into impressive 4-arch cut stone masonry single-track viaduct. Arches are 2 5/32" center-to-center and 3 1/4" high. Can be joined end-to-end for any length; viaduct and piers are easily shortened to any desired height. Arch assembly without piers is 1" high.



#2826 VIADUCT KIT \$3.25



#2541 OVER 'N UNDER PIER SET \$5.75




Two each of 12 graduated concrete piers plus #2542 Straight Pier Girder. Pier heights range from 9/64" through 1 11/16" by 9/64" increments. Grade with piers spaced at 5" intervals is 2.8%. (25 pcs./box).

#2542
STRAIGHT
PIER GIRDER \$2.00

Add realism and strength to end-supported track on bridge piers. Straight girder is 5" long (4 pcs./pack).


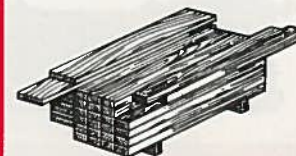
HIGH
RISE
BUILDINGS

The first American-made contemporary office and hotel buildings for model railroaders which can be used in either N Scale or HO layouts. Made of mica-based plastic in an easily expandable modular concept, they reflect light, just like the real thing!

#2835 Square (gray) \$32.95
#2835A \$9.95#2836 Hexagon (bronze) \$32.95
#2836A \$10.95#2837 Rectangle (black) \$32.95
#2837A \$9.95

Ten story add on kits-

Accessories

#2801
TELEPHONE POLES
\$1.50
(set of 12/box)

#791 MILL LUMBER \$2.75


N Scale

FREIGHT CARS

N Scale

ORE CAR WITH LOAD

- 3200 Undecorated \$6.00
 3201 Canadian National \$6.25
 3202 Union Pacific (Alum.) \$6.25
 3203 Minnesota Smelting \$6.25
 3204 Bessemer & Lake Erie \$6.25
 3205 Burlington Northern \$6.25
 3206 Milwaukee Road \$6.25
 3207 Utah Copper \$6.25
 3208 Duluth & Two Harbors \$6.25
 3209 Escanabe & Marquette \$6.25
 3210 Great Northern (Blue) \$6.25
 3211 Erie Mining \$6.25
 3212 Chicago & North Western \$6.25



- 3213 Union Pacific (Red) \$6.25
 3215 Northern Pacific \$6.25
 3216 Thunder Bay Mining \$6.25
 3217 Great Northern (Green) \$6.25
 3218 Southern Pacific \$6.25
 3220 Santa Fe \$6.25
 3221 D M & I.R. \$6.25
 3222 Pennsylvania \$6.25
 3223 Soo Line \$6.25


"BEERCAN" SHORTY TANK CAR

- 3230 Undecorated \$6.00
 3231 Wyandotte (Green) \$6.25
 3233 Dow Chemical \$6.25
 3234 Eastman Chemical \$6.25
 3237 Hooker \$6.25
 3238 Hudson Bay Oil \$6.25
 3239 Firestone \$6.25
 3240 Wyandotte (Blue) \$6.25
 3241 Atlas Chemical \$6.25



- 3242 Brea Chemical \$6.25
 3243 Dupont \$6.25
 3244 Standard Chemical \$6.25
 3245 Southern Star Lard \$6.25
 3246 CPC International \$6.25
 3247 FMC Corporation \$6.25
 3248 Canadian Gen'l \$6.25
 3249 GATX \$6.75


50' STAGGERED DOUBLE-DOOR BOXCAR



- 3600 Undecorated \$6.00
 3601 Great Northern \$6.25
 3604 Illinois Central Gulf \$6.25
 3605 Pennsylvania \$6.25
 3606 Reading \$6.25
 3608 Canadian Pacific \$6.25
 3609 Northern Pacific \$6.25
 3612 Southern \$6.25
 3625 Southern Pacific \$6.75
 3626 B & O Sentinel \$6.45
 3627 Santa Fe "El Capitan" \$6.45
 3628 Santa Fe "Grand Canyon" \$6.45
 3629 Erie Lackawanna \$6.25


40' STOCKCAR

- 3520 Undecorated \$6.00
 3522 Rio Grande \$6.25
 3523 Great Northern \$6.25
 3524 Southern \$6.25



50' STOCKCAR

- 3540 Undecorated \$6.00
 3541 Burl (CB&Q) \$6.25
 3542 Norfolk & West'n \$6.25
 3549 Pennsylvania \$6.25
 3551 Canadian Nat'l \$6.25



90-100 TON HOPPER WITH LOAD

- 3260 Undecorated \$6.00
 3261 Burlington (CB&Q) Alum. \$6.25
 3262 Burlington (CB&Q) Red \$6.25
 3263 Union Pacific \$6.25
 3264 Norfolk & Western \$6.25
 3265 Western Maryland (Gray) \$6.25
 3266 Western Md.(Tuscan) \$6.25
 3267 MKT (KATY) \$6.25
 3268 Santa Fe \$6.25
 3269 Ontario Northland \$6.25
 3270 Erie Lackawanna \$6.25
 3271 Delaware & Hudson \$6.25
 3272 Southern \$6.25



- 3273 Rio Grande \$6.25
 3274 Reading \$6.25
 3275 Clinchfield \$6.25
 3276 Pennsy. R.R. \$6.25
 3277 Conrail \$6.45
 3278 Chesapeake & Ohio \$6.45
 3279 New York Central \$6.45
 3280 Burlington Northern \$6.45
 3281 Shawmut #1368 \$6.25
 3282 Shawmut #1531 \$6.25
 3283 Norfolk Southern #144108 \$6.25
 3284 Norfolk Southern #144122 \$6.25
 3285 Canadian National \$6.25
 3286 Soo Line \$6.25
 3287 Chessie B&O \$6.75
 3288 Chessie C&O \$6.25
 3289 Chessie WM \$6.75
 3290 PRR - Early Scheme \$6.75

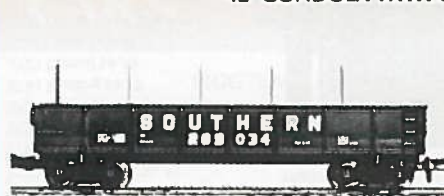
40' PLUGDOOR BOXCAR

- 3300 Undecorated \$6.00
 3301 Western Pacific \$6.25
 3302 Penn Central \$6.25
 3303 Chessie System \$6.25
 3305 Western Maryland \$6.25
 3306 Chesapeake & Ohio \$6.25
 3309 Rio Grande \$6.25
 3310 Delaware & Hudson \$6.25
 3312 Chattahoochee Ind. \$6.25

- 3314 Illinois Central \$6.25
 3315 LNA & Cor. \$6.25
 3316 Milwaukee Road \$6.25
 3317 Ralston Purina \$6.25
 3318 Southern \$6.25
 3319 Baltimore & Ohio \$6.45
 3321 Pennsylvania \$6.25
 3323 Soo Line \$6.25
 3325 Canadian Pacific \$6.45
 3326 Am. Refrig. Transit \$6.75
 3327 Canadian National \$6.50
 3328 Santa Fe \$6.75



42' GONDOLA WITH CONTAINERS




- 3500 Undecorated \$6.00
 3502 Ill. Terminal Co. \$6.25
 3503 Seab'd Coast Line \$6.25
 3504 Milwaukee Road \$6.25
 3505 Ontario Northland \$6.25
 3506 Norfolk & Western \$6.25
 3508 Southern \$6.25
 3510 Texas & Pacific \$6.25

40' PSI BOXCAR

- 3400 Undecorated \$6.00
 3401 Atlantic Coast Line \$6.25
 3402 Erie Lackawanna \$6.25
 3403 Norfolk & Western \$6.25
 3405 Milwaukee Road \$6.25
 3406 Vermont Railway \$6.25
 3407 Burlington Northern \$6.25
 3408 Grd. Trunk Western \$6.25
 3409 Soo Line \$6.25
 3411 Reading \$6.25
 3413 Rich. Fred. & Poto. \$6.25
 3414 Illinois Central Gulf \$6.25
 3417 SL-SF Frisco \$6.25
 3418 Seaboard Coast Line \$6.25
 3419 Santa Fe (map) \$6.25
 3420 Union Pacific \$6.25
 3421 NYC Pacemaker \$6.75

- 3422 Penn (Don't Stand me Still) \$6.25
 3423 Rio Grande \$6.45
 3424 B & O Sentinel \$6.75
 3425 New Haven \$6.25
 3426 Canadian National \$6.25
 3428 Great Northern \$6.25
 3429 Cotton Belt \$6.45
 3430 Gulf, Mobile & Ohio \$6.45
 3431 B & Q Timesaver \$6.75
 3432 Western Pacific \$6.45
 3433 Penn Merchandise Ser. \$6.75
 3434 CB & Q \$6.45
 3435 NYC Early Bird \$6.75
 3436 CP Rail \$6.45



N Scale

FREIGHT CARS

N Scale

50' MECHANICAL REFRIGERATOR REEFER



- 3650 Undecorated \$6.00
- 3652 Bangor & Aroostook \$6.25
- 3653 Burlington Northern \$6.25
- 3654 Canadian National \$6.25
- 3661 Pacific Fruit Express \$6.25
- 3662 Swift Meats \$6.25
- 3667 Santa Fe \$6.25
- 3670 Tropicana \$7.45
- 3671 Fruit Growers Express \$6.75

ACF CENTER FLOW 4-BAY COVERED HOPPER

- 3700 Undecorated \$7.00
- 3701 Union Pacific \$7.45
- 3702 Southern Pacific \$7.45
- 3703 Burlington Northern \$7.45
- 3704 Rio Grande \$7.45
- 3705 Conrail \$7.45
- 3706 Erie Lackawanna \$7.45
- 3707 Southern \$7.45
- 3708 Pennsylvania \$7.45
- 3709 Engelhard \$7.45
- 3710 Soo Line \$7.45
- 3711 Chicago Northwestern \$7.45
- 3712 Shell Chemical \$7.75

- 3713 DuPont Alathon \$7.75
- 3714 B.F. Goodrich \$7.95
- 3715 BASF Wyandotte \$7.95
- 3716 FMC Chemical \$7.95
- 3717 Arco Polymers \$7.95
- 3718 Santa Fe \$7.95



CUPOLA CABOOSE

- 3560 Undecorated \$6.00
- 3561 Southern Pacific \$6.25
- 3562 Union Pacific \$6.25
- 3563 Santa Fe \$6.25

- 3564 Western Pacific \$6.25
- 3565 Burlington Northern \$6.25
- 3567 Seaboard Coast Line \$6.25
- 3568 Lehigh Valley \$6.25
- 3569 Rio Grande \$6.25

- 3570 Norfolk & Western \$6.25
- 3571 Chicago Northwestern \$6.25
- 3573 Southern \$6.25
- 3574 Chessie System \$6.25
- 3575 New Haven \$6.25
- 3576 Baltimore & Ohio \$6.25
- 3577 Erie Lackawanna \$6.25
- 3579 Family Lines \$6.25
- 3583 Pennsylvania \$6.25
- 3584 Penn Central \$6.25
- 3585 Reading \$6.25
- 3589 Great Northern \$6.25
- 3590 Conrail \$6.25
- 3591 Canadian Pacific \$6.45
- 3592 Canadian National \$6.75

3-BAY COVERED HOPPER

- 3720 Union Pacific \$6.75
- 3721 Southern Pacific \$6.75
- 3722 Southern \$6.75
- 3723 L & N \$6.75
- 3724 Reading \$6.75
- 3725 Conrail \$6.75
- 3726 Undecorated \$6.25
- 3727 Grand Trunk Western \$6.75

- 3728 New York Central \$6.75
- 3729 Central of Georgia \$6.75
- 3730 Great Northern \$6.75

- 3731 Chicago & Northwestern \$6.75



N Scale

FREIGHT CARS

N Scale


PIGGYBACK WITH 40' TRAILER

- 3770 Undecorated \$7.00
- 3771 Maine Central \$7.45
- 3772 Chicago & Northwestern \$7.45
- 3773 Missouri & Pacific \$7.45
- 3774 Pennsylvania \$7.45
- 3775 Santa Fe \$7.45
- 3776 Pacific Fruit Express \$7.45
- 3777 Canadian Pacific Express \$7.45
- 3778 Nickel Plate Road \$7.45



- 3740 Undecorated \$7.00
- 3741 Sea Land \$7.45
- 3742 Conrail \$7.45
- 3743 L & N \$7.45
- 3744 Southern Pacific \$7.45
- 3745 Santa Fe \$7.45
- 3746 Union Pacific \$7.45
- 3747 Illinois Central \$7.45
- 3748 Rio Grande \$7.45
- 3749 B & O \$7.45
- 3750 NYC Pacemaker \$7.45
- 3751 Pennsylvania \$7.45

- 3752 REA Leasing \$7.45
- 3753 American Pres. Lines \$7.45
- 3754 Canadian National \$7.45
- 3755 Canadian Pacific \$7.45



COMING EARLY '92

**GATX® 40' AIRSLIDE
T. B. A.**

(Prototype photo)



- 3850 Undecorated
- 3851 Santa Fe
- 3852 Southern Pacific
- 3853 Canadian National
- 3854 Southern
- 3855 Chicago & Northwestern
- 3856 Pennsylvania

Photo by Paul Graf

N Scale

FREIGHT CARS

N Scale




FLAT CAR WITH STAKES

- | | |
|---|--|
| 3800 - Undecorated \$6.00 | 3807 - Great Northern \$6.25 |
| 3801 - Burlington Northern \$6.25 | 3808 - Missouri, Kansas, Texas \$6.25 |
| 3802 - Bessemer & Lake Erie \$6.25 | 3809 - Northern Pacific \$6.25 |
| 3803 - Chesapeake & Ohio \$6.25 | 3810 - Seaboard Air Line \$6.25 |
| 3804 - Canadian Pacific \$6.25 | 3811 - Southern \$6.25 |
| 3805 - Erie \$6.25 | 3812 - Wabash \$6.25 |
| 3806 - SL-SF (Frisco) \$6.25 | 3813 - Western Maryland \$6.25 |

Loads not included.

Coming late '91



*Pre-production photo

ACF® 2 BAY CENTERFLOW

- | | |
|--|--|
| 3900 - Undecorated \$8.00 | 3904 - Great Northern \$8.25 |
| 3901 - ACF Demonstrator \$8.25 | 3905 - Union Pacific \$8.25 |
| 3902 - Erie Lackawanna \$8.25 | 3906 - Seaboard System \$8.25 |
| 3903 - Burlington Northern \$8.25 | 3907 - Norfolk & Western \$8.25 |

N Scale

DIESEL LOCOMOTIVES

N Scale

- 4500 Undecorated
- 4501 Undecorated*
- 4512 Union Pacific 457*
- 4513 Union Pacific 458*

- 4514 Chessie System 1826
- 4515 Chessie System 1828
- 4516 Burlington No. 6022
- 4517 Burlington No. 6047*

SD-7

2ND RUN

\$94.95

*Dynamic Brakes



- 4525 Undecorated
- 4526 Undecorated*
- 4537 Nickel Plate Road 345
- 4538 Nickel Plate Road 351
- 4539 Southern Pacific 5392*

- 4540 Southern Pacific 5417*
- 4541 Great Northern 579
- 4542 Great Northern 583
- 4543 Chicago & Northwestern 1702
- 4544 Chicago & Northwestern 1722*

SD-9

2ND RUN

\$94.95

*Dynamic Brakes



MYSTERY LOCO

Coming Mid-'92



0 Scale


FREIGHT CARS

0 Scale

Finely Detailed, Easy to Assemble, Undecorated Kits

#6205
40' BOX CAR


\$20.25

#6225
40' STOCK CAR

\$16.00

#6235 WIDE-VISION
CABOOSE

\$20.50

#6245
40' PLUG DOOR


\$16.00

#6215
65' GONDOLA

\$16.00

#6265
70 TON ORE
CAR

\$15.00




- Sliding doors on prototypical guides
- Separately applied brake rigging

- Murphy diagonal roofs
- Easily snaps together

0 Gauge

TRACK


0 Gauge



SWITCHES

- #6021 Lefthand Remote \$10.00
- #6023 Lefthand Manual \$8.00
- #6024 Righthand Manual \$8.00

IDEALLY SUITED for 0 gaugers with severe space problems. Short-wheelbased diesels, 0-4-0 and 0-6-0 switchers easily negotiate the 24" radius curves. Great for trolley and interurban layouts and layouts that have to be taken up and put away.

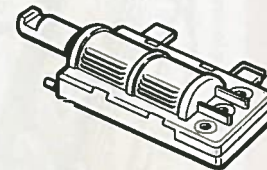



TRACK SECTIONS

- #6000 36" Flex-Track \$9.00
- #6001 12" Straight Section \$2.00
- #6004 4" Straight Section \$1.00
- #6010 24" Radius Section \$2.00
- #6014 1/5-24" Radius Section \$1.00
- #6018 Terminal Track Section \$2.50

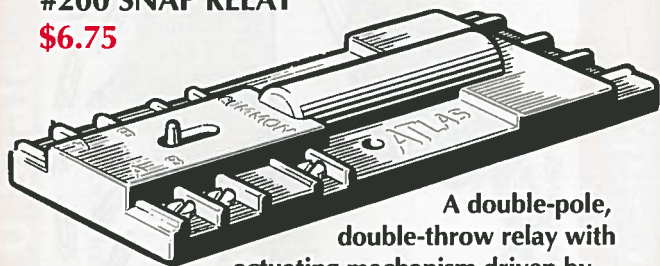
SWITCH MACHINES \$4.00

- #6031 Lefthand
- #6032 Righthand

#6041
METAL RAIL JOINER
\$1.75

#200 SNAP RELAY

\$6.75



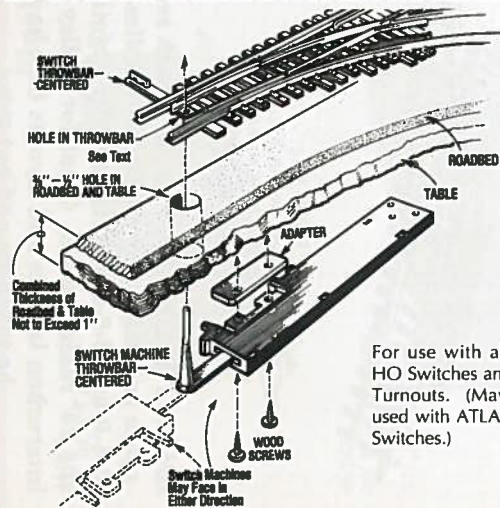
A double-pole, double-throw relay with actuating mechanism driven by momentary-power, twin coil solenoid. For use with all scales.

WHAT IT WILL DO

With just a few simple connections this little (1-5/16" x 3-9/16") device, which can be mounted anywhere, will perform all sorts of tricks for you:


- **POWER THE FROGS** on Atlas' new Mark 3 Turnouts. No more hesitation or stalling on dead turnout frogs.
- **TRACKSIDE SIGNAL LAMPS** to show turnout point positions in yards.
- **CONTROL PANEL LAMPS** to show settings of remotely located turnouts.
- **SELECTIVE SIDING CONTROL.** Sidings are powered only when points are aligned for siding. Siding remains "dead" when points are set for the mainline.
- **CONTROL X-SECTIONS** automatically. This very useful track arrangement is thoroughly discussed in the 3rd Edition of the Atlas "Wiring" book.

#65 UNDER-TABLE SWITCH MACHINE \$5.50



For use with all ATLAS HO Switches and Mark 3 Turnouts. (May also be used with ATLAS N Scale Switches.)

The most popular control panel switches in model railroading consist basically of multiple sets of the most often needed switch types internally pre-wired by printed circuitry. Eliminate all behind-panel, inter-switch wiring; you just run connections to the tracks. All are flush mounting; no need to drill large holes in panel. For use with all scales.




#215 SELECTOR \$5.25

Four single-pole, double-throw switches provide two-cab operation for four blocks. May be ganged together in any number for control of additional blocks without inter-switch wiring. Can be used as area selectors for four-cab operation. Couples with #220 Controller below.

#220 CONTROLLER \$5.25

Simplest way to wire and control tricky reversing loops, wyes and turntables. Has reversing switches for two mainline cabs plus a switch, selectable by either cab, for directional control on reversing loops, etc. Couples with #215 Selectors above.




#210 TWIN \$5.25

Two DPDT switches in parallel. Useful for reversing section and turntable control on single-cab layouts plus many other applications.



#56 SWITCH CONTROL BOX \$2.50

Single pole, double throw momentary action for control of Atlas (or other twin-coil) switch machines. Button position indicated switch setting. Can be coupled together in any number without wiring. Switch identification labels included.




#205 CONNECTOR \$5.25

Three SPST on-off switches in parallel. Use to control power to sidings, accessories, etc. Can be ganged (coupled) together in any number.

#12 WIRING YOUR LAYOUT \$4.50

Easy to follow text and drawings show how to wire just about any track arrangement using the various popular Atlas control components shown on this page. Turnouts, sidings, wyes, reverse loops, turntables and all manner of other model railroad electrical questions are fully covered.



MISCELLANEOUS

#400 SNAP-SAW \$1.95



A long lasting, all-purpose saw for model builders, Extra-fine teeth make razor smooth cuts in wood, plastics, brass, nickel-silver, etc. Ideal for making short track-filler sections.

C199 FORMULA XX MOTOR LUBE 75¢



Ideal for model railroad equipment. Won't dry out or gum. Safe for plastics. Use on motor shaft bearings, axles, etc.

ALL NEW for '92 • HO DIESEL LOCOMOTIVES

ALCO LOCOS — RS-3, RS-11, RSD-4/5

RS-3 - Price \$99.95

ITEM	ROADNAME	No.
7070	Undecorated	—
8150	Canadian Pacific	8436
8151	Canadian Pacific	8441
8152	Great Northern	228
8153	Great Northern	232
8154	New Haven	537
8155	New Haven	560
8156	Ontario Northland	1301
8157	Ontario Northland	1306
8158	Rock Island	485
8159	Rock Island	472

RSD-4/5 - Price \$99.95

ITEM	ROADNAME	No.
7080	Undecorated	—
8170	Pennsylvania	8446
8171	Pennsylvania	8451
8172	Santa Fe	2125
8173	Santa Fe	2158
8174	Southern Pacific	5294
8175	Southern Pacific	5307



Prototype photo from the collection of Louis Marre

RSD-11 Price \$99.95

ITEM	ROADNAME	No.
8180	Delaware & Hudson	5001
8181	Delaware & Hudson	5005
8182	Lehigh Valley	7640
8183	Lehigh Valley	7643
8184	Nickel Plate Road	560
8185	Nickel Plate Road	562
8186	Seaboard Coast Line	1205
8187	Seaboard Coast Line	1208

EMD FP-7 \$109.95



ITEM	ROADNAME	ROAD NO.	ITEM	ROADNAME	ROAD NO.
8300	Undecorated	—	8325	Louisville & Nashville	672
8301	Undecorated	—	8326	Northern Pacific	6600
8302	Undecorated	—	8327	Northern Pacific	6601
8303	Undecorated	—	8328	Soo Line	504A
8319	Canadian Pacific	4061	8329	Soo Line	505A
8320	Canadian Pacific	4066	8330	Southern	6136
8321	Canadian Pacific	4070	8331	Southern	6140
8322	Canadian Pacific	4075	8332	Southern	6147
8323	Louisville & Nashville	670	8333	Union Pacific	1498
8324	Louisville & Nashville	671	8334	Union Pacific	1499

Please note: Not all products in this catalog are available in all countries or at all stores. If you are unable to find a product, contact ATLAS at 1-908-687-0880. Depending on availability and customs regulations, we will do our best to get our products to you. While ATLAS is attempting to hold the line on prices of American-made items during 1992, prices of imported items are subject to change without notice.