



CATALOG 25¢  
1972



**ATLAS** **N** GAUGE



# 'N' GAUGE MODEL RAILROADING




# READY TO RUN LOCOMOTIVES

E-8 DIESEL LOCO ..... \$13.00



- |                        |                  |
|------------------------|------------------|
| #2101 Santa Fe         | #2103 Penna.     |
| #2102 Baltimore & Ohio | #2105 C. N. & W. |




FAIRBANKS MORSE DIESEL ..... \$11.00

- |                     |                        |
|---------------------|------------------------|
| #2121 Santa Fe      | #2124 Penna.           |
| #2122 Union Pacific | #2125 Southern Pacific |

## F-9 COMING SOON

### "B" CALF DUMMY

- |       |               |        |
|-------|---------------|--------|
| #4011 | Sante Fe      | \$5.00 |
| #4012 | G.M. Demo     | \$5.00 |
| #4013 | Penn-Central  | \$5.00 |
| #4014 | Union Pacific | \$5.00 |
| #4015 | Burlington    | \$5.00 |




### "A" COW POWERED

- |       |               |         |
|-------|---------------|---------|
| #4001 | Sante Fe      | \$15.00 |
| #4002 | G.M. Demo     | \$15.00 |
| #4003 | Penn-Central  | \$15.00 |
| #4004 | Union Pacific | \$15.00 |
| #4005 | Burlington    | \$15.00 |



# ATLAS N GAUGE

#2169 \*



0-6-0 STEAM LOCO ..... \$12.00



#2141 Santa Fe  
#2142 G.M. Demo  
#2144 Penn-Central  
SD45 DIESEL ..... \$17.00

GP-40 DIESEL ..... \$13.00




#2171 Santa Fe      #2174 Penn-Central  
#2172 A.C.L.      #2175 Southern Pacific  
#2173 Burlington

ALCO RSC-2 DIESEL ..... \$13.00



#2151 Union Pacific  
#2152 Monon  
#2153 Erie Lackawanna  
#2154 N.Y. Central  
#2155 Southern Pacific

PLYMOUTH WTD DIESEL ..... \$8.00




#2161 Santa Fe  
#2162 GN  
#2163 Burlington  
#2164 Penna.

# ALL \*WITH OPERATING HEADLIGHTS

\*All locos except 0-6-0 Steam Locos




# LOCOMOTIVES



0-4-0 STEAM LOCO & TENDER ..... \$15.00



USRA MIKADO WITH TENDER ..... \$28.00



USRA PACIFIC 4-6-2 WITH TENDER ..... \$28.00

#2115 Undecorated

#2116 Santa Fe

#2117 GTW

#2118 A. C. L.

#2111 Santa Fe  
#2112 Indiana Harbor Belt




0-8-0 STEAM  
LOCO & TENDER ..... \$20.00


## ALL \*WITH OPERATING HEADLIGHTS

\*All locos except 0-4-0 Steam Locos





#2186 0-6-0 SADDLE TANK SWITCHER \$12.00



**INDUSTRIAL SWITCHER**

#4021	Santa Fe	\$8.00
#4022	U.P.	\$8.00
#4023	Burl-Northern	\$8.00
#4024	Ill. Central	\$8.00
#4025	Soo Line	\$8.00



# ROLLING STOCK

**STANDARD PASSENGER CARS**



**SANTE FE**

#2601 Pullman	\$2.50	#2603 Diner	\$2.50
#2602 Combine	\$2.50	#2604 Observation	\$3.00


**B. & O.**

#2611 Pullman	\$2.50	#2613 Diner	\$2.50
#2612 Combine	\$2.50	#2614 Observation	\$3.00

**PENNA.**

#2621 Pullman	\$2.50	#2623 Diner	\$2.50
#2622 Combine	\$2.50	#2624 Observation	\$3.00

**SMOOTH SIDE PASSENGER CARS  
(ALL ILLUMINATED)**



**UNION PACIFIC**

#2631 Pullman	\$4.00	#2634 Observation	\$4.50
#2632 Combine	\$4.00		

**CN & W**

#2641 Pullman	\$4.00	#2644 Observation	\$4.50
#2642 Combine	\$4.00		

**PENNA.**

#2651 Pullman	\$4.00	#2654 Observation	\$4.50
#2652 Combine	\$4.00		

**CORRUGATED STREAMLINE CARS  
(ALL ILLUMINATED)**



**SANTE FE**

#2661 Coach	\$4.00	#2664 Observation	\$4.50
#2662 B'gg'ge Dorm	\$4.00		




**PENN-CENTRAL**

#2666 Coach	\$4.00	#2669 Observation	\$4.50
#2667 B'gg'ge Dorm	\$4.00		

**SOUTHERN PACIFIC**

#2671 Coach	\$4.00	#2674 Observation	\$4.50
#2672 B'gg'ge Dorm	\$4.00		





## READY-TO-RUN

### BOX CARS

\$1.50

- #2201 Florida East Coast
- #2202 Penna.
- #2203 Santa Fe
- #2204 Great Northern
- #2205 Western Md.
- #2206 State of Maine
- #2207 Vermont

### REEFERS

\$1.50

- #2221 K.O.&G.
- #2222 Natl. Dairy Dis.
- #2223 Thermice
- #2224 Blatz Beer

### GONDOLAS

\$1.50

- #2231 Norfolk & Southern
- #2232 Heading
- #2233 Monon
- #2234 Cotton Belt

### HOPPERS (OPEN)

\$1.50

- #2241 Soo Line
- #2242 Penna.
- #2243 Boston & Maine
- #2244 Peabody
- #2245 Burlington

### CATTLE CARS

\$1.50

- #2251 Katy
- #2252 N.Y. Central
- #2253 Santa Fe
- #2254 Chicago & Northwestern
- #2255 G.N.
- #2256 ACL
- #2257 Denver Rio Gr.
- #2258 Southern

### CHEMICAL TANK CARS

\$2.00

- #2261 Gulf
- #2262 Frontier
- #2263 Jack Frost
- #2264 Gen. Amer. Trans. Corp.
- #2265 Dupont
- #2266 Hooker
- #2267 UTLX
- #2268 CO-OP

### CABOOSE

\$2.00

- #2271 Santa Fe
- #2272 B. & O.
- #2273 Penna.
- #2274 Transfer

### BULKHEAD CARS

\$2.00

- #2281 Southern Pacific
- #2282 Illinois Cent. Mid.

### DBL. DR. 40' MACHINERY

\$2.00

- #2286 Penna.
- #2287 Illinois Central Mid.
- #2288 T.P.&W.

### 3 DOME TANK CARS

\$2.00

- #2291 Shell
- #2292 Texaco
- #2293 Mobil
- #2294 Deep Rock
- #2295 E.I. DuPont
- #2296 Gulf
- #2297 Union Starch

### MECHANICAL REEFERS

\$2.50

- #2301 Santa Fe
- #2302 Safeway
- #2303 N.Y. Central
- #2304 Pacific Fruit

### COVERED HOPPERS

\$2.50

- #2311 Jack Frost
- #2312 Union Carbide
- #2313 Milwaukee
- #2314 Burlington

### CENTER FLOW

\$2.50

- #2321 Shippers Car Line
- #2322 Hercules
- #2323 Gulf

### 60' DBL. DR. BOX CARS

\$2.50

- #2331 Penna.
- #2332 Louisville & Nashville
- #2333 Union Pacific
- #2334 Great Northern
- #2335 MKT
- #2336 Chi. & E. Ill.
- #2337 Erie Lackawanna
- #2338 Penn Central

### CENTER DEPRESSED FLAT

\$2.50

- #2341 Canadian Nat'l
- #2342 Norfolk & West.

### JUMBO TANK CARS

\$2.50

- #2346 Shippers Car Line
- #2347 Sub. Prop. Gas
- #2348 Warren

### PIGGY BACK CARS



\$2.50

- #2351 Penna.
- #2352 Santa Fe

### WOOD BOX CARS


\$1.50

- #2361 Northern Pacific
- #2362 Rio Grande
- #2363 Penna.
- #2364 Seaboard
- #2365 Chicago & Illinois Mid.
- #2366 Great Northern
- #2367 Burlington
- #2368 M & W RR.





# ING STOCK



## FLAT with STAKES \$1.50

- #2371 Union Pacific
- #2372 Boston & Maine
- #2373 Great Northern
- #2374 Reading

## STEEL BOX CARS \$1.50

- #2381 Penn Central
- #2382 Canadian Nat'l
- #2383 New Haven (1)
- #2384 Pacemaker
- #2385 New Haven (2)
- #2386 D & RGW
- #2387 Lindy
- #2388 P.H. & O.

## 40' REEFERS \$1.50

- #2391 Illinois Central Mid.
- #2392 El Cap (ATSF)
- #2393 Railway Express
- #2394 Miller High Life
- #2395 M D T
- #2396 Sateway
- #2397 Morrel
- #2398 Carnation Milk

## GONDOLAS \$1.50

- #2401 Boston & Maine
- #2402 Union Pacific
- #2403 Central N.J.
- #2404 Southern

## STOCK CARS \$1.50

- #2411 Union Pacific
- #2412 Santa Fe
- #2413 Northern Pacific
- #2414 Missouri Pacific
- #2415 Reading
- #2416 Chesapeake & Ohio
- #2417 Southern Pacific
- #2418 Canadian Nat'l

## HOPPER QUADS \$1.50

- #2421 Clinchfield
- #2422 M & St. L.
- #2423 Canadian Nat'l
- #2424 Erie

## BAY WINDOW CABOOSE \$2.00

- #2431 Santa Fe
- #2432 Union Pacific
- #2433 Chicago & NW
- #2434 Southern Pacific
- #2435 Transfer
- #2436 Burlington
- #2437 Penn Central

## ORE CARS \$1.50

- #2451 Messabe
- #2452 Soo Line
- #2453 Great Northern
- #2454 L S & I

## "BEER CAN" TANK \$1.50

- #2461 Road Names
- #2462 to be
- #2463 Announced
- #2464

## 60' BULKHEAD LOG FLAT \$2.50

- #3001 Norfolk & West.
- #3002 Louisville & Nash.
- #3003 West. Maryland
- #3004 D & RGW

## WOOD TANK \$2.50

- #3011 Milw. Vinegar
- #3012 Heinz 57
- #3013 Standard Brands
- #3014 Hinckley & Schmidt

## 55' CONTAINER FLAT CARS \$2.50

- #3021 Southern Pacific
- #3022 Chesapeake & Ohio
- #3023 Canadian Nat'l
- #3024 KATY

## HELIUM TANK \$2.00

- #3031 Dept. of Mines
- #3032 U.S. Navy
- #3033 U.S. Army
- #3034 Atomic Energy Comm.

## 83' AUTO TRANSPORTER \$4.00

- #3101 Santa Fe
- #3102 Union Pacific
- #3103 Frisco
- #3104 Penn Central

## 94' TANK CAR \$4.00





- #3111 Citgo
- #3112 Texaco
- #3113 Wanda Petro
- #3114 GATX

## 85' HI-CUBE STOCK CAR \$3.00

- #3121 Pig Palace
- #3122 Consolidated
- #3123 Food Fair
- #3124 CBPX

## 85' HI-CUBE BOX CAR \$3.00

- #3131 Baltimore & Ohio
- #3132 S P
- #3133 GT & W
- #3134 N.Y. Central





# ATLAS

# GAUGE

# TR


Set includes Lighted E-8 Diesel Locomotive, 2 Freight Cars, Caboose, 11 Sections Curved Track, Curved Terminal Section, Re-Railer Track and One Straight Track Section.

#### SETS WITHOUT POWER PACK

#01-304 Santa Fe \$15.00  
#02-304 B & O 15.00  
#04-304 Union Pac 15.00  
#05-304 C & NW 15.00

#### SETS WITH POWER PACK

#01-304 Santa Fe \$20.00  
#02-304 B & O 20.00  
#04-304 Union Pac 20.00  
#05-304 C & NW 20.00




Set includes Lighted Fairbanks Morse Locomotive, 3 Freight Cars, Caboose, 11 Sections Curved Track, Curved Terminal Section, Re-Railer Track and One Straight Track Section.

#### SETS WITHOUT POWER PACK

#21-404 Santa Fe \$15.00  
#22-404 Union Pac 15.00  
#24-404 Penna 15.00  
#25-404 South Pac 15.00

#### SETS WITH POWER PACK

#21-404 Santa Fe \$20.00  
#22-404 Union Pac 20.00  
#24-404 Penna 20.00  
#25-404 South Pac 20.00



Set includes Lighted 0-8-0 Steam Locomotive and Tender, 4 Freight Cars, Caboose, 11 Sections Curved Track, Curved Terminal Section, Re-Railer Track and One Straight Track Section.

#### SETS WITHOUT POWER PACK

#11-504 Santa Fe \$28.00  
#12-504 Indiana Harbor-Bell 28.00


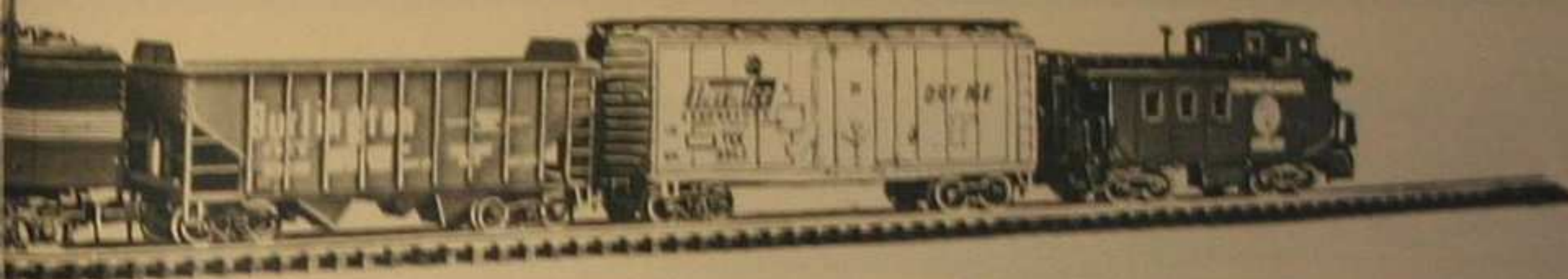
#### SETS WITH POWER PACK

#11-504 Santa Fe \$33.00  
#12-504 Indiana Harbor-Bell 33.00






# TRAIN SETS







#### 4 CAR STANDARD PASSENGER SET


Set Includes Lighted E-8 Diesel Locomotive, Pullman, Diner, Combine and Observation Cars, 11 Sections Curved Track, Curved Terminal Section, Re-Railer Track and One Straight Track Section.

#### SETS WITHOUT POWER PACK

≡101-404 Santa Fe \$23.00  
≡102-404 B & O 23.00  
≡103-404 Penna 23.00

#### SETS WITH POWER PACK

≡101-464 Santa Fe \$28.00  
≡102-464 B & O 28.00  
≡103-464 Penna 28.00



#### 3 CAR "SMOOTH SIDE" PASSENGER SET (ALL LIGHTED)


Set Includes Lighted E-8 Diesel Locomotive, Three Smooth Side Lighted Passenger Cars (Pullman, Combine and Observation), 11 Sections Curved Track, Curved Terminal Section, Re-Railer Track, One Straight Track Section.

#### SETS WITHOUT POWER PACK

≡203-304 Penna \$24.00  
≡204-304 U.P. 24.00  
≡205-304 C & NW 24.00

#### SETS WITH POWER PACK

≡203-364 Penna \$29.00  
≡204-364 U.P. 29.00  
≡205-364 C & NW 29.00



## BIG 7 CAR FREIGHT SET

#### 7 CAR USRA PACIFIC FREIGHT SET

Set Includes Lighted USRA Pacific 4-6-2 Locomotive and Tender, 6 Freight Cars, Caboose, 11 Sections Curved Track, Curved Terminal Section, Re-Railer Track and One Straight Track Section.

#### SETS WITHOUT POWER PACK





≡16-704 Santa Fe \$35.00  
≡17-704 GTW 35.00  
≡18-704 ACL 35.00

#### SETS WITH POWER PACK

≡16-764 Santa Fe \$40.00  
≡17-764 GTW 40.00  
≡18-764 ACL 40.00




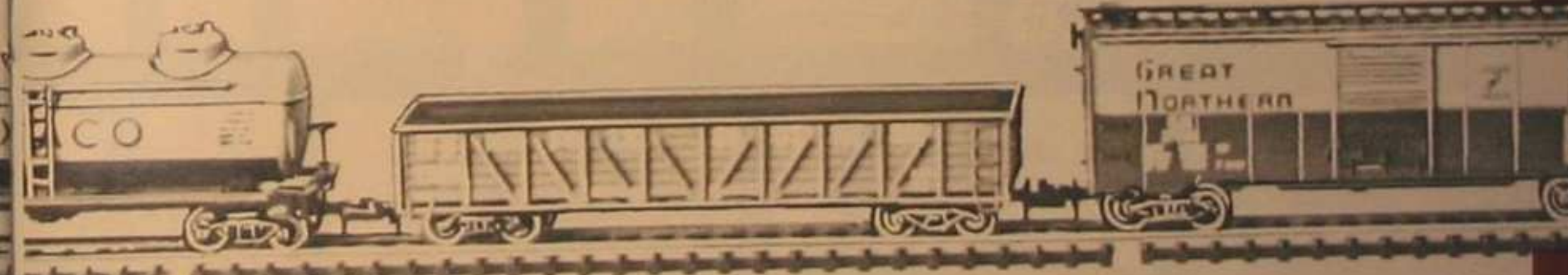




**3 CAR "CORRUGATED" PASSENGER SET (ALL LIGHTED)**

Set Includes Lighted E-8 Diesel Locomotive, Three Corrugated Side Lighted Passenger Cars (Coach, Baggage Dorm, and Observation), 11 Sections Curved Track, Curved Terminal Section, Re-Railer Track and One Straight Track Section.


SETS WITHOUT POWER PACK	SETS WITH POWER PACK
#301-304 Santa Fe 24.00	#301-354 Santa Fe 29.00





**ATLAS** GAUGE


# TRACKSIDE BUILDINGS & STRUCTURES



#2801 TELEPHONE POLES (12) 70¢



#2813 FOOT BRIDGE \$1.00



#2814 "N" GAUGE FENCE \$1.00



#2815 CRATES, BARRELS AND DRUMS \$1.00



#2816 MILL LUMBER \$1.00



#2825 FREIGHT STATION \$1.50



#2826 VIADUCT \$1.50



#2827 3 HOUSES UNDER CONSTRUCTION \$1.50



#2861 GRAVEL TOWER \$2.00



#2850 OLD TIME STATION \$2.00



#2851 COAL MINE \$2.00



#2832 BLACK SMITH SHOP \$1.50



#2881 ENGINE HOUSE \$3.00



#2882 FACTORY \$3.00



#2883 LUMBER MILL \$3.00



8 ASST. CARS



#2809-100



#2810 SINGLE TUNNEL PORTAL \$1.00



#2811 EVERGREEN TREES \$1.00



#2812 GANTRY CRANE \$1.00



#2817 SPLIT LEVEL HOUSE \$1.00

#2818 RANCH HOUSE \$1.00



#2819 COUNTRY HOME \$1.00



#2828 MACHINE SHOP \$1.50



#2829 COTTAGE & MILL \$1.50

#2830 SMALL TOWN CHURCH \$1.50



#2831 DOUBLE TUNNEL PORTAL \$1.50



#2855 3 RANCH HOUSES \$2.00



#2856 MAIN LINE STATION \$2.00




#2857 MODERN CHURCH \$2.00

#2858 LOG MILL \$2.00



#2951 BOULEVARD LAMPS 3/\$1.50



#2952 GOOSENECK LAMPS 3/\$1.50



#2953 HIGHWAY LAMPS 3/\$1.50




#2954 TELEPHONE POLE LAMPS 3/\$1.50




# SNAP-TRACK & TRACKSIDE ACCESSORIES

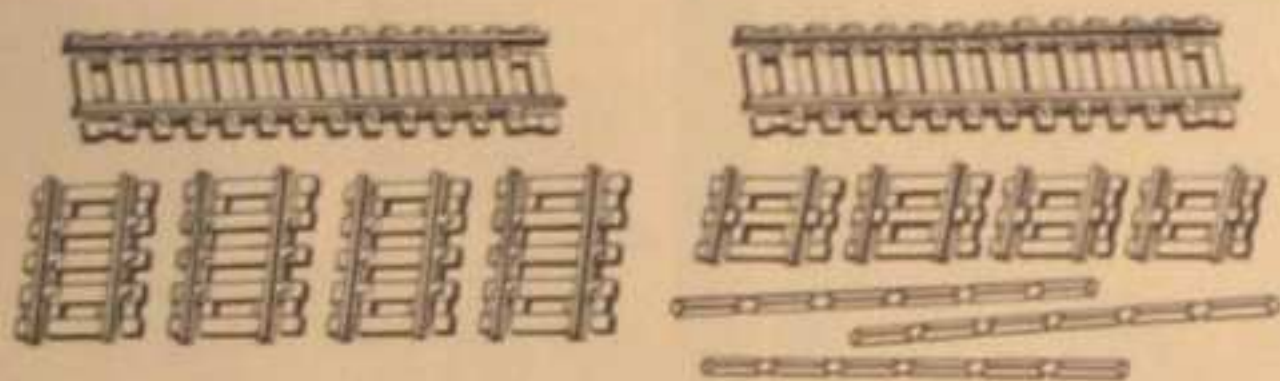
Patented




**#2500 CURVABLE FLEX-TRACK** ..... 70¢  
Curve-it-yourself nickel silver track sections. One section equal to about 6 full lengths of regular Snap-Track.



**#2501 STRAIGHT (5") SNAP-TRACK (6 PCS.)** \$1  
Famous Atlas Snap-Track has realistic "T" shaped nickel silver rail mounted on "wood grain" track ties, with rail joiners built-in on both ends. Bubble packed six sections to card.



**#2509 SNAP-TRACK ASSORTMENT** ..... \$1.30  
Includes 10 assorted small sections of straight Snap-Track. Ideal for track layouts that require odd size track sections.



**CURVED SNAP-TRACK (6 PCS.)** ..... \$1.00  
Bubble Packed Six Sections per Card.

#2510 9 3/4" Radius, Full Section      #2520 11" Radius, Full Section  
#2511 Half Section, 9 3/4" Radius      #2521 Half Section, 11" Radius  
#2526 19" Switch Radius (24 Sect. to Circle)



**#2531 CURVED TERMINAL TRACK (2 PCS.)** \$1  
Makes it easy to connect power from your power pack to the track. Insulated terminal has positive and negative screw posts for simplified wiring.




**#2532 RERAILER TRACK SECTION (3 PCS.)** \$1  
Can be installed anywhere on your layout . . . in place of one straight track section. Puts cars or loco back on rails with one easy hand motion.



**#6 LAYOUT BOOK** ..... 50¢  
Colorful 28 page How-to-do-it Book with tips and hints on trackwork plus 9 layouts.

"N" GAUGE TRACK NAILS  
APPROX. 400 PIECES PER PACK  
MADE ESPECIALLY FOR "N" GAUGE TRACK  
#2540-50




**#2533 'N' LARGER TRACK PACK** ..... \$11.50  
Set includes one pair of Remote Control Switches (one Right and one Left Hand), 12 Sections of Straight Track (5") and 12 Sections of Curved Track (9 3/4" Radius).





#7 LAYOUT BOOK \$2.00


Colorful 48 page,  
9 large scale layouts.



**SWITCHES - MANUAL & REMOTE**

Remote Switches Include Controller

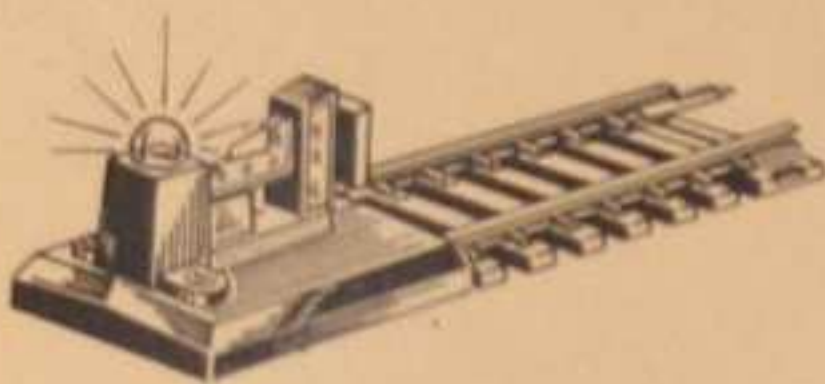
#2550 L.H. Standard Remote Control	\$4.00	#2553 R.H. Std. Manual	\$3.00
#2551 R.H. Standard Remote Control	\$4.00	#2558 #6 L.H. Remote Control	\$4.00
#2552 L.H. Std. Manual	\$3.00	#2559 #6 R.H. Remote Control	\$4.00



#2545 CORK ROADBED, 3', \$.50 SECTION



#2562 DOUBLE SLIP SWITCH, REMOTE CONTROL \$8.95  
INCLUDES CONTROLLERS



**SNAP-TRACK BUMPERS**

#2536 Bumper... 50c #2537 Illuminated Bumper... 80c



#2563 3-WAY REMOTE SWITCH  
..... \$8.95

**FIGURE SETS \$1.30**  
Six Figures Per Set

- #2909 Sitting Figures
- #2910 Assorted Passengers
- #2911 Working Figures



#2541 PIER SET, OVER-N-UNDER \$2.50




#2599 POWER PACK \$6.00



**RAIL AND TERMINAL JOINERS**


- #2535 Rail Joiners... 50c
- #2538 Plastic Insulating Joiners... 30c
- #2539 Terminal Joiners... 30c



#2569 90° CROSSING \$2.25




#2546 WARREN TRUSS BRIDGE \$1.30  
LESS PIERS




#2543 BRIDGE PIERS 50¢  
3 PIERS TO CARD


#2548 PLATE GIRDER BRIDGE \$1.30  
LESS PIERS



#2547 DECK BRIDGE \$1.30  
LESS PIERS



#2544 PIER GIRDER CURVED 50¢  
4 PIERS TO CARD



#2542 PIER GIRDER STRAIGHT 50¢  
4 PIERS TO CARD

# 'N' GAUGE MODEL RAILROADING

ATLAS TOOL CO., INC.  
378 FLORENCE AVENUE HILLSIDE, NEW JERSEY 07205