


CATALOG 25¢
1972




'N' GAUGE MODEL RAILROADING

READY TO RUN LOCOMOTIVES

E-8 DIESEL LOCO \$13.00



- | | |
|------------------------|------------------|
| #2101 Santa Fe | #2103 Penna. |
| #2102 Baltimore & Ohio | #2105 C. N. & W. |




FAIRBANKS MORSE DIESEL \$11.00

- | | |
|---------------------|------------------------|
| #2121 Santa Fe | #2124 Penna. |
| #2122 Union Pacific | #2125 Southern Pacific |

F-9 COMING SOON

"B" CALF DUMMY

- | | | |
|-------|---------------|--------|
| #4011 | Sante Fe | \$5.00 |
| #4012 | G.M. Demo | \$5.00 |
| #4013 | Penn-Central | \$5.00 |
| #4014 | Union Pacific | \$5.00 |
| #4015 | Burlington | \$5.00 |




"A" COW POWERED


- | | | |
|-------|---------------|---------|
| #4001 | Sante Fe | \$15.00 |
| #4002 | G.M. Demo | \$15.00 |
| #4003 | Penn-Central | \$15.00 |
| #4004 | Union Pacific | \$15.00 |
| #4005 | Burlington | \$15.00 |

ATLAS N GAUGE

#2169 *



0-6-0 STEAM LOCO \$12.00



#2141 Sante Fe
#2142 G.M. Demo
#2144 Penn-Central
SD45 DIESEL \$17.00

GP-40 DIESEL \$13.00




#2171 Santa Fe #2174 Penn-Central
#2172 A.C.L. #2175 Southern Pacific
#2173 Burlington

ALCO RSC-2 DIESEL \$13.00



#2151 Union Pacific
#2152 Monon
#2153 Erie Lackawanna
#2154 N.Y. Central
#2155 Southern Pacific

PLYMOUTH WTD DIESEL \$8.00




#2161 Santa Fe
#2162 GN
#2163 Burlington
#2164 Penna.

ALL *WITH OPERATING HEADLIGHTS

*All locos except 0-6-0 Steam Locos


LOCOMOTIVES



0-4-0 STEAM LOCO & TENDER \$15.00



USRA MIKADO WITH TENDER \$28.00



USRA PACIFIC 4-6-2 WITH TENDER \$28.00

#2115 Undecorated

#2116 Santa Fe

#2117 GTW

#2118 A. C. L.


#2111 Santa Fe
#2112 Indiana Harbor Belt




0-8-0 STEAM
LOCO & TENDER \$20.00

ALL *WITH OPERATING HEADLIGHTS

*All locos except 0-4-0 Steam Locos



#2186 0-6-0 SADDLE TANK SWITCHER \$12.00



INDUSTRIAL SWITCHER

#4021	Santa Fe	\$8.00
#4022	U.P.	\$8.00
#4023	Burl-Northern	\$8.00
#4024	Ill. Central	\$8.00
#4025	Soo Line	\$8.00



ROLLING STOCK

STANDARD PASSENGER CARS



SANTE FE

#2601 Pullman	\$2.50	#2603 Diner	\$2.50
#2602 Combine	\$2.50	#2604 Observation	\$3.00


B. & O.

#2611 Pullman	\$2.50	#2613 Diner	\$2.50
#2612 Combine	\$2.50	#2614 Observation	\$3.00

PENNA.

#2621 Pullman	\$2.50	#2623 Diner	\$2.50
#2622 Combine	\$2.50	#2624 Observation	\$3.00

**SMOOTH SIDE PASSENGER CARS
(ALL ILLUMINATED)**



UNION PACIFIC

#2631 Pullman	\$4.00	#2634 Observation	\$4.50
#2632 Combine	\$4.00		

CN & W

#2641 Pullman	\$4.00	#2644 Observation	\$4.50
#2642 Combine	\$4.00		

PENNA.

#2651 Pullman	\$4.00	#2654 Observation	\$4.50
#2652 Combine	\$4.00		

**CORRUGATED STREAMLINE CARS
(ALL ILLUMINATED)**



SANTE FE




#2661 Coach	\$4.00	#2664 Observation	\$4.50
#2662 B'gg'ge Dorm	\$4.00		

PENN-CENTRAL

#2666 Coach	\$4.00	#2669 Observation	\$4.50
#2667 B'gg'ge Dorm	\$4.00		

SOUTHERN PACIFIC

#2671 Coach	\$4.00	#2674 Observation	\$4.50
#2672 B'gg'ge Dorm	\$4.00		



READY-TO-RUN

BOX CARS

\$1.50

- #2201 Florida East Coast
- #2202 Penna.
- #2203 Santa Fe
- #2204 Great Northern
- #2205 Western Md.
- #2206 State of Maine
- #2207 Vermont

REEFERS

\$1.50

- #2221 K.O.&G.
- #2222 Natl. Dairy Dis.
- #2223 Thermice
- #2224 Blatz Beer

GONDOLAS

\$1.50

- #2231 Norfolk & Southern
- #2232 Reading
- #2233 Monon
- #2234 Cotton Belt

HOPPERS (OPEN)

\$1.50

- #2241 Soo Line
- #2242 Penna.
- #2243 Boston & Maine
- #2244 Peabody
- #2245 Burlington

CATTLE CARS

\$1.50

- #2261 Katy
- #2262 N.Y. Central
- #2263 Santa Fe
- #2264 Chicago & Northwestern
- #2265 G.N.
- #2266 ACL
- #2267 Denver Rio Gr.
- #2268 Southern

CHEMICAL TANK CARS

\$2.00

- #2261 Gulf
- #2262 Frontier
- #2263 Jack Frost
- #2264 Gen. Amer. Trans. Corp.
- #2265 Dupont
- #2266 Hooker
- #2267 UTLX
- #2268 CO-OP

CABOOSE

\$2.00

- #2271 Santa Fe
- #2272 B. & O.
- #2273 Penna.
- #2274 Transfer

BULKHEAD CARS

\$2.00

- #2281 Southern Pacific
- #2282 Illinois Cent. Mid.

DBL. DR. 40' MACHINERY

\$2.00

- #2286 Penna.
- #2287 Illinois Central Mid.
- #2288 T.P.&W.

3 DOME TANK CARS

\$2.00

- #2291 Shell
- #2292 Texaco
- #2293 Mobil
- #2294 Deep Rock
- #2295 E.I. DuPont
- #2296 Gulf
- #2297 Union Starch

MECHANICAL REEFERS

\$2.50

- #2301 Santa Fe
- #2302 Safeway
- #2303 N.Y. Central
- #2304 Pacific Fruit

COVERED HOPPERS

\$2.50

- #2311 Jack Frost
- #2312 Union Carbide
- #2313 Milwaukee
- #2314 Burlington

CENTER FLOW

\$2.50

- #2321 Shippers Car Line
- #2322 Hercules
- #2323 Gulf

50' DBL. DR. BOX CARS

\$2.50

- #2331 Penna.
- #2332 Louisville & Nashville
- #2333 Union Pacific
- #2334 Great Northern
- #2335 MKT
- #2336 Chi. & E. Ill.
- #2337 Erie Lackawanna
- #2338 Penn Central

CENTER DEPRESSED FLAT

\$2.50

- #2341 Canadian Nat'l
- #2342 Norfolk & West.

JUMBO TANK CARS

\$2.50

- #2346 Shippers Car Line
- #2347 Sub. Prop. Gas
- #2348 Warren

PIGGY BACK CARS




\$2.50

- #2351 Penna.
- #2352 Santa Fe


WOOD BOX CARS

\$1.50

- #2361 Northern Pacific
- #2362 Rio Grande
- #2363 Penna.
- #2364 Seaboard
- #2365 Chicago & Illinois Mid.
- #2366 Great Northern
- #2367 Burlington
- #2368 M & W RR



ING STOCK



FLAT with STAKES \$1.50

- #2371 Union Pacific
- #2372 Boston & Maine
- #2373 Great Northern
- #2374 Reading

STEEL BOX CARS \$1.50

- #2381 Penn Central
- #2382 Canadian Nat'l
- #2383 New Haven (1)
- #2384 Pacemaker
- #2385 New Haven (2)
- #2386 D & RGW
- #2387 Lindy
- #2388 P.H. & O.

40' REEFERS \$1.50

- #2391 Illinois Central Mid.
- #2392 El Cap (ATSF)
- #2393 Railway Express
- #2394 Miller High Life
- #2395 M D T
- #2396 Sateway
- #2397 Morrel
- #2398 Carnation Milk

GONDOLAS \$1.50

- #2401 Boston & Maine
- #2402 Union Pacific
- #2403 Central N.J.
- #2404 Southern

STOCK CARS \$1.50

- #2411 Union Pacific
- #2412 Santa Fe
- #2413 Northern Pacific
- #2414 Missouri Pacific
- #2415 Reading
- #2416 Chesapeake & Ohio
- #2417 Southern Pacific
- #2418 Canadian Nat'l

HOPPER QUADS \$1.50

- #2421 Clinchfield
- #2422 M & St. L.
- #2423 Canadian Nat'l
- #2424 Erie

BAY WINDOW CABOOSE \$2.00

- #2431 Santa Fe
- #2432 Union Pacific
- #2433 Chicago & NW
- #2434 Southern Pacific
- #2435 Transfer
- #2436 Burlington
- #2437 Penn Central

ORE CARS \$1.50

- #2451 Messabe
- #2452 Soo Line
- #2453 Great Northern
- #2454 L S & I

"BEER CAN" TANK \$1.50

- #2461 Road Names
- #2462 to be
- #2463 Announced
- #2464

60' BULKHEAD LOG FLAT \$2.50

- #3001 Norfolk & West.
- #3002 Louisville & Nash.
- #3003 West. Maryland
- #3004 D & RGW

WOOD TANK \$2.50

- #3011 Milw. Vinegar
- #3012 Heinz 57
- #3013 Standard Brands
- #3014 Hinckley & Schmidt

55' CONTAINER FLAT CARS \$2.50

- #3021 Southern Pacific
- #3022 Chesapeake & Ohio
- #3023 Canadian Nat'l
- #3024 KATY

HELIUM TANK \$2.00

- #3031 Dept. of Mines
- #3032 U.S. Navy
- #3033 U.S. Army
- #3034 Atomic Energy Comm.

83' AUTO TRANSPORTER \$4.00

- #3101 Santa Fe
- #3102 Union Pacific
- #3103 Frisco
- #3104 Penn Central

94' TANK CAR \$4.00





- #3111 Citgo
- #3112 Texaco
- #3113 Wanda Petro
- #3114 GATX

85' HI-CUBE STOCK CAR \$3.00

- #3121 Pig Palace
- #3122 Consolidated
- #3123 Food Fair
- #3124 CBPX

85' HI-CUBE BOX CAR \$3.00

- #3131 Baltimore & Ohio
- #3132 S P
- #3133 GT & W
- #3134 N.Y. Central



ATLAS

GAUGE

TR


Set includes Lighted E-8 Diesel Locomotive, 2 Freight Cars, Caboose, 11 Sections Curved Track, Curved Terminal Section, Re-Railer Track and One Straight Track Section.

**SETS WITHOUT
POWER PACK**

#01-304 Santa Fe \$15.00
#02-304 B & O 15.00
#04-304 Union Pac 15.00
#05-304 C & NW 15.00

**SETS WITH
POWER PACK**

#01-304 Santa Fe \$20.00
#02-304 B & O 20.00
#04-304 Union Pac 20.00
#05-304 C & NW 20.00




Set includes Lighted Fairbanks Morse Locomotive, 3 Freight Cars, Caboose, 11 Sections Curved Track, Curved Terminal Section, Re-Railer Track and One Straight Track Section.

**SETS WITHOUT
POWER PACK**

#21-404 Santa Fe \$15.00
#22-404 Union Pac 15.00
#24-404 Penna 15.00
#25-404 South Pac 15.00

**SETS WITH
POWER PACK**

#21-404 Santa Fe \$20.00
#22-404 Union Pac 20.00
#24-404 Penna 20.00
#25-404 South Pac 20.00



Set includes Lighted 0-8-0 Steam Locomotive and Tender, 4 Freight Cars, Caboose, 11 Sections Curved Track, Curved Terminal Section, Re-Railer Track and One Straight Track Section.

**SETS WITHOUT
POWER PACK**


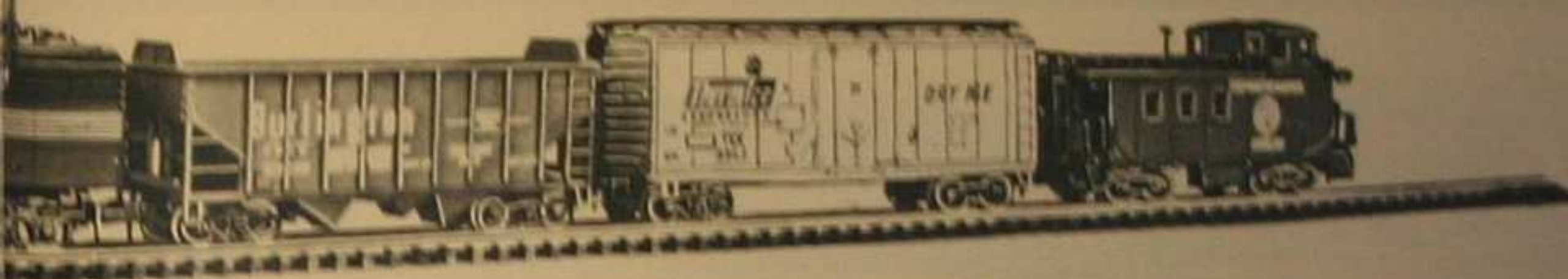
#11-504 Santa Fe \$28.00
#12-504 Indiana
Harbor-Bell 28.00


**SETS WITH
POWER PACK**

#11-504 Santa Fe \$33.00
#12-504 Indiana
Harbor-Bell 33.00



TRAIN SETS





4 CAR STANDARD PASSENGER SET


Set Includes Lighted E-8 Diesel Locomotive, Pullman, Diner, Combine and Observation Cars, 11 Sections Curved Track, Curved Terminal Section, Re-Railer Track and One Straight Track Section.

SETS WITHOUT POWER PACK

≡101-404 Santa Fe \$23.00
≡102-404 B & O 23.00
≡103-404 Penna 23.00

SETS WITH POWER PACK

≡101-464 Santa Fe \$28.00
≡102-464 B & O 28.00
≡103-464 Penna 28.00



3 CAR "SMOOTH SIDE" PASSENGER SET (ALL LIGHTED)


Set Includes Lighted E-8 Diesel Locomotive, Three Smooth Side Lighted Passenger Cars (Pullman, Combine and Observation), 11 Sections Curved Track, Curved Terminal Section, Re-Railer Track, One Straight Track Section.

SETS WITHOUT POWER PACK

≡203-304 Penna \$24.00
≡204-304 U.P. 24.00
≡205-304 C & NW 24.00

SETS WITH POWER PACK

≡203-364 Penna \$29.00
≡204-364 U.P. 29.00
≡205-364 C & NW 29.00



BIG 7 CAR FREIGHT SET

7 CAR USRA PACIFIC FREIGHT SET

Set Includes Lighted USRA Pacific 4-6-2 Locomotive and Tender, 6 Freight Cars, Caboose, 11 Sections Curved Track, Curved Terminal Section, Re-Railer Track and One Straight Track Section.




SETS WITHOUT POWER PACK

≡16-704 Santa Fe \$35.00
≡17-704 GTW 35.00
≡18-704 ACL 35.00

SETS WITH POWER PACK

≡16-764 Santa Fe \$40.00
≡17-764 GTW 40.00
≡18-764 ACL 40.00





3 CAR "CORRUGATED" PASSENGER SET (ALL LIGHTED)

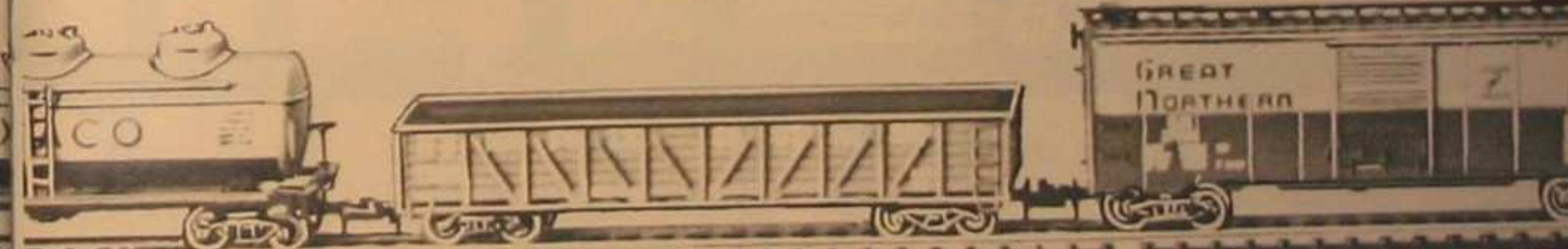
Set Includes Lighted E-8 Diesel Locomotive, Three Corrugated Side Lighted Passenger Cars (Coach, Baggage Dorm, and Observation), 11 Sections Curved Track, Curved Terminal Section, Re-Railer Track and One Straight Track Section.

**SETS WITHOUT
POWER PACK**

≈301-304 Santa Fe 24.00

**SETS WITH
POWER PACK**

≈301-354 Santa Fe 29.00



ATLAS GAUGE


TRACKSIDE BUILDINGS & STRUCTURES



#2801
TELEPHONE
POLES (12)
70¢



#2813 FOOT BRIDGE \$1.00



#2814 "N" GAUGE
FENCE \$1.00



#2815 CRATES, BARRELS
AND DRUMS \$1.00



#2816 MILL
LUMBER \$1.00

#2825 FREIGHT STATION \$1.50



#2826 VIADUCT \$1.50



#2827 3 HOUSES
UNDER CONSTRUCTION \$1.50

#2850 OLD TIME
STATION \$2.00



#2851 COAL MINE \$2.00


#2861 GRAVEL TOWER \$2.00



#2832
BLACK SMITH SHOP
\$1.50



#2881 ENGINE HOUSE \$3.00



#2882 FACTORY \$3.00



#2883 LUMBER MILL
\$3.00

8 ASST. CARS



#2809-100



#2810 SINGLE TUNNEL PORTAL \$1.00



#2811 EVERGREEN TREES \$1.00



#2812 GANTRY CRANE \$1.00



#2817 SPLIT LEVEL HOUSE \$1.00

#2818 RANCH HOUSE \$1.00



#2819 COUNTRY HOME \$1.00



#2828 MACHINE SHOP \$1.50



#2829 COTTAGE & MILL \$1.50

#2830 SMALL TOWN CHURCH \$1.50



#2831 DOUBLE TUNNEL PORTAL \$1.50



#2855 3 RANCH HOUSES \$2.00



#2856 MAIN LINE STATION \$2.00



#2857 MODERN CHURCH \$2.00

#2858 LOG MILL \$2.00



#2951 BOULEVARD LAMPS 3/\$1.50



#2952 GOOSENECK LAMPS 3/\$1.50




#2953 HIGHWAY LAMPS 3/\$1.50




#2954 TELEPHONE POLE LAMPS 3/\$1.50

SNAP-TRACK & TRACKSIDE ACCESSORIES

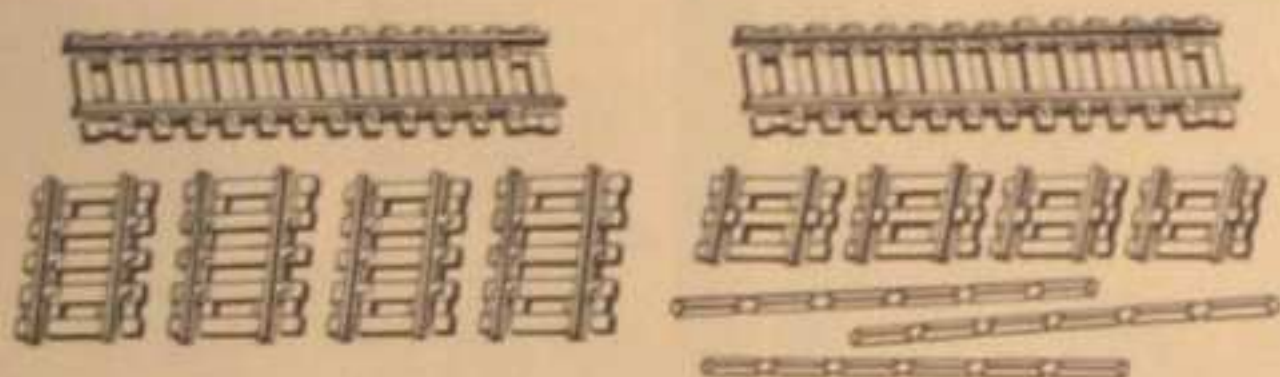
Patented




#2500 CURVABLE FLEX-TRACK 70¢
Curve-it-yourself nickel silver track sections. One section equal to about 6 full lengths of regular Snap-Track.



#2501 STRAIGHT (5") SNAP-TRACK (6 PCS.) \$1
Famous Atlas Snap-Track has realistic "T" shaped nickel silver rail mounted on "wood grain" track ties, with rail joiners built-in on both ends. Bubble packed six sections to card.




#2509 SNAP-TRACK ASSORTMENT \$1.30
Includes 10 assorted small sections of straight Snap-Track. Ideal for track layouts that require odd size track sections.



CURVED SNAP-TRACK (6 PCS.) \$1.00
Bubble Packed Six Sections per Card.

#2510 9 1/4" Radius, Full Section #2520 11" Radius, Full Section
#2511 Half Section, 9 1/4" Radius #2521 Half Section, 11" Radius
#2526 19" Switch Radius (24 Sect. to Circle)



#2531 CURVED TERMINAL TRACK (2 PCS.) \$1
Makes it easy to connect power from your power pack to the track. Insulated terminal has positive and negative screw posts for simplified wiring.




#2532 RERAILER TRACK SECTION (3 PCS.) \$1
Can be installed anywhere on your layout . . . in place of one straight track section. Puts cars or loco back on rails with one easy hand motion.



#6 LAYOUT BOOK 50¢
Colorful 28 page How-to-do-it Book with tips and hints on trackwork plus 9 layouts.

"N" GAUGE TRACK NAILS
APPROX. 400 PIECES PER PACK
MADE ESPECIALLY FOR "N" GAUGE TRACK
#2540-50




#2533 'N' LARGER TRACK PACK \$11.50
Set includes one pair of Remote Control Switches (one Right and one Left Hand), 12 Sections of Straight Track (5") and 12 Sections of Curved Track (9 1/4" Radius).



#7 LAYOUT BOOK \$2.00

Colorful 48 page,
9 large scale layouts.




SWITCHES - MANUAL & REMOTE

Remote Switches Include Controller

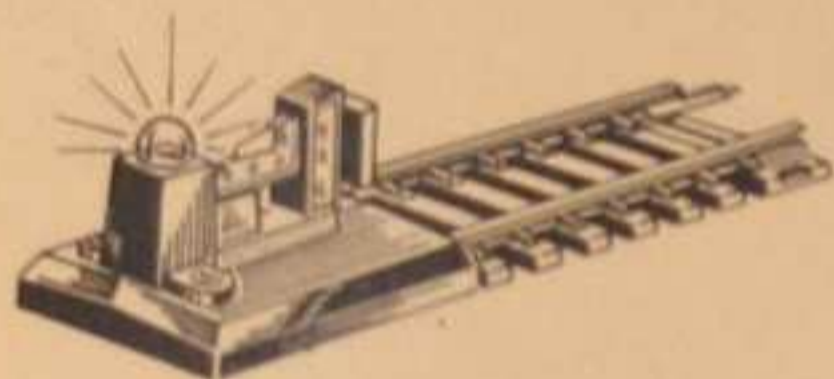
#2550 L.H. Standard Remote Control	\$4.00	#2553 R.H. Std. Manual	\$3.00
#2551 R.H. Standard Remote Control	\$4.00	#2558 #6 L.H. Remote Control	\$4.00
#2552 L.H. Std. Manual	\$3.00	#2559 #6 R.H. Remote Control	\$4.00



#2545 CORK ROADBED, 3', \$.50 SECTION




#2562 DOUBLE SLIP SWITCH, REMOTE CONTROL \$8.95
INCLUDES CONTROLLERS



SNAP-TRACK BUMPERS

#2536 Bumper... 50c #2537 Illuminated Bumper... 80c



#2563 3-WAY REMOTE SWITCH
..... \$8.95

FIGURE SETS \$1.30
Six Figures Per Set



#2909 Sitting Figures
#2910 Assorted Passengers
#2911 Working Figures



#2541 PIER SET, OVER-N-UNDER \$2.50




#2599 POWER PACK \$6.00




RAIL AND TERMINAL JOINERS

#2535 Rail Joiners... 50c
#2538 Plastic Insulating Joiners... 30c
#2539 Terminal Joiners... 30c



#2569 90° CROSSING \$2.25

#2546 WARREN TRUSS BRIDGE \$1.30
LESS PIERS




#2543 BRIDGE PIERS 50¢
3 PIERS TO CARD


#2548 PLATE GIRDER BRIDGE \$1.30
LESS PIERS



#2547 DECK BRIDGE \$1.30
LESS PIERS



#2544 PIER GIRDER CURVED 50¢
4 PIERS TO CARD



#2542 PIER GIRDER STRAIGHT 50¢
4 PIERS TO CARD

'N' GAUGE MODEL RAILROADING

ATLAS TOOL CO., INC.
378 FLORENCE AVENUE HILLSIDE, NEW JERSEY 07205