


ATLAS GAUGE N



1/2" GAUGE MODEL RAILROADING


ATLAS

READY-TO-RUN LOCOMOTIVES



FAIRBANKS MORSE DIESEL.....\$11.00
#2121 Santa Fe #2124 Penna.
#2122 Union Pacific #2125 Southern Pacific
#2123 Milwaukee

FAIRBANKS MORSE "A" DUMMY.....\$5.00
#2131 Santa Fe #2134 Penna.



USRA PACIFIC 4-6-2 WITH TENDER.....\$28.00
#2115 Undecorated #2116 Santa Fe #2117 GTW #2118 A. C. L.

#2111 Santa Fe
#2112 Indiana Harbor Belt



**0-8-0 STEAM
LOCO & TENDER.....\$20.00**


ALL * WITH OPERATING HEADLIGHTS

*All locos
except 0-6-0
Steam Locos

N
GAUGE

READY-TO-RUN LOCOMOTIVES

#2141 Santa Fe
#2142 G. M. Demo
#2144 Penn-Central



SD45 DIESEL \$17.00

#2169



0-6-0 STEAM LOCO \$12.00

ALCO RSC-2 DIESEL \$13.00



#2151 Union Pacific
#2152 Monon
#2153 Erie Lackawanna
#2154 N.Y. Central
#2155 Southern Pacific

PLYMOUTH WTD DIESEL \$8.00




#2161 Santa Fe
#2162 GN
#2163 Burlington
#2164 Penna.

ALL WITH OPERATING HEADLIGHTS

*All locos
except 0-6-0
Steam Locos

READY-TO-RUN LOCOMOTIVES



#2180

USRA MIKADO WITH TENDER \$28.00

GP-40 DIESEL \$13.00



#2171 Santa Fe
#2172 A C L
#2173 Burlington

#2174 Penn-Central
#2175 Southern Pacific

#2185



0-4-0 STEAM LOCO & TENDER \$15.00


E-8 DIESEL LOCO \$13.00



#2101 Santa Fe #2104 Union Pacific
#2102 Baltimore & Ohio #2105 C. N. & W.
#2103 Penna.

ALL* WITH OPERATING HEADLIGHTS

*All locos
except 0-6-0
Steam Locos



ATLAS "SIX PAK" FREIGHT CAR SETS

#22-6150
Set Includes
Six Assorted
\$1.50 Ready-to-Run
Freight Cars.

\$9⁰⁰

#22-6200
Set Includes
Six Assorted
\$2.00 Ready-to-Run
Freight Cars.

\$12⁰⁰

#22-6250
Set Includes
Six Assorted
\$2.50 Ready-to-Run
Freight Cars.

\$15⁰⁰



ROLLING STOCK

STANDARD PASSENGER CARS



SANTE FE

#2601 Pullman \$2.50 #2603 Diner \$2.50
#2602 Combine \$2.50 #2604 Observation . \$3.00

B. & O.

#2611 Pullman \$2.50 #2613 Diner \$2.50
#2612 Combine \$2.50 #2614 Observation . \$3.00

PENNA.

#2621 Pullman \$2.50 #2623 Diner \$2.50
#2622 Combine \$2.50 #2624 Observation . \$3.00

SMOOTH SIDE PASSENGER CARS (ALL ILLUMINATED)



UNION PACIFIC

#2631 Pullman \$4.00 #2634 Observation ..\$4.50
#2632 Combine \$4.00


CN & W

#2641 Pullman \$4.00 #2644 Observation . \$4.50
#2642 Combine \$4.00

PENNA.

#2651 Pullman \$4.00 #2654 Observation . \$4.50
#2652 Combine \$4.00

CORRUGATED STREAMLINE CARS (ALL ILLUMINATED)



SANTE FE


#2661 Coach \$4.00 #2664 Observation ..\$4.50
#2662 B'gg'ge Dorm \$4.00

PENN-CENTRAL


#2666 Coach \$4.00 #2669 Observation ..\$4.50
#2667 B'gg'ge Dorm \$4.00

SOUTHERN PACIFIC

#2671 Coach \$4.00 #2674 Observation . \$4.50
#2672 B'gg'ge Dorm \$4.00



READY-TO-RUN



- BOX CARS \$1.50**
- #2201 Florida East Coast
 - #2202 Penna.
 - #2203 Santa Fe
 - #2204 Great Northern
 - #2205 Western Md.
 - #2206 State of Maine
 - #2207 Vermont

- CHEMICAL TANK CARS \$2.00**
- #2261 Gulf
 - #2262 Frontier
 - #2263 Jack Frost
 - #2264 Gen. Amer. Trans. Corp.
 - #2265 Dupont
 - #2266 Hooker
 - #2267 UTLX
 - #2268 CO-OP

- COVERED HOPPERS \$2.50**
- #2311 Jack Frost
 - #2312 Union Carbide
 - #2313 Milwaukee
 - #2314 Burlington


- REEFERS \$1.50**
- #2221 K.O.&G.
 - #2222 Natl. Dairy Dis.
 - #2223 Thermice
 - #2224 Blatz Beer

- CENTER FLOW \$2.50**
- #2321 Shippers Car Line
 - #2322 Hercules
 - #2323 Gulf

- GONDOLAS \$1.50**
- #2231 Norfolk & Southern
 - #2232 Reading
 - #2233 Monon
 - #2234 Cotton Belt

- CABOOSE \$2.00**
- #2271 Santa Fe
 - #2272 B. & O.
 - #2273 Penna.
 - #2274 Transfer


- 50' DBL. DR. BOX CARS \$2.50**
- #2331 Penna.
 - #2332 Louisville & Nashville
 - #2333 Union Pacific
 - #2334 Great Northern
 - #2335 MKT
 - #2336 Chi. & E. Ill.
 - #2337 Erie Lackawana
 - #2338 Penn Central



- HOPPERS (OPEN) \$1.50**
- #2241 Soo Line
 - #2242 Penna.
 - #2243 Boston & Maine
 - #2244 Peabody
 - #2245 Burlington

- BULKHEAD CARS \$2.00**
- #2281 Southern Pacific
 - #2282 Illinois Cent. Mid.

- CENTER DEPRESSED FLAT \$2.50**
- #2341 Canadian Nat'l
 - #2342 Norfolk & West.



- CATTLE CARS \$1.50**
- #2251 Katy
 - #2252 N.Y. Central
 - #2253 Santa Fe
 - #2254 Chicago & Northwestern
 - #2255 G.N.
 - #2256 ACL
 - #2257 Denver Rio Gr.
 - #2258 Southern

- DBL. DR. 40' MACHINERY \$2.00**
- #2286 Penna.
 - #2287 Illinois Central Mid.
 - #2288 T.P.&W.

- JUMBO TANK CARS \$2.50**
- #2346 Shippers Car Line
 - #2347 Sub. Prop. Gas
 - #2348 Warren





- 3 DOME TANK CARS \$2.00**
- #2291 Shell
 - #2292 Texaco
 - #2293 Mobil
 - #2294 Deep Rock
 - #2295 E.I. DuPont
 - #2296 Gulf
 - #2297 Union Starch

- PIGGY BACK CARS \$2.50**
- #2351 Penna.
 - #2352 Santa Fe

- MECHANICAL REEFERS \$2.50**
- #2301 Santa Fe
 - #2302 Safeway
 - #2303 N.Y. Central
 - #2304 Pacific Fruit

- WOOD BOX CARS \$1.50**
- #2361 Northern Pacific
 - #2362 Rio Grande
 - #2363 Penna.
 - #2364 Seaboard
 - #2365 Chicago & Illinois Mid.
 - #2366 Great Northern
 - #2367 Burlington
 - #2368 M & W RR.





ROLLING STOCK

READY-TO-RUN



FLAT with STAKES \$1.50

- #2371 Union Pacific
- #2372 Boston & Maine
- #2373 Great Northern
- #2374 Reading

STEEL BOX CARS \$1.50

- #2381 Penn Central
- #2382 Canadian Nat'l
- #2383 New Haven (1)
- #2384 Pacemaker
- #2385 New Haven (2)
- #2386 D & RGW
- #2387 Lindy
- #2388 P.H. & O.

40' REEFERS \$1.50

- #2391 Illinois Central Mid.
- #2392 El Cap (ATSF)
- #2393 Railway Express
- #2394 Miller High Life
- #2395 M D T
- #2396 Sateway
- #2397 Morrel
- #2398 Carnation Milk

GONDOLAS \$1.50

- #2401 Boston & Maine
- #2402 Union Pacific
- #2403 Central N.J.
- #2404 Southern

STOCK CARS \$1.50

- #2411 Union Pacific
- #2412 Santa Fe
- #2413 Northern Pacific
- #2414 Missouri Pacific
- #2415 Reading
- #2416 Chesapeake & Ohio
- #2417 Southern Pacific
- #2418 Canadian Nat'l

HOPPER QUADS \$1.50

- #2421 Clinchfield
- #2422 M & St. L.
- #2423 Canadian Nat'l
- #2424 Erie

BAY WINDOW CABOOSE \$2.00

- #2431 Santa Fe
- #2432 Union Pacific
- #2433 Chicago & NW
- #2434 Southern Pacific
- #2435 Transfer
- #2436 Burlington
- #2437 Penn Central

ORE CARS \$1.50

- #2451 Messabe
- #2452 Soo Line
- #2453 Great Northern
- #2454 L S & I

"BEER CAN" TANK \$1.75

- #2461 Road Names
- #2462 to be
- #2463 Announced
- #2464

60' BULKHEAD LOG FLAT \$2.50

- #3001 Norfolk & West.
- #3002 Louisville & Nash.
- #3003 West. Maryland
- #3004 D & RGW

WOOD TANK \$2.50

- #3011 Milw. Vinegar
- #3012 Heinz 57
- #3013 Standard Brands
- #3014 Hinckley & Schmidt

55' CONTAINER FLAT CARS \$2.50

- #3021 Southern Pacific
- #3022 Chesapeake & Ohio
- #3023 Canadian Nat'l
- #3024 KATY

HELIUM TANK \$2.00

- #3031 Dept. of Mines
- #3032 U.S. Navy
- #3033 U.S. Army
- #3034 Atomic Energy Comm.

83' AUTO TRANSPORTER \$4.00

- #3101 Santa Fe
- #3102 Union Pacific
- #3103 Frisco
- #3104 Penn Central

94' TANK CAR \$4.00




- #3111 Citgo
- #3112 Texaco
- #3113 Wanda Petro
- #3114 GATX

85' HI-CUBE STOCK CAR \$3.00

- #3121 Pig Palace
- #3122 Consolidated
- #3123 Food Fair
- #3124 CBPX

85' HI-CUBE BOX CAR \$3.00

- #3131 Baltimore & Ohio
- #3132 S. P.
- #3133 GT & W
- #3134 N.Y. Central



TRAIN SETS




PLYMOUTH DIESEL ORE CAR SET

Set Includes Lighted Plymouth WTD Diesel Locomotive, 2 Ore Cars, 11 Sections Curved Track, Curved Terminal Section, Re-Railer Track and One Straight Track Section.

SETS WITH POWER PACK

#61-364 Santa Fe \$17.00 #63-364 Burl. \$17.00
#62-364 G. N. \$17.00 #64-364 Penna. \$17.00



3 CAR DIESEL FREIGHT SET


Set Includes Lighted E-8 Diesel Locomotive, 2 Freight Cars, Caboose, 11 Sections Curved Track, Curved Terminal Section, Re-Railer Track and One Straight Track Section.

SETS WITHOUT POWER PACK

#01-304 Santa Fe \$15.00
#02-304 B & O 15.00
#03-304 Penna 15.00
#04-304 Union Pac 15.00
#05-304 C & NW 15.00

SETS WITH POWER PACK

#01-364 Santa Fe \$20.00
#02-364 B & O 20.00
#03-364 Penna 20.00
#04-364 Union Pac 20.00
#05-364 C & NW 20.00



4 CAR DIESEL FREIGHT SET

Set Includes Lighted Fairbanks Morse Locomotive, 3 Freight Cars, Caboose, 11 Sections Curved Track, Curved Terminal Section, Re-Railer Track and One Straight Track Section.

SETS WITHOUT POWER PACK

#21-404 Santa Fe \$15.00
#22-404 Union Pac 15.00
#23-404 Milwaukee 15.00
#24-404 Penna 15.00
#25-404 South Pac 15.00

SETS WITH POWER PACK

#21-464 Santa Fe \$20.00
#22-464 Union Pac 20.00
#23-464 Milwaukee 20.00
#24-464 Penna 20.00
#25-464 South Pac 20.00



3 CAR 0-6-0 FREIGHT SET

Set Includes 0-6-0 Steam Locomotive, 2 Freight Cars, Caboose, 11 Sections Curved Track, Curved Terminal Section, Re-Railer Track, One Straight Track Section and Power Pack.

SET WITH POWER PACK

#69-364.....\$20.00



5 CAR 0-8-0 STEAM FREIGHT SET


Set Includes Lighted 0-8-0 Steam Locomotive and Tender, 4 Freight Cars, Caboose, 11 Sections Curved Track, Curved Terminal Section, Re-Railer Track and One Straight Track Section.





SETS WITHOUT POWER PACK


#11-504 Santa Fe \$28.00
#12-504 Indiana Harbor-Belt 28.00

SETS WITH POWER PACK

#11-564 Santa Fe \$33.00
#12-564 Indiana Harbor-Belt 33.00







4 CAR STANDARD PASSENGER SET


Set Includes Lighted E-8 Diesel Locomotive, Pullman, Diner, Combine and Observation Cars, 11 Sections Curved Track, Curved Terminal Section, Re-Railer Track and One Straight Track Section.

SETS WITHOUT POWER PACK

#101-404 Santa Fe \$23.00
#102-404 B & O .. 23.00
#103-404 Penna .. 23.00

SETS WITH POWER PACK

#101-464 Santa Fe \$28.00
#102-464 B & O .. 28.00
#103-464 Penna .. 28.00



3 CAR "SMOOTH SIDE" PASSENGER SET (ALL LIGHTED)


Set Includes Lighted E-8 Diesel Locomotive, Three Smooth Side Lighted Passenger Cars (Pullman, Combine and Observation), 11 Sections Curved Track, Curved Terminal Section, Re-Railer Track, One Straight Track Section.

SETS WITHOUT POWER PACK

#203-304 Penna \$24.00
#204-304 U.P. 24.00
#205-304 C & NW 24.00

SETS WITH POWER PACK

#203-364 Penna .. \$29.00
#204-364 U.P. 29.00
#205-364 C & NW 29.00



BIG 7 CAR FREIGHT SET

7 CAR USRA PACIFIC FREIGHT SET

Set Includes Lighted USRA Pacific 4-6-2 Locomotive and Tender, 6 Freight Cars, Caboose, 11 Sections Curved Track, Curved Terminal Section, Re-Railer Track and One Straight Track Section.





SETS WITHOUT POWER PACK

#16-704 Santa Fe \$35.00
#17-704 GTW 35.00
#18-704 ACL 35.00

SETS WITH POWER PACK

#16-764 Santa Fe \$40.00
#17-764 GTW 40.00
#18-764 ACL 40.00








3 CAR "CORRUGATED" PASSENGER SET (ALL LIGHTED)

Set Includes Lighted E-8 Diesel Locomotive, Three Corrugated Side Lighted Passenger Cars (Coach, Baggage Dorm, and Observation), 11 Sections Curved Track, Curved Terminal Section, Re-Railer Track and One Straight Track Section.


SETS WITHOUT POWER PACK	SETS WITH POWER PACK
#301-304 Santa Fe 24.00	#301-364 Santa Fe 29.00




8 ASST. CARS




#2809-100



#2810 SINGLE TUNNEL PORTAL \$1.00



#2811 EVERGREEN TREES \$1.00





#2801 TELEPHONE POLES (12) 69¢

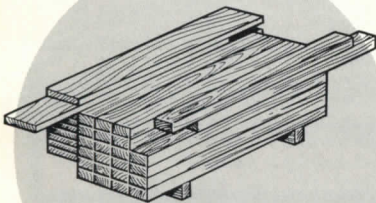


#2817 SPLIT LEVEL HOUSE \$1.00

#2818 RANCH HOUSE \$1.00



#2819 COUNTRY HOME \$1.00

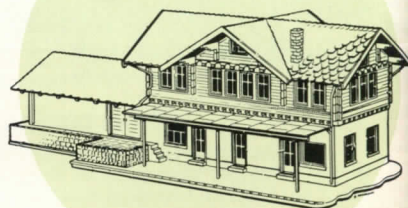


#2816 MILL LUMBER \$1.00

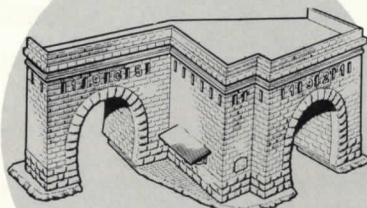


#2830 SMALL TOWN CHURCH \$1.50

#2850 OLD TIME STATION \$2.00




#2829 COTTAGE & MILL \$1.50




#2831 DOUBLE TUNNEL PORTAL \$1.50



#2881 ENGINE HOUSE \$3.00




#2882 FACTORY \$3.00




#2883 LUMBER MILL \$3.00

#2859 LOG MILL \$2.00



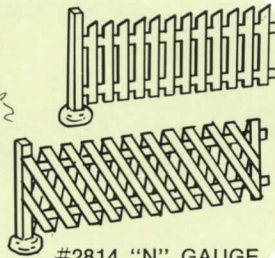
BUILDINGS & STRUCTURES



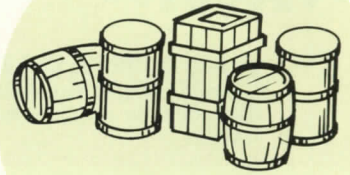
#2812 GANTRY CRANE
\$1.00



#2813 FOOT BRIDGE \$1.00





#2814 "N" GAUGE
FENCE \$1.00



#2815 CRATES, BARRELS
AND DRUMS \$1.00

#2825 FREIGHT STATION \$1.50




#2826 VIADUCT \$1.50



#2827 3 HOUSES
UNDER CONSTRUCTION \$1.50


#2828 MACHINE
SHOP \$1.50




#2851 COAL MINE \$2.00



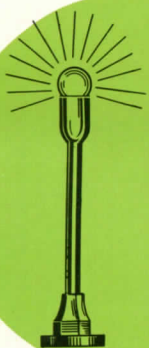
#2855 3 RANCH HOUSES \$2.00



#2856 MAIN LINE
STATION \$2.00




#2857 MODERN CHURCH \$2.00



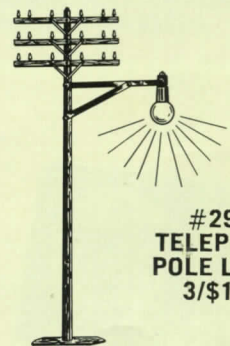
#2951
BOULEVARD
LAMPS
3/\$1.50



#2952
GOOSENECK
LAMPS
3/\$1.50




#2953
HIGHWAY
LAMPS
3/\$1.50

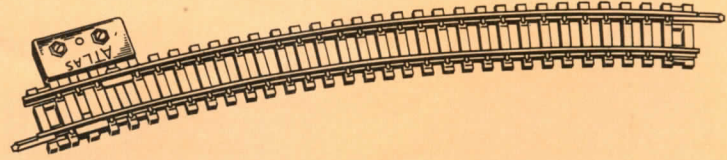


#2954
TELEPHONE
POLE LAMPS
3/\$1.50

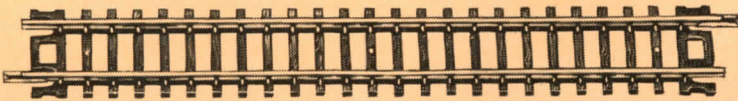
Patented




#2500 CURVABLE FLEX-TRACK 69c
 Curve-it-yourself nickel silver track sections. One section equal to about 6 full lengths of regular Snap-Track.



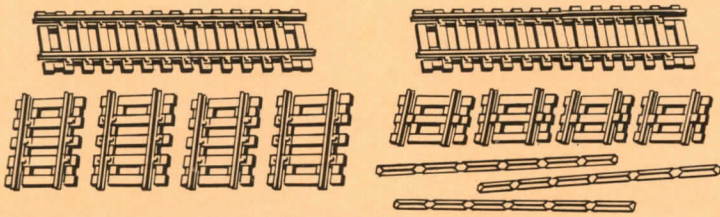
#2531 CURVED TERMINAL TRACK (2 PCS.) \$1
 Makes it easy to connect power from your power pack to the track. Insulated terminal has positive and negative screw posts for simplified wiring.



#2501 STRAIGHT (5") SNAP-TRACK (6 PCS.) \$1
 Famous Atlas Snap-Track has realistic "T" shaped nickel silver rail mounted on "wood grain" track ties, with rail joiners built-in on both ends. Bubble packed six sections to card.




#2532 RERAILER TRACK SECTION (3 PCS.) \$1
 Can be installed anywhere on your layout . . . in place of one straight track section. Puts cars or loco back on rails with one easy hand motion.



#2509 SNAP-TRACK ASSORTMENT \$1.29
 Includes 10 assorted small sections of straight Snap-Track. Ideal for track layouts that require odd size track sections.




#2508 REMOTE CONTROL UNCOUPLER \$4.00
 Automatically uncouples your cars from a remote station. Complete with electric control box and all necessary hook-up material.



CURVED SNAP-TRACK (6 PCS.) \$1.00
 Bubble Packed Six Sections per Card.


#2510 9 3/4" Radius, Full Section #2520 11" Radius, Full Section
 #2511 Half Section, 9 3/4" Radius #2521 Half Section, 11" Radius
 #2526 19" Switch Radius (24 Sect. to Circle)



#2533 'N' LARGER TRACK PACK \$11.50
 Set includes one pair of Remote Control Switches (one Right and one Left Hand), 12 Sections of Straight Track (5") and 12 Sections of Curved Track (9 3/4" Radius).



#6 LAYOUT BOOK 50c
 Colorful 28 page How-to-do-it Book with tips and hints on trackwork plus 9 layouts.



#7 LAYOUT BOOK \$2.00
 Colorful 48 page,
 9 large scale layouts.

RACKSIDE ACCESSORIES




Pat. Applied For.

SWITCHES • MANUAL & REMOTE

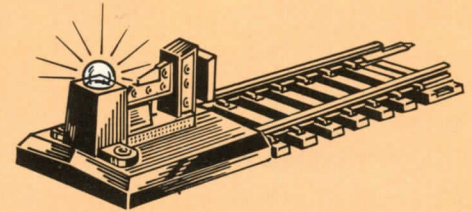
- Remote Switches Include Controller & Switch Radius Track Section.
- | | | | |
|--|--------|------------------------------------|--------|
| #2550 L.H. Standard Remote Control | \$3.98 | #2553 R.H. Std. Manual | \$2.98 |
| #2551 R.H. Standard Remote Control | \$3.98 | #2558 #6 L.H. Remote Control | \$3.98 |
| #2552 L.H. Std. Manual | \$2.98 | #2559 #6 R.H. Remote Control | \$3.98 |




#2545 CORK ROADBED, 3', \$.50 SECTION



#2562 DOUBLE SLIP SWITCH, REMOTE CONTROL \$8.95



SNAP-TRACK BUMPERS
#2536 Bumper...50c #2537 Illuminated Bumper...80c




#2563 3-WAY REMOTE SWITCH
..... \$8.95




FIGURE SETS \$1.29
Six Figures Per Set

- #2906 Train Personnel
- #2907 Station Personnel
- #2908 Pedestrians
- #2909 Sitting Figures
- #2910 Assorted Passengers
- #2911 Working Figures



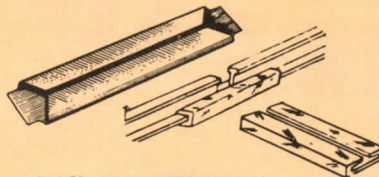
SNAP-TRACK CROSSINGS \$2.25
#2565 15° CROSSING #2569 90° CROSSING




#2541 PIER SET, OVER'-N-UNDER \$2.50



#2599 POWER PACK \$6.00




RAIL AND TERMINAL JOINERS
#2535 Rail Joiners 50c
#2538 Plastic Insulating Joiners 30c
#2539 Terminal Joiners .29c




#2542 PIER GIRDER SET \$1.50

"N" GAUGE TRACK NAILS
APPROX. 400 PIECES PER PACK
MADE ESPECIALLY FOR "N" GAUGE TRACK
#2540-50c

#2546 WARREN TRUSS BRIDGE \$1.30
LESS PIERS





#2548 PLATE GIRDER BRIDGE \$1.30
LESS PIERS



#2543 BRIDGE PIERS 50¢
3 PIERS TO CARD

#2547 DECK BRIDGE \$1.30
LESS PIERS



1/2" GAUGE MODEL RAILROADING

ATLAS TOOL CO., INC. • 378 FLORENCE AVENUE • HILLSIDE, NEW JERSEY 07205

PRINTED IN U.S.A.